

MASON, ERWIN & HORTON, P.A.

ATTORNEYS AT LAW

1311-A PAUL RUSSELL ROAD, SUITE 101
TALLAHASSEE, FLORIDA 32301

Edwin L. Mason
David B. Erwin
Norman H. Horton, Jr.

June 28, 1991

(904) 878-7138

Mr. Steve Tribble, Director
Division of Records and Reporting
Florida Public Service Commission
101 East Gaines Street
Tallahassee, Florida 32301

REQUEST FOR CONFIDENTIAL CLASSIFICATION OF MATERIAL

In re: Docket No. 910022-TL -
Bradford County EAS

Dear Mr. Tribble:

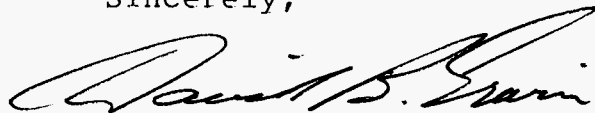
Order No. 24208 required the submission of traffic study data for use in Docket No. 910022-TL. Many of the routes involved are interLATA, and Alltel Florida Inc. requests confidential treatment for this data.

Pursuant to Rule 25-22.006(4)(a), F.A.C., the portions for which confidential treatment is requested are highlighted on the attached copy. The remaining copies, including those distributed to parties, have the confidential material blocked out.

In Order No. 24685, in this docket, the Commission found to be confidential that data submitted by Southern Bell for the same routes for which Alltel is requesting a confidential determination herein.

Thank you for your attention to this filing. Copies are being mailed in accordance with the attached Certificate of Service.

Sincerely,



David B. Erwin

DBE:sap
Enclosures

DOCUMENT NUMBER-DATE

06543 JUN 28 1991

FPSC-RECORDS/REPORTING

Certificate of Service

Docket No. 910022-TL

I HEREBY CERTIFY that a copy of the foregoing has been furnished by United States Mail this 28 day of June, 1991 to:


Sam Wahlen
Central Telephone Company
Post Office Box 2214
Tallahassee, Florida 32316

E. Barlow Keener
General Attorney
c/o Marshall M. Criser, III
150 So. Monroe Street
Suite 400
Tallahassee, Florida 32301

Starke / Bradford County
c/o Chamber of Commerce
Post Office Box 576
Starke, Florida 32091

Mike Tye
AT&T Communications
106 E. College Avenue
Suite 1400
Tallahassee, Florida 32301

Jack Shreve
Office of the Public Counsel
111 West Madison Street
Room 801
Tallahassee, Florida 32399-1400


David B. Erwin



ALLTEL Florida, Inc.
P.O. Box 550 • Live Oak, Florida 32060
(904) 362-2808

June 25, 1991

Mr. Steve Tribble, Director
Division of Records and Reporting
Florida Public Service Commission
101 East Gaines Street
Tallahassee, Florida 32399-0865

RE: Docket Number 910022-TL - Bradford County EAS

Dear Mr. Tribble:

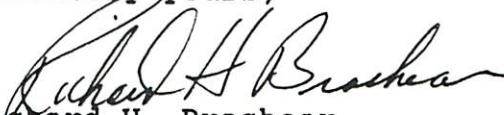
HIGHLIGHTED COPY

In accordance with Florida Public Service Commission Order No. 24208 in the above-captioned docket, we submit for filing the original and fifteen copies of the following with respect to the request for extended area service for Bradford County:

- (1) Analysis Statement
- (2) Calling Rate Calculations
- (3) Call Distribution Schedules
- (4) Map of ALLTEL and Southern Bell Serving Areas

Your attention to this filing is greatly appreciated.

Sincerely yours,


Richard H. Brashear
President

RHB:HE:ss

Enclosures

cc: Ray Brooks
Dave Erwin
Harriet Eudy
Sandra Fox
Jimmy Jones
Robert Kelly
Bill Lee
Gordon Malmut

Confidentiality expired
DOCUMENT NUMBER DATE

06543 JUN 28 1991

FPSC-RECORDS/REPORTING

ANALYSIS STATEMENT

Docket No. 910022-TL Order No. 24208

Bradford County EAS

All traffic data collected for the calling rate computation for this study is based on the January 1991 billing period. Calling main stations for this study included 1B, 2B, Semi-Public Paystations, PBX Trunks, Key System Lines, Centrex, Customer Owned Paystations, 1R, and 2R. Calling main totals differ from access line totals. Access line totals include Public Paystations and Special Services (Private Lines, Special Access, FX, and WATS). Totals on both counts exclude test lines and official company lines.

All community of interest factors reported in this study are based on only the usage which ALLTEL bills on behalf of AT&T. To the extent other IXCs may be accessing our customers through FGA or FGB connections, etc., and completing calls over these routes, the community of interest may be affected. Usage of this type is not available for study by ALLTEL since we do not perform the recording and billing function for all other carriers. None of these exchanges presently have equal access.

Calling statistics for these routes are as follows:

Combined Business and Residence

Calling Main Stations	- Brooker	923
	Lake Butler	2,037
	Melrose	2,505
	Raiford	459
	Waldo	1,478
FX Lines	- Lake Butler - Starke (Closed End)	2
Monthly Messages	- Brooker - Keystone Heights	648
	Brooker - Lake City	530
	Brooker - Lawtey	325
	Brooker - Melrose	339
	Brooker - Raiford	136
	Brooker - Starke	3,974
	Lake Butler - Keystone Heights	937
	Lake Butler - Lake City	11,698
	Lake Butler - Lawtey	657
	Lake Butler - Melrose	446
	Lake Butler - Starke	8,713

Monthly Messages

Lake Butler - Starke (Includes FX)	10,313
Lake Butler - Waldo	502
Melrose - Brooker	413
Melrose - Lake Butler	312
Melrose - Lake City	334
Melrose - Lawtey	158
Melrose - Raiford	60
Melrose - Starke	3,362
Raiford - Brooker	92
Raiford - Gainesville	1,589
Raiford - Keystone Heights	182
Raiford - Lake City	767
Raiford - Melrose	39
Raiford - Waldo	203
Waldo - Keystone Heights	2,228
Waldo - Lake Butler	586
Waldo - Lake City	395
Waldo - Lawtey	633
Waldo - Raiford	162
Waldo - Starke	7,642

M/M/Ms

- Brooker - Keystone Heights	0.70
Brooker - Lake City	0.57
Brooker - Lawtey	0.35
Brooker - Melrose	0.37
Brooker - Raiford	0.15
Brooker - Starke	4.31
Lake Butler - Keystone Heights	0.46
Lake Butler - Lake City	5.74
Lake Butler - Lawtey	0.32
Lake Butler - Melrose	0.22
Lake Butler - Starke	4.28
Lake Butler - Starke (Includes FX)	5.06
Lake Butler - Waldo	.25
Melrose - Brooker	0.16
Melrose - Lake Butler	0.12
Melrose - Lake City	0.13
Melrose - Lawtey	0.06
Melrose - Raiford	0.02
Melrose - Starke	1.34
Raiford - Brooker	0.20
Raiford - Gainesville	3.46
Raiford - Keystone Heights	0.40
Raiford - Lake City	1.67
Raiford - Melrose	0.08
Raiford - Waldo	0.44
Waldo - Keystone Heights	1.51
Waldo - Lake Butler	0.40
Waldo - Lake City	0.27
Waldo - Lawtey	0.43
Waldo - Raiford	0.11
Waldo - Starke	5.17

2 Way M/M/Ms	- Brooker - Melrose	0.22
	Brooker - Raiford	0.16
	Lake Butler - Melrose	0.17
	Lake Butler - Waldo	0.31
	Melrose - Raiford	0.03
	Raiford - Waldo	0.19
Monthly Toll Revenue	- Brooker - Keystone Heights	\$ 442.16
	Brooker - Lake City	\$ 575.09
	Brooker - Lawtey	\$ 283.43
	Brooker - Melrose	\$ 250.08
	Brooker - Raiford	\$ 92.96
	Brooker - Starke	\$2,578.60
	Lake Butler - Keystone Heights	\$ 696.74
	Lake Butler - Lake City	\$6,300.87
	Lake Butler - Lake City (Includes FX)	\$6,466.92
	Lake Butler - Lawtey	\$ 402.45
	Lake Butler - Melrose	\$ 387.01
	Lake Butler - Starke	\$4,799.06
	Lake Butler - Starke (Includes FX)	\$4,926.31
	Lake Butler - Waldo	\$ 285.00
	Melrose - Brooker	\$ 394.76
	Melrose - Lake Butler	\$ 336.26
	Melrose - Lake City	\$ 306.26
	Melrose - Lawtey	\$ 136.25
	Melrose - Raiford	\$ 46.50
	Melrose - Starke	\$1,885.56
	Raiford - Brooker	\$ 43.18
	Raiford - Gainesville	\$1,163.58
	Raiford - Keystone Heights	\$ 178.62
	Raiford - Lake City	\$ 672.66
	Raiford - Melrose	\$ 37.09
	Raiford - Waldo	\$ 143.66
	Waldo - Keystone Heights	\$ 831.55
	Waldo - Lake Butler	\$ 352.53
	Waldo - Lake City	\$ 392.88
	Waldo - Lawtey	\$ 387.31
Waldo - Raiford	\$ 90.61	
Waldo - Starke	\$4,060.55	
% of Customers Making 2 or More Calls Per Month	- Brooker - Keystone Heights	10.18
	Brooker - Lake City	8.88
	Brooker - Lawtey	4.22
	Brooker - Melrose	5.30
	Brooker - Raiford	2.81
	Brooker - Starke	35.10
	Lake Butler - Keystone Heights	7.16
	Lake Butler - Lake City	47.47
	Lake Butler - Lawtey	4.81
	Lake Butler - Melrose	2.35
	Lake Butler - Starke	41.43
	Lake Butler - Waldo	3.82
	Melrose - Brooker	1.79
	Melrose - Lake Butler	1.67

% of Customers Making 2- or More Calls per Month	Melrose - Lake City	2.07
	Melrose - Lawtey	.99
	Melrose - Raiford	.59
	Melrose - Starke	14.97
	Raiford - Brooker	2.83
	Raiford - Gainesville	46.84
	Raiford - Keystone Heights	7.62
	Raiford - Lake City	24.61
	Raiford - Melrose	1.96
	Raiford - Waldo	5.66
	Waldo - Keystone Heights	18.87
	Waldo - Lake Butler	6.36
	Waldo - Lake City	4.33
	Waldo - Lawtey	5.34
	Waldo - Raiford	1.69
	Waldo - Starke	39.71

ARPM	- Brooker - Keystone Heights	\$0.68
	Brooker - Lake City	\$1.09
	Brooker - Lawtey	\$0.87
	Brooker - Melrose	\$0.74
	Brooker - Raiford	\$0.68
	Brooker - Starke	\$0.65
	Lake Butler - Keystone Heights	\$0.74
	Lake Butler - Lake City	\$0.54
	Lake Butler - Lawtey	\$0.61
	Lake Butler - Melrose	\$0.87
	Lake Butler - Starke	\$0.55
	Lake Butler - Waldo	\$0.57
	Melrose - Brooker	\$0.96
	Melrose - Lake Butler	\$1.08
	Melrose - Lake City	\$0.92
	Melrose - Lawtey	\$0.86
	Melrose - Raiford	\$0.78
	Melrose - Starke	\$0.56
	Raiford - Brooker	\$0.47
	Raiford - Gainesville	\$0.73
	Raiford - Keystone Heights	\$0.98
	Raiford - Lake City	\$0.88
	Raiford - Melrose	\$0.95
	Raiford - Waldo	\$0.71
	Waldo - Keystone Heights	\$0.37
	Waldo - Lake Butler	\$0.60
	Waldo - Lake City	\$0.99
	Waldo - Lawtey	\$0.61
	Waldo - Raiford	\$0.56
	Waldo - Starke	\$0.53

DDD Toll Message Charges	(Same rate both ways)		
		<u>(Day) First Min</u>	<u>Each Add'l Min</u>
	Brooker - Keystone Heights	\$0.28	\$0.16
	Brooker - Lake City	\$0.2650	\$0.2200
	Brooker - Lawtey	\$0.2650	\$0.1600
Brooker - Melrose	\$0.28	\$0.16	

DDD Toll Messages (Same rate both ways)	(Day) First Min	Each Add'l Min
Brooker - Raiford	\$0.2650	\$0.1600
Brooker - Starke	\$0.2650	\$0.1600
Lake Butler - Keystone Heights	\$0.2650	\$0.2200
Lake Butler - Lake City	\$0.28	\$0.16
Lake Butler - Lawtey	\$0.28	\$0.16
Lake Butler - Melrose	\$0.2650	\$0.2200
Lake Butler - Starke	\$0.28	\$0.16
Lake Butler - Waldo	\$0.2650	\$0.1600
Melrose - Lake City	\$0.2650	\$0.2200
Melrose - Lawtey	\$0.2650	\$0.2200
Melrose - Raiford	\$0.2650	\$0.2200
Melrose - Starke	\$0.2650	\$0.1600
Raiford - Gainesville	\$0.2650	\$0.2200
Raiford - Keystone Heights	\$0.2650	\$0.2200
Raiford - Lake City	\$0.40	\$0.28
Raiford - Waldo	\$0.2650	\$0.1600
Waldo - Keystone Heights	\$0.19	\$0.09
Waldo - Lake City	\$0.2650	\$0.2200
Waldo - Lawtey	\$0.2650	\$0.1600
Waldo - Starke	\$0.2650	\$0.1600

Air Miles

Brooker - Keystone Heights	20
Brooker - Lake City	27
Brooker - Lawtey	19
Brooker - Melrose	21
Brooker - Raiford	14
Brooker - Starke	14
Lake Butler - Keystone Heights	25
Lake Butler - Lake City	21
Lake Butler - Lawtey	17
Lake Butler - Melrose	27
Lake Butler - Starke	15
Lake Butler - Waldo	19
Melrose - Lake City	47
Melrose - Lawtey	24
Melrose - Raiford	27
Melrose - Starke	16
Raiford - Gainesville	29
Raiford - Keystone Heights	23
Raiford - Lake City	26
Raiford - Waldo	20
Waldo - Keystone Heights	9
Waldo - Lake City	40
Waldo - Lawtey	19
Waldo - Starke	11

The exchanges of Lake Butler and Melrose are presently served by DMS-10 (Northern Telecom) offices and the Brooker and Waldo exchanges are served by NX 2A North Electric offices, as of July 13 the Waldo office will be served by DMS-10 (Northern Telecom). The exchange of Raiford is a remote off Lake Butler DMS-10 (Northern Telecom).

Presently Raiford toll traffic is carried via T-carrier thru Lake Butler on fiber from Lake Butler thru Brooker and T-carrier from Brooker thru Alachua back to the Live Oak Toll Center. Lake Butler toll is routed this way also. We would probably route the new EAS traffic via this same route. The Brooker toll traffic is presently served via fiber thru Alachua to Gainesville toll center. Waldo toll is routed over fiber thru Melrose to Gainesville and Melrose toll is routed to Gainesville over fiber. Any new EAS would probably follow these existing routes. (See attached facilities sketch).

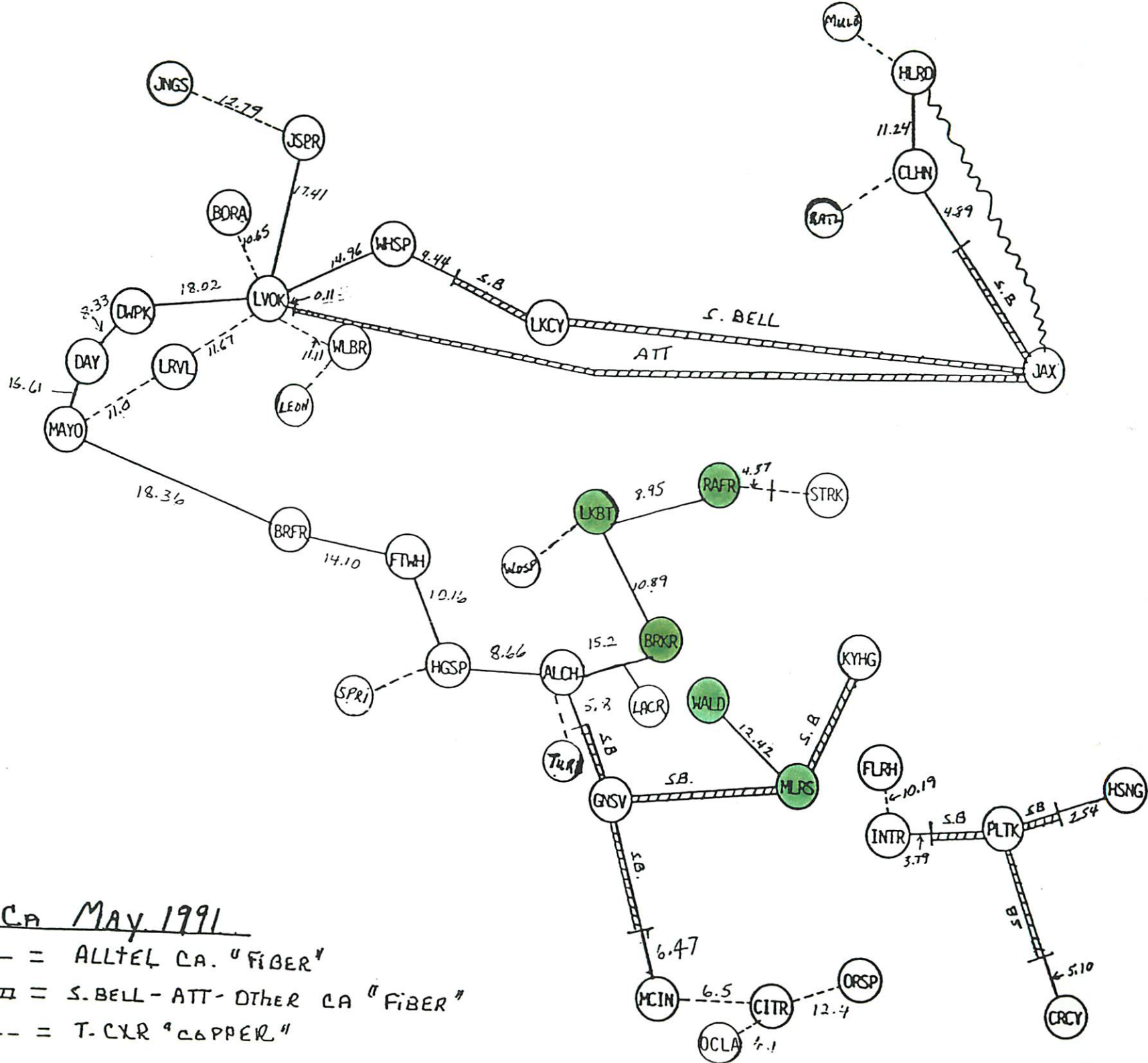
On the enclosed map's of the exchanges, we have indicated the existing EAS routes with solid arrows on the first set, and the proposed routes with broken arrows on a second set.

All toll revenue between the following routes are Intrastate/Intralata. Originating toll revenue is being billed and kept by ALLTEL under the MABC plan for bill and keep of Intralata toll. ALLTEL pays Southern Bell terminating access for termination of these minutes of use:

Brooker - Keystone Heights	Lake Butler - Starke
Brooker - Melrose	Melrose - Brooker
Lake Butler - Lake City	Raiford - Lake City
Lake Butler - Lawtey	Waldo - Keystone Heights

Toll revenue between the following routes are Intrastate/Interlata and is turned over to AT&T. ALLTEL bills access to AT&T for this usage out of the Intrastate access tariff.

Brooker - Lake City	Melrose - Starke
Brooker - Lawtey	Raiford - Brooker
Brooker - Raiford	Raiford - Gainesville
Brooker - Starke	Raiford - Keystone Heights
Lake Butler - Keystone Heights	Raiford - Melrose
Lake Butler - Melrose	Raiford - Waldo
Lake Butler - Waldo	Waldo - Lake Butler
Melrose - Lake Butler	Waldo - Lake City
Melrose - Lake City	Waldo - Lawtey
Melrose - Lawtey	Waldo - Raiford
Melrose - Raiford	Waldo - Starke



FIBER CA MAY 1991

- = ALLTEL CA. "FIBER"
- ▨▨▨▨▨ = S. BELL- ATT- OTHER CA "FIBER"
- = T-CXR "COPPER"

The following Station Classification data reflects the total number of access lines for Brooker, Lake Butler, Melrose, Raiford and Waldo as of January 1991.

	<u>Brooker</u>	<u>Lake Butler</u>	<u>Melrose</u>	<u>Raiford</u>	<u>Waldo</u>
1B	49	202	159	27	98
2B	3	2	1		2
Centrex		18	11		
Semi-Pub Paystations		4	5		3
Public Paystations	1	6	2	1	2
Cust Owned Paystations	2	17	7	13	15
PBX Trunks	2	26		9	
Key System Lines	10	109	33	5	30
1R	808	1,558	2,135	391	1,264
2R	49	101	154	14	66
FX		2	17	6	2
Private Lines	3	55	5	11	2
WATS					
TOTAL	927	2,100	2,529	477	1,484

The NNX's that can be accessed via EAS today are as follows:

Brooker (485)	Alachua	- 462
	Gainesville	- 331, 332, 333, 334, 335, 336, 338, 370, 371, 372, 373, 374, 375, 376, 377, 378, 392, 395, 491, 538, 665
	Waldo	- 468
Lake Butler (496)	Raiford	- 431
Melrose (475)	Gainesville	- Same as above
	Hawthorne	- 481
	Keystone Heights	- 473
	Waldo	- 468
Raiford (431)	Kingsley Lake	- 533
	Lake Butler	- 496
	Lawtey	- 782
	Starke	- 964
Waldo (468)	Brooker	- 485
	Gainesville	- Same as above
	Melrose	- 475

047-ALLTEL FLORIDA, INC.
 FLORIDA
 MONTHLY MESSAGES AND CALLING RATE PER MAIN STATION
 DOCKET NO. 910022-TL ORDER NO. 24208

NOT INCLUDING FX'S

STUDY ROUTE		RESIDENCE	MONTHLY MESSAGES						CALLING RATE PER MAIN STATION PER MONTH					
			BUSINESS		COMBINED		RESIDENCE		BUSINESS		COMBINED			
A	B	A to B	B to A	A to B	B to A	A to B	B to A	A to B	B to A	A to B	B to A	A to B	B to A	
Brooker - Keystone Heights		597		51		648		0.69		0.80		0.70		
Brooker - Lake City		509		21		530		0.59		0.33		0.57		
Brooker - Lawtey		315		10		325		0.37		0.16		0.35		
Brooker - Melrose		293	399	46	14	339	413	0.34	0.17	0.72	0.06	0.37	0.16	
Brooker - Raiford		129	88	7	4	136	92	0.15	0.22	0.11	0.07	0.15	0.20	
Brooker - Starke		3,649		325		3,974		4.25		5.08		4.31		
Lake Butler - Keystone Heights		704		233		937		0.42		0.62		0.46		
Lake Butler - Lake City		8,387		3,311		11,698		5.06		8.76		5.74		
Lake Butler - Lawtey		487		170		657		0.29		0.45		0.32		
Lake Butler - Melrose		242	268	204	44	446	312	0.15	0.12	0.54	0.20	0.22	0.12	
Lake Butler - Starke		6,076		2,637		8,713		3.66		6.98		4.28		
Lake Butler - Waldo		406	542	96	44	502	586	0.24	0.41	0.25	0.30	0.25	0.40	
Melrose - Lake City		247		87		334		0.11		0.40		0.13		
Melrose - Lawtey		153		5		158		0.07		0.02		0.06		
Melrose - Raiford		55	39	5	0	60	39	0.02	0.10	0.02	0.00	0.02	0.08	
Melrose - Starke		2,765		597		3,362		1.21		2.76		1.34		
Raiford - Gainesville		1,428		161		1,589		3.53		2.98		3.46		
Raiford - Keystone Heights		165		17		182		0.41		0.31		0.40		
Raiford - Lake City		694		73		767		1.71		1.35		1.67		
Raiford - Waldo		198	149	5	13	203	162	0.49	0.11	0.09	0.09	0.44	0.11	
Waldo - Keystone Heights		2,004		224		2,228		1.51		1.51		1.51		
Waldo - Lake City		354		41		395		0.27		0.28		0.27		
Waldo - Lawtey		546		87		633		0.41		0.59		0.43		
Waldo - Starke		6,736		906		7,642		5.06		6.12		5.17		

047-ALLTEL FLORIDA, INC.
 FLORIDA
 MONTHLY MESSAGES AND CALLING RATE PER MAIN STATION
 DOCKET NO. 910022-TL ORDER NO. 24208

NOT INCLUDING FX'S

A	B	MONTHLY MESSAGES			CALLING RATE PER MAIN STATION PER MONTH		
		RESIDENCE Two-Way	BUSINESS Two-Way	COMBINED Two-Way	RESIDENCE Two-Way	BUSINESS Two-Way	COMBINED Two-Way
Brooker - Melrose		692	60	752	0.22	0.21	0.22
Brooker - Raiford		217	11	228	0.17	0.09	0.16
Lake Butler - Melrose		510	248	758	0.13	0.42	0.17
Lake Butler - Waldo		948	140	1,088	0.32	0.27	0.31
Melrose - Raiford		94	5	99	0.03	0.02	0.03
Raiford - Waldo		347	18	365	0.20	0.09	0.19

Source: Call Distribution Studies - Billing Period: 01/01/91 thru 01/31/91.

Calling Main Stations:		Brooker	Lake Butler	Melrose	Raiford	Waldo
Res.		859	1,659	2,289	405	1,330
Bus.		<u>64</u>	<u>378</u>	<u>216</u>	<u>54</u>	<u>148</u>
		923	2,037	2,505	459	1,478

047-ALLTEL FLORIDA, INC.
 FLORIDA
 MONTHLY MESSAGES AND CALLING RATE PER MAIN STATION
 DOCKET NO. 910022-TL ORDER NO. 24208

INCLUDING FX'S

STUDY ROUTE	RESIDENCE		MONTHLY MESSAGES				CALLING RATE PER MAIN STATION PER MONTH					
	A	B	BUSINESS		COMBINED		RESIDENCE		BUSINESS		COMBINED	
			A to B	B to A	A to B	B to A	A to B	B to A	A to B	B to A	A to B	B to A
Brooker - Keystone Heights	597		51		648		0.69		0.80		0.70	
Brooker - Lake City	509		21		530		0.59		0.33		0.57	
Brooker - Lawtey	315		10		325		0.37		0.16		0.35	
Brooker - Melrose	293	399	46	14	339	413	0.34	0.17	0.72	0.06	0.37	0.16
Brooker - Raiford	129	88	7	4	136	92	0.15	0.22	0.11	0.07	0.15	0.20
Brooker - Starke	3,649		325		3,974		4.25		5.08		4.31	
Lake Butler - Keystone Heights	704		233		937		0.42		0.62		0.46	
Lake Butler - Lake City	8,387		3,311		11,698		5.06		8.76		5.74	
Lake Butler - Lawtey	487		170		657		0.29		0.45		0.32	
Lake Butler - Melrose	242	268	204	44	446	312	0.15	0.12	0.54	0.20	0.22	0.12
Lake Butler - Starke	6,076		4,237		10,313		3.66		11.15		5.06	
Lake Butler - Waldo	406	542	96	44	502	586	0.24	0.41	0.25	0.30	0.25	0.40
Melrose - Lake City	247		87		334		0.11		0.40		0.13	
Melrose - Lawtey	153		5		158		0.07		0.02		0.06	
Melrose - Raiford	55	39	5	0	60	39	0.02	0.10	0.02	0.00	0.02	0.08
Melrose - Starke	2,765		597		3,362		1.21		2.76		1.34	
Raiford - Gainesville	1,428		161		1,589		3.53		2.98		3.46	
Raiford - Keystone Heights	165		17		182		0.41		0.31		0.40	
Raiford - Lake City	694		73		767		1.71		1.35		1.67	
Raiford - Waldo	198	149	5	13	203	162	0.49	0.11	0.09	0.09	0.44	0.11
Waldo - Keystone Heights	2,004		224		2,228		1.51		1.51		1.51	
Waldo - Lake City	354		41		395		0.27		0.28		0.27	
Waldo - Lawtey	546		87		633		0.41		0.59		0.43	
Waldo - Starke	6,736		906		7,642		5.06		6.12		5.17	

047-ALLTEL FLORIDA, INC.
 FLORIDA
 MONTHLY MESSAGES AND CALLING RATE PER MAIN STATION
 DOCKET NO. 910022-TL ORDER NO. 24208

INCLUDING FX'S

A	B	MONTHLY MESSAGES			CALLING RATE PER MAIN STATION PER MONTH		
		RESIDENCE Two-Way	BUSINESS Two-Way	COMBINED Two-Way	RESIDENCE Two-Way	BUSINESS Two-Way	COMBINED Two-Way
Brooker - Melrose		692	60	752	0.22	0.21	0.22
Brooker - Raiford		217	11	228	0.17	0.09	0.16
Lake Butler - Melrose		510	248	758	0.13	0.42	0.17
Lake Butler - Waldo		948	140	1,088	0.32	0.27	0.31
Melrose - Raiford		94	5	99	0.03	0.02	0.03
Raiford - Waldo		347	18	365	0.20	0.09	0.19

Source: Call Distribution Studies - Billing Period: 01/01/91 thru 01/31/91.

		Brooker	Lake Butler	Melrose	Raiford	Waldo	
Calling Main Stations:	Res.	859	1,659	2,289	405	1,330	Assume 800 Messages/FX/Month
	Bus.	64	378	216	54	148	
	FX		2				
		<u>923</u>	<u>2,039</u>	<u>2,505</u>	<u>459</u>	<u>1,478</u>	

047-ALLTEL FLORIDA, INC.
 EXTENDED AREA SERVICE STUDY
 BROOKER - KEYSTONE HEIGHTS

BUSINESS				RESIDENCE				COMBINED			
SCHEDULE OF DISTRIBUTION OF CALLS				SCHEDULE OF DISTRIBUTION OF CALLS				SCHEDULE OF DISTRIBUTION OF CALLS			
NUMBER OF CALLS	CALLING MAIN STATIONS	ACCUMULATED MAIN STATIONS	PERCENT TO ACCUMULATED STATIONS	NUMBER OF CALLS	CALLING MAIN STATIONS	ACCUMULATED MAIN STATIONS	PERCENT TO ACCUMULATED STATIONS	NUMBER OF CALLS	CALLING MAIN STATIONS	ACCUMULATED MAIN STATIONS	PERCENT TO ACCUMULATED STATIONS
26 or more				26 or more	3	3	.34	26 or more	3	3	.32
25				25		3	.34	25		3	.32
24				24		3	.34	24		3	.32
23				23		3	.34	23		3	.32
22				22		3	.34	22		3	.32
21				21		3	.34	21		3	.32
20				20		3	.34	20		3	.32
19				19		3	.34	19		3	.32
18				18		3	.34	18		3	.32
17				17	1	4	.46	17	1	4	.43
16				16	1	5	.58	16	1	5	.54
15				15	2	7	.81	15	2	7	.75
14				14		7	.81	14		7	.75
13	1	1	1.56	13	2	9	1.04	13	3	10	1.08
12		1	1.56	12	1	10	1.16	12	1	11	1.19
11		1	1.56	11	3	13	1.51	11	3	14	1.51
10		1	1.56	10	2	15	1.74	10	2	16	1.73
9		1	1.56	9	3	18	2.09	9	3	19	2.05
8	1	2	3.12	8	3	21	2.44	8	4	23	2.49
7		2	3.12	7	4	25	2.91	7	4	27	2.92
6	1	3	4.68	6	2	27	3.14	6	3	30	3.25
5	2	5	7.81	5	7	34	3.95	5	9	39	4.22
4		5	7.81	4	11	45	5.23	4	11	50	5.41
3	1	6	9.37	3	12	57	6.63	3	13	63	6.82
2	3	9	14.06	2	28	85	9.89	2	31	94	10.18
1	5	14	21.87	1	75	160	18.62	1	80	174	18.85
0	50	64	100.00	0	699	859	100.00	0	749	923	100.00
TOTALS	64	64		TOTALS	859	859		TOTALS	923	923	
AVERAGE REVENUE PER MESSAGE	.36			AVERAGE REVENUE PER MESSAGE	.71			AVERAGE REVENUE PER MESSAGE	.68		

047-ALLTEL FLORIDA, INC.
 EXTENDED AREA SERVICE STUDY
 BROOKER - LAKE CITY

BUSINESS

RESIDENCE

COMBINED

SCHEDULE OF DISTRIBUTION OF CALLS

SCHEDULE OF DISTRIBUTION OF CALLS

SCHEDULE OF DISTRIBUTION OF CALLS

NUMBER OF CALLS	CALLING MAIN STATIONS	ACCUMULATED MAIN STATIONS	PERCENT TO ACCUMULATED STATIONS
26 or more			
25			
24			
23			
22			
21			
20			
19			
18			
17			
16			
15			
14			
13			
12			
11			
10			
9			
8			
7			
6			
5	1	1	1.56
4	1	1	1.56
3	2	3	4.68
2	3	6	9.37
1	4	10	15.62
0	54	64	100.00
TOTALS	64	64	

AVERAGE REVENUE PER MESSAGE 1.28

NUMBER OF CALLS	CALLING MAIN STATIONS	ACCUMULATED MAIN STATIONS	PERCENT TO ACCUMULATED STATIONS
26 or more	2	2	.23
25		2	.23
24	1	3	.34
23		3	.34
22		3	.34
21	1	4	.46
20		4	.46
19		4	.46
18		4	.46
17	1	5	.58
16	1	6	.69
15		6	.69
14	1	7	.81
13		7	.81
12	1	8	.93
11	2	10	1.16
10		10	1.16
9	2	12	1.39
8	1	13	1.51
7	4	17	1.97
6	3	20	2.32
5	7	27	3.14
4	9	36	4.19
3	20	56	6.51
2	20	76	8.84
1	50	126	14.66
0	733	859	100.00
TOTALS	859	859	

AVERAGE REVENUE PER MESSAGE 1.08

NUMBER OF CALLS	CALLING MAIN STATIONS	ACCUMULATED MAIN STATIONS	PERCENT TO ACCUMULATED STATIONS
26 or more	2	2	.21
25		2	.21
24	1	3	.32
23		3	.32
22		3	.32
21	1	4	.43
20		4	.43
19		4	.43
18		4	.43
17	1	5	.54
16	1	6	.65
15		6	.65
14	1	7	.75
13		7	.75
12	1	8	.86
11	2	10	1.08
10		10	1.08
9	2	12	1.30
8	1	13	1.40
7	4	17	1.84
6	3	20	2.16
5	8	28	3.03
4	9	37	4.00
3	22	59	6.39
2	23	82	8.88
1	54	136	14.73
0	787	923	100.00
TOTALS	923	923	

AVERAGE REVENUE PER MESSAGE 1.09

047-ALLTEL FLORIDA, INC.
 EXTENDED AREA SERVICE STUDY
 BROOKER - LAWTEY

BUSINESS

SCHEDULE OF DISTRIBUTION OF CALLS

NUMBER OF CALLS	CALLING MAIN STATIONS	ACCUMULATED MAIN STATIONS	PERCENT TO ACCUMULATED STATIONS
26 or more			
25			
24			
23			
22			
21			
20			
19			
18			
17			
16			
15			
14			
13			
12			
11			
10			
9			
8			
7			
6			
5	1	1	1.56
4		1	1.56
3	1	2	3.12
2		2	3.12
1	2	4	6.25
0	60	64	100.00
TOTALS	64	64	

AVERAGE REVENUE PER MESSAGE .63

RESIDENCE

SCHEDULE OF DISTRIBUTION OF CALLS

NUMBER OF CALLS	CALLING MAIN STATIONS	ACCUMULATED MAIN STATIONS	PERCENT TO ACCUMULATED STATIONS
26 or more	2	2	.23
25	1	3	.34
24		3	.34
23		3	.34
22		3	.34
21		3	.34
20		3	.34
19	1	4	.46
18		4	.46
17		4	.46
16	1	5	.58
15	1	6	.69
14	1	7	.81
13	1	8	.93
12		8	.93
11	1	9	1.04
10	2	11	1.28
9	1	12	1.39
8		12	1.39
7	1	13	1.51
6	4	17	1.97
5	4	21	2.44
4	3	24	2.79
3	5	29	3.37
2	8	37	4.30
1	21	58	6.75
0	801	859	100.00
TOTALS	859	859	

AVERAGE REVENUE PER MESSAGE .88

COMBINED

SCHEDULE OF DISTRIBUTION OF CALLS

NUMBER OF CALLS	CALLING MAIN STATIONS	ACCUMULATED MAIN STATIONS	PERCENT TO ACCUMULATED STATIONS
26 or more	2	2	.21
25	1	3	.32
24		3	.32
23		3	.32
22		3	.32
21		3	.32
20		3	.32
19	1	4	.43
18		4	.43
17		4	.43
16	1	5	.54
15	1	6	.65
14	1	7	.75
13	1	8	.86
12		8	.86
11	1	9	.97
10	2	11	1.19
9	1	12	1.30
8		12	1.30
7	1	13	1.40
6	4	17	1.84
5	5	22	2.38
4	3	25	2.70
3	6	31	3.35
2	8	39	4.22
1	23	62	6.71
0	861	923	100.00
TOTALS	923	923	

AVERAGE REVENUE PER MESSAGE .87

047-ALLTEL FLORIDA, INC.
EXTENDED AREA SERVICE STUDY
BROOKER - MELROSE

BUSINESS				RESIDENCE				COMBINED			
SCHEDULE OF DISTRIBUTION OF CALLS				SCHEDULE OF DISTRIBUTION OF CALLS				SCHEDULE OF DISTRIBUTION OF CALLS			
NUMBER OF CALLS	CALLING MAIN STATIONS	ACCUMULATED MAIN STATIONS	PERCENT TO ACCUMULATED STATIONS	NUMBER OF CALLS	CALLING MAIN STATIONS	ACCUMULATED MAIN STATIONS	PERCENT TO ACCUMULATED STATIONS	NUMBER OF CALLS	CALLING MAIN STATIONS	ACCUMULATED MAIN STATIONS	PERCENT TO ACCUMULATED STATIONS
26 or more				26 or more	1	1	.11	26 or more	1	1	.10
25				25		1	.11	25		1	.10
24				24		1	.11	24		1	.10
23				23		1	.11	23		1	.10
22				22		1	.11	22		1	.10
21				21		1	.11	21		1	.10
20				20		1	.11	20		1	.10
19				19	2	3	.34	19	2	3	.32
18				18		3	.34	18		3	.32
17				17	1	4	.46	17	1	4	.43
16				16		4	.46	16		4	.43
15				15		4	.46	15		4	.43
14				14	1	5	.58	14	1	5	.54
13				13		5	.58	13		5	.54
12	1	1	1.56	12		5	.58	12	1	6	.65
11		1	1.56	11		5	.58	11		6	.65
10	1	2	3.12	10		5	.58	10	1	7	.75
9		2	3.12	9	3	8	.93	9	3	10	1.08
8		2	3.12	8	1	9	1.04	8	1	11	1.19
7		2	3.12	7		9	1.04	7		11	1.19
6	1	3	4.68	6	6	15	1.74	6	7	18	1.95
5	1	4	6.25	5	4	19	2.21	5	5	23	2.49
4	1	5	7.81	4	5	24	2.79	4	6	29	3.14
3	2	7	10.93	3	8	32	3.72	3	10	39	4.22
2		7	10.93	2	10	42	4.88	2	10	49	5.30
1	3	10	15.62	1	37	79	9.19	1	40	89	9.64
0	54	64	100.00	0	780	859	100.00	0	834	923	100.00
TOTALS	64	64		TOTALS	859	859		TOTALS	923	923	
AVERAGE REVENUE PER MESSAGE			.74	AVERAGE REVENUE PER MESSAGE			.74	AVERAGE REVENUE PER MESSAGE			.74

047-ALLTEL FLORIDA, INC.
 EXTENDED AREA SERVICE STUDY
 BROOKER - RAIFORD

BUSINESS

SCHEDULE OF DISTRIBUTION OF CALLS

NUMBER OF CALLS	CALLING MAIN STATIONS	ACCUMULATED MAIN STATIONS	PERCENT TO ACCUMULATED STATIONS
26 or more			
25			
24			
23			
22			
21			
20			
19			
18			
17			
16			
15			
14			
13			
12			
11			
10			
9			
8			
7			
6			
5			
4			
3			
2	2	2	3.12
1	3	5	7.81
0	59	64	100.00
TOTALS	64	64	

AVERAGE REVENUE PER MESSAGE .42

RESIDENCE

SCHEDULE OF DISTRIBUTION OF CALLS

NUMBER OF CALLS	CALLING MAIN STATIONS	ACCUMULATED MAIN STATIONS	PERCENT TO ACCUMULATED STATIONS
26 or more			
25	1	1	.11
24		1	.11
23		1	.11
22		1	.11
21		1	.11
20		1	.11
19		1	.11
18		1	.11
17		1	.11
16		1	.11
15		1	.11
14	1	2	.23
13		2	.23
12		2	.23
11		2	.23
10	1	3	.34
9		3	.34
8		3	.34
7		3	.34
6	2	5	.58
5	1	6	.69
4	3	9	1.04
3	6	15	1.74
2	9	24	2.79
1	15	39	4.54
0	820	859	100.00
TOTALS	859	859	

AVERAGE REVENUE PER MESSAGE .70

COMBINED

SCHEDULE OF DISTRIBUTION OF CALLS

NUMBER OF CALLS	CALLING MAIN STATIONS	ACCUMULATED MAIN STATIONS	PERCENT TO ACCUMULATED STATIONS
26 or more			
25	1	1	.10
24		1	.10
23		1	.10
22		1	.10
21		1	.10
20		1	.10
19		1	.10
18		1	.10
17		1	.10
16		1	.10
15		1	.10
14	1	2	.21
13		2	.21
12		2	.21
11		2	.21
10	1	3	.32
9		3	.32
8		3	.32
7		3	.32
6	2	5	.54
5	1	6	.65
4	3	9	.97
3	6	15	1.62
2	11	26	2.81
1	18	44	4.76
0	879	923	100.00
TOTALS	923	923	

AVERAGE REVENUE PER MESSAGE .68

047-ALLTEL FLORIDA, INC.
 EXTENDED AREA SERVICE STUDY
 BROOKER - STARKE

BUSINESS

RESIDENCE

COMBINED

SCHEDULE OF DISTRIBUTION OF CALLS

SCHEDULE OF DISTRIBUTION OF CALLS

SCHEDULE OF DISTRIBUTION OF CALLS

NUMBER OF CALLS	CALLING MAIN STATIONS	ACCUMULATED MAIN STATIONS	PERCENT TO ACCUMULATED STATIONS	NUMBER OF CALLS	CALLING MAIN STATIONS	ACCUMULATED MAIN STATIONS	PERCENT TO ACCUMULATED STATIONS	NUMBER OF CALLS	CALLING MAIN STATIONS	ACCUMULATED MAIN STATIONS	PERCENT TO ACCUMULATED STATIONS
26 or more	4	4	6.25	26 or more	34	34	3.95	26 or more	38	38	4.11
25	1	5	7.81	25	3	37	4.30	25	4	42	4.55
24		5	7.81	24	5	42	4.88	24	5	47	5.09
23		5	7.81	23		42	4.88	23		47	5.09
22	1	6	9.37	22	5	47	5.47	22	6	53	5.74
21		6	9.37	21	2	49	5.70	21	2	55	5.95
20		6	9.37	20	6	55	6.40	20	6	61	6.60
19	1	7	10.93	19	6	61	7.10	19	7	68	7.36
18		7	10.93	18	6	67	7.80	18	6	74	8.01
17		7	10.93	17	5	72	8.38	17	5	79	8.55
16	1	8	12.50	16	3	75	8.73	16	4	83	8.99
15		8	12.50	15	6	81	9.43	15	6	89	9.64
14		8	12.50	14	4	85	9.89	14	4	93	10.07
13		8	12.50	13	9	94	10.94	13	9	102	11.05
12		8	12.50	12	6	100	11.64	12	6	108	11.70
11		8	12.50	11	13	113	13.15	11	13	121	13.10
10		8	12.50	10	13	126	14.66	10	13	134	14.51
9		8	12.50	9	14	140	16.29	9	14	148	16.03
8	1	9	14.06	8	11	151	17.57	8	12	160	17.33
7		9	14.06	7	15	166	19.32	7	15	175	18.96
6		9	14.06	6	29	195	22.70	6	29	204	22.10
5	1	10	15.62	5	13	208	24.21	5	14	218	23.61
4	4	14	21.87	4	19	227	26.42	4	23	241	26.11
3	6	20	31.25	3	33	260	30.26	3	39	280	30.33
2	1	21	32.81	2	43	303	35.27	2	44	324	35.10
1	7	28	43.75	1	81	384	44.70	1	88	412	44.63
0	36	64	100.00	0	475	859	100.00	0	511	923	100.00
TOTALS	64	64		TOTALS	859	859		TOTALS	923	923	

AVERAGE REVENUE PER MESSAGE .58

AVERAGE REVENUE PER MESSAGE .65

AVERAGE REVENUE PER MESSAGE .65

047-ALLTEL FLORIDA, INC.
 EXTENDED AREA SERVICE STUDY
 LAKE BUTLER - KEYSTONE HEIGHTS

BUSINESS

RESIDENCE

COMBINED

SCHEDULE OF DISTRIBUTION OF CALLS

SCHEDULE OF DISTRIBUTION OF CALLS

SCHEDULE OF DISTRIBUTION OF CALLS

NUMBER OF CALLS	CALLING MAIN STATIONS	ACCUMULATED MAIN STATIONS	PERCENT TO ACCUMULATED STATIONS	NUMBER OF CALLS	CALLING MAIN STATIONS	ACCUMULATED MAIN STATIONS	PERCENT TO ACCUMULATED STATIONS	NUMBER OF CALLS	CALLING MAIN STATIONS	ACCUMULATED MAIN STATIONS	PERCENT TO ACCUMULATED STATIONS
26 or more				26 or more	1	1	.06	26 or more	1	1	.04
25	1	1	.26	25	1	2	.12	25	2	3	.14
24	1	2	.52	24		2	.12	24	1	4	.19
23		2	.52	23		2	.12	23		4	.19
22		2	.52	22		2	.12	22		4	.19
21	1	3	.79	21	1	3	.18	21	2	6	.29
20		3	.79	20		3	.18	20		6	.29
19		3	.79	19		3	.18	19		6	.29
18		3	.79	18	1	4	.24	18	1	7	.34
17		3	.79	17		4	.24	17		7	.34
16		3	.79	16	2	6	.36	16	2	9	.44
15		3	.79	15		6	.36	15		9	.44
14	1	4	1.05	14		6	.36	14	1	10	.49
13	1	5	1.32	13	1	7	.42	13	2	12	.58
12		5	1.32	12	1	8	.48	12	1	13	.63
11		5	1.32	11	3	11	.66	11	3	16	.78
10	2	7	1.85	10	1	12	.72	10	3	19	.93
9		7	1.85	9	3	15	.90	9	3	22	1.08
8	3	10	2.64	8	6	21	1.26	8	9	31	1.52
7	2	12	3.17	7	2	23	1.38	7	4	35	1.71
6		12	3.17	6	5	28	1.68	6	5	40	1.96
5	3	15	3.96	5	10	38	2.29	5	13	53	2.60
4	3	18	4.76	4	13	51	3.07	4	16	69	3.38
3	5	23	6.08	3	25	76	4.58	3	30	99	4.86
2	6	29	7.67	2	41	117	7.05	2	47	146	7.16
1	24	53	14.02	1	105	222	13.38	1	129	275	13.50
0	325	378	100.00	0	1,437	1,659	100.00	0	1,762	2,037	100.00
TOTALS	378	378		TOTALS	1,659	1,659		TOTALS	2,037	2,037	
AVERAGE REVENUE PER MESSAGE	.61			AVERAGE REVENUE PER MESSAGE	.79			AVERAGE REVENUE PER MESSAGE	.74		

047-ALLTEL FLORIDA, INC.
 EXTENDED AREA SERVICE STUDY
 LAKE BUTLER - LAKE CITY

BUSINESS

RESIDENCE

COMBINED

SCHEDULE OF DISTRIBUTION OF CALLS

SCHEDULE OF DISTRIBUTION OF CALLS

SCHEDULE OF DISTRIBUTION OF CALLS

NUMBER OF CALLS	CALLING MAIN STATIONS	ACCUMULATED MAIN STATIONS	PERCENT TO ACCUMULATED STATIONS	NUMBER OF CALLS	CALLING MAIN STATIONS	ACCUMULATED MAIN STATIONS	PERCENT TO ACCUMULATED STATIONS	NUMBER OF CALLS	CALLING MAIN STATIONS	ACCUMULATED MAIN STATIONS	PERCENT TO ACCUMULATED STATIONS
26 or more	28	28	7.40	26 or more	67	67	4.03	26 or more	95	95	4.66
25	4	32	8.46	25	4	71	4.28	25	8	103	5.05
24	1	33	8.73	24	2	73	4.40	24	3	106	5.20
23	1	34	8.99	23	4	77	4.64	23	5	111	5.44
22	3	37	9.78	22	11	88	5.30	22	14	125	6.13
21		37	9.78	21	7	95	5.72	21	7	132	6.48
20	3	40	10.58	20	7	102	6.14	20	10	142	6.97
19	1	41	10.84	19	9	111	6.69	19	10	152	7.46
18	3	44	11.64	18	8	119	7.17	18	11	163	8.00
17	3	47	12.43	17	11	130	7.83	17	14	177	8.68
16	2	49	12.96	16	9	139	8.37	16	11	188	9.22
15	2	51	13.49	15	7	146	8.80	15	9	197	9.67
14		51	13.49	14	14	160	9.64	14	14	211	10.35
13	2	53	14.02	13	22	182	10.97	13	24	235	11.53
12	2	55	14.55	12	16	198	11.93	12	18	253	12.42
11	4	59	15.60	11	20	218	13.14	11	24	277	13.59
10	4	63	16.66	10	29	247	14.88	10	33	310	15.21
9	4	67	17.72	9	34	281	16.93	9	38	348	17.08
8	7	74	19.57	8	32	313	18.86	8	39	387	18.99
7	6	80	21.16	7	44	357	21.51	7	50	437	21.45
6	6	86	22.75	6	52	409	24.65	6	58	495	24.30
5	10	96	25.39	5	57	466	28.08	5	67	562	27.59
4	11	107	28.30	4	95	561	33.81	4	106	668	32.79
3	14	121	32.01	3	114	675	40.68	3	128	796	39.07
2	9	130	34.39	2	162	837	50.45	2	171	967	47.47
1	24	154	40.74	1	213	1,050	63.29	1	237	1,204	59.10
0	224	378	100.00	0	609	1,659	100.00	0	833	2,037	100.00
TOTALS	378	378		TOTALS	1,659	1,659		TOTALS	2,037	2,037	
AVERAGE REVENUE PER MESSAGE	.52			AVERAGE REVENUE PER MESSAGE	.55			AVERAGE REVENUE PER MESSAGE	.54		

047-ALLTEL FLORIDA, INC.
 EXTENDED AREA SERVICE STUDY
 LAKE BUTLER - LAWTEY

BUSINESS				RESIDENCE				COMBINED			
SCHEDULE OF DISTRIBUTION OF CALLS				SCHEDULE OF DISTRIBUTION OF CALLS				SCHEDULE OF DISTRIBUTION OF CALLS			
NUMBER OF CALLS	CALLING MAIN STATIONS	ACCUMULATED MAIN STATIONS	PERCENT TO ACCUMULATED STATIONS	NUMBER OF CALLS	CALLING MAIN STATIONS	ACCUMULATED MAIN STATIONS	PERCENT TO ACCUMULATED STATIONS	NUMBER OF CALLS	CALLING MAIN STATIONS	ACCUMULATED MAIN STATIONS	PERCENT TO ACCUMULATED STATIONS
26 or more	1	1	.26	26 or more	1	1	.06	26 or more	2	2	.09
25		1	.26	25	1	2	.12	25	1	3	.14
24		1	.26	24		2	.12	24		3	.14
23		1	.26	23		2	.12	23		3	.14
22	1	2	.52	22		2	.12	22	1	4	.19
21		2	.52	21	2	4	.24	21	2	6	.29
20		2	.52	20		4	.24	20		6	.29
19		2	.52	19		4	.24	19		6	.29
18		2	.52	18		4	.24	18		6	.29
17		2	.52	17		4	.24	17		6	.29
16		2	.52	16		4	.24	16		6	.29
15		2	.52	15	1	5	.30	15	1	7	.34
14		2	.52	14	1	6	.36	14	1	8	.39
13		2	.52	13		6	.36	13		8	.39
12		2	.52	12	2	8	.48	12	2	10	.49
11		2	.52	11	1	9	.54	11	1	11	.54
10		2	.52	10	1	10	.60	10	1	12	.58
9		2	.52	9	1	11	.66	9	1	13	.63
8		2	.52	8	4	15	.90	8	4	17	.83
7		2	.52	7	2	17	1.02	7	2	19	.93
6	4	6	1.58	6	4	21	1.26	6	8	27	1.32
5	3	9	2.38	5	6	27	1.62	5	9	36	1.76
4	3	12	3.17	4	4	31	1.86	4	7	43	2.11
3	5	17	4.49	3	20	51	3.07	3	25	68	3.33
2	6	23	6.08	2	24	75	4.52	2	30	98	4.81
1	11	34	8.99	1	63	138	8.31	1	74	172	8.44
0	344	378	100.00	0	1,521	1,659	100.00	0	1,865	2,037	100.00
TOTALS	378	378		TOTALS	1,659	1,659		TOTALS	2,037	2,037	
AVERAGE REVENUE PER MESSAGE .42				AVERAGE REVENUE PER MESSAGE .68				AVERAGE REVENUE PER MESSAGE .61			

047-ALLTEL FLORIDA, INC.
EXTENDED AREA SERVICE STUDY
LAKE BUTLER - MELROSE

BUSINESS

SCHEDULE OF DISTRIBUTION OF CALLS

NUMBER OF CALLS	CALLING MAIN STATIONS	ACCUMULATED MAIN STATIONS	PERCENT TO ACCUMULATED STATIONS
26 or more	2	2	.52
25		2	.52
24		2	.52
23		2	.52
22		2	.52
21		2	.52
20		2	.52
19		2	.52
18		2	.52
17		2	.52
16		2	.52
15		2	.52
14		2	.52
13		2	.52
12		2	.52
11		2	.52
10		2	.52
9		2	.52
8		2	.52
7	1	3	.79
6	2	5	1.32
5		5	1.32
4		5	1.32
3	1	6	1.58
2	3	9	2.38
1	9	18	4.76
0	360	378	100.00
TOTALS	378	378	

AVERAGE REVENUE PER MESSAGE .49

RESIDENCE

SCHEDULE OF DISTRIBUTION OF CALLS

NUMBER OF CALLS	CALLING MAIN STATIONS	ACCUMULATED MAIN STATIONS	PERCENT TO ACCUMULATED STATIONS
26 or more			
25			
24			
23			
22			
21	1	1	.06
20	1	2	.12
19		2	.12
18		2	.12
17		2	.12
16		2	.12
15		2	.12
14		2	.12
13		2	.12
12	2	4	.24
11		4	.24
10		4	.24
9	1	5	.30
8	2	7	.42
7		7	.42
6	2	9	.54
5	8	17	1.02
4	5	22	1.32
3	7	29	1.74
2	10	39	2.35
1	39	78	4.70
0	1,581	1,659	100.00
TOTALS	1,659	1,659	

AVERAGE REVENUE PER MESSAGE 1.18

COMBINED

SCHEDULE OF DISTRIBUTION OF CALLS

NUMBER OF CALLS	CALLING MAIN STATIONS	ACCUMULATED MAIN STATIONS	PERCENT TO ACCUMULATED STATIONS
26 or more	2	2	.09
25		2	.09
24		2	.09
23		2	.09
22		2	.09
21	1	3	.14
20	1	4	.19
19		4	.19
18		4	.19
17		4	.19
16		4	.19
15		4	.19
14		4	.19
13		4	.19
12	2	6	.29
11		6	.29
10		6	.29
9	1	7	.34
8	2	9	.44
7	1	10	.49
6	4	14	.68
5	8	22	1.08
4	5	27	1.32
3	8	35	1.71
2	13	48	2.35
1	48	96	4.71
0	1,941	2,037	100.00
TOTALS	2,037	2,037	

AVERAGE REVENUE PER MESSAGE .87

047-ALLTEL FLORIDA, INC.
 EXTENDED AREA SERVICE STUDY
 LAKE BUTLER - STARKE

BUSINESS

RESIDENCE

COMBINED

SCHEDULE OF DISTRIBUTION OF CALLS

SCHEDULE OF DISTRIBUTION OF CALLS

SCHEDULE OF DISTRIBUTION OF CALLS

NUMBER OF CALLS	CALLING MAIN STATIONS	ACCUMULATED MAIN STATIONS	PERCENT TO ACCUMULATED STATIONS	NUMBER OF CALLS	CALLING MAIN STATIONS	ACCUMULATED MAIN STATIONS	PERCENT TO ACCUMULATED STATIONS	NUMBER OF CALLS	CALLING MAIN STATIONS	ACCUMULATED MAIN STATIONS	PERCENT TO ACCUMULATED STATIONS
26 or more	24	24	6.34	26 or more	34	34	2.04	26 or more	58	58	2.84
25		24	6.34	25	2	36	2.17	25	2	60	2.94
24		24	6.34	24	7	43	2.59	24	7	67	3.28
23	3	27	7.14	23	5	48	2.89	23	8	75	3.68
22	1	28	7.40	22	8	56	3.37	22	9	84	4.12
21	1	29	7.67	21	2	58	3.49	21	3	87	4.27
20	2	31	8.20	20	5	63	3.79	20	7	94	4.61
19	4	35	9.25	19	11	74	4.46	19	15	109	5.35
18	2	37	9.78	18	5	79	4.76	18	7	116	5.69
17	1	38	10.05	17	7	86	5.18	17	8	124	6.08
16	2	40	10.58	16	11	97	5.84	16	13	137	6.72
15	4	44	11.64	15	9	106	6.38	15	13	150	7.36
14	3	47	12.43	14	12	118	7.11	14	15	165	8.10
13	3	50	13.22	13	11	129	7.77	13	14	179	8.78
12	6	56	14.81	12	12	141	8.49	12	18	197	9.67
11	3	59	15.60	11	18	159	9.58	11	21	218	10.70
10	6	65	17.19	10	22	181	10.91	10	28	246	12.07
9	6	71	18.78	9	18	199	11.99	9	24	270	13.25
8	6	77	20.37	8	25	224	13.50	8	31	301	14.77
7	6	83	21.95	7	43	267	16.09	7	49	350	17.18
6	2	85	22.48	6	34	301	18.14	6	36	386	18.94
5	9	94	24.86	5	62	363	21.88	5	71	457	22.43
4	9	103	27.24	4	70	433	26.10	4	79	536	26.31
3	13	116	30.68	3	92	525	31.64	3	105	641	31.46
2	13	129	34.12	2	190	715	43.09	2	203	844	41.43
1	16	145	38.36	1	227	942	56.78	1	243	1,087	53.36
0	233	378	100.00	0	717	1,659	100.00	0	950	2,037	100.00
TOTALS	378	378		TOTALS	1,659	1,659		TOTALS	2,037	2,037	
AVERAGE REVENUE PER MESSAGE	.53			AVERAGE REVENUE PER MESSAGE	.56			AVERAGE REVENUE PER MESSAGE	.55		

047-ALLTEL FLORIDA, INC.
 EXTENDED AREA SERVICE STUDY
 LAKE BUTLER - WALDO

BUSINESS

RESIDENCE

COMBINED

SCHEDULE OF DISTRIBUTION OF CALLS

SCHEDULE OF DISTRIBUTION OF CALLS

SCHEDULE OF DISTRIBUTION OF CALLS

NUMBER OF CALLS	CALLING MAIN STATIONS	ACCUMULATED MAIN STATIONS	PERCENT TO ACCUMULATED STATIONS	NUMBER OF CALLS	CALLING MAIN STATIONS	ACCUMULATED MAIN STATIONS	PERCENT TO ACCUMULATED STATIONS	NUMBER OF CALLS	CALLING MAIN STATIONS	ACCUMULATED MAIN STATIONS	PERCENT TO ACCUMULATED STATIONS
26 or more				26 or more	1	1	.06	26 or more	1	1	.04
25				25		1	.06	25		1	.04
24	1	1	.26	24		1	.06	24	1	2	.09
23		1	.26	23		1	.06	23		2	.09
22		1	.26	22		1	.06	22		2	.09
21		1	.26	21		1	.06	21		2	.09
20		1	.26	20	1	2	.12	20	1	3	.14
19		1	.26	19		2	.12	19		3	.14
18		1	.26	18	1	3	.18	18	1	4	.19
17		1	.26	17		3	.18	17		4	.19
16		1	.26	16		3	.18	16		4	.19
15		1	.26	15	1	4	.24	15	1	5	.24
14		1	.26	14		4	.24	14		5	.24
13		1	.26	13	1	5	.30	13	1	6	.29
12		1	.26	12	1	6	.36	12	1	7	.34
11		1	.26	11	1	7	.42	11	1	8	.39
10		1	.26	10	1	8	.48	10	1	9	.44
9	1	2	.52	9	2	10	.60	9	3	12	.58
8		2	.52	8	2	12	.72	8	2	14	.68
7	1	3	.79	7	3	15	.90	7	4	18	.88
6	1	4	1.05	6	1	16	.96	6	2	20	.98
5	2	6	1.58	5	6	22	1.32	5	8	28	1.37
4		6	1.58	4	6	28	1.68	4	6	34	1.66
3	3	9	2.38	3	13	41	2.47	3	16	50	2.45
2	7	16	4.23	2	21	62	3.73	2	28	78	3.82
1	17	33	8.73	1	61	123	7.41	1	78	156	7.65
0	345	378	100.00	0	1,536	1,659	100.00	0	1,881	2,037	100.00
TOTALS	378	378		TOTALS	1,659	1,659		TOTALS	2,037	2,037	

AVERAGE REVENUE PER MESSAGE .49

AVERAGE REVENUE PER MESSAGE .59

AVERAGE REVENUE PER MESSAGE .57

047-ALLET FLORIDA, INC.
EXTENDED AREA SERVICE STUDY
MELROSE - BROOKER

BUSINESS

RESIDENCE

COMBINED

SCHEDULE OF DISTRIBUTION OF CALLS

SCHEDULE OF DISTRIBUTION OF CALLS

SCHEDULE OF DISTRIBUTION OF CALLS

BUSINESS				RESIDENCE				COMBINED			
SCHEDULE OF DISTRIBUTION OF CALLS				SCHEDULE OF DISTRIBUTION OF CALLS				SCHEDULE OF DISTRIBUTION OF CALLS			
NUMBER OF CALLS	CALLING MAIN STATIONS	ACCUMULATED MAIN STATIONS	PERCENT TO ACCUMULATED STATIONS	NUMBER OF CALLS	CALLING MAIN STATIONS	ACCUMULATED MAIN STATIONS	PERCENT TO ACCUMULATED STATIONS	NUMBER OF CALLS	CALLING MAIN STATIONS	ACCUMULATED MAIN STATIONS	PERCENT TO ACCUMULATED STATIONS
26 or more				26 or more	3	3	.13	26 or more	3	3	.12
25				25		3	.13	25		3	.12
24				24	1	4	.17	24	1	4	.16
23				23		4	.17	23		4	.16
22				22		4	.17	22		4	.16
21				21	1	5	.21	21	1	5	.20
20				20		5	.21	20		5	.20
19				19		5	.21	19		5	.20
18				18		5	.21	18		5	.20
17				17		5	.21	17		5	.20
16				16		5	.21	16		5	.20
15				15		5	.21	15		5	.20
14				14		5	.21	14		5	.20
13				13		5	.21	13		5	.20
12				12		5	.21	12		5	.20
11				11		5	.21	11		5	.20
10				10	2	7	.30	10	2	7	.27
9				9	2	9	.39	9	2	9	.35
8				8		9	.39	8		9	.35
7				7		9	.39	7		9	.35
6				6	5	14	.61	6	5	14	.55
5				5	2	16	.69	5	2	16	.63
4				4	4	20	.87	4	4	20	.79
3	1	1	.46	3	7	27	1.18	3	8	28	1.11
2	3	4	1.85	2	14	41	1.79	2	17	45	1.79
1	5	9	4.16	1	40	81	3.53	1	45	90	3.59
0	207	216	100.00	0	2,208	2,289	100.00	0	2,415	2,505	100.00
TOTALS	216	216		TOTALS	2,289	2,289		TOTALS	2,505	2,505	
AVERAGE REVENUE PER MESSAGE	.54			AVERAGE REVENUE PER MESSAGE	.97			AVERAGE REVENUE PER MESSAGE	.96		

047-ALTEL FLORIDA, INC.
 EXTENDED AREA SERVICE STUDY
 MELROSE - LAKE BUTLER

BUSINESS

SCHEDULE OF DISTRIBUTION OF CALLS

NUMBER OF CALLS	CALLING MAIN STATIONS	ACCUMULATED MAIN STATIONS	PERCENT TO ACCUMULATED STATIONS
26 or more			
25			
24			
23			
22			
21			
20			
19			
18			
17	1	1	.46
16		1	.46
15		1	.46
14		1	.46
13		1	.46
12		1	.46
11		1	.46
10		1	.46
9		1	.46
8		1	.46
7		1	.46
6		1	.46
5	1	2	.92
4	1	3	1.38
3	2	5	2.31
2	2	7	3.24
1	8	15	6.94
0	201	216	100.00
TOTALS	216	216	

AVERAGE REVENUE PER MESSAGE .69

RESIDENCE

SCHEDULE OF DISTRIBUTION OF CALLS

NUMBER OF CALLS	CALLING MAIN STATIONS	ACCUMULATED MAIN STATIONS	PERCENT TO ACCUMULATED STATIONS
26 or more			
25	1	1	.04
24		1	.04
23	2	3	.13
22		3	.13
21		3	.13
20		3	.13
19		3	.13
18		3	.13
17		3	.13
16		3	.13
15	1	4	.17
14		4	.17
13		4	.17
12	1	5	.21
11	1	6	.26
10	1	7	.30
9	3	10	.43
8	1	11	.48
7	1	12	.52
6	3	15	.65
5	1	16	.69
4	2	18	.78
3	9	27	1.18
2	8	35	1.52
1	33	68	2.97
0	2,221	2,289	100.00
TOTALS	2,289	2,289	

AVERAGE REVENUE PER MESSAGE 1.14

COMBINED

SCHEDULE OF DISTRIBUTION OF CALLS

NUMBER OF CALLS	CALLING MAIN STATIONS	ACCUMULATED MAIN STATIONS	PERCENT TO ACCUMULATED STATIONS
26 or more			
25	1	1	.04
24		1	.04
23	2	3	.12
22		3	.12
21		3	.12
20		3	.12
19		3	.12
18		3	.12
17	1	4	.16
16		4	.16
15	1	5	.20
14		5	.20
13		5	.20
12	1	6	.24
11	1	7	.27
10	1	8	.31
9	3	11	.43
8	1	12	.47
7	1	13	.51
6	3	16	.63
5	2	18	.71
4	3	21	.83
3	11	32	1.27
2	10	42	1.67
1	41	83	3.31
0	2,422	2,505	100.00
TOTALS	2,505	2,505	

AVERAGE REVENUE PER MESSAGE 1.08

047-ALLTEL FLORIDA, INC.
 EXTENDED AREA SERVICE STUDY
 MELROSE - LAKE CITY

BUSINESS

RESIDENCE

COMBINED

SCHEDULE OF DISTRIBUTION OF CALLS

SCHEDULE OF DISTRIBUTION OF CALLS

SCHEDULE OF DISTRIBUTION OF CALLS

NUMBER OF CALLS	CALLING MAIN STATIONS	ACCUMULATED MAIN STATIONS	PERCENT TO ACCUMULATED STATIONS	NUMBER OF CALLS	CALLING MAIN STATIONS	ACCUMULATED MAIN STATIONS	PERCENT TO ACCUMULATED STATIONS	NUMBER OF CALLS	CALLING MAIN STATIONS	ACCUMULATED MAIN STATIONS	PERCENT TO ACCUMULATED STATIONS
26 or more	1	1	.46	26 or more				26 or more	1	1	.04
25		1	.46	25				25		1	.04
24		1	.46	24				24		1	.04
23		1	.46	23				23		1	.04
22		1	.46	22				22		1	.04
21		1	.46	21				21		1	.04
20		1	.46	20				20		1	.04
19		1	.46	19				19		1	.04
18		1	.46	18				18		1	.04
17		1	.46	17				17		1	.04
16		1	.46	16				16		1	.04
15	1	2	.92	15				15	1	2	.08
14		2	.92	14				14		2	.08
13	1	3	1.38	13				13	1	3	.12
12		3	1.38	12	1	1	.04	12	1	4	.16
11		3	1.38	11		1	.04	11		4	.16
10		3	1.38	10	3	4	.17	10	3	7	.27
9		3	1.38	9	1	5	.21	9	1	8	.31
8		3	1.38	8		5	.21	8		8	.31
7		3	1.38	7	5	10	.43	7	5	13	.51
6		3	1.38	6		10	.43	6		13	.51
5		3	1.38	5	3	13	.56	5	3	16	.63
4		3	1.38	4	6	19	.83	4	6	22	.87
3	1	4	1.85	3	9	28	1.22	3	10	32	1.27
2	1	5	2.31	2	19	47	2.05	2	20	52	2.07
1	12	17	7.87	1	57	104	4.54	1	69	121	4.83
0	199	216	100.00	0	2,185	2,289	100.00	0	2,384	2,505	100.00
TOTALS	216	216		TOTALS	2,289	2,289		TOTALS	2,505	2,505	

AVERAGE REVENUE PER MESSAGE .54

AVERAGE REVENUE PER MESSAGE 1.05

AVERAGE REVENUE PER MESSAGE .92

047-ALLTEL FLORIDA, INC.
 EXTENDED AREA SERVICE STUDY
 MELROSE - LAWTEY

BUSINESS

SCHEDULE OF DISTRIBUTION OF CALLS

NUMBER OF CALLS	CALLING MAIN STATIONS	ACCUMULATED MAIN STATIONS	PERCENT TO ACCUMULATED STATIONS
26 or more			
25			
24			
23			
22			
21			
20			
19			
18			
17			
16			
15			
14			
13			
12			
11			
10			
9			
8			
7			
6			
5			
4			
3			
2			
1	5	5	2.31
0	211	216	100.00
TOTALS	216	216	

AVERAGE REVENUE PER MESSAGE .32

RESIDENCE

SCHEDULE OF DISTRIBUTION OF CALLS

NUMBER OF CALLS	CALLING MAIN STATIONS	ACCUMULATED MAIN STATIONS	PERCENT TO ACCUMULATED STATIONS
26 or more			
25			
24			
23			
22			
21	1	1	.04
20		1	.04
19	1	2	.08
18		2	.08
17		2	.08
16		2	.08
15		2	.08
14	1	3	.13
13		3	.13
12		3	.13
11		3	.13
10		3	.13
9	1	4	.17
8	1	5	.21
7	1	6	.26
6	1	7	.30
5	2	9	.39
4	2	11	.48
3	2	13	.56
2	12	25	1.09
1	21	46	2.01
0	2,243	2,289	100.00
TOTALS	2,289	2,289	

AVERAGE REVENUE PER MESSAGE .88

COMBINED

SCHEDULE OF DISTRIBUTION OF CALLS

NUMBER OF CALLS	CALLING MAIN STATIONS	ACCUMULATED MAIN STATIONS	PERCENT TO ACCUMULATED STATIONS
26 or more			
25			
24			
23			
22			
21	1	1	.04
20		1	.04
19	1	2	.08
18		2	.08
17		2	.08
16		2	.08
15		2	.08
14	1	3	.12
13		3	.12
12		3	.12
11		3	.12
10		3	.12
9	1	4	.16
8	1	5	.20
7	1	6	.24
6	1	7	.27
5	2	9	.35
4	2	11	.43
3	2	13	.51
2	12	25	.99
1	26	51	2.03
0	2,454	2,505	100.00
TOTALS	2,505	2,505	

AVERAGE REVENUE PER MESSAGE .86

047-ALLTEL FLORIDA, INC.
 EXTENDED AREA SERVICE STUDY
 MELROSE - RAIFORD

BUSINESS

SCHEDULE OF DISTRIBUTION OF CALLS

NUMBER OF CALLS	CALLING MAIN STATIONS	ACCUMULATED MAIN STATIONS	PERCENT TO ACCUMULATED STATIONS
26 or more			
25			
24			
23			
22			
21			
20			
19			
18			
17			
16			
15			
14			
13			
12			
11			
10			
9			
8			
7			
6			
5			
4			
3			
2	1	1	.46
1	3	4	1.85
0	212	216	100.00
TOTALS	216	216	

AVERAGE REVENUE PER MESSAGE 1.08

RESIDENCE

SCHEDULE OF DISTRIBUTION OF CALLS

NUMBER OF CALLS	CALLING MAIN STATIONS	ACCUMULATED MAIN STATIONS	PERCENT TO ACCUMULATED STATIONS
26 or more			
25			
24			
23			
22			
21			
20			
19			
18			
17			
16			
15			
14			
13			
12			
11			
10			
9			
8			
7	1	1	.04
6	1	2	.08
5	1	3	.13
4		3	.13
3	4	7	.30
2	7	14	.61
1	11	25	1.09
0	2,264	2,289	100.00
TOTALS	2,289	2,289	

AVERAGE REVENUE PER MESSAGE .75

COMBINED

SCHEDULE OF DISTRIBUTION OF CALLS

NUMBER OF CALLS	CALLING MAIN STATIONS	ACCUMULATED MAIN STATIONS	PERCENT TO ACCUMULATED STATIONS
26 or more			
25			
24			
23			
22			
21			
20			
19			
18			
17			
16			
15			
14			
13			
12			
11			
10			
9			
8			
7	1	1	.04
6	1	2	.08
5	1	3	.12
4		3	.12
3	4	7	.27
2	8	15	.59
1	14	29	1.15
0	2,476	2,505	100.00
TOTALS	2,505	2,505	

AVERAGE REVENUE PER MESSAGE .78

047-ALLTEL FLORIDA, INC.
 EXTENDED AREA SERVICE STUDY
 MELROSE - STARKE

BUSINESS				RESIDENCE				COMBINED			
SCHEDULE OF DISTRIBUTION OF CALLS				SCHEDULE OF DISTRIBUTION OF CALLS				SCHEDULE OF DISTRIBUTION OF CALLS			
NUMBER OF CALLS	CALLING MAIN STATIONS	ACCUMULATED MAIN STATIONS	PERCENT TO ACCUMULATED STATIONS	NUMBER OF CALLS	CALLING MAIN STATIONS	ACCUMULATED MAIN STATIONS	PERCENT TO ACCUMULATED STATIONS	NUMBER OF CALLS	CALLING MAIN STATIONS	ACCUMULATED MAIN STATIONS	PERCENT TO ACCUMULATED STATIONS
26 or more	6	6	2.77	26 or more	13	13	.56	26 or more	19	19	.75
25		6	2.77	25	3	16	.69	25	3	22	.87
24		6	2.77	24	2	18	.78	24	2	24	.95
23		6	2.77	23	2	20	.87	23	2	26	1.03
22	1	7	3.24	22	2	22	.96	22	3	29	1.15
21	1	8	3.70	21	2	24	1.04	21	3	32	1.27
20		8	3.70	20	2	26	1.13	20	2	34	1.35
19		8	3.70	19	3	29	1.26	19	3	37	1.47
18		8	3.70	18	2	31	1.35	18	2	39	1.55
17		8	3.70	17	6	37	1.61	17	6	45	1.79
16		8	3.70	16	4	41	1.79	16	4	49	1.95
15	1	9	4.16	15	3	44	1.92	15	4	53	2.11
14	1	10	4.63	14	4	48	2.09	14	5	58	2.31
13		10	4.63	13	8	56	2.44	13	8	66	2.63
12	2	12	5.55	12	8	64	2.79	12	10	76	3.03
11	1	13	6.01	11	6	70	3.05	11	7	83	3.31
10		13	6.01	10	8	78	3.40	10	8	91	3.63
9	1	14	6.48	9	14	92	4.01	9	15	106	4.23
8		14	6.48	8	12	104	4.54	8	12	118	4.71
7	2	16	7.40	7	14	118	5.15	7	16	134	5.34
6	3	19	8.79	6	14	132	5.76	6	17	151	6.02
5	2	21	9.72	5	12	144	6.29	5	14	165	6.58
4	3	24	11.11	4	34	178	7.77	4	37	202	8.06
3	11	35	16.20	3	59	237	10.35	3	70	272	10.85
2	12	47	21.75	2	91	328	14.32	2	103	375	14.97
1	24	71	32.87	1	187	515	22.49	1	211	586	23.39
0	145	216	100.00	0	1,774	2,289	100.00	0	1,919	2,505	100.00
TOTALS	216	216		TOTALS	2,289	2,289		TOTALS	2,505	2,505	
AVERAGE REVENUE PER MESSAGE .53			AVERAGE REVENUE PER MESSAGE .57			AVERAGE REVENUE PER MESSAGE .56					

047-ALLTEL FLORIDA, INC.
 EXTENDED AREA SERVICE STUDY
 RAIFORD - BROOKER

BUSINESS

SCHEDULE OF DISTRIBUTION OF CALLS

NUMBER OF CALLS	CALLING MAIN STATIONS	ACCUMULATED MAIN STATIONS	PERCENT TO ACCUMULATED STATIONS
26 or more			
25			
24			
23			
22			
21			
20			
19			
18			
17			
16			
15			
14			
13			
12			
11			
10			
9			
8			
7			
6			
5			
4			
3			
2	1	1	1.85
1	2	3	5.55
0	51	54	100.00
TOTALS	54	54	

AVERAGE REVENUE PER MESSAGE .83

RESIDENCE

SCHEDULE OF DISTRIBUTION OF CALLS

NUMBER OF CALLS	CALLING MAIN STATIONS	ACCUMULATED MAIN STATIONS	PERCENT TO ACCUMULATED STATIONS
26 or more			
25			
24			
23			
22			
21			
20	1	1	.24
19		1	.24
18		1	.24
17		1	.24
16		1	.24
15		1	.24
14		1	.24
13		1	.24
12	1	2	.49
11		2	.49
10		2	.49
9		2	.49
8		2	.49
7	2	4	.98
6	1	5	1.23
5	1	6	1.48
4		6	1.48
3		6	1.48
2	6	12	2.96
1	19	31	7.65
0	374	405	100.00
TOTALS	405	405	

AVERAGE REVENUE PER MESSAGE .45

COMBINED

SCHEDULE OF DISTRIBUTION OF CALLS

NUMBER OF CALLS	CALLING MAIN STATIONS	ACCUMULATED MAIN STATIONS	PERCENT TO ACCUMULATED STATIONS
26 or more			
25			
24			
23			
22			
21			
20	1	1	.21
19		1	.21
18		1	.21
17		1	.21
16		1	.21
15		1	.21
14		1	.21
13		1	.21
12	1	2	.43
11		2	.43
10		2	.43
9		2	.43
8		2	.43
7	2	4	.87
6	1	5	1.08
5	1	6	1.30
4		6	1.30
3		6	1.30
2	7	13	2.83
1	21	34	7.40
0	425	459	100.00
TOTALS	459	459	

AVERAGE REVENUE PER MESSAGE .47

047-ALLTEL FLORIDA, INC.
 EXTENDED AREA SERVICE STUDY
 RAIFORD - GAINESVILLE

BUSINESS

RESIDENCE

COMBINED

SCHEDULE OF DISTRIBUTION OF CALLS

SCHEDULE OF DISTRIBUTION OF CALLS

SCHEDULE OF DISTRIBUTION OF CALLS

NUMBER OF CALLS	CALLING MAIN STATIONS	ACCUMULATED MAIN STATIONS	PERCENT TO ACCUMULATED STATIONS
26 or more	1	1	1.85
25		1	1.85
24		1	1.85
23	1	2	3.70
22		2	3.70
21		2	3.70
20		2	3.70
19	1	3	5.55
18		3	5.55
17		3	5.55
16		3	5.55
15		3	5.55
14		3	5.55
13	1	4	7.40
12		4	7.40
11	1	5	9.25
10		5	9.25
9		5	9.25
8	1	6	11.11
7		6	11.11
6	1	7	12.96
5	1	8	14.81
4	4	12	22.22
3	4	16	29.63
2	1	17	31.48
1	4	21	38.88
0	33	54	100.00
TOTALS	54	54	

AVERAGE REVENUE PER MESSAGE .65

NUMBER OF CALLS	CALLING MAIN STATIONS	ACCUMULATED MAIN STATIONS	PERCENT TO ACCUMULATED STATIONS
26 or more	6	6	1.48
25		6	1.48
24		6	1.48
23	1	7	1.72
22		7	1.72
21		7	1.72
20	2	9	2.22
19	1	10	2.46
18	1	11	2.71
17	3	14	3.45
16	4	18	4.44
15	1	19	4.69
14	8	27	6.66
13	4	31	7.65
12	3	34	8.39
11	4	38	9.38
10	4	42	10.37
9	4	46	11.35
8	15	61	15.06
7	10	71	17.53
6	15	86	21.23
5	18	104	25.67
4	22	126	31.11
3	23	149	36.79
2	49	198	48.88
1	53	251	61.97
0	154	405	100.00
TOTALS	405	405	

AVERAGE REVENUE PER MESSAGE .74

NUMBER OF CALLS	CALLING MAIN STATIONS	ACCUMULATED MAIN STATIONS	PERCENT TO ACCUMULATED STATIONS
26 or more	7	7	1.52
25		7	1.52
24		7	1.52
23	2	9	1.96
22		9	1.96
21		9	1.96
20	2	11	2.39
19	2	13	2.83
18	1	14	3.05
17	3	17	3.70
16	4	21	4.57
15	1	22	4.79
14	8	30	6.53
13	5	35	7.62
12	3	38	8.27
11	5	43	9.36
10	4	47	10.24
9	4	51	11.11
8	16	67	14.59
7	10	77	16.77
6	16	93	20.26
5	19	112	24.40
4	26	138	30.06
3	27	165	35.94
2	50	215	46.84
1	57	272	59.25
0	187	459	100.00
TOTALS	459	459	

AVERAGE REVENUE PER MESSAGE .73

047-ALLTEL FLORIDA, INC.
 EXTENDED AREA SERVICE STUDY
 RAIFORD - KEYSTONE HEIGHTS

BUSINESS

SCHEDULE OF DISTRIBUTION OF CALLS

NUMBER OF CALLS	CALLING MAIN STATIONS	ACCUMULATED MAIN STATIONS	PERCENT TO ACCUMULATED STATIONS
26 or more			
25			
24			
23			
22			
21			
20			
19			
18			
17			
16			
15			
14			
13			
12			
11			
10			
9			
8			
7	1	1	1.85
6		1	1.85
5		1	1.85
4		1	1.85
3	2	3	5.55
2	1	4	7.40
1	2	6	11.11
0	48	54	100.00
TOTALS	54	54	

AVERAGE REVENUE PER MESSAGE .97

RESIDENCE

SCHEDULE OF DISTRIBUTION OF CALLS

NUMBER OF CALLS	CALLING MAIN STATIONS	ACCUMULATED MAIN STATIONS	PERCENT TO ACCUMULATED STATIONS
26 or more			
25			
24			
23			
22			
21			
20			
19			
18			
17			
16			
15			
14	1	1	.24
13		1	.24
12		1	.24
11		1	.24
10		1	.24
9	1	2	.49
8	1	3	.74
7	2	5	1.23
6	2	7	1.72
5	3	10	2.46
4	1	11	2.71
3	10	21	5.18
2	10	31	7.65
1	39	70	17.28
0	335	405	100.00
TOTALS	405	405	

AVERAGE REVENUE PER MESSAGE .98

COMBINED

SCHEDULE OF DISTRIBUTION OF CALLS

NUMBER OF CALLS	CALLING MAIN STATIONS	ACCUMULATED MAIN STATIONS	PERCENT TO ACCUMULATED STATIONS
26 or more			
25			
24			
23			
22			
21			
20			
19			
18			
17			
16			
15			
14	1	1	.21
13		1	.21
12		1	.21
11		1	.21
10		1	.21
9	1	2	.43
8	1	3	.65
7	3	6	1.30
6	2	8	1.74
5	3	11	2.39
4	1	12	2.61
3	12	24	5.22
2	11	35	7.62
1	41	76	16.55
0	383	459	100.00
TOTALS	459	459	

AVERAGE REVENUE PER MESSAGE .98

047-ALLTEL FLORIDA, INC.
 EXTENDED AREA SERVICE STUDY
 RAIFORD - LAKE CITY

BUSINESS				RESIDENCE				COMBINED			
SCHEDULE OF DISTRIBUTION OF CALLS				SCHEDULE OF DISTRIBUTION OF CALLS				SCHEDULE OF DISTRIBUTION OF CALLS			
NUMBER OF CALLS	CALLING MAIN STATIONS	ACCUMULATED MAIN STATIONS	PERCENT TO ACCUMULATED STATIONS	NUMBER OF CALLS	CALLING MAIN STATIONS	ACCUMULATED MAIN STATIONS	PERCENT TO ACCUMULATED STATIONS	NUMBER OF CALLS	CALLING MAIN STATIONS	ACCUMULATED MAIN STATIONS	PERCENT TO ACCUMULATED STATIONS
26 or more				26 or more	3	3	.74	26 or more	3	3	.65
25				25		3	.74	25		3	.65
24				24		3	.74	24		3	.65
23				23	1	4	.98	23	1	4	.87
22				22		4	.98	22		4	.87
21				21		4	.98	21		4	.87
20				20	1	5	1.23	20	1	5	1.08
19				19	1	6	1.48	19	1	6	1.30
18	1	1	1.85	18	2	8	1.97	18	3	9	1.96
17	1	2	3.70	17		8	1.97	17	1	10	2.17
16		2	3.70	16		8	1.97	16		10	2.17
15		2	3.70	15	2	10	2.46	15	2	12	2.61
14		2	3.70	14	1	11	2.71	14	1	13	2.83
13		2	3.70	13		11	2.71	13		13	2.83
12		2	3.70	12	2	13	3.21	12	2	15	3.26
11		2	3.70	11	4	17	4.19	11	4	19	4.13
10		2	3.70	10	3	20	4.93	10	3	22	4.79
9	1	3	5.55	9	2	22	5.43	9	3	25	5.44
8	1	4	7.40	8	1	23	5.67	8	2	27	5.88
7		4	7.40	7	5	28	6.91	7	5	32	6.97
6		4	7.40	6	5	33	8.14	6	5	37	8.06
5		4	7.40	5	11	44	10.86	5	11	48	10.45
4	3	7	12.96	4	14	58	14.32	4	17	65	14.16
3		7	12.96	3	16	74	18.27	3	16	81	17.64
2	2	9	16.66	2	30	104	25.67	2	32	113	24.61
1	5	14	25.92	1	44	148	36.54	1	49	162	35.29
0	40	54	100.00	0	257	405	100.00	0	297	459	100.00
TOTALS	54	54		TOTALS	405	405		TOTALS	459	459	
AVERAGE REVENUE PER MESSAGE	.81			AVERAGE REVENUE PER MESSAGE	.88			AVERAGE REVENUE PER MESSAGE	.88		

047-ALLTEL FLORIDA, INC.
 EXTENDED AREA SERVICE STUDY
 RAIFORD - MELROSE

BUSINESS

SCHEDULE OF DISTRIBUTION OF CALLS

NUMBER OF CALLS	CALLING MAIN STATIONS	ACCUMULATED MAIN STATIONS	PERCENT TO ACCUMULATED STATIONS
26 or more			
25			
24			
23			
22			
21			
20			
19			
18			
17			
16			
15			
14			
13			
12			
11			
10			
9			
8			
7			
6			
5			
4			
3			
2			
1			
0			
TOTALS			

AVERAGE REVENUE PER MESSAGE

RESIDENCE

SCHEDULE OF DISTRIBUTION OF CALLS

NUMBER OF CALLS	CALLING MAIN STATIONS	ACCUMULATED MAIN STATIONS	PERCENT TO ACCUMULATED STATIONS
26 or more			
25			
24			
23			
22			
21			
20			
19			
18			
17			
16			
15			
14			
13			
12			
11			
10			
9			
8			
7			
6	1	1	.24
5	1	2	.49
4	3	5	1.23
3	1	6	1.48
2	3	9	2.22
1	7	16	3.95
0	389	405	100.00
TOTALS	405	405	

AVERAGE REVENUE PER MESSAGE .95

COMBINED

SCHEDULE OF DISTRIBUTION OF CALLS

NUMBER OF CALLS	CALLING MAIN STATIONS	ACCUMULATED MAIN STATIONS	PERCENT TO ACCUMULATED STATIONS
26 or more			
25			
24			
23			
22			
21			
20			
19			
18			
17			
16			
15			
14			
13			
12			
11			
10			
9			
8			
7			
6	1	1	.21
5	1	2	.43
4	3	5	1.08
3	1	6	1.30
2	3	9	1.96
1	7	16	3.48
0	443	459	100.00
TOTALS	459	459	

AVERAGE REVENUE PER MESSAGE .95

047-ALLTEL FLORIDA, INC.
 EXTENDED AREA SERVICE STUDY
 RAIFORD - WALDO

BUSINESS

RESIDENCE

COMBINED

SCHEDULE OF DISTRIBUTION OF CALLS

SCHEDULE OF DISTRIBUTION OF CALLS

SCHEDULE OF DISTRIBUTION OF CALLS

NUMBER OF CALLS CALLING MAIN STATIONS ACCUMULATED MAIN STATIONS PERCENT TO ACCUMULATED STATIONS

NUMBER OF CALLS CALLING MAIN STATIONS ACCUMULATED MAIN STATIONS PERCENT TO ACCUMULATED STATIONS

NUMBER OF CALLS CALLING MAIN STATIONS ACCUMULATED MAIN STATIONS PERCENT TO ACCUMULATED STATIONS

26 or more			
25			
24			
23			
22			
21			
20			
19			
18			
17			
16			
15			
14			
13			
12			
11			
10			
9			
8			
7			
6			
5			
4			
3	1	1	1.85
2		1	1.85
1	2	3	5.55
0	51	54	100.00
TOTALS	54	54	

26 or more	1	1	.24
25	1	2	.49
24		2	.49
23		2	.49
22		2	.49
21		2	.49
20		2	.49
19		2	.49
18	2	4	.98
17		4	.98
16		4	.98
15		4	.98
14		4	.98
13	1	5	1.23
12		5	1.23
11		5	1.23
10		5	1.23
9	2	7	1.72
8	1	8	1.97
7		8	1.97
6		8	1.97
5	2	10	2.46
4	4	14	3.45
3	2	16	3.95
2	9	25	6.17
1	19	44	10.86
0	361	405	100.00
TOTALS	405	405	

26 or more	1	1	.21
25	1	2	.43
24		2	.43
23		2	.43
22		2	.43
21		2	.43
20		2	.43
19		2	.43
18	2	4	.87
17		4	.87
16		4	.87
15		4	.87
14		4	.87
13	1	5	1.08
12		5	1.08
11		5	1.08
10		5	1.08
9	2	7	1.52
8	1	8	1.74
7		8	1.74
6		8	1.74
5	2	10	2.17
4	4	14	3.05
3	3	17	3.70
2	9	26	5.66
1	21	47	10.24
0	412	459	100.00
TOTALS	459	459	

AVERAGE REVENUE PER MESSAGE .66

AVERAGE REVENUE PER MESSAGE .71

AVERAGE REVENUE PER MESSAGE .71

047-ALLTEL FLORIDA, INC.
 EXTENDED AREA SERVICE STUDY
 WALDO - KEYSTONE HEIGHTS

BUSINESS

RESIDENCE

COMBINED

SCHEDULE OF DISTRIBUTION OF CALLS

SCHEDULE OF DISTRIBUTION OF CALLS

SCHEDULE OF DISTRIBUTION OF CALLS

NUMBER OF CALLS	CALLING MAIN STATIONS	ACCUMULATED MAIN STATIONS	PERCENT TO ACCUMULATED STATIONS	NUMBER OF CALLS	CALLING MAIN STATIONS	ACCUMULATED MAIN STATIONS	PERCENT TO ACCUMULATED STATIONS	NUMBER OF CALLS	CALLING MAIN STATIONS	ACCUMULATED MAIN STATIONS	PERCENT TO ACCUMULATED STATIONS
26 or more	2	2	1.35	26 or more	13	13	.97	26 or more	15	15	1.01
25		2	1.35	25	1	14	1.05	25	1	16	1.08
24		2	1.35	24	2	16	1.20	24	2	18	1.21
23		2	1.35	23	1	17	1.27	23	1	19	1.28
22		2	1.35	22		17	1.27	22		19	1.28
21	1	3	2.02	21	2	19	1.42	21	3	22	1.48
20	1	4	2.70	20		19	1.42	20	1	23	1.55
19		4	2.70	19	1	20	1.50	19	1	24	1.62
18		4	2.70	18	3	23	1.72	18	3	27	1.82
17		4	2.70	17	1	24	1.80	17	1	28	1.89
16		4	2.70	16	1	25	1.88	16	1	29	1.96
15		4	2.70	15	3	28	2.10	15	3	32	2.16
14		4	2.70	14	5	33	2.48	14	5	37	2.50
13		4	2.70	13	3	36	2.70	13	3	40	2.70
12		4	2.70	12	9	45	3.38	12	9	49	3.31
11		4	2.70	11	5	50	3.75	11	5	54	3.65
10	1	5	3.37	10	5	55	4.13	10	6	60	4.06
9	1	6	4.05	9	8	63	4.73	9	9	69	4.66
8	1	7	4.73	8	9	72	5.41	8	10	79	5.34
7	2	9	6.08	7	10	82	6.16	7	12	91	6.15
6	1	10	6.75	6	14	96	7.21	6	15	106	7.17
5	3	13	8.78	5	14	110	8.27	5	17	123	8.32
4	6	19	12.83	4	29	139	10.45	4	35	158	10.69
3	2	21	14.18	3	44	183	13.75	3	46	204	13.80
2	8	29	19.59	2	67	250	18.79	2	75	279	18.87
1	19	48	32.43	1	138	388	29.17	1	157	436	29.49
0	100	148	100.00	0	942	1,330	100.00	0	1,042	1,478	100.00
TOTALS	148	148		TOTALS	1,330	1,330		TOTALS	1,478	1,478	
AVERAGE REVENUE PER MESSAGE		.33		AVERAGE REVENUE PER MESSAGE		.38		AVERAGE REVENUE PER MESSAGE		.37	

047-ALLTEL FLORIDA, INC.
 EXTENDED AREA SERVICE STUDY
 WALDO - LAKE BUTLER

BUSINESS

RESIDENCE

COMBINED

SCHEDULE OF DISTRIBUTION OF CALLS

SCHEDULE OF DISTRIBUTION OF CALLS

SCHEDULE OF DISTRIBUTION OF CALLS

NUMBER OF CALLS	CALLING MAIN STATIONS	ACCUMULATED MAIN STATIONS	PERCENT TO ACCUMULATED STATIONS	NUMBER OF CALLS	CALLING MAIN STATIONS	ACCUMULATED MAIN STATIONS	PERCENT TO ACCUMULATED STATIONS	NUMBER OF CALLS	CALLING MAIN STATIONS	ACCUMULATED MAIN STATIONS	PERCENT TO ACCUMULATED STATIONS
26 or more				26 or more	2	2	.15	26 or more	2	2	.13
25				25		2	.15	25		2	.13
24				24	1	3	.22	24	1	3	.20
23				23		3	.22	23		3	.20
22				22		3	.22	22		3	.20
21				21		3	.22	21		3	.20
20				20	1	4	.30	20	1	4	.27
19				19		4	.30	19		4	.27
18				18	1	5	.37	18	1	5	.33
17				17	1	6	.45	17	1	6	.40
16				16		6	.45	16		6	.40
15				15		6	.45	15		6	.40
14				14		6	.45	14		6	.40
13				13		6	.45	13		6	.40
12				12	2	8	.60	12	2	8	.54
11				11		8	.60	11		8	.54
10				10	3	11	.82	10	3	11	.74
9				9	1	12	.90	9	1	12	.81
8	1	1	.67	8	2	14	1.05	8	3	15	1.01
7		1	.67	7	1	15	1.12	7	1	16	1.08
6	2	3	2.02	6	6	21	1.57	6	8	24	1.62
5		3	2.02	5	3	24	1.80	5	3	27	1.82
4	2	5	3.37	4	9	33	2.48	4	11	38	2.57
3	1	6	4.05	3	11	44	3.30	3	12	50	3.38
2	4	10	6.75	2	40	84	6.31	2	44	94	6.36
1	5	15	10.13	1	58	142	10.67	1	63	157	10.62
0	133	148	100.00	0	1,188	1,330	100.00	0	1,321	1,478	100.00
TOTALS	148	148		TOTALS	1,330	1,330		TOTALS	1,478	1,478	
AVERAGE REVENUE PER MESSAGE			.44	AVERAGE REVENUE PER MESSAGE			.61	AVERAGE REVENUE PER MESSAGE			.60

047-ALLTEL FLORIDA, INC.
 EXTENDED AREA SERVICE STUDY
 WALDO - LAKE CITY

BUSINESS

RESIDENCE

COMBINED

SCHEDULE OF DISTRIBUTION OF CALLS

SCHEDULE OF DISTRIBUTION OF CALLS

SCHEDULE OF DISTRIBUTION OF CALLS

NUMBER OF CALLS CALLING MAIN STATIONS ACCUMULATED MAIN STATIONS PERCENT TO ACCUMULATED STATIONS

NUMBER OF CALLS CALLING MAIN STATIONS ACCUMULATED MAIN STATIONS PERCENT TO ACCUMULATED STATIONS

NUMBER OF CALLS CALLING MAIN STATIONS ACCUMULATED MAIN STATIONS PERCENT TO ACCUMULATED STATIONS

26 or more			
25			
24			
23			
22			
21			
20			
19			
18			
17			
16			
15			
14			
13			
12			
11			
10	1	1	.67
9	1	1	.67
8	1	1	.67
7	1	1	.67
6		1	.67
5	1	2	1.35
4	1	3	2.02
3	2	5	3.37
2	2	7	4.73
1	12	19	12.83
0	129	148	100.00
TOTALS	148	148	

AVERAGE REVENUE PER MESSAGE .72

26 or more			
25			
24			
23			
22			
21	1	1	.07
20		1	.07
19		1	.07
18		1	.07
17		1	.07
16		1	.07
15	1	2	.15
14		2	.15
13		2	.15
12	2	4	.30
11	1	5	.37
10	4	9	.67
9	1	10	.75
8	7	17	1.27
7	1	18	1.35
6	3	21	1.57
5	3	24	1.80
4	5	29	2.18
3	7	36	2.70
2	21	57	4.28
1	55	112	8.42
0	1,218	1,330	100.00
TOTALS	1,330	1,330	

AVERAGE REVENUE PER MESSAGE 1.03

26 or more			
25			
24			
23			
22			
21	1	1	.06
20		1	.06
19		1	.06
18		1	.06
17		1	.06
16		1	.06
15	1	2	.13
14		2	.13
13		2	.13
12	2	4	.27
11	1	5	.33
10	5	10	.67
9	1	11	.74
8	7	18	1.21
7	1	19	1.28
6	3	22	1.48
5	4	26	1.75
4	6	32	2.16
3	9	41	2.77
2	23	64	4.33
1	67	131	8.86
0	1,347	1,478	100.00
TOTALS	1,478	1,478	

AVERAGE REVENUE PER MESSAGE .99

047-ALLTEL FLORIDA, INC.
 EXTENDED AREA SERVICE STUDY
 WALDO - LAWTEY

BUSINESS

RESIDENCE

COMBINED

SCHEDULE OF DISTRIBUTION OF CALLS

SCHEDULE OF DISTRIBUTION OF CALLS

SCHEDULE OF DISTRIBUTION OF CALLS

NUMBER OF CALLS	CALLING MAIN STATIONS	ACCUMULATED MAIN STATIONS	PERCENT TO ACCUMULATED STATIONS	NUMBER OF CALLS	CALLING MAIN STATIONS	ACCUMULATED MAIN STATIONS	PERCENT TO ACCUMULATED STATIONS	NUMBER OF CALLS	CALLING MAIN STATIONS	ACCUMULATED MAIN STATIONS	PERCENT TO ACCUMULATED STATIONS
26 or more	1	1	.67	26 or more	3	3	.22	26 or more	4	4	.27
25		1	.67	25		3	.22	25		4	.27
24		1	.67	24	1	4	.30	24	1	5	.33
23		1	.67	23		4	.30	23		5	.33
22		1	.67	22		4	.30	22		5	.33
21		1	.67	21		4	.30	21		5	.33
20		1	.67	20		4	.30	20		5	.33
19		1	.67	19		4	.30	19		5	.33
18		1	.67	18		4	.30	18		5	.33
17		1	.67	17		4	.30	17		5	.33
16		1	.67	16		4	.30	16		5	.33
15		1	.67	15		4	.30	15		5	.33
14		1	.67	14	1	5	.37	14	1	6	.40
13		1	.67	13	1	6	.45	13	1	7	.47
12		1	.67	12	1	7	.52	12	1	8	.54
11		1	.67	11	1	8	.60	11	1	9	.60
10		1	.67	10	5	13	.97	10	5	14	.94
9		1	.67	9	3	16	1.20	9	3	17	1.15
8		1	.67	8	3	19	1.42	8	3	20	1.35
7		1	.67	7	2	21	1.57	7	2	22	1.48
6	1	2	1.35	6	1	22	1.65	6	2	24	1.62
5	1	3	2.02	5	8	30	2.25	5	9	33	2.23
4		3	2.02	4	6	36	2.70	4	6	39	2.63
3	3	6	4.05	3	11	47	3.53	3	14	53	3.58
2	3	9	6.08	2	23	70	5.26	2	26	79	5.34
1	12	21	14.18	1	48	118	8.87	1	60	139	9.40
0	127	148	100.00	0	1,212	1,330	100.00	0	1,339	1,478	100.00
TOTALS	148	148		TOTALS	1,330	1,330		TOTALS	1,478	1,478	
AVERAGE REVENUE PER MESSAGE		.40		AVERAGE REVENUE PER MESSAGE		.65		AVERAGE REVENUE PER MESSAGE		.61	

047-ALLTEL FLORIDA, INC.
 EXTENDED AREA SERVICE STUDY
 WALDO - RAIFORD

BUSINESS

SCHEDULE OF DISTRIBUTION OF CALLS

NUMBER OF CALLS	CALLING MAIN STATIONS	ACCUMULATED MAIN STATIONS	PERCENT TO ACCUMULATED STATIONS
26 or more			
25			
24			
23			
22			
21			
20			
19			
18			
17			
16			
15			
14			
13			
12			
11			
10			
9			
8			
7			
6			
5			
4	1	1	.67
3	1	2	1.35
2		2	1.35
1	6	8	5.40
0	140	148	100.00
TOTALS	148	148	

AVERAGE REVENUE PER MESSAGE .41

RESIDENCE

SCHEDULE OF DISTRIBUTION OF CALLS

NUMBER OF CALLS	CALLING MAIN STATIONS	ACCUMULATED MAIN STATIONS	PERCENT TO ACCUMULATED STATIONS
26 or more			
25			
24			
23			
22			
21			
20			
19			
18			
17			
16	2	2	.15
15		2	.15
14		2	.15
13		2	.15
12		2	.15
11	1	3	.22
10	1	4	.30
9	1	5	.37
8	1	6	.45
7	2	8	.60
6	1	9	.67
5	1	10	.75
4	3	13	.97
3	3	16	1.20
2	7	23	1.72
1	19	42	3.15
0	1,288	1,330	100.00
TOTALS	1,330	1,330	

AVERAGE REVENUE PER MESSAGE .57

COMBINED

SCHEDULE OF DISTRIBUTION OF CALLS

NUMBER OF CALLS	CALLING MAIN STATIONS	ACCUMULATED MAIN STATIONS	PERCENT TO ACCUMULATED STATIONS
26 or more			
25			
24			
23			
22			
21			
20			
19			
18			
17			
16	2	2	.13
15		2	.13
14		2	.13
13		2	.13
12		2	.13
11	1	3	.20
10	1	4	.27
9	1	5	.33
8	1	6	.40
7	2	8	.54
6	1	9	.60
5	1	10	.67
4	4	14	.94
3	4	18	1.21
2	7	25	1.69
1	25	50	3.38
0	1,428	1,478	100.00
TOTALS	1,478	1,478	

AVERAGE REVENUE PER MESSAGE .56

047-ALLTEL FLORIDA, INC.
 EXTENDED AREA SERVICE STUDY
 WALDO - STARKE

BUSINESS

RESIDENCE

COMBINED

SCHEDULE OF DISTRIBUTION OF CALLS

SCHEDULE OF DISTRIBUTION OF CALLS

SCHEDULE OF DISTRIBUTION OF CALLS

NUMBER OF CALLS	CALLING MAIN STATIONS	ACCUMULATED MAIN STATIONS	PERCENT TO ACCUMULATED STATIONS	NUMBER OF CALLS	CALLING MAIN STATIONS	ACCUMULATED MAIN STATIONS	PERCENT TO ACCUMULATED STATIONS	NUMBER OF CALLS	CALLING MAIN STATIONS	ACCUMULATED MAIN STATIONS	PERCENT TO ACCUMULATED STATIONS
26 or more	12	12	8.10	26 or more	57	57	4.28	26 or more	69	69	4.66
25		12	8.10	25	10	67	5.03	25	10	79	5.34
24	1	13	8.78	24	8	75	5.63	24	9	88	5.95
23	1	14	9.45	23	5	80	6.01	23	6	94	6.36
22	1	15	10.13	22	8	88	6.61	22	9	103	6.96
21		15	10.13	21	6	94	7.06	21	6	109	7.37
20		15	10.13	20	8	102	7.66	20	8	117	7.91
19	1	16	10.81	19	2	104	7.82	19	3	120	8.11
18	1	17	11.48	18	7	111	8.34	18	8	128	8.66
17	3	20	13.51	17	16	127	9.54	17	19	147	9.94
16		20	13.51	16	13	140	10.52	16	13	160	10.82
15	2	22	14.86	15	9	149	11.20	15	11	171	11.57
14		22	14.86	14	9	158	11.88	14	9	180	12.17
13	1	23	15.54	13	14	172	12.93	13	15	195	13.19
12		23	15.54	12	11	183	13.75	12	11	206	13.93
11		23	15.54	11	7	190	14.28	11	7	213	14.41
10	3	26	17.56	10	10	200	15.03	10	13	226	15.29
9	2	28	18.91	9	19	219	16.46	9	21	247	16.71
8	1	29	19.59	8	23	242	18.19	8	24	271	18.33
7		29	19.59	7	31	273	20.52	7	31	302	20.43
6	4	33	22.29	6	32	305	22.93	6	36	338	22.86
5	2	35	23.64	5	51	356	26.76	5	53	391	26.45
4	1	36	24.32	4	40	396	29.77	4	41	432	29.22
3	2	38	25.67	3	55	451	33.91	3	57	489	33.08
2	8	46	31.08	2	90	541	40.67	2	98	587	39.71
1	13	59	39.86	1	147	688	51.72	1	160	747	50.54
0	89	148	100.00	0	642	1,330	100.00	0	731	1,478	100.00
TOTALS	148	148		TOTALS	1,330	1,330		TOTALS	1,478	1,478	

AVERAGE REVENUE PER MESSAGE .45

AVERAGE REVENUE PER MESSAGE .54

AVERAGE REVENUE PER MESSAGE .53

