



ALLTEL Florida, Inc.
P.O. Box 550 • Live Oak, Florida 32060
(904) 362-2808

June 25, 1991

Mr. Steve Tribble, Director
Division of Records and Reporting
Florida Public Service Commission
101 East Gaines Street
Tallahassee, Florida 32399-0865

RE: Docket Number 910022-TL - Bradford County EAS

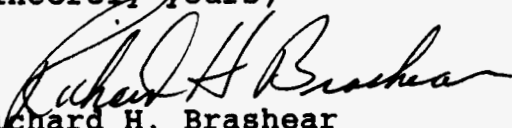
Dear Mr. Tribble:

In accordance with Florida Public Service Commission Order No. 24208 in the above-captioned docket, we submit for filing the original and fifteen copies of the following with respect to the request for extended area service for Bradford County:

- (1) Analysis Statement
- (2) Calling Rate Calculations
- (3) Call Distribution Schedules
- (4) Map of ALLTEL and Southern Bell Serving Areas

Your attention to this filing is greatly appreciated.

Sincerely yours,


Richard H. Brashear
President

RHB:HE:ss

Enclosures

cc: Ray Brooks
Dave Erwin
Harriet Eudy
Sandra Fox
Jimmy Jones
Robert Kelly
Bill Lee
Gordon Malmut

DOCUMENT NUMBER-DATE
06544 JUN 28 1991
FSD-RECORDS/REPORTING

ANALYSIS STATEMENT

Docket No. 910022-TL Order No. 24208

Bradford County EAS

All traffic data collected for the calling rate computation for this study is based on the January 1991 billing period. Calling main stations for this study included 1B, 2B, Semi-Public Paystations, PBX Trunks, Key System Lines, Centrex, Customer Owned Paystations, 1R, and 2R. Calling main totals differ from access line totals. Access line totals include Public Paystations and Special Services (Private Lines, Special Access, FX, and WATS). Totals on both counts exclude test lines and official company lines.

All community of interest factors reported in this study are based on only the usage which ALLTEL bills on behalf of AT&T. To the extent other IXCs may be accessing our customers through FGA or FGB connections, etc., and completing calls over these routes, the community of interest may be affected. Usage of this type is not available for study by ALLTEL since we do not perform the recording and billing function for all other carriers. None of these exchanges presently have equal access.

Calling statistics for these routes are as follows:

Combined Business and Residence

Calling Main Stations	- Brooker	923
	Lake Butler	2,037
	Melrose	2,505
	Raiford	459
	Waldo	1,478
FX Lines	- Lake Butler - Starke (Closed End)	2
Monthly Messages	- Brooker - Keystone Heights	648
	Brooker - Lake City	████████
	Brooker - Lawtey	████████
	Brooker - Melrose	339
	Brooker - Raiford	████████
	Brooker - Starke	████████
	Lake Butler - Keystone Heights	████████
	Lake Butler - Lake City	11,698
	Lake Butler - Lawtey	657
	Lake Butler - Melrose	████████
	Lake Butler - Starke	8,713

Monthly Messages

Lake Butler - Starke (Includes FX)	10,313
Lake Butler - Waldo	
Melrose - Brooker	413
Melrose - Lake Butler	
Melrose - Lake City	
Melrose - Lawtey	
Melrose - Raiford	
Melrose - Starke	
Raiford - Brooker	
Raiford - Gainesville	
Raiford - Keystone Heights	
Raiford - Lake City	767
Raiford - Melrose	
Raiford - Waldo	
Waldo - Keystone Heights	2,228
Waldo - Lake Butler	
Waldo - Lake City	
Waldo - Lawtey	
Waldo - Raiford	
Waldo - Starke	

M/M/Ms

- Brooker - Keystone Heights	0.70
Brooker - Lake City	
Brooker - Lawtey	
Brooker - Melrose	0.37
Brooker - Raiford	
Brooker - Starke	
Lake Butler - Keystone Heights	
Lake Butler - Lake City	5.74
Lake Butler - Lawtey	0.32
Lake Butler - Melrose	
Lake Butler - Starke	4.28
Lake Butler - Starke (Includes FX)	5.06
Lake Butler - Waldo	.25
Melrose - Brooker	0.16
Melrose - Lake Butler	
Melrose - Lake City	
Melrose - Lawtey	
Melrose - Raiford	
Melrose - Starke	
Raiford - Brooker	
Raiford - Gainesville	
Raiford - Keystone Heights	
Raiford - Lake City	1.67
Raiford - Melrose	
Raiford - Waldo	
Waldo - Keystone Heights	1.51
Waldo - Lake Butler	
Waldo - Lake City	
Waldo - Lawtey	
Waldo - Raiford	
Waldo - Starke	

2 Way M/M/Ms

- Brooker - Melrose	0.22
Brooker - Raiford	[REDACTED]
Lake Butler - Melrose	[REDACTED]
Lake Butler - Waldo	[REDACTED]
Melrose - Raiford	[REDACTED]
Raiford - Waldo	[REDACTED]

Monthly Toll Revenue

- Brooker - Keystone Heights	\$ 442.16
Brooker - Lake City	\$ [REDACTED]
Brooker - Lawtey	\$ [REDACTED]
Brooker - Melrose	\$ 250.08
Brooker - Raiford	\$ [REDACTED]
Brooker - Starke	\$ [REDACTED]
Lake Butler - Keystone Heights	\$ [REDACTED]
Lake Butler - Lake City	\$6,300.87
Lake Butler - Lake City (Includes FX)	\$6,466.92
Lake Butler - Lawtey	\$ 402.45
Lake Butler - Melrose	\$ [REDACTED]
Lake Butler - Starke	\$4,799.06
Lake Butler - Starke (Includes FX)	\$4,926.31
Lake Butler - Waldo	\$ [REDACTED]
Melrose - Brooker	\$ 394.76
Melrose - Lake Butler	\$ [REDACTED]
Melrose - Lake City	\$ [REDACTED]
Melrose - Lawtey	\$ [REDACTED]
Melrose - Raiford	\$ [REDACTED]
Melrose - Starke	\$ [REDACTED]
Raiford - Brooker	\$ [REDACTED]
Raiford - Gainesville	\$ [REDACTED]
Raiford - Keystone Heights	\$ [REDACTED]
Raiford - Lake City	\$ 672.66
Raiford - Melrose	\$ [REDACTED]
Raiford - Waldo	\$ [REDACTED]
Waldo - Keystone Heights	\$ 831.55
Waldo - Lake Butler	\$ [REDACTED]
Waldo - Lake City	\$ [REDACTED]
Waldo - Lawtey	\$ [REDACTED]
Waldo - Raiford	\$ [REDACTED]
Waldo - Starke	\$ [REDACTED]

% of Customers Making 2 or More Calls Per Month

- Brooker - Keystone Heights	10.18
Brooker - Lake City	[REDACTED]
Brooker - Lawtey	[REDACTED]
Brooker - Melrose	5.30
Brooker - Raiford	[REDACTED]
Brooker - Starke	[REDACTED]
Lake Butler - Keystone Heights	[REDACTED]
Lake Butler - Lake City	47.47
Lake Butler - Lawtey	4.81
Lake Butler - Melrose	[REDACTED]
Lake Butler - Starke	41.43
Lake Butler - Waldo	[REDACTED]
Melrose - Brooker	1.79
Melrose - Lake Butler	[REDACTED]

% of Customers Making 2- or More Calls per Month	Melrose - Lake City	
	Melrose - Lawtey	
	Melrose - Raiford	
	Melrose - Starke	
	Raiford - Brooker	
	Raiford - Gainesville	
	Raiford - Keystone Heights	
	Raiford - Lake City	24.61
	Raiford - Melrose	
	Raiford - Waldo	
	Waldo - Keystone Heights	18.87
	Waldo - Lake Butler	
	Waldo - Lake City	
	Waldo - Lawtey	
	Waldo - Raiford	
	Waldo - Starke	

ARPM	- Brooker - Keystone Heights	\$0.68
	Brooker - Lake City	
	Brooker - Lawtey	
	Brooker - Melrose	\$0.74
	Brooker - Raiford	
	Brooker - Starke	
	Lake Butler - Keystone Heights	
	Lake Butler - Lake City	\$0.54
	Lake Butler - Lawtey	\$0.61
	Lake Butler - Melrose	
	Lake Butler - Starke	\$0.55
	Lake Butler - Waldo	
	Melrose - Brooker	\$0.96
	Melrose - Lake Butler	
	Melrose - Lake City	
	Melrose - Lawtey	
	Melrose - Raiford	
	Melrose - Starke	
	Raiford - Brooker	
	Raiford - Gainesville	
	Raiford - Keystone Heights	
	Raiford - Lake City	\$0.88
	Raiford - Melrose	
	Raiford - Waldo	
	Waldo - Keystone Heights	\$0.37
	Waldo - Lake Butler	
	Waldo - Lake City	
	Waldo - Lawtey	
	Waldo - Raiford	
	Waldo - Starke	

DDD Toll Message Charges	(Same rate both ways)		
		(Day) First Min	Each Add'l Min
	Brooker - Keystone Heights	\$0.28	\$0.16
	Brooker - Lake City	\$0.2650	\$0.2200
	Brooker - Lawtey	\$0.2650	\$0.1600
	Brooker - Melrose	\$0.28	\$0.16

DDD Toll Messages (Same rate both ways)	(Day) First Min	Each Add'l Min
Brooker - Raiford	\$0.2650	\$0.1600
Brooker - Starke	\$0.2650	\$0.1600
Lake Butler - Keystone Heights	\$0.2650	\$0.2200
Lake Butler - Lake City	\$0.28	\$0.16
Lake Butler - Lawtey	\$0.28	\$0.16
Lake Butler - Melrose	\$0.2650	\$0.2200
Lake Butler - Starke	\$0.28	\$0.16
Lake Butler - Waldo	\$0.2650	\$0.1600
Melrose - Lake City	\$0.2650	\$0.2200
Melrose - Lawtey	\$0.2650	\$0.2200
Melrose - Raiford	\$0.2650	\$0.2200
Melrose - Starke	\$0.2650	\$0.1600
Raiford - Gainesville	\$0.2650	\$0.2200
Raiford - Keystone Heights	\$0.2650	\$0.2200
Raiford - Lake City	\$0.40	\$0.28
Raiford - Waldo	\$0.2650	\$0.1600
Waldo - Keystone Heights	\$0.19	\$0.09
Waldo - Lake City	\$0.2650	\$0.2200
Waldo - Lawtey	\$0.2650	\$0.1600
Waldo - Starke	\$0.2650	\$0.1600

Air Miles

Brooker - Keystone Heights	20
Brooker - Lake City	27
Brooker - Lawtey	19
Brooker - Melrose	21
Brooker - Raiford	14
Brooker - Starke	14
Lake Butler - Keystone Heights	25
Lake Butler - Lake City	21
Lake Butler - Lawtey	17
Lake Butler - Melrose	27
Lake Butler - Starke	15
Lake Butler - Waldo	19
Melrose - Lake City	47
Melrose - Lawtey	24
Melrose - Raiford	27
Melrose - Starke	16
Raiford - Gainesville	29
Raiford - Keystone Heights	23
Raiford - Lake City	26
Raiford - Waldo	20
Waldo - Keystone Heights	9
Waldo - Lake City	40
Waldo - Lawtey	19
Waldo - Starke	11

The exchanges of Lake Butler and Melrose are presently served by DMS-10 (Northern Telecom) offices and the Brooker and Waldo exchanges are served by NX 2A North Electric offices, as of July 13 the Waldo office will be served by DMS-10 (Northern Telecom). The exchange of Raiford is a remote off Lake Butler DMS-10 (Northern Telecom).

Presently Raiford toll traffic is carried via T-carrier thru Lake Butler on fiber from Lake Butler thru Brooker and T-carrier from Brooker thru Alachua back to the Live Oak Toll Center. Lake Butler toll is routed this way also. We would probably route the new EAS traffic via this same route. The Brooker toll traffic is presently served via fiber thru Alachua to Gainesville toll center. Waldo toll is routed over fiber thru Melrose to Gainesville and Melrose toll is routed to Gainesville over fiber. Any new EAS would probably follow these existing routes. (See attached facilities sketch).

On the enclosed map's of the exchanges, we have indicated the existing EAS routes with solid arrows on the first set, and the proposed routes with broken arrows on a second set.

All toll revenue between the following routes are Intrastate/Intralata. Originating toll revenue is being billed and kept by ALLTEL under the MABC plan for bill and keep of Intralata toll. ALLTEL pays Southern Bell terminating access for termination of these minutes of use:

Brooker - Keystone Heights	Lake Butler - Starke
Brooker - Melrose	Melrose - Brooker
Lake Butler - Lake City	Raiford - Lake City
Lake Butler - Lawtey	Waldo - Keystone Heights

Toll revenue between the following routes are Intrastate/Interlata and is turned over to AT&T. ALLTEL bills access to AT&T for this usage out of the Intrastate access tariff.

Brooker - Lake City	Melrose - Starke
Brooker - Lawtey	Raiford - Brooker
Brooker - Raiford	Raiford - Gainesville
Brooker - Starke	Raiford - Keystone Heights
Lake Butler - Keystone Heights	Raiford - Melrose
Lake Butler - Melrose	Raiford - Waldo
Lake Butler - Waldo	Waldo - Lake Butler
Melrose - Lake Butler	Waldo - Lake City
Melrose - Lake City	Waldo - Lawtey
Melrose - Lawtey	Waldo - Raiford
Melrose - Raiford	Waldo - Starke

The following Station Classification data reflects the total number of access lines for Brooker, Lake Butler, Melrose, Raiford and Waldo as of January 1991.

	<u>Brooker</u>	<u>Lake Butler</u>	<u>Melrose</u>	<u>Raiford</u>	<u>Waldo</u>
1B	49	202	159	27	98
2B	3	2	1		2
Centrex		18	11		
Semi-Pub Paystations		4	5		3
Public Paystations	1	6	2	1	2
Cust Owned Paystations	2	17	7	13	15
PBX Trunks	2	26		9	
Key System Lines	10	109	33	5	30
1R	808	1,558	2,135	391	1,264
2R	49	101	154	14	66
FX		2	17	6	2
Private Lines	3	55	5	11	2
WATS					
TOTAL	927	2,100	2,529	477	1,484

The NNX's that can be accessed via EAS today are as follows:

Brooker (485)	Alachua	- 462
	Gainesville	- 331, 332, 333, 334, 335, 336, 338, 370, 371, 372, 373, 374, 375, 376, 377, 378, 392, 395, 491, 538, 665
	Waldo	- 468
Lake Butler (496)	Raiford	- 431
Melrose (475)	Gainesville	- Same as above
	Hawthorne	- 481
	Keystone Heights	- 473
	Waldo	- 468
Raiford (431)	Kingsley Lake	- 533
	Lake Butler	- 496
	Lawtey	- 782
	Starke	- 964
Waldo (468)	Brooker	- 485
	Gainesville	- Same as above
	Melrose	- 475

047-ALLTEL FLORIDA, INC.
 FLORIDA
 MONTHLY MESSAGES AND CALLING RATE PER MAIN STATION
 DOCKET NO. 910022-TL ORDER NO. 24208

NOT INCLUDING FX'S

A	B	MONTHLY MESSAGES			CALLING RATE PER MAIN STATION PER MONTH		
		RESIDENCE <u>Two-Way</u>	BUSINESS <u>Two-Way</u>	COMBINED <u>Two-Way</u>	RESIDENCE <u>Two-Way</u>	BUSINESS <u>Two-Way</u>	COMBINED <u>Two-Way</u>
Brooker - Melrose		692	60	752	0.22	0.21	0.22
 		 	 	 	 	 	
 		 	 	 	 	 	
 		 	 	 	 	 	
 		 	 	 	 	 	

Source: Call Distribution Studies - Billing Period: 01/01/91 thru 01/31/91.

		Brooker	Lake Butler	Melrose	Raiford	Waldo
Calling Main Stations:	Res.	859	1,659	2,289	405	1,330
	Bus.	<u>64</u>	<u>378</u>	<u>216</u>	<u>54</u>	<u>148</u>
		923	2,037	2,505	459	1,478

047-ALLTEL FLORIDA, INC.
 FLORIDA
 MONTHLY MESSAGES AND CALLING RATE PER MAIN STATION
 DOCKET NO. 910022-TL ORDER NO. 24208

INCLUDING FX'S

A	B	MONTHLY MESSAGES			CALLING RATE PER MAIN STATION PER MONTH		
		RESIDENCE Two-Way	BUSINESS Two-Way	COMBINED Two-Way	RESIDENCE Two-Way	BUSINESS Two-Way	COMBINED Two-Way
Brooker - Melrose		692	60	752	0.22	0.21	0.22

Source: Call Distribution Studies - Billing Period: 01/01/91 thru 01/31/91.

		Brooker	Lake Butler	Melrose	Raiford	Waldo	
Calling Main Stations:	Res.	859	1,659	2,289	405	1,330	Assume 800 Messages/FX/Month
	Bus.	64	378	216	54	148	
	FX		2				
		923	2,039	2,505	459	1,478	

047-ALLTEL FLORIDA, INC.
 EXTENDED AREA SERVICE STUDY
 BROOKER - KEYSTONE HEIGHTS

BUSINESS

RESIDENCE

COMBINED

SCHEDULE OF DISTRIBUTION OF CALLS

SCHEDULE OF DISTRIBUTION OF CALLS

SCHEDULE OF DISTRIBUTION OF CALLS

NUMBER OF CALLS	CALLING MAIN STATIONS	ACCUMULATED MAIN STATIONS	PERCENT TO ACCUMULATED STATIONS	NUMBER OF CALLS	CALLING MAIN STATIONS	ACCUMULATED MAIN STATIONS	PERCENT TO ACCUMULATED STATIONS	NUMBER OF CALLS	CALLING MAIN STATIONS	ACCUMULATED MAIN STATIONS	PERCENT TO ACCUMULATED STATIONS
26 or more				26 or more	3	3	.34	26 or more	3	3	.32
25				25		3	.34	25		3	.32
24				24		3	.34	24		3	.32
23				23		3	.34	23		3	.32
22				22		3	.34	22		3	.32
21				21		3	.34	21		3	.32
20				20		3	.34	20		3	.32
19				19		3	.34	19		3	.32
18				18		3	.34	18		3	.32
17				17	1	4	.46	17	1	4	.43
16				16	1	5	.58	16	1	5	.54
15				15	2	7	.81	15	2	7	.75
14				14		7	.81	14		7	.75
13	1	1	1.56	13	2	9	1.04	13	3	10	1.08
12		1	1.56	12	1	10	1.16	12	1	11	1.19
11		1	1.56	11	3	13	1.51	11	3	14	1.51
10		1	1.56	10	2	15	1.74	10	2	16	1.73
9		1	1.56	9	3	18	2.09	9	3	19	2.05
8	1	2	3.12	8	3	21	2.44	8	4	23	2.49
7		2	3.12	7	4	25	2.91	7	4	27	2.92
6	1	3	4.68	6	2	27	3.14	6	3	30	3.25
5	2	5	7.81	5	7	34	3.95	5	9	39	4.22
4		5	7.81	4	11	45	5.23	4	11	50	5.41
3	1	6	9.37	3	12	57	6.63	3	13	63	6.82
2	3	9	14.06	2	28	85	9.89	2	31	94	10.18
1	5	14	21.87	1	75	160	18.62	1	80	174	18.85
0	50	64	100.00	0	699	859	100.00	0	749	923	100.00
TOTALS	64	64		TOTALS	859	859		TOTALS	923	923	
AVERAGE REVENUE PER MESSAGE	.36			AVERAGE REVENUE PER MESSAGE	.71			AVERAGE REVENUE PER MESSAGE	.68		

047-ALLTEL FLORIDA, INC.
 EXTENDED AREA SERVICE STUDY
 BROOKER - LAKE CITY

BUSINESS

RESIDENCE

COMBINED

SCHEDULE OF DISTRIBUTION OF CALLS

SCHEDULE OF DISTRIBUTION OF CALLS

SCHEDULE OF DISTRIBUTION OF CALLS

NUMBER OF CALLS CALLING MAIN STATIONS ACCUMULATED MAIN STATIONS PERCENT TO ACCUMULATED STATIONS

NUMBER OF CALLS CALLING MAIN STATIONS ACCUMULATED MAIN STATIONS PERCENT TO ACCUMULATED STATIONS

NUMBER OF CALLS CALLING MAIN STATIONS ACCUMULATED MAIN STATIONS PERCENT TO ACCUMULATED STATIONS

26 or more
 25
 24
 23
 22
 21
 20
 19
 18
 17
 16
 15
 14
 13
 12
 11
 10
 9
 8
 7
 6
 5
 4
 3
 2
 1
 0

26 or more
 25
 24
 23
 22
 21
 20
 19
 18
 17
 16
 15
 14
 13
 12
 11
 10
 9
 8
 7
 6
 5
 4
 3
 2
 1
 0

26 or more
 25
 24
 23
 22
 21
 20
 19
 18
 17
 16
 15
 14
 13
 12
 11
 10
 9
 8
 7
 6
 5
 4
 3
 2
 1
 0

TOTALS

TOTALS

TOTALS

AVERAGE REVENUE PER MESSAGE 1.28

AVERAGE REVENUE PER MESSAGE 1.08

AVERAGE REVENUE PER MESSAGE 1.09

859

047-ALLTEL FLORIDA, INC.
 EXTENDED AREA SERVICE STUDY
 BROOKER - LAWTEY

BUSINESS

SCHEDULE OF DISTRIBUTION OF CALLS

NUMBER OF CALLS	CALLING MAIN STATIONS	ACCUMULATED MAIN STATIONS	PERCENT TO ACCUMULATED STATIONS
-----------------	-----------------------	---------------------------	---------------------------------

26 or more
 25
 24
 23
 22
 21
 20
 19
 18
 17
 16
 15
 14
 13
 12
 11
 10
 9
 8
 7
 6
 5
 4
 3
 2
 1
 0

TOTALS

AVERAGE REVENUE PER MESSAGE .63

RESIDENCE

SCHEDULE OF DISTRIBUTION OF CALLS

NUMBER OF CALLS	CALLING MAIN STATIONS	ACCUMULATED MAIN STATIONS	PERCENT TO ACCUMULATED STATIONS
-----------------	-----------------------	---------------------------	---------------------------------

26 or more
 25
 24
 23
 22
 21
 20
 19
 18
 17
 16
 15
 14
 13
 12
 11
 10
 9
 8
 7
 6
 5
 4
 3
 2
 1
 0

TOTALS

AVERAGE REVENUE PER MESSAGE .88

COMBINED

SCHEDULE OF DISTRIBUTION OF CALLS

NUMBER OF CALLS	CALLING MAIN STATIONS	ACCUMULATED MAIN STATIONS	PERCENT TO ACCUMULATED STATIONS
-----------------	-----------------------	---------------------------	---------------------------------

26 or more
 25
 24
 23
 22
 21
 20
 19
 18
 17
 16
 15
 14
 13
 12
 11
 10
 9
 8
 7
 6
 5
 4
 3
 2
 1
 0

TOTALS

AVERAGE REVENUE PER MESSAGE .87

047-ALLTEL FLORIDA, INC.
EXTENDED AREA SERVICE STUDY
BROOKER - MELROSE

BUSINESS				RESIDENCE				COMBINED			
SCHEDULE OF DISTRIBUTION OF CALLS				SCHEDULE OF DISTRIBUTION OF CALLS				SCHEDULE OF DISTRIBUTION OF CALLS			
NUMBER OF CALLS	CALLING MAIN STATIONS	ACCUMULATED MAIN STATIONS	PERCENT TO ACCUMULATED STATIONS	NUMBER OF CALLS	CALLING MAIN STATIONS	ACCUMULATED MAIN STATIONS	PERCENT TO ACCUMULATED STATIONS	NUMBER OF CALLS	CALLING MAIN STATIONS	ACCUMULATED MAIN STATIONS	PERCENT TO ACCUMULATED STATIONS
26 or more				26 or more	1	1	.11	26 or more	1	1	.10
25				25		1	.11	25		1	.10
24				24		1	.11	24		1	.10
23				23		1	.11	23		1	.10
22				22		1	.11	22		1	.10
21				21		1	.11	21		1	.10
20				20		1	.11	20		1	.10
19				19	2	3	.34	19	2	3	.32
18				18		3	.34	18		3	.32
17				17	1	4	.46	17	1	4	.43
16				16		4	.46	16		4	.43
15				15		4	.46	15		4	.43
14				14	1	5	.58	14	1	5	.54
13				13		5	.58	13		5	.54
12	1	1	1.56	12		5	.58	12	1	6	.65
11		1	1.56	11		5	.58	11		6	.65
10	1	2	3.12	10		5	.58	10	1	7	.75
9		2	3.12	9	3	8	.93	9	3	10	1.08
8		2	3.12	8	1	9	1.04	8	1	11	1.19
7		2	3.12	7		9	1.04	7		11	1.19
6	1	3	4.68	6	6	15	1.74	6	7	18	1.95
5	1	4	6.25	5	4	19	2.21	5	5	23	2.49
4	1	5	7.81	4	5	24	2.79	4	6	29	3.14
3	2	7	10.93	3	8	32	3.72	3	10	39	4.22
2		7	10.93	2	10	42	4.88	2	10	49	5.30
1	3	10	15.62	1	37	79	9.19	1	40	89	9.64
0	54	64	100.00	0	780	859	100.00	0	834	923	100.00
TOTALS	64	64		TOTALS	859	859		TOTALS	923	923	
AVERAGE REVENUE PER MESSAGE	.74			AVERAGE REVENUE PER MESSAGE	.74			AVERAGE REVENUE PER MESSAGE	.74		

047-ALLTEL FLORIDA, INC.
 EXTENDED AREA SERVICE STUDY
 BROOKER - RAIFORD

BUSINESS

RESIDENCE

COMBINED

SCHEDULE OF DISTRIBUTION OF CALLS

SCHEDULE OF DISTRIBUTION OF CALLS

SCHEDULE OF DISTRIBUTION OF CALLS

NUMBER OF CALLS	CALLING MAIN STATIONS	ACCUMULATED MAIN STATIONS	PERCENT TO ACCUMULATED STATIONS
-----------------	-----------------------	---------------------------	---------------------------------

NUMBER OF CALLS	CALLING MAIN STATIONS	ACCUMULATED MAIN STATIONS	PERCENT TO ACCUMULATED STATIONS
-----------------	-----------------------	---------------------------	---------------------------------

NUMBER OF CALLS	CALLING MAIN STATIONS	ACCUMULATED MAIN STATIONS	PERCENT TO ACCUMULATED STATIONS
-----------------	-----------------------	---------------------------	---------------------------------

26 or more
 25
 24
 23
 22
 21
 20
 19
 18
 17
 16
 15
 14
 13
 12
 11
 10
 9
 8
 7
 6
 5
 4
 3
 2
 1
 0

26 or more
 25
 24
 23
 22
 21
 20
 19
 18
 17
 16
 15
 14
 13
 12
 11
 10
 9
 8
 7
 6
 5
 4
 3
 2
 1
 0

26 or more
 25
 24
 23
 22
 21
 20
 19
 18
 17
 16
 15
 14
 13
 12
 11
 10
 9
 8
 7
 6
 5
 4
 3
 2
 1
 0

TOTALS

TOTALS

TOTALS

AVERAGE REVENUE PER MESSAGE .42

AVERAGE REVENUE PER MESSAGE .70

AVERAGE REVENUE PER MESSAGE .68

047-ALLTEL FLORIDA, INC.
 EXTENDED AREA SERVICE STUDY
 BROOKER - STARKE

BUSINESS

RESIDENCE

COMBINED

SCHEDULE OF DISTRIBUTION OF CALLS

SCHEDULE OF DISTRIBUTION OF CALLS

SCHEDULE OF DISTRIBUTION OF CALLS

NUMBER OF CALLS CALLING MAIN STATIONS ACCUMULATED MAIN STATIONS PERCENT TO ACCUMULATED STATIONS

NUMBER OF CALLS CALLING MAIN STATIONS ACCUMULATED MAIN STATIONS PERCENT TO ACCUMULATED STATIONS

NUMBER OF CALLS CALLING MAIN STATIONS ACCUMULATED MAIN STATIONS PERCENT TO ACCUMULATED STATIONS

26 or more
 25
 24
 23
 22
 21
 20
 19
 18
 17
 16
 15
 14
 13
 12
 11
 10
 9
 8
 7
 6
 5
 4
 3
 2
 1
 0

26 or more
 25
 24
 23
 22
 21
 20
 19
 18
 17
 16
 15
 14
 13
 12
 11
 10
 9
 8
 7
 6
 5
 4
 3
 2
 1
 0

26 or more
 25
 24
 23
 22
 21
 20
 19
 18
 17
 16
 15
 14
 13
 12
 11
 10
 9
 8
 7
 6
 5
 4
 3
 2
 1
 0

TOTALS

TOTALS

TOTALS

AVERAGE REVENUE PER MESSAGE .58

AVERAGE REVENUE PER MESSAGE .65

AVERAGE REVENUE PER MESSAGE .65

047-ALLTEL FLORIDA, INC.
 EXTENDED AREA SERVICE STUDY
 LAKE BUTLER - KEYSTONE HEIGHTS

BUSINESS

SCHEDULE OF DISTRIBUTION OF CALLS

NUMBER OF CALLS	CALLING MAIN STATIONS	ACCUMULATED MAIN STATIONS	PERCENT TO ACCUMULATED STATIONS
26 or more			
25			
24			
23			
22			
21			
20			
19			
18			
17			
16			
15			
14			
13			
12			
11			
10			
9			
8			
7			
6			
5			
4			
3			
2			
1			
0			
TOTALS			
AVERAGE REVENUE PER MESSAGE .61			

RESIDENCE

SCHEDULE OF DISTRIBUTION OF CALLS

NUMBER OF CALLS	CALLING MAIN STATIONS	ACCUMULATED MAIN STATIONS	PERCENT TO ACCUMULATED STATIONS
26 or more			
25			
24			
23			
22			
21			
20			
19			
18			
17			
16			
15			
14			
13			
12			
11			
10			
9			
8			
7			
6			
5			
4			
3			
2			
1			
0			
TOTALS			
AVERAGE REVENUE PER MESSAGE .79			

COMBINED

SCHEDULE OF DISTRIBUTION OF CALLS

NUMBER OF CALLS	CALLING MAIN STATIONS	ACCUMULATED MAIN STATIONS	PERCENT TO ACCUMULATED STATIONS
26 or more			
25			
24			
23			
22			
21			
20			
19			
18			
17			
16			
15			
14			
13			
12			
11			
10			
9			
8			
7			
6			
5			
4			
3			
2			
1			
0			
TOTALS			
AVERAGE REVENUE PER MESSAGE .74			

047-ALLTEL FLORIDA, INC.
 EXTENDED AREA SERVICE STUDY
 LAKE BUTLER - LAKE CITY

BUSINESS

RESIDENCE

COMBINED

SCHEDULE OF DISTRIBUTION OF CALLS

SCHEDULE OF DISTRIBUTION OF CALLS

SCHEDULE OF DISTRIBUTION OF CALLS

NUMBER OF CALLS	CALLING MAIN STATIONS	ACCUMULATED MAIN STATIONS	PERCENT TO ACCUMULATED STATIONS	NUMBER OF CALLS	CALLING MAIN STATIONS	ACCUMULATED MAIN STATIONS	PERCENT TO ACCUMULATED STATIONS	NUMBER OF CALLS	CALLING MAIN STATIONS	ACCUMULATED MAIN STATIONS	PERCENT TO ACCUMULATED STATIONS
26 or more	28	28	7.40	26 or more	67	67	4.03	26 or more	95	95	4.66
25	4	32	8.46	25	4	71	4.28	25	8	103	5.05
24	1	33	8.73	24	2	73	4.40	24	3	106	5.20
23	1	34	8.99	23	4	77	4.64	23	5	111	5.44
22	3	37	9.78	22	11	88	5.30	22	14	125	6.13
21		37	9.78	21	7	95	5.72	21	7	132	6.48
20	3	40	10.58	20	7	102	6.14	20	10	142	6.97
19	1	41	10.84	19	9	111	6.69	19	10	152	7.46
18	3	44	11.64	18	8	119	7.17	18	11	163	8.00
17	3	47	12.43	17	11	130	7.83	17	14	177	8.68
16	2	49	12.96	16	9	139	8.37	16	11	188	9.22
15	2	51	13.49	15	7	146	8.80	15	9	197	9.67
14		51	13.49	14	14	160	9.64	14	14	211	10.35
13	2	53	14.02	13	22	182	10.97	13	24	235	11.53
12	2	55	14.55	12	16	198	11.93	12	18	253	12.42
11	4	59	15.60	11	20	218	13.14	11	24	277	13.59
10	4	63	16.66	10	29	247	14.88	10	33	310	15.21
9	4	67	17.72	9	34	281	16.93	9	38	348	17.08
8	7	74	19.57	8	32	313	18.86	8	39	387	18.99
7	6	80	21.16	7	44	357	21.51	7	50	437	21.45
6	6	86	22.75	6	52	409	24.65	6	58	495	24.30
5	10	96	25.39	5	57	466	28.08	5	67	562	27.59
4	11	107	28.30	4	95	561	33.81	4	106	668	32.79
3	14	121	32.01	3	114	675	40.68	3	128	796	39.07
2	9	130	34.39	2	162	837	50.45	2	171	967	47.47
1	24	154	40.74	1	213	1,050	63.29	1	237	1,204	59.10
0	224	378	100.00	0	609	1,659	100.00	0	833	2,037	100.00
TOTALS	378	378		TOTALS	1,659	1,659		TOTALS	2,037	2,037	
AVERAGE REVENUE PER MESSAGE	.52			AVERAGE REVENUE PER MESSAGE	.55			AVERAGE REVENUE PER MESSAGE	.54		

047-ALLTEL FLORIDA, INC.
 EXTENDED AREA SERVICE STUDY
 LAKE BUTLER - LAWTEY

BUSINESS				RESIDENCE				COMBINED			
SCHEDULE OF DISTRIBUTION OF CALLS				SCHEDULE OF DISTRIBUTION OF CALLS				SCHEDULE OF DISTRIBUTION OF CALLS			
NUMBER OF CALLS	CALLING MAIN STATIONS	ACCUMULATED MAIN STATIONS	PERCENT TO ACCUMULATED STATIONS	NUMBER OF CALLS	CALLING MAIN STATIONS	ACCUMULATED MAIN STATIONS	PERCENT TO ACCUMULATED STATIONS	NUMBER OF CALLS	CALLING MAIN STATIONS	ACCUMULATED MAIN STATIONS	PERCENT TO ACCUMULATED STATIONS
26 or more	1	1	.26	26 or more	1	1	.06	26 or more	2	2	.09
25		1	.26	25	1	2	.12	25	1	3	.14
24		1	.26	24		2	.12	24		3	.14
23		1	.26	23		2	.12	23		3	.14
22	1	2	.52	22		2	.12	22	1	4	.19
21		2	.52	21	2	4	.24	21	2	6	.29
20		2	.52	20		4	.24	20		6	.29
19		2	.52	19		4	.24	19		6	.29
18		2	.52	18		4	.24	18		6	.29
17		2	.52	17		4	.24	17		6	.29
16		2	.52	16		4	.24	16		6	.29
15		2	.52	15	1	5	.30	15	1	7	.34
14		2	.52	14	1	6	.36	14	1	8	.39
13		2	.52	13		6	.36	13		8	.39
12		2	.52	12	2	8	.48	12	2	10	.49
11		2	.52	11	1	9	.54	11	1	11	.54
10		2	.52	10	1	10	.60	10	1	12	.58
9		2	.52	9	1	11	.66	9	1	13	.63
8		2	.52	8	4	15	.90	8	4	17	.83
7		2	.52	7	2	17	1.02	7	2	19	.93
6	4	6	1.58	6	4	21	1.26	6	8	27	1.32
5	3	9	2.38	5	6	27	1.62	5	9	36	1.76
4	3	12	3.17	4	4	31	1.86	4	7	43	2.11
3	5	17	4.49	3	20	51	3.07	3	25	68	3.33
2	6	23	6.08	2	24	75	4.52	2	30	98	4.81
1	11	34	8.99	1	63	138	8.31	1	74	172	8.44
0	344	378	100.00	0	1,521	1,659	100.00	0	1,865	2,037	100.00
TOTALS	378	378		TOTALS	1,659	1,659		TOTALS	2,037	2,037	
AVERAGE REVENUE PER MESSAGE	.42			AVERAGE REVENUE PER MESSAGE	.68			AVERAGE REVENUE PER MESSAGE	.61		

047-ALLTEL FLORIDA, INC.
 EXTENDED AREA SERVICE STUDY
 LAKE BUTLER - MELROSE

BUSINESS

SCHEDULE OF DISTRIBUTION OF CALLS

NUMBER OF CALLS	CALLING MAIN STATIONS	ACCUMULATED MAIN STATIONS	PERCENT TO ACCUMULATED STATIONS
26 or more			
25			
24			
23			
22			
21			
20			
19			
18			
17			
16			
15			
14			
13			
12			
11			
10			
9			
8			
7			
6			
5			
4			
3			
2			
1			
0			
TOTALS			

AVERAGE REVENUE PER MESSAGE .49

RESIDENCE

SCHEDULE OF DISTRIBUTION OF CALLS

NUMBER OF CALLS	CALLING MAIN STATIONS	ACCUMULATED MAIN STATIONS	PERCENT TO ACCUMULATED STATIONS
26 or more			
25			
24			
23			
22			
21			
20			
19			
18			
17			
16			
15			
14			
13			
12			
11			
10			
9			
8			
7			
6			
5			
4			
3			
2			
1			
0			
TOTALS			

AVERAGE REVENUE PER MESSAGE 1.18

COMBINED

SCHEDULE OF DISTRIBUTION OF CALLS

NUMBER OF CALLS	CALLING MAIN STATIONS	ACCUMULATED MAIN STATIONS	PERCENT TO ACCUMULATED STATIONS
26 or more			
25			
24			
23			
22			
21			
20			
19			
18			
17			
16			
15			
14			
13			
12			
11			
10			
9			
8			
7			
6			
5			
4			
3			
2			
1			
0			
TOTALS			

AVERAGE REVENUE PER MESSAGE .87

047-ALLTEL FLORIDA, INC.
 EXTENDED AREA SERVICE STUDY
 LAKE BUTLER - STARKE

BUSINESS				RESIDENCE				COMBINED			
SCHEDULE OF DISTRIBUTION OF CALLS				SCHEDULE OF DISTRIBUTION OF CALLS				SCHEDULE OF DISTRIBUTION OF CALLS			
NUMBER OF CALLS	CALLING MAIN STATIONS	ACCUMULATED MAIN STATIONS	PERCENT TO ACCUMULATED STATIONS	NUMBER OF CALLS	CALLING MAIN STATIONS	ACCUMULATED MAIN STATIONS	PERCENT TO ACCUMULATED STATIONS	NUMBER OF CALLS	CALLING MAIN STATIONS	ACCUMULATED MAIN STATIONS	PERCENT TO ACCUMULATED STATIONS
26 or more	24	24	6.34	26 or more	34	34	2.04	26 or more	58	58	2.84
25		24	6.34	25	2	36	2.17	25	2	60	2.94
24		24	6.34	24	7	43	2.59	24	7	67	3.28
23	3	27	7.14	23	5	48	2.89	23	8	75	3.68
22	1	28	7.40	22	8	56	3.37	22	9	84	4.12
21	1	29	7.67	21	2	58	3.49	21	3	87	4.27
20	2	31	8.20	20	5	63	3.79	20	7	94	4.61
19	4	35	9.25	19	11	74	4.46	19	15	109	5.35
18	2	37	9.78	18	5	79	4.76	18	7	116	5.69
17	1	38	10.05	17	7	86	5.18	17	8	124	6.08
16	2	40	10.58	16	11	97	5.84	16	13	137	6.72
15	4	44	11.64	15	9	106	6.38	15	13	150	7.36
14	3	47	12.43	14	12	118	7.11	14	15	165	8.10
13	3	50	13.22	13	11	129	7.77	13	14	179	8.78
12	6	56	14.81	12	12	141	8.49	12	18	197	9.67
11	3	59	15.60	11	18	159	9.58	11	21	218	10.70
10	6	65	17.19	10	22	181	10.91	10	28	246	12.07
9	6	71	18.78	9	18	199	11.99	9	24	270	13.25
8	6	77	20.37	8	25	224	13.50	8	31	301	14.77
7	6	83	21.95	7	43	267	16.09	7	49	350	17.18
6	2	85	22.48	6	34	301	18.14	6	36	386	18.94
5	9	94	24.86	5	62	363	21.88	5	71	457	22.43
4	9	103	27.24	4	70	433	26.10	4	79	536	26.31
3	13	116	30.68	3	92	525	31.64	3	105	641	31.46
2	13	129	34.12	2	190	715	43.09	2	203	844	41.43
1	16	145	38.36	1	227	942	56.78	1	243	1,087	53.36
0	233	378	100.00	0	717	1,659	100.00	0	950	2,037	100.00
TOTALS	378	378		TOTALS	1,659	1,659		TOTALS	2,037	2,037	
AVERAGE REVENUE PER MESSAGE	.53			AVERAGE REVENUE PER MESSAGE	.56			AVERAGE REVENUE PER MESSAGE	.55		

047-ALLTEL FLORIDA, INC.
 EXTENDED AREA SERVICE STUDY
 LAKE BUTLER - WALDO

BUSINESS

RESIDENCE

COMBINED

SCHEDULE OF DISTRIBUTION OF CALLS

SCHEDULE OF DISTRIBUTION OF CALLS

SCHEDULE OF DISTRIBUTION OF CALLS

NUMBER OF CALLS	CALLING MAIN STATIONS	ACCUMULATED MAIN STATIONS	PERCENT TO ACCUMULATED STATIONS
-----------------	-----------------------	---------------------------	---------------------------------

NUMBER OF CALLS	CALLING MAIN STATIONS	ACCUMULATED MAIN STATIONS	PERCENT TO ACCUMULATED STATIONS
-----------------	-----------------------	---------------------------	---------------------------------

NUMBER OF CALLS	CALLING MAIN STATIONS	ACCUMULATED MAIN STATIONS	PERCENT TO ACCUMULATED STATIONS
-----------------	-----------------------	---------------------------	---------------------------------

26 or more
 25
 24
 23
 22
 21
 20
 19
 18
 17
 16
 15
 14
 13
 12
 11
 10
 9
 8
 7
 6
 5
 4
 3
 2
 1
 0

26 or more
 25
 24
 23
 22
 21
 20
 19
 18
 17
 16
 15
 14
 13
 12
 11
 10
 9
 8
 7
 6
 5
 4
 3
 2
 1
 0

26 or more
 25
 24
 23
 22
 21
 20
 19
 18
 17
 16
 15
 14
 13
 12
 11
 10
 9
 8
 7
 6
 5
 4
 3
 2
 1
 0

TOTALS

TOTALS

TOTALS

AVERAGE REVENUE PER MESSAGE .49

AVERAGE REVENUE PER MESSAGE .59

AVERAGE REVENUE PER MESSAGE .57

047-ALLTEL FLORIDA, INC.
EXTENDED AREA SERVICE STUDY
MELROSE - BROOKER

BUSINESS				RESIDENCE				COMBINED			
SCHEDULE OF DISTRIBUTION OF CALLS				SCHEDULE OF DISTRIBUTION OF CALLS				SCHEDULE OF DISTRIBUTION OF CALLS			
NUMBER OF CALLS	CALLING MAIN STATIONS	ACCUMULATED MAIN STATIONS	PERCENT TO ACCUMULATED STATIONS	NUMBER OF CALLS	CALLING MAIN STATIONS	ACCUMULATED MAIN STATIONS	PERCENT TO ACCUMULATED STATIONS	NUMBER OF CALLS	CALLING MAIN STATIONS	ACCUMULATED MAIN STATIONS	PERCENT TO ACCUMULATED STATIONS
26 or more				26 or more	3	3	.13	26 or more	3	3	.12
25				25		3	.13	25		3	.12
24				24	1	4	.17	24	1	4	.16
23				23		4	.17	23		4	.16
22				22		4	.17	22		4	.16
21				21	1	5	.21	21	1	5	.20
20				20		5	.21	20		5	.20
19				19		5	.21	19		5	.20
18				18		5	.21	18		5	.20
17				17		5	.21	17		5	.20
16				16		5	.21	16		5	.20
15				15		5	.21	15		5	.20
14				14		5	.21	14		5	.20
13				13		5	.21	13		5	.20
12				12		5	.21	12		5	.20
11				11		5	.21	11		5	.20
10				10	2	7	.30	10	2	7	.27
9				9	2	9	.39	9	2	9	.35
8				8		9	.39	8		9	.35
7				7		9	.39	7		9	.35
6				6	5	14	.61	6	5	14	.55
5				5	2	16	.69	5	2	16	.63
4				4	4	20	.87	4	4	20	.79
3	1	1	.46	3	7	27	1.18	3	8	28	1.11
2	3	4	1.85	2	14	41	1.79	2	17	45	1.79
1	5	9	4.16	1	40	81	3.53	1	45	90	3.59
0	207	216	100.00	0	2,208	2,289	100.00	0	2,415	2,505	100.00
TOTALS	216	216		TOTALS	2,289	2,289		TOTALS	2,505	2,505	
AVERAGE REVENUE PER MESSAGE	.54			AVERAGE REVENUE PER MESSAGE	.97			AVERAGE REVENUE PER MESSAGE	.96		

047-ALLTEL FLORIDA, INC.
 EXTENDED AREA SERVICE STUDY
 MELROSE - LAKE BUTLER

BUSINESS

RESIDENCE

COMBINED

SCHEDULE OF DISTRIBUTION OF CALLS

SCHEDULE OF DISTRIBUTION OF CALLS

SCHEDULE OF DISTRIBUTION OF CALLS

NUMBER OF CALLS CALLING MAIN STATIONS ACCUMULATED MAIN STATIONS PERCENT TO ACCUMULATED STATIONS

NUMBER OF CALLS CALLING MAIN STATIONS ACCUMULATED MAIN STATIONS PERCENT TO ACCUMULATED STATIONS

NUMBER OF CALLS CALLING MAIN STATIONS ACCUMULATED MAIN STATIONS PERCENT TO ACCUMULATED STATIONS

26 or more
 25
 24
 23
 22
 21
 20
 19
 18
 17
 16
 15
 14
 13
 12
 11
 10
 9
 8
 7
 6
 5
 4
 3
 2
 1
 0

26 or more
 25
 24
 23
 22
 21
 20
 19
 18
 17
 16
 15
 14
 13
 12
 11
 10
 9
 8
 7
 6
 5
 4
 3
 2
 1
 0

26 or more
 25
 24
 23
 22
 21
 20
 19
 18
 17
 16
 15
 14
 13
 12
 11
 10
 9
 8
 7
 6
 5
 4
 3
 2
 1
 0

TOTALS

TOTALS

TOTALS

AVERAGE REVENUE PER MESSAGE .69

AVERAGE REVENUE PER MESSAGE 1.14

AVERAGE REVENUE PER MESSAGE 1.08

047-ALLTEL FLORIDA, INC.
 EXTENDED AREA SERVICE STUDY
 MELROSE - LAKE CITY

BUSINESS

RESIDENCE

COMBINED

SCHEDULE OF DISTRIBUTION OF CALLS

SCHEDULE OF DISTRIBUTION OF CALLS

SCHEDULE OF DISTRIBUTION OF CALLS

NUMBER OF CALLS CALLING MAIN STATIONS ACCUMULATED MAIN STATIONS PERCENT TO ACCUMULATED STATIONS

NUMBER OF CALLS CALLING MAIN STATIONS ACCUMULATED MAIN STATIONS PERCENT TO ACCUMULATED STATIONS

NUMBER OF CALLS CALLING MAIN STATIONS ACCUMULATED MAIN STATIONS PERCENT TO ACCUMULATED STATIONS

26 or more			
25			
24			
23			
22			
21			
20			
19			
18			
17			
16			
15			
14			
13			
12			
11			
10			
9			
8			
7			
6			
5			
4			
3			
2			
1			
0			
TOTALS			

26 or more			
25			
24			
23			
22			
21			
20			
19			
18			
17			
16			
15			
14			
13			
12			
11			
10			
9			
8			
7			
6			
5			
4			
3			
2			
1			
0			
TOTALS			

26 or more			
25			
24			
23			
22			
21			
20			
19			
18			
17			
16			
15			
14			
13			
12			
11			
10			
9			
8			
7			
6			
5			
4			
3			
2			
1			
0			
TOTALS			

AVERAGE REVENUE PER MESSAGE .54

AVERAGE REVENUE PER MESSAGE 1.05

AVERAGE REVENUE PER MESSAGE .92

047-ALLTEL FLORIDA, INC.
 EXTENDED AREA SERVICE STUDY
 MELROSE - LAWTEY

BUSINESS

RESIDENCE

COMBINED

SCHEDULE OF DISTRIBUTION OF CALLS

SCHEDULE OF DISTRIBUTION OF CALLS

SCHEDULE OF DISTRIBUTION OF CALLS

NUMBER OF CALLS	CALLING MAIN STATIONS	ACCUMULATED MAIN STATIONS	PERCENT TO ACCUMULATED STATIONS
-----------------	-----------------------	---------------------------	---------------------------------

NUMBER OF CALLS	CALLING MAIN STATIONS	ACCUMULATED MAIN STATIONS	PERCENT TO ACCUMULATED STATIONS
-----------------	-----------------------	---------------------------	---------------------------------

NUMBER OF CALLS	CALLING MAIN STATIONS	ACCUMULATED MAIN STATIONS	PERCENT TO ACCUMULATED STATIONS
-----------------	-----------------------	---------------------------	---------------------------------

26 or more
 25
 24
 23
 22
 21
 20
 19
 18
 17
 16
 15
 14
 13
 12
 11
 10
 9
 8
 7
 6
 5
 4
 3
 2
 1
 0

26 or more
 25
 24
 23
 22
 21
 20
 19
 18
 17
 16
 15
 14
 13
 12
 11
 10
 9
 8
 7
 6
 5
 4
 3
 2
 1
 0

26 or more
 25
 24
 23
 22
 21
 20
 19
 18
 17
 16
 15
 14
 13
 12
 11
 10
 9
 8
 7
 6
 5
 4
 3
 2
 1
 0

TOTALS

TOTALS

TOTALS

AVERAGE REVENUE PER MESSAGE .32

AVERAGE REVENUE PER MESSAGE .88

AVERAGE REVENUE PER MESSAGE .86

047-ALLTEL FLORIDA, INC.
 EXTENDED AREA SERVICE STUDY
 MELROSE - RAIFORD

BUSINESS

RESIDENCE

COMBINED

SCHEDULE OF DISTRIBUTION OF CALLS

SCHEDULE OF DISTRIBUTION OF CALLS

SCHEDULE OF DISTRIBUTION OF CALLS

NUMBER OF CALLS CALLING MAIN STATIONS ACCUMULATED MAIN STATIONS PERCENT TO ACCUMULATED STATIONS

NUMBER OF CALLS CALLING MAIN STATIONS ACCUMULATED MAIN STATIONS PERCENT TO ACCUMULATED STATIONS

NUMBER OF CALLS CALLING MAIN STATIONS ACCUMULATED MAIN STATIONS PERCENT TO ACCUMULATED STATIONS

26 or more
 25
 24
 23
 22
 21
 20
 19
 18
 17
 16
 15
 14
 13
 12
 11
 10
 9
 8
 7
 6
 5
 4
 3
 2
 1
 0

26 or more
 25
 24
 23
 22
 21
 20
 19
 18
 17
 16
 15
 14
 13
 12
 11
 10
 9
 8
 7
 6
 5
 4
 3
 2
 1
 0

26 or more
 25
 24
 23
 22
 21
 20
 19
 18
 17
 16
 15
 14
 13
 12
 11
 10
 9
 8
 7
 6
 5
 4
 3
 2
 1
 0

TOTALS

TOTALS

TOTALS

AVERAGE REVENUE PER MESSAGE 1.08

AVERAGE REVENUE PER MESSAGE .75

AVERAGE REVENUE PER MESSAGE .78

047-ALLTEL FLORIDA, INC.
 EXTENDED AREA SERVICE STUDY
 MELROSE - STARKE

BUSINESS

RESIDENCE

COMBINED

SCHEDULE OF DISTRIBUTION OF CALLS

SCHEDULE OF DISTRIBUTION OF CALLS

SCHEDULE OF DISTRIBUTION OF CALLS

NUMBER OF CALLS CALLING MAIN STATIONS ACCUMULATED MAIN STATIONS PERCENT TO ACCUMULATED STATIONS

NUMBER OF CALLS CALLING MAIN STATIONS ACCUMULATED MAIN STATIONS PERCENT TO ACCUMULATED STATIONS

NUMBER OF CALLS CALLING MAIN STATIONS ACCUMULATED MAIN STATIONS PERCENT TO ACCUMULATED STATIONS

26 or more
 25
 24
 23
 22
 21
 20
 19
 18
 17
 16
 15
 14
 13
 12
 11
 10
 9
 8
 7
 6
 5
 4
 3
 2
 1
 0

26 or more
 25
 24
 23
 22
 21
 20
 19
 18
 17
 16
 15
 14
 13
 12
 11
 10
 9
 8
 7
 6
 5
 4
 3
 2
 1
 0

26 or more
 25
 24
 23
 22
 21
 20
 19
 18
 17
 16
 15
 14
 13
 12
 11
 10
 9
 8
 7
 6
 5
 4
 3
 2
 1
 0

TOTALS

TOTALS

TOTALS

AVERAGE REVENUE PER MESSAGE .53

AVERAGE REVENUE PER MESSAGE .57

AVERAGE REVENUE PER MESSAGE .56

047-ALLTEL FLORIDA, INC.
 EXTENDED AREA SERVICE STUDY
 RAIFORD - BROOKER

BUSINESS

RESIDENCE

COMBINED

SCHEDULE OF DISTRIBUTION OF CALLS

SCHEDULE OF DISTRIBUTION OF CALLS

SCHEDULE OF DISTRIBUTION OF CALLS

NUMBER OF CALLS CALLING MAIN STATIONS ACCUMULATED MAIN STATIONS PERCENT TO ACCUMULATED STATIONS

NUMBER OF CALLS CALLING MAIN STATIONS ACCUMULATED MAIN STATIONS PERCENT TO ACCUMULATED STATIONS

NUMBER OF CALLS CALLING MAIN STATIONS ACCUMULATED MAIN STATIONS PERCENT TO ACCUMULATED STATIONS

26 or more
25
24
23
22
21
20
19
18
17
16
15
14
13
12
11
10
9
8
7
6
5
4
3
2
1
0

26 or more
25
24
23
22
21
20
19
18
17
16
15
14
13
12
11
10
9
8
7
6
5
4
3
2
1
0

26 or more
25
24
23
22
21
20
19
18
17
16
15
14
13
12
11
10
9
8
7
6
5
4
3
2
1
0

TOTALS

TOTALS

TOTALS

AVERAGE REVENUE PER MESSAGE .83

AVERAGE REVENUE PER MESSAGE .45

AVERAGE REVENUE PER MESSAGE .47

047-ALTEL FLORIDA, INC.
 EXTENDED AREA SERVICE STUDY
 RAIFORD - GAINESVILLE

BUSINESS

RESIDENCE

COMBINED

SCHEDULE OF DISTRIBUTION OF CALLS

SCHEDULE OF DISTRIBUTION OF CALLS

SCHEDULE OF DISTRIBUTION OF CALLS

NUMBER OF CALLS	CALLING MAIN STATIONS	ACCUMULATED MAIN STATIONS	PERCENT TO ACCUMULATED STATIONS
-----------------	-----------------------	---------------------------	---------------------------------

NUMBER OF CALLS	CALLING MAIN STATIONS	ACCUMULATED MAIN STATIONS	PERCENT TO ACCUMULATED STATIONS
-----------------	-----------------------	---------------------------	---------------------------------

NUMBER OF CALLS	CALLING MAIN STATIONS	ACCUMULATED MAIN STATIONS	PERCENT TO ACCUMULATED STATIONS
-----------------	-----------------------	---------------------------	---------------------------------

26 or more
 25
 24
 23
 22
 21
 20
 19
 18
 17
 16
 15
 14
 13
 12
 11
 10
 9
 8
 7
 6
 5
 4
 3
 2
 1
 0

26 or more
 25
 24
 23
 22
 21
 20
 19
 18
 17
 16
 15
 14
 13
 12
 11
 10
 9
 8
 7
 6
 5
 4
 3
 2
 1
 0

26 or more
 25
 24
 23
 22
 21
 20
 19
 18
 17
 16
 15
 14
 13
 12
 11
 10
 9
 8
 7
 6
 5
 4
 3
 2
 1
 0

TOTALS

TOTALS

TOTALS

AVERAGE REVENUE PER MESSAGE .65

AVERAGE REVENUE PER MESSAGE .74

AVERAGE REVENUE PER MESSAGE .73

047-ALLTEL FLORIDA, INC.
 EXTENDED AREA SERVICE STUDY
 RAIFORD - KEYSTONE HEIGHTS

BUSINESS

SCHEDULE OF DISTRIBUTION OF CALLS

NUMBER OF CALLS	CALLING MAIN STATIONS	ACCUMULATED MAIN STATIONS	PERCENT TO ACCUMULATED STATIONS
-----------------	-----------------------	---------------------------	---------------------------------

26 or more
 25
 24
 23
 22
 21
 20
 19
 18
 17
 16
 15
 14
 13
 12
 11
 10
 9
 8
 7
 6
 5
 4
 3
 2
 1
 0



TOTALS


AVERAGE REVENUE PER MESSAGE .97

RESIDENCE

SCHEDULE OF DISTRIBUTION OF CALLS

NUMBER OF CALLS	CALLING MAIN STATIONS	ACCUMULATED MAIN STATIONS	PERCENT TO ACCUMULATED STATIONS
-----------------	-----------------------	---------------------------	---------------------------------

26 or more
 25
 24
 23
 22
 21
 20
 19
 18
 17
 16
 15
 14
 13
 12
 11
 10
 9
 8
 7
 6
 5
 4
 3
 2
 1
 0



TOTALS

AVERAGE REVENUE PER MESSAGE .98

COMBINED

SCHEDULE OF DISTRIBUTION OF CALLS

NUMBER OF CALLS	CALLING MAIN STATIONS	ACCUMULATED MAIN STATIONS	PERCENT TO ACCUMULATED STATIONS
-----------------	-----------------------	---------------------------	---------------------------------

26 or more
 25
 24
 23
 22
 21
 20
 19
 18
 17
 16
 15
 14
 13
 12
 11
 10
 9
 8
 7
 6
 5
 4
 3
 2
 1
 0



TOTALS

AVERAGE REVENUE PER MESSAGE .98

047-ALLTEL FLORIDA, INC.
 EXTENDED AREA SERVICE STUDY
 RAIFORD - LAKE CITY

BUSINESS

RESIDENCE

COMBINED

SCHEDULE OF DISTRIBUTION OF CALLS

SCHEDULE OF DISTRIBUTION OF CALLS

SCHEDULE OF DISTRIBUTION OF CALLS

NUMBER OF CALLS	CALLING MAIN STATIONS	ACCUMULATED MAIN STATIONS	PERCENT TO ACCUMULATED STATIONS	NUMBER OF CALLS	CALLING MAIN STATIONS	ACCUMULATED MAIN STATIONS	PERCENT TO ACCUMULATED STATIONS	NUMBER OF CALLS	CALLING MAIN STATIONS	ACCUMULATED MAIN STATIONS	PERCENT TO ACCUMULATED STATIONS
26 or more				26 or more	3	3	.74	26 or more	3	3	.65
25				25		3	.74	25		3	.65
24				24		3	.74	24		3	.65
23				23	1	4	.98	23	1	4	.87
22				22		4	.98	22		4	.87
21				21		4	.98	21		4	.87
20				20	1	5	1.23	20	1	5	1.08
19				19	1	6	1.48	19	1	6	1.30
18	1	1	1.85	18	2	8	1.97	18	3	9	1.96
17	1	2	3.70	17		8	1.97	17	1	10	2.17
16		2	3.70	16		8	1.97	16		10	2.17
15		2	3.70	15	2	10	2.46	15	2	12	2.61
14		2	3.70	14	1	11	2.71	14	1	13	2.83
13		2	3.70	13		11	2.71	13		13	2.83
12		2	3.70	12	2	13	3.21	12	2	15	3.26
11		2	3.70	11	4	17	4.19	11	4	19	4.13
10		2	3.70	10	3	20	4.93	10	3	22	4.79
9	1	3	5.55	9	2	22	5.43	9	3	25	5.44
8	1	4	7.40	8	1	23	5.67	8	2	27	5.88
7		4	7.40	7	5	28	6.91	7	5	32	6.97
6		4	7.40	6	5	33	8.14	6	5	37	8.06
5		4	7.40	5	11	44	10.86	5	11	48	10.45
4	3	7	12.96	4	14	58	14.32	4	17	65	14.16
3		7	12.96	3	16	74	18.27	3	16	81	17.64
2	2	9	16.66	2	30	104	25.67	2	32	113	24.61
1	5	14	25.92	1	44	148	36.54	1	49	162	35.29
0	40	54	100.00	0	257	405	100.00	0	297	459	100.00
TOTALS	54	54		TOTALS	405	405		TOTALS	459	459	

AVERAGE REVENUE PER MESSAGE .81

AVERAGE REVENUE PER MESSAGE .88

AVERAGE REVENUE PER MESSAGE .88

047-ALTEL FLORIDA, INC.
 EXTENDED AREA SERVICE STUDY
 RAIFORD - MELROSE

BUSINESS

RESIDENCE

COMBINED

SCHEDULE OF DISTRIBUTION OF CALLS

SCHEDULE OF DISTRIBUTION OF CALLS

SCHEDULE OF DISTRIBUTION OF CALLS

NUMBER OF CALLS CALLING MAIN STATIONS ACCUMULATED MAIN STATIONS PERCENT TO ACCUMULATED STATIONS

NUMBER OF CALLS CALLING MAIN STATIONS ACCUMULATED MAIN STATIONS PERCENT TO ACCUMULATED STATIONS

NUMBER OF CALLS CALLING MAIN STATIONS ACCUMULATED MAIN STATIONS PERCENT TO ACCUMULATED S

26 or more
25
24
23
22
21
20
19
18
17
16
15
14
13
12
11
10
9
8
7
6
5
4
3
2
1
0

26 or more
25
24
23
22
21
20
19
18
17
16
15
14
13
12
11
10
9
8
7
6
5
4
3
2
1
0

26 or more
25
24
23
22
21
20
19
18
17
16
15
14
13
12
11
10
9
8
7
6
5
4
3
2
1
0

TOTALS

TOTALS

TOTALS

AVERAGE REVENUE PER MESSAGE

AVERAGE REVENUE PER MESSAGE .95

AVERAGE REVENUE PER MESSAGE .95

047-ALLTEL FLORIDA, INC.
 EXTENDED AREA SERVICE STUDY
 RAIFORD - WALDO

BUSINESS

SCHEDULE OF DISTRIBUTION OF CALLS

NUMBER OF CALLS	CALLING MAIN STATIONS	ACCUMULATED MAIN STATIONS	PERCENT TO ACCUMULATED STATIONS
-----------------	-----------------------	---------------------------	---------------------------------

26 or more
 25
 24
 23
 22
 21
 20
 19
 18
 17
 16
 15
 14
 13
 12
 11
 10
 9
 8
 7
 6
 5
 4
 3
 2
 1
 0

TOTALS

AVERAGE REVENUE PER MESSAGE .66

RESIDENCE

SCHEDULE OF DISTRIBUTION OF CALLS

NUMBER OF CALLS	CALLING MAIN STATIONS	ACCUMULATED MAIN STATIONS	PERCENT TO ACCUMULATED STATIONS
-----------------	-----------------------	---------------------------	---------------------------------

26 or more
 25
 24
 23
 22
 21
 20
 19
 18
 17
 16
 15
 14
 13
 12
 11
 10
 9
 8
 7
 6
 5
 4
 3
 2
 1
 0

TOTALS

AVERAGE REVENUE PER MESSAGE .71

COMBINED

SCHEDULE OF DISTRIBUTION OF CALLS

NUMBER OF CALLS	CALLING MAIN STATIONS	ACCUMULATED MAIN STATIONS	PERCENT TO ACCUMULATED STATIONS
-----------------	-----------------------	---------------------------	---------------------------------

26 or more
 25
 24
 23
 22
 21
 20
 19
 18
 17
 16
 15
 14
 13
 12
 11
 10
 9
 8
 7
 6
 5
 4
 3
 2
 1
 0

TOTALS

AVERAGE REVENUE PER MESSAGE .71

047-ALLTEL FLORIDA, INC.
 EXTENDED AREA SERVICE STUDY
 WALDO - KEYSTONE HEIGHTS

BUSINESS

RESIDENCE

COMBINED

SCHEDULE OF DISTRIBUTION OF CALLS

SCHEDULE OF DISTRIBUTION OF CALLS

SCHEDULE OF DISTRIBUTION OF CALLS

NUMBER OF CALLS	CALLING MAIN STATIONS	ACCUMULATED MAIN STATIONS	PERCENT TO ACCUMULATED STATIONS	NUMBER OF CALLS	CALLING MAIN STATIONS	ACCUMULATED MAIN STATIONS	PERCENT TO ACCUMULATED STATIONS	NUMBER OF CALLS	CALLING MAIN STATIONS	ACCUMULATED MAIN STATIONS	PERCENT TO ACCUMULATED STATIONS
26 or more	2	2	1.35	26 or more	13	13	.97	26 or more	15	15	1.01
25		2	1.35	25	1	14	1.05	25	1	16	1.08
24		2	1.35	24	2	16	1.20	24	2	18	1.21
23		2	1.35	23	1	17	1.27	23	1	19	1.28
22		2	1.35	22		17	1.27	22		19	1.28
21	1	3	2.02	21	2	19	1.42	21	3	22	1.48
20	1	4	2.70	20		19	1.42	20	1	23	1.55
19		4	2.70	19	1	20	1.50	19	1	24	1.62
18		4	2.70	18	3	23	1.72	18	3	27	1.82
17		4	2.70	17	1	24	1.80	17	1	28	1.89
16		4	2.70	16	1	25	1.88	16	1	29	1.96
15		4	2.70	15	3	28	2.10	15	3	32	2.16
14		4	2.70	14	5	33	2.48	14	5	37	2.50
13		4	2.70	13	3	36	2.70	13	3	40	2.70
12		4	2.70	12	9	45	3.38	12	9	49	3.31
11		4	2.70	11	5	50	3.75	11	5	54	3.65
10	1	5	3.37	10	5	55	4.13	10	6	60	4.06
9	1	6	4.05	9	8	63	4.73	9	9	69	4.66
8	1	7	4.73	8	9	72	5.41	8	10	79	5.34
7	2	9	6.08	7	10	82	6.16	7	12	91	6.15
6	1	10	6.75	6	14	96	7.21	6	15	106	7.17
5	3	13	8.78	5	14	110	8.27	5	17	123	8.32
4	6	19	12.83	4	29	139	10.45	4	35	158	10.69
3	2	21	14.18	3	44	183	13.75	3	46	204	13.80
2	8	29	19.59	2	67	250	18.79	2	75	279	18.87
1	19	48	32.43	1	138	388	29.17	1	157	436	29.49
0	100	148	100.00	0	942	1,330	100.00	0	1,042	1,478	100.00
TOTALS	148	148		TOTALS	1,330	1,330		TOTALS	1,478	1,478	
AVERAGE REVENUE PER MESSAGE		.33		AVERAGE REVENUE PER MESSAGE		.38		AVERAGE REVENUE PER MESSAGE		.37	

047-ALLTEL FLORIDA, INC.
 EXTENDED AREA SERVICE STUDY
 WALDO - LAKE BUTLER

BUSINESS

RESIDENCE

COMBINED

SCHEDULE OF DISTRIBUTION OF CALLS

SCHEDULE OF DISTRIBUTION OF CALLS

SCHEDULE OF DISTRIBUTION OF CALLS

NUMBER OF CALLS CALLING MAIN STATIONS ACCUMULATED MAIN STATIONS PERCENT TO ACCUMULATED STATIONS

NUMBER OF CALLS CALLING MAIN STATIONS ACCUMULATED MAIN STATIONS PERCENT TO ACCUMULATED STATIONS

NUMBER OF CALLS CALLING MAIN STATIONS ACCUMULATED MAIN STATIONS PERCENT TO ACCUMULATED STATIONS

26 or more
 25
 24
 23
 22
 21
 20
 19
 18
 17
 16
 15
 14
 13
 12
 11
 10
 9
 8
 7
 6
 5
 4
 3
 2
 1
 0

26 or more
 25
 24
 23
 22
 21
 20
 19
 18
 17
 16
 15
 14
 13
 12
 11
 10
 9
 8
 7
 6
 5
 4
 3
 2
 1
 0

26 or more
 25
 24
 23
 22
 21
 20
 19
 18
 17
 16
 15
 14
 13
 12
 11
 10
 9
 8
 7
 6
 5
 4
 3
 2
 1
 0

TOTALS

TOTALS

TOTALS

AVERAGE REVENUE PER MESSAGE .44

AVERAGE REVENUE PER MESSAGE .61

AVERAGE REVENUE PER MESSAGE .60

047-ALLTEL FLORIDA, INC.
 EXTENDED AREA SERVICE STUDY
 WALDO - LAKE CITY

BUSINESS

RESIDENCE

COMBINED

SCHEDULE OF DISTRIBUTION OF CALLS

SCHEDULE OF DISTRIBUTION OF CALLS

SCHEDULE OF DISTRIBUTION OF CALLS

NUMBER OF CALLS CALLING MAIN STATIONS ACCUMULATED MAIN STATIONS PERCENT TO ACCUMULATED STATIONS

NUMBER OF CALLS CALLING MAIN STATIONS ACCUMULATED MAIN STATIONS PERCENT TO ACCUMULATED STATIONS

NUMBER OF CALLS CALLING MAIN STATIONS ACCUMULATED MAIN STATIONS PERCENT TO ACCUMULATED STATIONS

26 or more
 25
 24
 23
 22
 21
 20
 19
 18
 17
 16
 15
 14
 13
 12
 11
 10
 9
 8
 7
 6
 5
 4
 3
 2
 1
 0

26 or more
 25
 24
 23
 22
 21
 20
 19
 18
 17
 16
 15
 14
 13
 12
 11
 10
 9
 8
 7
 6
 5
 4
 3
 2
 1
 0

26 or more
 25
 24
 23
 22
 21
 20
 19
 18
 17
 16
 15
 14
 13
 12
 11
 10
 9
 8
 7
 6
 5
 4
 3
 2
 1
 0

TOTALS

TOTALS

TOTALS

AVERAGE REVENUE PER MESSAGE .72

AVERAGE REVENUE PER MESSAGE 1.03

AVERAGE REVENUE PER MESSAGE .99

047-ALLTEL FLORIDA, INC.
 EXTENDED AREA SERVICE STUDY
 WALDO - LAWTEY

BUSINESS

SCHEDULE OF DISTRIBUTION OF CALLS

NUMBER OF CALLS	CALLING MAIN STATIONS	ACCUMULATED MAIN STATIONS	PERCENT TO ACCUMULATED STATIONS
26 or more			
25			
24			
23			
22			
21			
20			
19			
18			
17			
16			
15			
14			
13			
12			
11			
10			
9			
8			
7			
6			
5			
4			
3			
2			
1			
0			
TOTALS			
AVERAGE REVENUE PER MESSAGE		.40	

RESIDENCE

SCHEDULE OF DISTRIBUTION OF CALLS

NUMBER OF CALLS	CALLING MAIN STATIONS	ACCUMULATED MAIN STATIONS	PERCENT TO ACCUMULATED STATIONS
26 or more			
25			
24			
23			
22			
21			
20			
19			
18			
17			
16			
15			
14			
13			
12			
11			
10			
9			
8			
7			
6			
5			
4			
3			
2			
1			
0			
TOTALS			
AVERAGE REVENUE PER MESSAGE		.65	

COMBINED

SCHEDULE OF DISTRIBUTION OF CALLS

NUMBER OF CALLS	CALLING MAIN STATIONS	ACCUMULATED MAIN STATIONS	PERCENT TO ACCUMULATED STATIONS
26 or more			
25			
24			
23			
22			
21			
20			
19			
18			
17			
16			
15			
14			
13			
12			
11			
10			
9			
8			
7			
6			
5			
4			
3			
2			
1			
0			
TOTALS			
AVERAGE REVENUE PER MESSAGE		.61	

047-ALLTEL FLORIDA, INC.
 EXTENDED AREA SERVICE STUDY
 WALDO - RAIFORD

BUSINESS

RESIDENCE

COMBINED

SCHEDULE OF DISTRIBUTION OF CALLS

SCHEDULE OF DISTRIBUTION OF CALLS

SCHEDULE OF DISTRIBUTION OF CALLS

NUMBER OF CALLS CALLING MAIN STATIONS ACCUMULATED MAIN STATIONS PERCENT TO ACCUMULATED STATIONS

NUMBER OF CALLS CALLING MAIN STATIONS ACCUMULATED MAIN STATIONS PERCENT TO ACCUMULATED STATIONS

NUMBER OF CALLS CALLING MAIN STATIONS ACCUMULATED MAIN STATIONS PERCENT TO ACCUMULATED STATIONS

26 or more
 25
 24
 23
 22
 21
 20
 19
 18
 17
 16
 15
 14
 13
 12
 11
 10
 9
 8
 7
 6
 5
 4
 3
 2
 1
 0

26 or more
 25
 24
 23
 22
 21
 20
 19
 18
 17
 16
 15
 14
 13
 12
 11
 10
 9
 8
 7
 6
 5
 4
 3
 2
 1
 0

26 or more
 25
 24
 23
 22
 21
 20
 19
 18
 17
 16
 15
 14
 13
 12
 11
 10
 9
 8
 7
 6
 5
 4
 3
 2
 1
 0

TOTALS

TOTALS

TOTALS

AVERAGE REVENUE PER MESSAGE .41

AVERAGE REVENUE PER MESSAGE .57

AVERAGE REVENUE PER MESSAGE .56

047-ALLTEL FLORIDA, INC.
 EXTENDED AREA SERVICE STUDY
 WALDO - STARKE

BUSINESS

RESIDENCE

COMBINED

SCHEDULE OF DISTRIBUTION OF CALLS

SCHEDULE OF DISTRIBUTION OF CALLS

SCHEDULE OF DISTRIBUTION OF CALLS

NUMBER OF CALLS	CALLING MAIN STATIONS	ACCUMULATED MAIN STATIONS	PERCENT TO ACCUMULATED STATIONS
-----------------	-----------------------	---------------------------	---------------------------------

NUMBER OF CALLS	CALLING MAIN STATIONS	ACCUMULATED MAIN STATIONS	PERCENT TO ACCUMULATED STATIONS
-----------------	-----------------------	---------------------------	---------------------------------

NUMBER OF CALLS	CALLING MAIN STATIONS	ACCUMULATED MAIN STATIONS	PERCENT TO ACCUMULATED STATIONS
-----------------	-----------------------	---------------------------	---------------------------------

26 or more
 25
 24
 23
 22
 21
 20
 19
 18
 17
 16
 15
 14
 13
 12
 11
 10
 9
 8
 7
 6
 5
 4
 3
 2
 1
 0

26 or more
 25
 24
 23
 22
 21
 20
 19
 18
 17
 16
 15
 14
 13
 12
 11
 10
 9
 8
 7
 6
 5
 4
 3
 2
 1
 0

26 or more
 25
 24
 23
 22
 21
 20
 19
 18
 17
 16
 15
 14
 13
 12
 11
 10
 9
 8
 7
 6
 5
 4
 3
 2
 1
 0

TOTALS

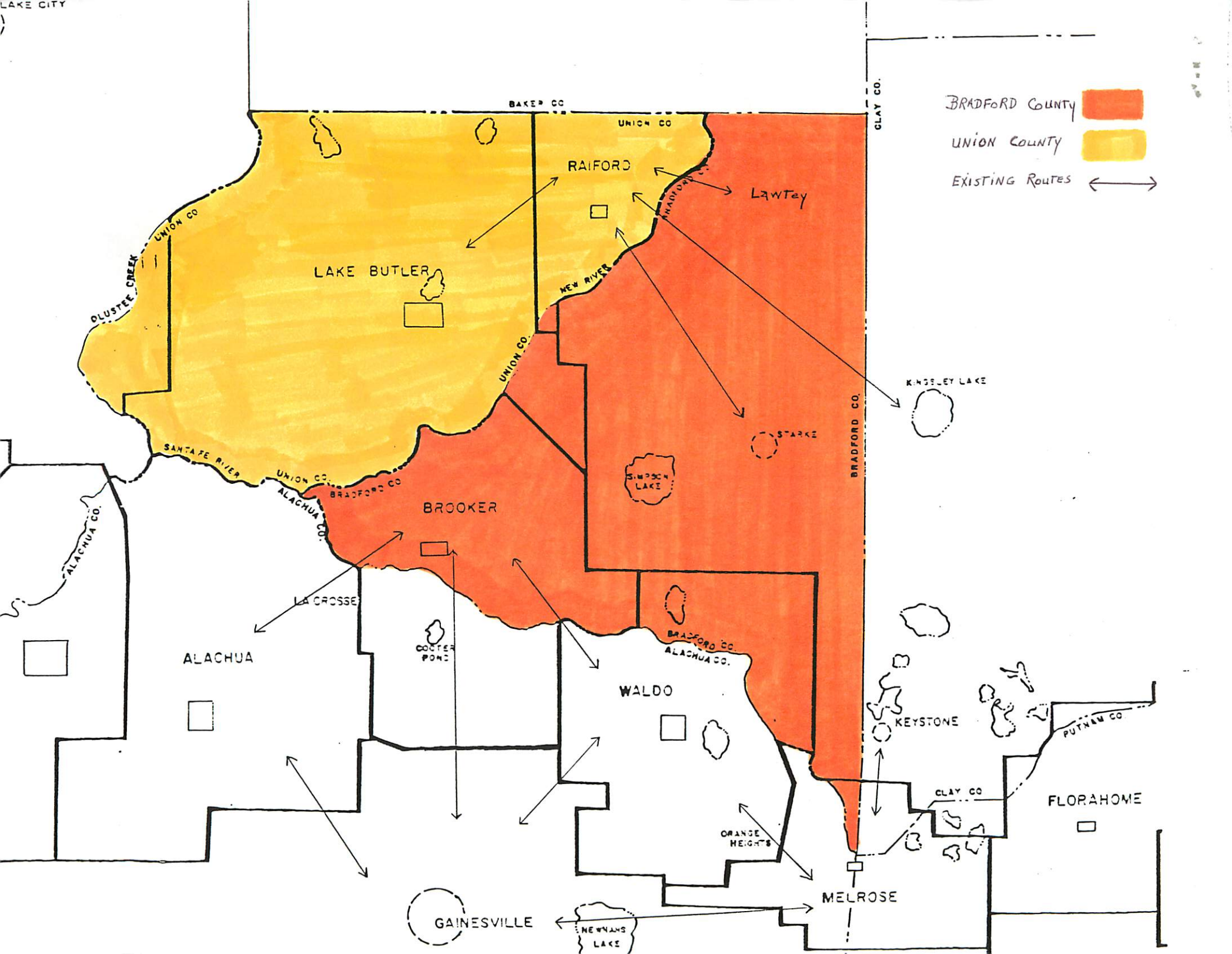
TOTALS

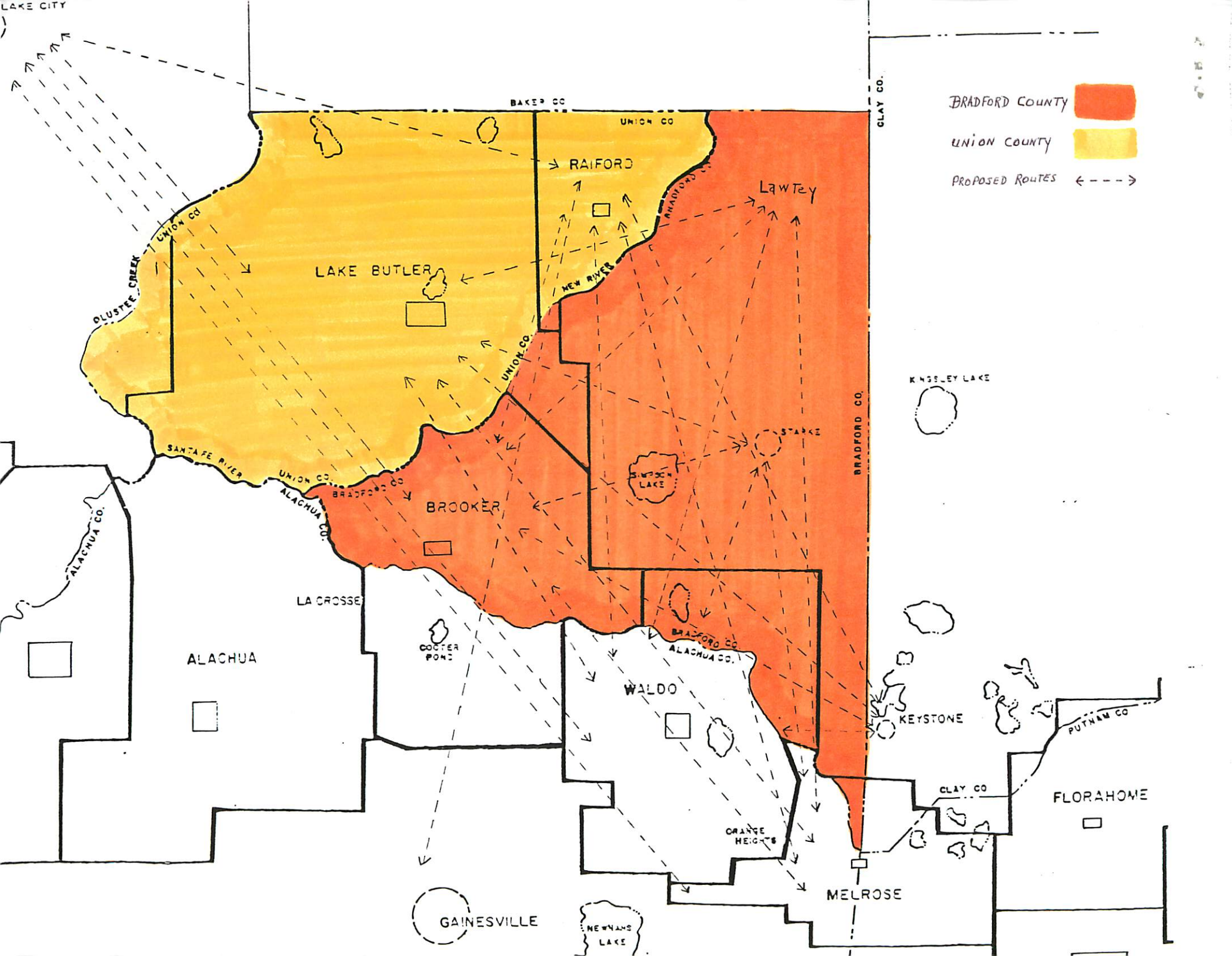
TOTALS

AVERAGE REVENUE PER MESSAGE .45

AVERAGE REVENUE PER MESSAGE .54

AVERAGE REVENUE PER MESSAGE .53





BRADFORD COUNTY
 UNION COUNTY
 PROPOSED ROUTES

BAKER CO.

UNION CO.

CLAY CO.

RAIFORD

LAWLEY

LAKE BUTLER

NEW RIVER

CLUSTEE CREEK

SANTA FE RIVER

KINGSLEY LAKE

SWIFT LAKE

STARKE

BROOKER

LA CROSSE

COOTER POND

BRADFORD CO.
ALACHUA CO.

WALDO

KEYSTONE

PUTNAM CO.

ALACHUA

CLAY CO.

FLORAHOME

ORANGE HEIGHTS

MELROSE

GAINESVILLE

NEWSOMS LAKE