

T

MASON, ERWIN & HORTON, P.A.
ATTORNEYS AT LAW
1311-A PAUL RUSSELL ROAD, SUITE 101
TALLAHASSEE, FLORIDA 32301

ORIGINAL
FILE COPY

Edwin L. Masor
David B. Erwin
Norman H. Horton, Jr.

(904) 878-7138

September 26, 1991

Mr. Steve Tribble, Director
Division of Records and Reporting
Florida Public Service Commission
101 East Gaines Street
Tallahassee, Florida 32399-0850

Dear Mr. Tribble:

910528-TL

Enclosed for filing on behalf of ALLTEL Florida, Inc. please find the following:

1. Request for Specified Confidential Treatment of Traffic Study;
2. Copy of Traffic Study required by Order No. 24717 including the confidential information; and
3. Edited copies of the traffic study.

Your attention to this is appreciated.

Sincerely,

Norman H. Horton, Jr.
Norman H. Horton, Jr.

NHH:tlh
Enclosures

cc: Richard H. Brashear, ALLTEL Florida, Inc.
Harriet Eudy, ALLTEL Florida, Inc.

DOCUMENT NUMBER-DATE
09665 SEP 27 1991
FPSC-RECORDS/REPORTING

BEFORE THE FLORIDA PUBLIC SERVICE COMMISSION

In re: Request by Putnam County Board)
of County Commissioners for Extended) Docket No. 910528-TL
Area Service between the Crescent City,)
Hawthorne, Orange Springs, and Melrose) Filed: 9/27/91
exchanges and the Palatka exchange)
_____)

**ALLTEL FLORIDA, INC.'S REQUEST FOR
SPECIFIED CONFIDENTIAL CLASSIFICATION**

ALLTEL Florida, Inc. (ALLTEL), through its undersigned attorneys, herewith files a Request for Specified Confidential Classification for portions of the traffic studies filed in the captioned docket. As grounds ALLTEL would state:

1. Order No. 24717 issued June 26, 1991, directed ALLTEL to prepare and file traffic studies with respect to EAS for Putnam County. Of the routes included in the study, five (5) are interLATA routes and the usage reflected for these routes is that which ALLTEL bills on behalf of an interexchange carrier (IXC), in this instance AT&T. The traffic studies include information as to toll usage which is of value to AT&T and potential competitors of AT&T since interLATA routes are subject to competition. The disclosure of the toll usage information would benefit potential competitors by identifying high use routes and would adversely affect the interests of AT&T.

DOCUMENT NUMBER-DATE

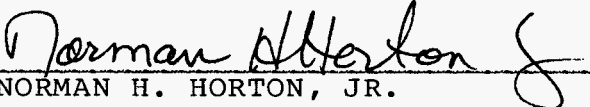
09665 SEP 27 1991

FPSC-RECORDS/REPORTING

2. The interLATA traffic information is also of value to ALLTEL which uses the data in conjunction with its network planning. Without this information ALLTEL would not have the accurate traffic usage data to use in planning its network. The traffic information relative to interLATA routes is now collected and provided pursuant to a nondisclosure agreement with IXC and is not disclosed except pursuant to a protective agreement. Absent such an agreement, the information may not be provided in the future.

3. Edited copies of the traffic study required by Order No. 24717 are attached. One unedited copy of the study with the information highlighted which ALLTEL believes to be confidential is also enclosed. None of this information has been released or disclosed.

For the foregoing reasons, ALLTEL respectfully requests the Florida Public Service Commission to enter its order declaring the described traffic information to be proprietary and confidential.


NORMAN H. HORTON, JR.
Mason, Erwin & Horton, P.A.
1311-A Paul Russell Road
Suite 101
Tallahassee, Florida 32301
(904) 878-7138

CERTIFICATE OF SERVICE


Docket No. 910528-TL

I HEREBY CERTIFY that a copy of the foregoing has been furnished by regular U. S. Mail this 27th day of September, 1991 to the following:

Angela Green
Division of Legal Services
Florida Public Service Commission
101 East Gaines Street
Tallahassee, FL 32399-0850

Michael W. Tye
AT&T Communications of the
Southern States, Inc.
106 East College Avenue
Suite 1410
Tallahassee, FL 32301

Harry M. Lightsey, III
Southern Bell Telephone
and Telegraph Company
c/o Marshall M. Criser, III
150 South Monroe Street
Suite 400
Tallahassee, FL 32301


NORMAN H. HORTON, JR.
Mason, Erwin & Horton, P.A.
1311-A Paul Russell Road
Suite 101
Tallahassee, Florida 32301
(904) 878-7138

ANALYSIS STATEMENT
Docket No. 910528-TL Order No. 24717
Putnam County EAS

All traffic data collected for the calling rate computation for this study is based on the June 1991 billing period. Calling main stations for this study included 1B, 2B, Semi-Public Paystations, PBX Trunks, Key System Lines, Centrex, Customer-Owned Paystations, 1R, and 2R. Calling main totals differ from access line totals. Access line totals include Public Paystations and Special Services (Private Lines, Special Access, FX, and Wats). Totals on both counts exclude test lines and official company lines.

All community of interest factors reported in this study are based on only the usage which ALLTEL bills on behalf of specific interexchange carriers. To the extent other IXC's may be carrying traffic of which we are unaware, the community of interest may be affected. Usage of this type is not available for study by ALLTEL since we do not perform the recording and billing function for all other carriers.

Calling statistics for these routes are as follows:

Combined Business and Residence

Calling Main Stations -	Crescent City	1,998
	Interlachen	3,272
	Melrose	2,491
	Orange Springs	1,430
FX Lines (Closed End)	Crescent City - Palatka	3
Monthly Messages -		
	Crescent City - Palatka	10,914
(Includes FX)	Crescent City - Palatka	13,314
	Melrose - Palatka	
	Orange Springs - Palatka	
	Interlachen - Hawthorne	
	Interlachen - Melrose	
	Melrose - Interlachen	
M/M/Ms -		
	Crescent City - Palatka	5.46
(Includes FX)	Crescent City - Palatka	6.65
	Melrose - Palatka	
	Orange Springs - Palatka	
	Interlachen - Hawthorne	
	Interlachen - Melrose	
	Melrose - Interlachen	

DOCUMENT NUMBER-DATE

09665 SEP 27 1991

FPSC-RECORDS/REPORTING

2 Way M/M/Ms

Interlachen - Melrose

Monthly Toll Revenue -

(Includes FX)

Crescent City - Palatka	\$6221.81
Crescent City - Palatka	6499.66
Melrose - Palatka	
Orange Springs - Palatka	
Interlachen - Hawthorne	
Interlachen - Melrose	
Melrose - Interlachen	

ARPM's -

Crescent City - Palatka	.57
Melrose - Palatka	
Orange Springs - Palatka	
Interlachen - Hawthorne	
Interlachen - Melrose	
Melrose - Interlachen	

% of Customers Making

2 or More Calls Per Month -

Crescent City - Palatka	47.74
Melrose - Palatka	
Orange Springs - Palatka	
Interlachen - Hawthorne	
Interlachen - Melrose	
Melrose - Interlachen	

DDD Toll Message Charges - (Same rate both ways)

	<u>(Day) First</u>	<u>Each Add'l Min</u>
Crescent City - Palatka	\$.28	\$.16
Melrose - Palatka	.2650	.2200
Orange Springs - Palatka	.2650	.1600
Interlachen - Hawthorne	.2650	.1600
Interlachen - Melrose	.2650	.1600

Air Miles

Crescent City - Palatka	17
Melrose - Palatka	26
Orange Springs - Palatka	21
Interlachen - Hawthorne	13
Interlachen - Melrose	13
Melrose - Interlachen	13

The exchanges of Interlachen, Melrose and Orange Springs are presently served by DMS-10 (Northern Telecom) offices and the exchange of Crescent City is a DCO (Stromberg Carlson).

Presently Orange Springs toll traffic is carried via T-carrier thru Citra on copper from Citra via T-carrier on copper thru McIntosh on fiber to Gainesville toll center. Melrose toll is routed to Gainesville over fiber. Crescent City and Interlachen toll is routed over fiber to Palatka.

The communities of interest for the citizens residing in the Crescent City, Melrose, and Orange Springs area for calling to Palatka are St. Johns Community College, Medical Facilities, community service and employment. There is little interdependence between the exchanges of Interlachen and Melrose and Hawthorne.

On the enclosed map the existing EAS routes are shown with solid arrows and the proposed routes are shown with broken arrows.

All toll revenue between Crescent City and Palatka are Intrastate/Intralata. Originating toll revenue is being billed and kept by ALLTEL under the MABC plan for bill and keep of Intralata toll. ALLTEL pays Southern Bell terminating access for termination of these minutes of use.

Toll revenue between the following routes are Intrastate/Interlata and is turned over to AT&T. ALLTEL bills access to AT&T for this usage out of the Intrastate Access Tariff:

- Melrose - Palatka
- Orange Springs - Palatka
- Interlachen - Hawthorne
- Interlachen - Melrose
- Melrose - Interlachen

The following station classification data reflects the total number of access lines for Crescent City, Interlachen, Melrose and Orange Springs as of June 1991.

	<u>Crescent City</u>	<u>Interlachen</u>	<u>Melrose</u>	<u>Orange Springs</u>
1B	260	176	153	51
2B	2	0	1	0
Centrex	0	0	10	0
Semi-Pub Paystations	5	5	5	0
Public Paystations	3	2	2	1
Cust Owned Paystations	10	12	6	2
PBX Trunks	13	0	0	0
Key System Lines	99	40	33	12
1R	1510	2938	2134	1203
2R	99	96	149	164
FX	3	5	15	0
Private Lines	66	8	5	2
WATS	0	0	0	0
TOTALS	2070	3282	2513	1435

The NNX's that can be accessed via EAS today are as follows:

Crescent City (698)	Pierson	-749								
	Pomona Park	-649								
	Welaka	-467								
Interlachen (684)	Florahome	-659,	661							
	Palatka	-325,	328,	329						
Melrose (475)	Gainesville	-331,	332,	333,	334,	335,	336,			
		338,	370,	371,	372,	373,	374,			
		375,	376,	377,	378,	392,	395,			
		491,	538,	665						
	Hawthorne	-481								
	Keystone Heights	-473								
	Waldo	-468								
Orange Springs (546)	Belleview	-245,	347							
	Citra	-595								
	McIntosh	-591								
	Ocala	-237,	351,	368,	620,	622,	624,			
		625,	629,	694,	732,	843,	854,			
		867,	873							
	Oklawaha	-288								
	Salt Springs	-685								
Silver Springs	-236									
	Silver Spg Shores	-687								

047-ALLTEL FLORIDA, INC.
 FLORIDA
 MONTHLY MESSAGES AND CALLING RATE PER MAIN STATION
 DOCKET NO. 910528 ORDER NO. 24717

NOT INCLUDING FX'S

STUDY ROUTE		MONTHLY MESSAGES						CALLING RATE PER MAIN STATION PER MONTH						COMBINED
		RESIDENCE		BUSINESS		COMBINED		RESIDENCE		BUSINESS		COMBINED		
A	B	A to B	B to A	A to B	B to A	A to B	B to A	A to B	B to A	A to B	B to A	A to B	B to A	TWO-WAY
Crescent City	Palatka	7,804	N/A	3,110	N/A	10,914	N/A	4.85	N/A	7.99	N/A	5.46	N/A	N/A
Melrose	Palatka													
Orange Springs	Palatka													
Interlachen	Hawthorne													
Interlachen	Melrose													

N/A Not Available

Source: Call Distribution Studies - Billing Period: June 1991

Access Lines

	<u>Crescent City</u>	<u>Interlachen</u>	<u>Melrose</u>	<u>Orange Springs</u>
Business	389	238	208	65
Residence	1,609	3,034	2,283	1,365
Combined	<u>2,001</u>	<u>3,272</u>	<u>2,491</u>	<u>1,430</u>

The following routes are intraLATA:

Crescent City - Palatka

The following routes are interLATA:

Melrose - Palatka
 Orange Springs - Palatka
 Interlachen - Hawthorne
 Interlachen - Melrose
 Melrose - Interlachen

047-ALLTEL FLORIDA, INC.
 FLORIDA
 MONTHLY MESSAGES AND CALLING RATE PER MAIN STATION
 DOCKET NO. 910528 ORDER NO. 24717

INCLUDING FX'S

STUDY ROUTE		MONTHLY MESSAGES						CALLING RATE PER MAIN STATION PER MONTH						COMBINED
		RESIDENCE		BUSINESS		COMBINED		RESIDENCE		BUSINESS		COMBINED		
A	B	A to B	B to A	A to B	B to A	A to B	B to A	A to B	B to A	A to B	B to A	A to B	B to A	TWO-WAY
Crescent City	Palatka	7,804	N/A	5,510	N/A	13,314	N/A	4.85	N/A	3.42	N/A	6.65	N/A	N/A
Melrose	Palatka													
Orange Springs	Palatka													
Interlachen	Hawthorne													
Interlachen	Melrose													

N/A Not Available

Source: Call Distribution Studies - Billing Period: June 1991

Access Lines

	<u>Crescent City</u>	<u>Interlachen</u>	<u>Melrose</u>	<u>Orange Springs</u>
Business	389	238	208	65
Residence	1,609	3,034	2,283	1,365
FX	3	-	-	-
Combined	2,001	3,272	2,491	1,430

Assume 800 Messages/FX/Month

The following routes are intraLATA:

Crescent City - Palatka

The following routes are interLATA:

Melrose - Palatka
 Orange Springs - Palatka
 Interlachen - Hawthorne
 Interlachen - Melrose
 Melrose - Interlachen

047-ALLTEL FLORIDA, INC.
 EXTENDED AREA SERVICE STUDY
 CRESCENT CITY - PALATKA

BUSINESS

RESIDENCE

COMBINED

SCHEDULE OF DISTRIBUTION OF CALLS

SCHEDULE OF DISTRIBUTION OF CALLS

SCHEDULE OF DISTRIBUTION OF CALLS

NUMBER OF CALLS	CALLING MAIN STATIONS	ACCUMULATED MAIN STATIONS	PERCENT TO ACCUMULATED STATIONS	NUMBER OF CALLS	CALLING MAIN STATIONS	ACCUMULATED MAIN STATIONS	PERCENT TO ACCUMULATED STATIONS	NUMBER OF CALLS	CALLING MAIN STATIONS	ACCUMULATED MAIN STATIONS	PERCENT TO ACCUMULATED STATIONS
26 or more	29	29	7.45	26 or more	58	58	3.60	26 or more	87	87	4.35
25		29	7.45	25	7	65	4.04	25	7	94	4.70
24	2	31	7.96	24	6	71	4.41	24	8	102	5.10
23	1	32	8.22	23	7	78	4.84	23	8	110	5.50
22	1	33	8.48	22	4	82	5.09	22	5	115	5.75
21	3	36	9.25	21	5	87	5.40	21	8	123	6.15
20	4	40	10.28	20	2	89	5.53	20	6	129	6.45
19	3	43	11.05	19	6	95	5.90	19	9	138	6.90
18	1	44	11.31	18	9	104	6.46	18	10	148	7.40
17	4	48	12.33	17	8	112	6.96	17	12	160	8.00
16		48	12.33	16	16	128	7.95	16	16	176	8.80
15	3	51	13.11	15	18	146	9.07	15	21	197	9.86
14	4	55	14.13	14	16	162	10.06	14	20	217	10.86
13	8	63	16.19	13	19	181	11.24	13	27	244	12.21
12	5	68	17.48	12	18	199	12.36	12	23	267	13.36
11	5	73	18.76	11	17	216	13.42	11	22	289	14.46
10	4	77	19.79	10	25	241	14.97	10	29	318	15.91
9	6	83	21.33	9	41	282	17.52	9	47	365	18.26
8	3	86	22.10	8	30	312	19.39	8	33	398	19.92
7	8	94	24.16	7	49	361	22.43	7	57	455	22.77
6	6	100	25.70	6	56	417	25.91	6	62	517	25.87
5	7	107	27.50	5	66	483	30.01	5	73	590	29.53
4	18	125	32.13	4	82	565	35.11	4	100	690	34.53
3	12	137	35.21	3	78	643	39.96	3	90	780	39.03
2	13	150	38.56	2	161	804	49.96	2	174	954	47.74
1	22	172	44.21	1	198	1,002	62.27	1	220	1,174	58.75
0	217	389	100.00	0	607	1,609	100.00	0	824	1,998	100.00

TOTALS 389 389
 AVERAGE REVENUE PER MESSAGE .56

TOTALS 1,609 1,609
 AVERAGE REVENUE PER MESSAGE .57

TOTALS 1,998 1,998
 AVERAGE REVENUE PER MESSAGE .57

047-ALLTEL FLORIDA, INC.
 EXTENDED AREA SERVICE STUDY
 MELROSE - PALATKA

BUSINESS

RESIDENCE

COMBINED

SCHEDULE OF DISTRIBUTION OF CALLS

SCHEDULE OF DISTRIBUTION OF CALLS

SCHEDULE OF DISTRIBUTION OF CALLS

NUMBER OF CALLS CALLING MAIN STATIONS ACCUMULATED MAIN STATIONS PERCENT TO ACCUMULATED STATIONS

NUMBER OF CALLS CALLING MAIN STATIONS ACCUMULATED MAIN STATIONS PERCENT TO ACCUMULATED STATIONS

NUMBER OF CALLS CALLING MAIN STATIONS ACCUMULATED MAIN STATIONS PERCENT TO ACCUMULATED STATIONS

26 or more
 25
 24
 23
 22
 21
 20
 19
 18
 17
 16
 15
 14
 13
 12
 11
 10
 9
 8
 7
 6
 5
 4
 3
 2
 1
 0

26 or more
 25
 24
 23
 22
 21
 20
 19
 18
 17
 16
 15
 14
 13
 12
 11
 10
 9
 8
 7
 6
 5
 4
 3
 2
 1
 0

26 or more
 25
 24
 23
 22
 21
 20
 19
 18
 17
 16
 15
 14
 13
 12
 11
 10
 9
 8
 7
 6
 5
 4
 3
 2
 1
 0

TOTALS

TOTALS

TOTALS

AVERAGE REVENUE PER MESSAGE

AVERAGE REVENUE PER MESSAGE

AVERAGE REVENUE PER MESSAGE

047-ALYTEL FLORIDA, INC.
 EXTENDED AREA SERVICE STUDY
 ORANGE SPRINGS - PALATKA

BUSINESS

RESIDENCE

COMBINED

SCHEDULE OF DISTRIBUTION OF CALLS

SCHEDULE OF DISTRIBUTION OF CALLS

SCHEDULE OF DISTRIBUTION OF CALLS

NUMBER OF CALLS	CALLING MAIN STATIONS	ACCUMULATED MAIN STATIONS	PERCENT TO ACCUMULATED STATIONS	NUMBER OF CALLS	CALLING MAIN STATIONS	ACCUMULATED MAIN STATIONS	PERCENT TO ACCUMULATED STATIONS	NUMBER OF CALLS	CALLING MAIN STATIONS	ACCUMULATED MAIN STATIONS	PERCENT TO ACCUMULATED STATIONS
26 or more				26 or more				26 or more			
25				25				25			
24				24				24			
23				23				23			
22				22				22			
21				21				21			
20				20				20			
19				19				19			
18				18				18			
17				17				17			
16				16				16			
15				15				15			
14				14				14			
13				13				13			
12				12				12			
11				11				11			
10				10				10			
9				9				9			
8				8				8			
7				7				7			
6				6				6			
5				5				5			
4				4				4			
3				3				3			
2				2				2			
1				1				1			
0				0				0			
TOTALS				TOTALS				TOTALS			
AVERAGE REVENUE PER MESSAGE				AVERAGE REVENUE PER MESSAGE				AVERAGE REVENUE PER MESSAGE			

047-ALTEL FLORIDA, INC.
 EXTENDED AREA SERVICE STUDY
 INTERLACHEN - HAWTHORNE

BUSINESS

RESIDENCE

COMBINED

SCHEDULE OF DISTRIBUTION OF CALLS

SCHEDULE OF DISTRIBUTION OF CALLS

SCHEDULE OF DISTRIBUTION OF CALLS

NUMBER OF CALLS	CALLING MAIN STATIONS	ACCUMULATED MAIN STATIONS	PERCENT TO ACCUMULATED STATIONS
-----------------	-----------------------	---------------------------	---------------------------------

NUMBER OF CALLS	CALLING MAIN STATIONS	ACCUMULATED MAIN STATIONS	PERCENT TO ACCUMULATED STATIONS
-----------------	-----------------------	---------------------------	---------------------------------

NUMBER OF CALLS	CALLING MAIN STATIONS	ACCUMULATED MAIN STATIONS	PERCENT TO ACCUMULATED STATIONS
-----------------	-----------------------	---------------------------	---------------------------------

26 or more

26 or more

26 or more

25
24
23
22
21
20
19
18
17
16
15
14
13
12
11
10
9
8
7
6
5
4
3
2
1
0

25
24
23
22
21
20
19
18
17
16
15
14
13
12
11
10
9
8
7
6
5
4
3
2
1
0

25
24
23
22
21
20
19
18
17
16
15
14
13
12
11
10
9
8
7
6
5
4
3
2
1
0

TOTALS

TOTALS

TOTALS

AVERAGE REVENUE PER MESSAGE

AVERAGE REVENUE PER MESSAGE

AVERAGE REVENUE PER MESSAGE

047-ALTEL FLORIDA, INC.
 EXTENDED AREA SERVICE STUDY
 INTERLACHEN - MELROSE

BUSINESS

RESIDENCE

COMBINED

SCHEDULE OF DISTRIBUTION OF CALLS

SCHEDULE OF DISTRIBUTION OF CALLS

SCHEDULE OF DISTRIBUTION OF CALLS

NUMBER OF CALLS	CALLING MAIN STATIONS	ACCUMULATED MAIN STATIONS	PERCENT TO ACCUMULATED STATIONS	NUMBER OF CALLS	CALLING MAIN STATIONS	ACCUMULATED MAIN STATIONS	PERCENT TO ACCUMULATED STATIONS	NUMBER OF CALLS	CALLING MAIN STATIONS	ACCUMULATED MAIN STATIONS	PERCENT TO ACCUMULATED STATIONS
26 or more				26 or more				26 or more			
25				25				25			
24				24				24			
23				23				23			
22				22				22			
21				21				21			
20				20				20			
19				19				19			
18				18				18			
17				17				17			
16				16				16			
15				15				15			
14				14				14			
13				13				13			
12				12				12			
11				11				11			
10				10				10			
9				9				9			
8				8				8			
7				7				7			
6				6				6			
5				5				5			
4				4				4			
3				3				3			
2				2				2			
1				1				1			
0				0				0			
TOTALS				TOTALS				TOTALS			
AVERAGE REVENUE PER MESSAGE				AVERAGE REVENUE PER MESSAGE				AVERAGE REVENUE PER MESSAGE			

047-ALTEL FLORIDA, INC.
 EXTENDED AREA SERVICE STUDY
 MELROSE - INTERLACHEN

BUSINESS

RESIDENCE

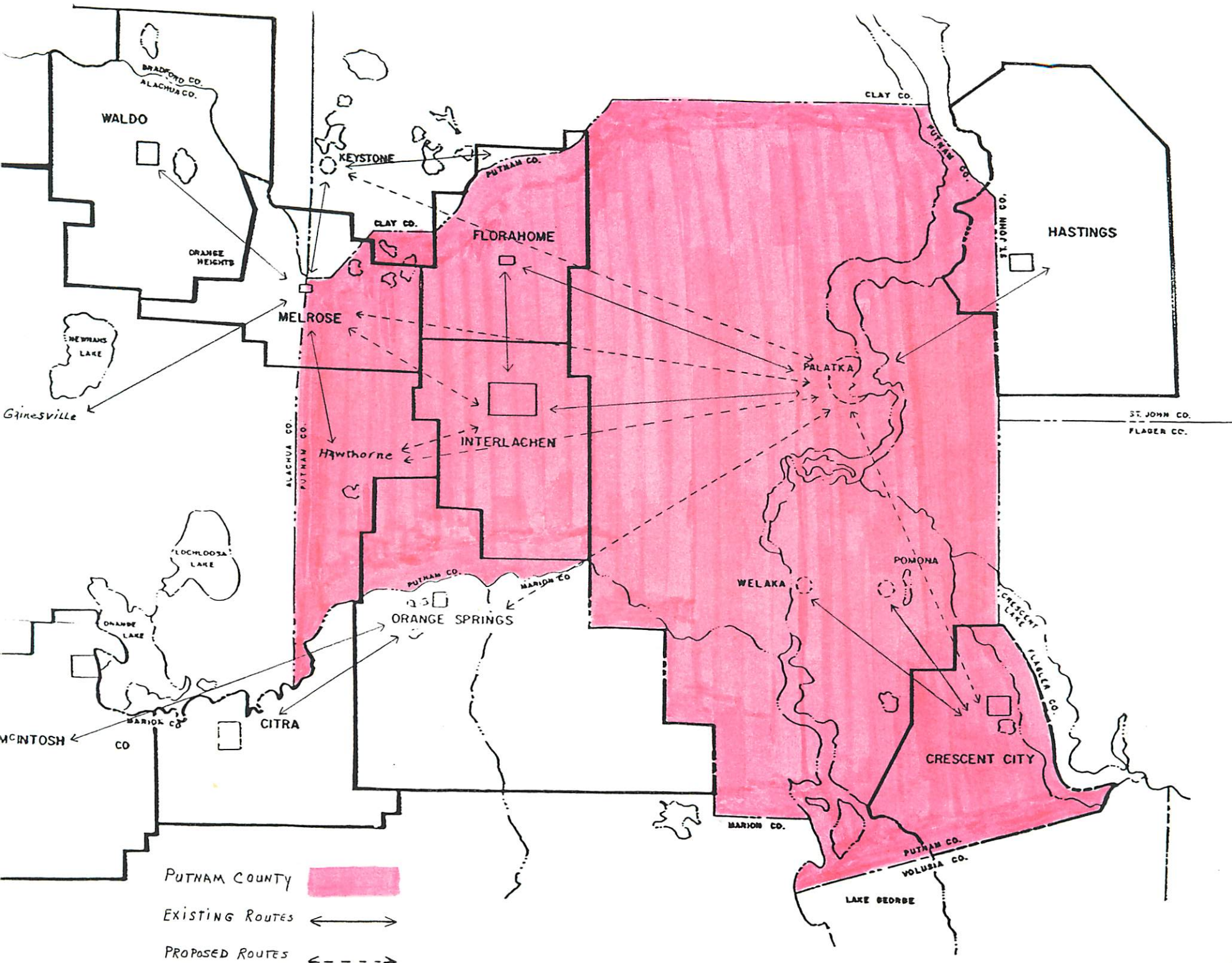
COMBINED

SCHEDULE OF DISTRIBUTION OF CALLS

SCHEDULE OF DISTRIBUTION OF CALLS

SCHEDULE OF DISTRIBUTION OF CALLS

BUSINESS				RESIDENCE				COMBINED			
SCHEDULE OF DISTRIBUTION OF CALLS				SCHEDULE OF DISTRIBUTION OF CALLS				SCHEDULE OF DISTRIBUTION OF CALLS			
NUMBER OF CALLS	CALLING MAIN STATIONS	ACCUMULATED MAIN STATIONS	PERCENT TO ACCUMULATED STATIONS	NUMBER OF CALLS	CALLING MAIN STATIONS	ACCUMULATED MAIN STATIONS	PERCENT TO ACCUMULATED STATIONS	NUMBER OF CALLS	CALLING MAIN STATIONS	ACCUMULATED MAIN STATIONS	PERCENT TO ACCUMULATED STATIONS
26 or more				26 or more				26 or more			
25				25				25			
24				24				24			
23				23				23			
22				22				22			
21				21				21			
20				20				20			
19				19				19			
18				18				18			
17				17				17			
16				16				16			
15				15				15			
14				14				14			
13				13				13			
12				12				12			
11				11				11			
10				10				10			
9				9				9			
8				8				8			
7				7				7			
6				6				6			
5				5				5			
4				4				4			
3				3				3			
2				2				2			
1				1				1			
0				0				0			
TOTALS				TOTALS				TOTALS			
AVERAGE REVENUE PER MESSAGE				AVERAGE REVENUE PER MESSAGE				AVERAGE REVENUE PER MESSAGE			



ANALYSIS STATEMENT
Docket No. 910528 Order No. 24717
Putnam County EAS
POCKET

All traffic data collected for the one-way calling rate computation for this study is based on the June 1991 billing period. Calling main stations for this study included 1B, 2B, Semi-Public Paystations, PBX Trunks, Key System Lines, Centrex, Customer-Owned Paystations, 1R, and 2R. Calling main totals differ from access line totals. Access line totals include Public Paystations and Special Services (Private Lines, Special Access, FX, and Wats). Totals on both counts exclude test lines and official company lines.

Pocket studies can only reflect calling volumes for pocket areas within the originating exchange to another NXX in its entirety. Studies of pocket areas to other pocket areas is not available within our data systems at this time.

Calling statistics for the one-way Melrose (pocket) to Palatka, and the Orange Springs (pocket) to Palatka are as follows:

Combined Business and Residence

	<u>Melrose</u>	<u>Orange Springs</u>
Calling Main Stations -		
Monthly Messages -		
Melrose - Palatka		
Orange Springs - Palatka		
M/M/Ms -		
Melrose - Palatka		
Orange Springs - Palatka		
Monthly Toll Revenue -		
Melrose - Palatka		
Orange Springs - Palatka		
ARPM's -		
Melrose - Palatka		
Orange Springs - Palatka		
% of Customers Making		
2 or More Calls Per Month -		
Melrose - Palatka		
Orange Springs - Palatka		

047-ALLTEL FLORIDA, INC.
 FLORIDA
 MONTHLY MESSAGES AND CALLING RATE PER MAIN STATION
 DOCKET NO. 910528, ORDER NO. 24717
 POCKET

NOT INCLUDING FX'S

STUDY ROUTE		MONTHLY MESSAGES						CALLING RATE PER MAIN STATION PER MONTH					
		RESIDENCE		BUSINESS		COMBINED		RESIDENCE		BUSINESS		COMBINED	
A	B	A to B	B to A	A to B	B to A	A to B	B to A	A to B	B to A	A to B	B to A	A to B	B to A
Melrose	Palatka												
Orange Springs	Palatka												

N/A Not Available

Source: Call Distribution Studies - Billing Period: June 1991

Access Lines

	<u>Melrose</u>	<u>Orange Springs</u>
Business	119	9
Residence	<u>900</u>	<u>223</u>
Combined	1,019	232

The following routes are interLATA:

- Melrose - Palatka
- Orange Springs - Palatka

047-ALLTEL FLORIDA, INC.
 EXTENDED AREA SERVICE STUDY
 MELROSE - PALATKA
 POCKET
 RESIDENCE

BUSINESS

COMBINED

SCHEDULE OF DISTRIBUTION OF CALLS

SCHEDULE OF DISTRIBUTION OF CALLS

SCHEDULE OF DISTRIBUTION OF CALLS

NUMBER OF CALLS	CALLING MAIN STATIONS	ACCUMULATED MAIN STATIONS	PERCENT TO ACCUMULATED STATIONS
-----------------	-----------------------	---------------------------	---------------------------------

NUMBER OF CALLS	CALLING MAIN STATIONS	ACCUMULATED MAIN STATIONS	PERCENT TO ACCUMULATED STATIONS
-----------------	-----------------------	---------------------------	---------------------------------

NUMBER OF CALLS	CALLING MAIN STATIONS	ACCUMULATED MAIN STATIONS	PERCENT TO ACCUMULATED STATIONS
-----------------	-----------------------	---------------------------	---------------------------------

26 or more
 25
 24
 23
 22
 21
 20
 19
 18
 17
 16
 15
 14
 13
 12
 11
 10
 9
 8
 7
 6
 5
 4
 3
 2
 1
 0

26 or more
 25
 24
 23
 22
 21
 20
 19
 18
 17
 16
 15
 14
 13
 12
 11
 10
 9
 8
 7
 6
 5
 4
 3
 2
 1
 0

26 or more
 25
 24
 23
 22
 21
 20
 19
 18
 17
 16
 15
 14
 13
 12
 11
 10
 9
 8
 7
 6
 5
 4
 3
 2
 1
 0

TOTALS

TOTALS

TOTALS

AVERAGE REVENUE PER MESSAGE

AVERAGE REVENUE PER MESSAGE

AVERAGE REVENUE PER MESSAGE

047-ALLTEL FLORIDA, INC.
 EXTENDED AREA SERVICE STUDY
 ORANGE SPRINGS - PALATKA
 POCKET
 RESIDENCE

BUSINESS

COMBINED

SCHEDULE OF DISTRIBUTION OF CALLS

SCHEDULE OF DISTRIBUTION OF CALLS

SCHEDULE OF DISTRIBUTION OF CALLS

NUMBER OF CALLS	CALLING MAIN STATIONS	ACCUMULATED MAIN STATIONS	PERCENT TO ACCUMULATED STATIONS
-----------------	-----------------------	---------------------------	---------------------------------

NUMBER OF CALLS	CALLING MAIN STATIONS	ACCUMULATED MAIN STATIONS	PERCENT TO ACCUMULATED STATIONS
-----------------	-----------------------	---------------------------	---------------------------------

NUMBER OF CALLS	CALLING MAIN STATIONS	ACCUMULATED MAIN STATIONS	PERCENT TO ACCUMULATED STATIONS
-----------------	-----------------------	---------------------------	---------------------------------

26 or more
 25
 24
 23
 22
 21
 20
 19
 18
 17
 16
 15
 14
 13
 12
 11
 10
 9
 8
 7
 6
 5
 4
 3
 2
 1
 0

26 or more
 25
 24
 23
 22
 21
 20
 19
 18
 17
 16
 15
 14
 13
 12
 11
 10
 9
 8
 7
 6
 5
 4
 3
 2
 1
 0

26 or more
 25
 24
 23
 22
 21
 20
 19
 18
 17
 16
 15
 14
 13
 12
 11
 10
 9
 8
 7
 6
 5
 4
 3
 2
 1
 0

TOTALS

TOTALS

TOTALS

AVERAGE REVENUE PER MESSAGE

AVERAGE REVENUE PER MESSAGE

AVERAGE REVENUE PER MESSAGE