

SCANNED

ATTACHMENT C

Florida Power Corporation
Docket No. 940001-EI

Request for Specified Confidential Treatment

990001
DECLASSIFIED

423 Forms for December, 1993

CONFIDENTIAL COPY

(confidential information denoted with shading)

DOCUMENT NUMBER-DATE

01677 FEB 21 83

FPSC-RECORDS/REPORTING

MONTHLY REPORT OF COST AND QUALITY OF FUEL OIL FOR ELECTRIC PLANTS
 DETAIL OF INVOICE AND TRANSPORTATION CHARGES

1. REPORTING MONTH: Dec-93

3. NAME, TITLE & TELEPHONE NUMBER OF CONTACT PERSON CONCERNING DATA
 SUBMITTED ON THIS FORM: N. L. HOLDSTEIN, SUPERVISOR (813) 866-4822

2. REPORTING COMPANY: FLORIDA POWER CORPORATION

4. SIGNATURE OF OFFICIAL SUBMITTING REPORT: 
JOHN SCARDINO, JR., VICE PRESIDENT AND CONTROLLER

5. DATE COMPLETED: 02/10/94

| LINE NO. (a) | PLANT NAME (b) | SUPPLIER NAME (c) | DELIVERY LOCATION (d) | DELIVERY DATE (e) | TYPE OIL (f) | VOLUME (Bbls) (g) | INVOICE PRICE (\$/Bbl) (h) | INVOICE AMOUNT (\$) (i) | DISCOUNT (\$) (j) | NET AMOUNT (\$) (k) | NET PRICE (\$/Bbl) (l) | QUALITY ADJUST (\$/Bbl) (m) | EFFECTIVE PURCHASE PRICE (\$/Bbl) (n) | TRANSPORT TO TERMINAL (\$/Bbl) (o) | ADDITIONAL TRANSPORT CHARGES (\$/Bbl) (p) | OTHER CHARGES (\$/Bbl) (q) | DELIVERED PRICE (\$/Bbl) (r) |
|-----------------|----------------------------|-------------------------|--------------------------|----------------------|-----------------|----------------------|-------------------------------|----------------------------|----------------------|------------------------|---------------------------|--------------------------------|--|---------------------------------------|--|-------------------------------|---------------------------------|
| 1 | ANCLOTE | BP OIL COMPANY | FOB PLANT | 12/93 | F02 | 5,676 | \$19.6951 | \$111,789.55 | \$0.0000 | \$111,789.55 | \$19.6951 | \$0.0000 | \$19.6951 | \$0.0000 | \$0.6720 | \$0.8698 | \$21.2369 |
| 2 | AVON PARK PEAKERS | NO DELIVERIES | | | | | | | | | | | | | | | |
| 3 | BARTOW | BP OIL COMPANY | FOB PLANT | 12/93 | F02 | 171 | \$21.7486 | \$3,719.01 | \$0.0000 | \$3,719.01 | \$21.7486 | \$0.0000 | \$21.7486 | \$0.0000 | \$0.5032 | \$0.8684 | \$23.1201 |
| 4 | BARTOW NORTH FUEL TERMINAL | ENJET INC. | FOB TERMINAL | 12/93 | F06 | 105,644 | \$9.3590 | \$988,722.58 | \$0.0000 | \$988,722.58 | \$9.3590 | \$0.0000 | \$9.3590 | \$0.0000 | \$0.0000 | \$0.0700 | \$9.4290 |
| 5 | BARTOW NORTH FUEL TERMINAL | ENJET INC. | FOB TERMINAL | 12/93 | F06 | 299,910 | \$9.8531 | \$2,955,046.50 | \$0.0000 | \$2,955,046.50 | \$9.8531 | \$0.0000 | \$9.8531 | \$0.0000 | \$0.0000 | \$0.0700 | \$9.9231 |
| 6 | BARTOW PEAKERS | NO DELIVERIES | | | | | | | | | | | | | | | |
| 7 | BARTOW SOUTH FUEL TERMINAL | COASTAL FUELS MARKETING | FOB TERMINAL | 12/93 | F06 | 214,041 | \$11.8370 | \$2,533,607.56 | \$0.0000 | \$2,533,607.56 | \$11.8370 | \$0.0000 | \$11.8370 | \$0.0000 | \$0.0000 | \$0.0700 | \$11.9070 |
| 8 | BARTOW SOUTH FUEL TERMINAL | ENJET INC. | FOB TERMINAL | 12/93 | F06 | 16,713 | \$9.9098 | \$165,623.06 | \$0.0000 | \$165,623.06 | \$9.9098 | \$0.0000 | \$9.9098 | \$0.0000 | \$0.0000 | \$0.0700 | \$9.9798 |
| 9 | BARTOW SOUTH FUEL TERMINAL | ENJET INC. | FOB TERMINAL | 12/93 | F06 | 23,090 | \$12.0350 | \$277,888.75 | \$0.0000 | \$277,888.75 | \$12.0350 | \$0.0000 | \$12.0350 | \$0.0000 | \$0.0000 | \$0.0700 | \$12.1050 |
| 10 | BARTOW SOUTH FUEL TERMINAL | ENJET INC. | FOB TERMINAL | 12/93 | F06 | 34,931 | \$9.4530 | \$330,201.61 | \$0.0000 | \$330,201.61 | \$9.4530 | \$0.0000 | \$9.4530 | \$0.0000 | \$0.0000 | \$0.0700 | \$9.5230 |
| 11 | BARTOW SOUTH FUEL TERMINAL | PHIBRO ENERGY INC | FOB TERMINAL | 12/93 | F06 | 111,154 | \$11.3850 | \$1,265,488.52 | \$0.0000 | \$1,265,488.52 | \$11.3850 | \$0.0000 | \$11.3850 | \$0.0000 | \$0.0000 | \$0.0700 | \$11.4550 |
| 12 | BAYBORO PEAKERS | NO DELIVERIES | | | | | | | | | | | | | | | |
| 13 | CRYSTAL RIVER NORTH | BP OIL COMPANY | FOB PLANT | 12/93 | F02 | 2,754 | \$19.9943 | \$55,064.35 | \$0.0000 | \$55,064.35 | \$19.9943 | \$0.0000 | \$19.9943 | \$0.0000 | \$1.1715 | \$0.8696 | \$22.0354 |
| 14 | CRYSTAL RIVER SOUTH | BP OIL COMPANY | FOB PLANT | 12/93 | F02 | 5,171 | \$19.3882 | \$100,256.51 | \$0.0000 | \$100,256.51 | \$19.3882 | \$0.0000 | \$19.3882 | \$0.0000 | \$1.1724 | \$0.8702 | \$21.4308 |
| 15 | DEBARY PEAKERS | COASTAL FUELS MARKETING | FOB PLANT | 12/93 | F02 | 16,994 | \$20.0324 | \$340,430.35 | \$0.0000 | \$340,430.35 | \$20.0324 | \$0.0000 | \$20.0324 | \$0.0000 | \$0.0000 | \$0.8702 | \$20.9026 |
| 16 | HIGGINS STEAM PLANT | COASTAL FUELS MARKETING | FOB PLANT | 12/93 | F06 | 22,954 | \$11.8982 | \$273,110.83 | \$0.0000 | \$273,110.83 | \$11.8982 | \$0.0000 | \$11.8982 | \$0.0000 | \$0.4310 | \$0.0700 | \$12.3992 |
| 17 | HIGGINS PEAKERS | NO DELIVERIES | | | | | | | | | | | | | | | |
| 18 | INTERCESSION CITY PEAKERS | BP OIL COMPANY | FOB PLANT | 12/93 | F02 | 14,836 | \$18.5683 | \$275,480.03 | \$0.0000 | \$275,480.03 | \$18.5683 | \$0.0000 | \$18.5683 | \$0.0000 | \$0.8022 | \$0.8698 | \$20.2403 |


MONTHLY REPORT OF COST AND QUALITY OF COAL FOR ELECTRIC PLANTS
ORIGIN, TONNAGE, DELIVERED PRICE AND AS RECEIVED QUALITY

- 1. Report for: Mo. December Yr. 1993
- 2. Reporting Company: Florida Power Corporation
- 3. Plant Name: Transfer Facility IMT

**SPECIFIED
CONFIDENTIAL**

4. Name, Title and Telephone Number of Contact
Person Concerning Data Submitted on this Form
Delmar J. Clark Jr., Financial Analyst - Regulatory
(813) 824-6491

5. Signature of Official Submitting Report


Delmar J. Clark Jr., Financial Analyst - Regulatory

6. Date Completed: February 10, 1994

| Line No. | Supplier Name | Mine Location | Purchase Type | Transportation Mode | Tons | Effective Purchase Price (\$/Ton) | Total Transportation Cost (\$/Ton) | F.O.B. Plant Price (\$/Ton) | As Received Coal Quality | | | |
|----------|--------------------------|---------------|---------------|---------------------|--------|-----------------------------------|------------------------------------|-----------------------------|--------------------------|----------------------|-----------------|----------------------|
| | | | | | | | | | Percent Sulfur (%) | Btu Content (Btu/lb) | Percent Ash (%) | Percent Moisture (%) |
| (a) | (b) | (c) | (d) | (e) | (f) | (g) | (h) | (i) | (j) | (k) | (l) | (m) |
| 1. | A. T. Massey Coal Co. | 08, Wv, 005 | LTC | TR&B | 21,279 | \$26.95 | \$15.65 | \$42.60 | 0.69 | 12,540 | 9.52 | 6.40 |
| 2. | A. T. Massey Coal Co. | 08, Wv, 011 | LTC | B | 20,224 | \$26.95 | \$15.65 | \$42.60 | 0.69 | 12,540 | 9.52 | 6.40 |
| 3. | A. T. Massey Coal Co. | 08, Ky, 159 | LTC | TR&B | 5,303 | \$26.95 | \$15.65 | \$42.60 | 0.69 | 12,540 | 9.52 | 6.40 |
| 4. | A. T. Massey Coal Co. | 08, Ky, 159 | LTC | TR&B | 1,791 | \$26.95 | \$15.65 | \$42.60 | 1.10 | 12,612 | 7.18 | 8.81 |
| 5. | Consolidation Coal Sales | 08, Ky, 119 | LTC | TR&B | 6,691 | \$24.13 | \$15.65 | \$39.78 | 0.95 | 12,161 | 8.89 | 7.91 |
| 6. | Franklin Coal Sales | 08, Ky, 195 | LTC | RB | 8,633 | \$26.42 | \$15.65 | \$42.07 | 0.67 | 12,963 | 7.65 | 7.19 |
| 7. | Pen Coal Co. | 08, Ky, 019 | LTC | B | 8,420 | \$28.72 | \$15.65 | \$44.37 | 0.95 | 12,509 | 10.22 | 6.01 |

MONTHLY REPORT OF COST AND QUALITY OF COAL FOR ELECTRIC PLANTS
ORIGIN, TONNAGE, DELIVERED PRICE AND AS RECEIVED QUALITY

- 1. Report for: Mo. December Yr. 1993
- 2. Reporting Company: Florida Power Corporation
- 3. Plant Name: Crystal River 1 & 2

**SPECIFIED
CONFIDENTIAL**

4. Name, Title and Telephone Number of Contact
Person Concerning Data Submitted on this Form
Delmar J. Clark Jr., Financial Analyst - Regulatory
(813) 824-6491

5. Signature of Official Submitting Report


Delmar J. Clark Jr., Financial Analyst - Regulatory

6. Date Completed: February 10, 1994

| Line No. | Supplier Name | Mine Location | Purchase Type | Transportation Mode | Tons | Effective Purchase Price (\$/Ton) | Total Transportation Cost (\$/Ton) | F.O.B. Plant Price (\$/Ton) | As Received Coal Quality | | | |
|----------|--------------------------|---------------|---------------|---------------------|--------|-----------------------------------|------------------------------------|-----------------------------|--------------------------|----------------------|-----------------|----------------------|
| | | | | | | | | | Percent Sulfur (%) | Btu Content (Btu/lb) | Percent Ash (%) | Percent Moisture (%) |
| (a) | (b) | (c) | (d) | (e) | (f) | (g) | (h) | (i) | (j) | (k) | (l) | (m) |
| 1. | New Horizons Coal, Inc. | 08,Ky,095 | LTC | UR | 76,507 | \$27.10 | \$15.73 | \$42.83 | 1.10 | 12,335 | 10.27 | 6.86 |
| 2. | Consolidation Coal Sales | 08,Ky,025 | LTC | UR | 18,750 | \$24.13 | \$15.93 | \$40.06 | 0.95 | 12,161 | 8.89 | 7.91 |
| 3. | Transfer Facility | N/A | LTC | OB | 0 | \$0.00 | \$0.00 | \$0.00 | 0.00 | 0 | 0.00 | 0.00 |

MONTHLY REPORT OF COST AND QUALITY OF COAL FOR ELECTRIC PLANTS
ORIGIN, TONNAGE, DELIVERED PRICE AND AS RECEIVED QUALITY

- 1. Report for: Mo. December Yr. 1993
- 2. Reporting Company: Florida Power Corporation
- 3. Plant Name: Crystal River 4 & 5

**SPECIFIED
CONFIDENTIAL**

4. Name, Title and Telephone Number of Contact
Person Concerning Data Submitted on this Form
Delmar J. Clark Jr., Financial Analyst – Regulatory
(813) 824-6491

5. Signature of Official Submitting Report


Delmar J. Clark Jr., Financial Analyst – Regulatory

6. Date Completed: February 10, 1994

| Line No. | Supplier Name | Mine Location | Purchase Type | Transportation Mode | Tons | Effective Purchase Price (\$/Ton) | Total Transportation Cost (\$/Ton) | F.O.B. Plant Price (\$/Ton) | As Received Coal Quality | | | |
|----------|---------------------------|---------------|---------------|---------------------|--------|-----------------------------------|------------------------------------|-----------------------------|--------------------------|----------------------|-----------------|----------------------|
| | | | | | | | | | Percent Sulfur (%) | Btu Content (Btu/lb) | Percent Ash (%) | Percent Moisture (%) |
| (a) | (b) | (c) | (d) | (e) | (f) | (g) | (h) | (i) | (j) | (k) | (l) | (m) |
| 1. | Powell Mtn. Joint Venture | 08,Va,105 | LTC | UR | 67,647 | \$37.87 | \$15.82 | \$53.69 | 0.72 | 12,353 | 9.36 | 7.63 |
| 2. | Golden Oak Mining Co. | 08,Ky,133 | LTC | UR | 95,732 | \$27.99 | \$16.89 | \$44.88 | 0.69 | 12,895 | 7.17 | 6.96 |
| 3. | Franklin Coal Sales | 08,Ky,195 | LTC | UR | 19,327 | \$26.42 | \$15.92 | \$42.34 | 0.67 | 12,963 | 7.65 | 7.19 |
| 4. | Transfer Facility | N/A | LTC | OB | 57,340 | \$43.61 | \$7.50 | \$51.11 | 0.68 | 12,500 | 9.53 | 6.63 |

MONTHLY REPORT OF COST AND QUALITY OF COAL FOR ELECTRIC PLANTS


ORIGIN, TONNAGE, DELIVERED PRICE AND AS RECEIVED QUALITY

- 1. Report for: Mo. December Yr. 1993
- 2. Reporting Company: Florida Power Corporation
- 3. Plant Name: Transfer Facility IMT

4. Name, Title and Telephone Number of Contact Person Concerning Data Submitted on this Form
 Delmar J. Clark Jr., Financial Analyst - Regulatory
 (813) 824-6491

**SPECIFIED
 CONFIDENTIAL**

5. Signature of Official Submitting Report


 Delmar J. Clark Jr., Financial Analyst - Regulatory

6. Date Completed: February 10, 1994

| Line No. | Supplier Name | Mine Location | Purchase Type | Tons | F.O.B. Mine Price (\$/Ton) | Short Haul & Loading Charges (\$/Ton) | Original Invoice Price (\$/Ton) | Retro-active Price Increases (\$/Ton) | Base Price (\$/Ton) | Quality Adjustments (\$/Ton) | Effective Purchase Price (\$/Ton) |
|----------|--------------------------|---------------|---------------|--------|----------------------------|---------------------------------------|---------------------------------|---------------------------------------|---------------------|------------------------------|-----------------------------------|
| (a) | (b) | (c) | (d) | (e) | (f) | (g) | (h) | (i) | (j) | (k) | (l) |
| 1. | A. T. Massey Coal Co. | 08, Wv, 005 | LTC | 21,279 | \$26.95 | \$0.00 | \$26.95 | \$0.00 | \$26.95 | \$0.00 | \$26.95 |
| 2. | A. T. Massey Coal Co. | 08, Wv, 011 | LTC | 20,224 | \$26.95 | \$0.00 | \$26.95 | \$0.00 | \$26.95 | \$0.00 | \$26.95 |
| 3. | A. T. Massey Coal Co. | 08, Ky, 159 | LTC | 5,303 | \$26.95 | \$0.00 | \$26.95 | \$0.00 | \$26.95 | \$0.00 | \$26.95 |
| 4. | A. T. Massey Coal Co. | 08, Ky, 159 | LTC | 1,791 | \$26.95 | \$0.00 | \$26.95 | \$0.00 | \$26.95 | \$0.00 | \$26.95 |
| 5. | Consolidation Coal Sales | 08, Ky, 119 | LTC | 6,691 | \$24.13 | \$0.00 | \$24.13 | \$0.00 | \$24.13 | \$0.00 | \$24.13 |
| 6. | Franklin Coal Sales | 08, Ky, 195 | LTC | 8,633 | \$26.42 | \$0.00 | \$26.42 | \$0.00 | \$26.42 | \$0.00 | \$26.42 |
| 7. | Pen Coal Co. | 08, Ky, 019 | LTC | 8,420 | \$27.55 | \$0.00 | \$27.55 | \$0.00 | \$27.55 | \$1.17 | \$28.72 |

MONTHLY REPORT OF COST AND QUALITY OF COAL FOR ELECTRIC PLANTS
ORIGIN, TONNAGE, DELIVERED PRICE AND AS RECEIVED QUALITY

- 1. Report for: Mo. December Yr. 1993
- 2. Reporting Company: Florida Power Corporation
- 3. Plant Name: Crystal River 1 & 2

**SPECIFIED
CONFIDENTIAL**

4. Name, Title and Telephone Number of Contact
Person Concerning Data Submitted on this Form
Delmar J. Clark Jr., Financial Analyst - Regulatory
(813) 824-6491

5. Signature of Official Submitting Report


Delmar J. Clark Jr., Financial Analyst - Regulatory

6. Date Completed: February 10, 1994

| Line No. | Supplier Name | Mine Location | Purchase Type | Tons | F.O.B. Mine Price (\$/Ton) | Short Haul & Loading Charges (\$/Ton) | Original Invoice Price (\$/Ton) | Retro-active Price Increases (\$/Ton) | Base Price (\$/Ton) | Quality Adjustments (\$/Ton) | Effective Purchase Price (\$/Ton) |
|----------|--------------------------|---------------|---------------|--------|----------------------------|---------------------------------------|---------------------------------|---------------------------------------|---------------------|------------------------------|-----------------------------------|
| (a) | (b) | (c) | (d) | (e) | (f) | (g) | (h) | (i) | (j) | (k) | (l) |
| 1. | New Horizons Coal, Inc. | 08,Ky,095 | LTC | 76,507 | \$26.75 | \$0.00 | \$26.75 | \$0.00 | \$26.75 | \$0.35 | \$27.10 |
| 2. | Consolidation Coal Sales | 08,Ky,025 | LTC | 18,750 | \$24.13 | \$0.00 | \$24.13 | \$0.00 | \$24.13 | \$0.00 | \$24.13 |
| 3. | Transfer Facility | N/A | LTC | 0 | \$0.00 | \$0.00 | \$0.00 | N/A | \$0.00 | N/A | \$0.00 |

MONTHLY REPORT OF COST AND QUALITY OF COAL FOR ELECTRIC PLANTS
ORIGIN, TONNAGE, DELIVERED PRICE AND AS RECEIVED QUALITY

- 1. Report for: Mo. December Yr. 1993
- 2. Reporting Company: Florida Power Corporation
- 3. Plant Name: Crystal River 4 & 5

**SPECIFIED
CONFIDENTIAL**

4. Name, Title and Telephone Number of Contact
Person Concerning Data Submitted on this Form
Delmar J. Clark Jr., Financial Analyst – Regulatory
(813) 824-6491

5. Signature of Official Submitting Report


Delmar J. Clark Jr., Financial Analyst – Regulatory

6. Date Completed: February 10, 1994

| Line No. | Supplier Name | Mine Location | Purchase Type | Tons | F.O.B. Mine Price (\$/Ton) | Short Haul & Loading Charges (\$/Ton) | Original Invoice Price (\$/Ton) | Retro-active Price Increases (\$/Ton) | Base Price (\$/Ton) | Quality Adjustments (\$/Ton) | Effective Purchase Price (\$/Ton) |
|----------|---------------------------|---------------|---------------|--------|----------------------------|---------------------------------------|---------------------------------|---------------------------------------|---------------------|------------------------------|-----------------------------------|
| (a) | (b) | (c) | (d) | (e) | (f) | (g) | (h) | (i) | (j) | (k) | (l) |
| 1. | Powell Mtn. Joint Venture | 08,Va,105 | LTC | 67,647 | \$37.87 | \$0.00 | \$37.87 | \$0.00 | \$37.87 | \$0.00 | \$37.87 |
| 2. | Golden Oak Mining Co. | 08,Ky,133 | LTC | 95,732 | \$27.99 | \$0.00 | \$27.99 | \$0.00 | \$27.99 | \$0.00 | \$27.99 |
| 3. | Franklin Coal Sales | 08,Ky,195 | LTC | 19,327 | \$26.42 | \$0.00 | \$26.42 | \$0.00 | \$26.42 | \$0.00 | \$26.42 |
| 4. | Transfer Facility | N/A | LTC | 57,340 | \$43.61 | \$0.00 | \$43.61 | N/A | \$43.61 | N/A | \$43.61 |

MONTHLY REPORT OF COST AND QUALITY OF COAL FOR ELECTRIC PLANTS

ORIGIN, TONNAGE, DELIVERED PRICE AND AS RECEIVED QUALITY

1. Report For: Mo. December Yr. 1993


2. Reporting Company: Florida Power Corporation

3. Plant Name: Transfer Facility IMT

4. Name, Title and Telephone Number of Contact
 Person Concerning Data Submitted on this Form
 Delmar J. Clark Jr., Financial Analyst - Regulatory
 (813) 824-6491

**SPECIFIED
 CONFIDENTIAL**

5. Signature of Official Submitting Report


 Delmar J. Clark Jr., Financial Analyst - Regulatory

6. Date Completed: February 10, 1994

| Line No. | Supplier Name | Mine Location | Shipping Point | Transportation Mode | Tons | Effective Purchase Price (\$/Ton) | Additional Shorthaul & Loading Charges (\$/Ton) | Rail Rate (\$/Ton) | Other Rail Charges (\$/Ton) | River Barge Rate (\$/Ton) | Trans-loading Rate (\$/Ton) | Ocean Barge Rate (\$/Ton) | Other Water Charges (\$/Ton) | Other Related Charges (\$/Ton) | Transportation Charges (\$/Ton) | F.O.B. Plant Price (\$/Ton) |
|----------|--------------------------|---------------|----------------|---------------------|--------|-----------------------------------|---|--------------------|-----------------------------|---------------------------|-----------------------------|---------------------------|------------------------------|--------------------------------|---------------------------------|-----------------------------|
| (a) | (b) | (c) | (d) | (e) | (f) | (g) | (h) | (i) | (j) | (k) | (l) | (m) | (n) | (o) | (p) | (q) |
| 1. | A. T. Massey Coal Co. | 08, Wv, 005 | Boone, Wv | TR&B | 21,279 | \$26.95 | N/A | N/A | N/A | N/A | N/A | N/A | N/A | N/A | \$15.65 | \$42.60 |
| 2. | A. T. Massey Coal Co. | 08, Wv, 011 | Cabell, Wv | B | 20,224 | \$26.95 | N/A | N/A | N/A | N/A | N/A | N/A | N/A | N/A | \$15.65 | \$42.60 |
| 3. | A. T. Massey Coal Co. | 08, Ky, 159 | Martin, Ky | TR&B | 5,303 | \$26.95 | N/A | N/A | N/A | N/A | N/A | N/A | N/A | N/A | \$15.65 | \$42.60 |
| 4. | A. T. Massey Coal Co. | 08, Ky, 159 | Martin, Ky | TR&B | 1,791 | \$26.95 | N/A | N/A | N/A | N/A | N/A | N/A | N/A | N/A | \$15.65 | \$42.60 |
| 5. | Consolidation Coal Sales | 08, Ky, 119 | Knott, Ky | TR&B | 6,691 | \$24.13 | N/A | N/A | N/A | N/A | N/A | N/A | N/A | N/A | \$15.65 | \$39.78 |
| 6. | Franklin Coal Sales | 08, Ky, 195 | Pike, Ky | RB | 8,633 | \$26.42 | N/A | N/A | N/A | N/A | N/A | N/A | N/A | N/A | \$15.65 | \$42.07 |
| 7. | Pen Coal Co. | 08, Ky, 019 | Boyd, Ky | B | 8,420 | \$28.72 | N/A | N/A | N/A | N/A | N/A | N/A | N/A | N/A | \$15.65 | \$44.37 |

MONTHLY REPORT OF COST AND QUALITY OF COAL FOR ELECTRIC PLANTS
ORIGIN, TONNAGE, DELIVERED PRICE AND AS RECEIVED QUALITY

1. Report For: Mo. December Yr. 1993


2. Reporting Company: Florida Power Corporation

3. Plant Name: Crystal River 1 & 2

**SPECIFIED
CONFIDENTIAL**

4. Name, Title and Telephone Number of Contact
Person Concerning Data Submitted on this Form
Delmar J. Clark Jr., Financial Analyst - Regulatory
(813) 824-6491

5. Signature of Official Submitting Report


Delmar J. Clark Jr., Financial Analyst - Regulatory

6. Date Completed: February 10, 1994

| Line No. | Supplier Name | Mine Location | Shipping Point | Transportation Mode | Tons | Effective Purchase Price (\$/Ton) | Additional Shorthaul & Loading Charges (\$/Ton) | Rail | Other | River | Trans- | Ocean | Other | Other | Transportation | F.O.B. Plant |
|----------|--------------------------|---------------|----------------------------|---------------------|--------|-----------------------------------|---|---------------|-----------------------|---------------------|-----------------------|---------------------|------------------------|--------------------------|-------------------------|----------------|
| | | | | | | | | Rate (\$/Ton) | Rail Charges (\$/Ton) | Barge Rate (\$/Ton) | loading Rate (\$/Ton) | Barge Rate (\$/Ton) | Water Charges (\$/Ton) | Related Charges (\$/Ton) | tation Charges (\$/Ton) | Price (\$/Ton) |
| (a) | (b) | (c) | (d) | (e) | (f) | (g) | (h) | (i) | (j) | (k) | (l) | (m) | (n) | (o) | (p) | (q) |
| 1. | New Horizons Coal, Inc. | 08,Ky,095 | Harlan, Ky | UR | 76,507 | \$27.10 | \$0.00 | \$14.97 | \$0.76 | N/A | N/A | N/A | \$0.00 | \$0.00 | \$15.73 | \$42.83 |
| 2. | Consolidation Coal Sales | 08,Ky,025 | Breathitt, Ky | UR | 18,750 | \$24.13 | \$0.00 | \$15.17 | \$0.76 | N/A | N/A | N/A | \$0.00 | \$0.00 | \$15.93 | \$40.06 |
| 3. | Transfer Facility | N/A | Plaquemines Parrish, La | OB | 0 | \$0.00 | \$0.00 | N/A | N/A | N/A | N/A | \$0.00 | \$0.00 | \$0.00 | \$0.00 | \$0.00 |

MONTHLY REPORT OF COST AND QUALITY OF COAL FOR ELECTRIC PLANTS
ORIGIN, TONNAGE, DELIVERED PRICE AND AS RECEIVED QUALITY

- 1. Report For: Mo. December Yr. 1993
- 2. Reporting Company: Florida Power Corporation
- 3. Plant Name: Crystal River 4 & 5

**SPECIFIED
CONFIDENTIAL**

4. Name, Title and Telephone Number of Contact
Person Concerning Data Submitted on this Form
Delmar J. Clark Jr., Financial Analyst - Regulatory
(813) 824-6491

5. Signature of Official Submitting Report

Delmar J. Clark Jr.
Delmar J. Clark Jr., Financial Analyst - Regulatory

6. Date Completed: February 10, 1994

| Line No. | Supplier Name | Mine Location | Shipping Point | Transportation Mode | Tons | Effective Purchase Price (\$/Ton) | Additional Shorthaul & Loading Charges (\$/Ton) | Rail Rate (\$/Ton) | Other Rail Charges (\$/Ton) | River Barge Rate (\$/Ton) | Trans-loading Rate (\$/Ton) | Ocean Barge Rate (\$/Ton) | Other Water Charges (\$/Ton) | Other Related Charges (\$/Ton) | Transportation Charges (\$/Ton) | F.O.B. Plant Price (\$/Ton) |
|----------|---------------------------|---------------|-------------------------|---------------------|--------|-----------------------------------|---|--------------------|-----------------------------|---------------------------|-----------------------------|---------------------------|------------------------------|--------------------------------|---------------------------------|-----------------------------|
| (a) | (b) | (c) | (d) | (e) | (f) | (g) | (h) | (i) | (j) | (k) | (l) | (m) | (n) | (o) | (p) | (q) |
| 1. | Powell Mtn. Joint Venture | 08,Va,105 | Lee, Va | UR | 67,647 | \$37.87 | \$0.00 | \$15.07 | \$0.75 | N/A | N/A | N/A | \$0.00 | \$0.00 | \$15.82 | \$53.69 |
| 2. | Golden Oak Mining Co. | 08,Ky,133 | Letcher, Ky | UR | 95,732 | \$27.99 | \$0.00 | \$16.14 | \$0.75 | N/A | N/A | N/A | \$0.00 | \$0.00 | \$16.89 | \$44.88 |
| 3. | Franklin Coal Sales | 08,Ky,195 | Pike, Ky | UR | 19,327 | \$26.42 | \$0.00 | \$15.17 | \$0.75 | N/A | N/A | N/A | \$0.00 | \$0.00 | \$15.92 | \$42.34 |
| 4. | Transfer Facility | N/A | Plaquemines Parrish, La | OB | 57,340 | \$43.61 | \$0.00 | N/A | N/A | N/A | N/A | \$7.50 | \$0.00 | \$0.00 | \$7.50 | \$51.11 |

MONTHLY REPORT OF COST AND QUALITY OF COAL FOR ELECTRIC PLANTS

REPORT OF ADJUSTMENTS TO PREVIOUS COAL DELIVERIES

- 1. Report For: Mo. December Yr. 1993
- 2. Reporting Company: Florida Power Corporation
- 3. Plant Name: Transfer Facility IMT

4. Name, Title and Telephone Number of Contact Person Concerning Data Submitted on this Form
 Delmar J. Clark Jr., Financial Analyst - Regulatory
 (813) 824-6491

5. Signature of Official Submitting Report

Delmar J. Clark Jr.
 Delmar J. Clark Jr., Financial Analyst - Regulatory

6. Date Completed: February 10, 1994

**SPECIFIED
 CONFIDENTIAL**

| Line No. | Month Reported | Form Plant Name | Intended Generating Plant | Supplier | Original Line Number | Old Volume (tons) | Form No. | Column Title | Old Value | New Value | New F.O.B. Plant Price | Reason for Revision |
|----------|----------------|-------------------|---------------------------|---------------------|----------------------|-------------------|----------|------------------------|-----------|-----------|------------------------|---------------------|
| (a) | (b) | (c) | (d) | (e) | (f) | (g) | (h) | (i) | (j) | (k) | (l) | (m) |
| 1. | 10/93 | Crystal River 4&5 | Crystal River 4&5 | Franklin Coal Sales | 7 | 8,784 | 2A | (k) Quality Adjustment | \$0.00 | \$0.58 | \$42.60 | Quality Adjustment |
| 2. | 11/93 | Crystal River 1&2 | Crystal River 1&2 | Pen Coal Co. | 8 | 13,456 | 2A | (k) Quality Adjustment | \$0.00 | \$0.99 | \$44.19 | Quality Adjustment |

07 IMT MASSEY 18642 42.71 + .30 = 42.77
 09 IMT DIAMOND 6512 42.65 - .90 = 41.75

6520
 6680

MONTHLY REPORT OF COST AND QUALITY OF COAL FOR ELECTRIC PLANTS
 REPORT OF ADJUSTMENTS TO PREVIOUS COAL DELIVERIES

- 1. Report For: Mo. December Yr. 1993
- 2. Reporting Company: Florida Power Corporation
- 3. Plant Name: Transfer Facility TTI Systems, Inc.

**SPECIFIED
 CONFIDENTIAL**

4. Name, Title and Telephone Number of Contact Person Concerning Data Submitted on this Form
 Delmar J. Clark Jr., Financial Analyst - Regulatory
 (813) 824-6491

5. Signature of Official Submitting Report


 Delmar J. Clark Jr., Financial Analyst - Regulatory

6. Date Completed: February 10, 1994

| Line No. | Month Reported | Form Plant Name | Intended Generating Plant | Supplier | Original Line Number | Old Volume (tons) | Form No. | Column Title | Old | New | New | Reason for Revision |
|----------|----------------|-------------------|---------------------------|---------------------|----------------------|-------------------|----------|------------------------|--------|--------|--------------------|---------------------|
| | | | | | | | | | Value | Value | F.O.B. Plant Price | |
| (a) | (b) | (c) | (d) | (e) | (f) | (g) | (h) | (i) | (j) | (k) | (l) | (m) |
| 1. | 09/93 | Crystal River 4&5 | Crystal River 4&5 | Franklin Coal Sales | 2 | 25,821 | 2A | (k) Quality Adjustment | \$0.00 | \$0.87 | \$33.64 | Quality Adjustment |

MONTHLY REPORT OF COST AND QUALITY OF COAL FOR ELECTRIC PLANTS
 REPORT OF ADJUSTMENTS TO PREVIOUS COAL DELIVERIES

- 1. Report For: Mo. December Yr. 1993
- 2. Reporting Company: Florida Power Corporation
- 3. Plant Name: Crystal River 1 & 2

4. Name, Title and Telephone Number of Contact
 Person Concerning Data Submitted on this Form
 Delmar J. Clark Jr., Financial Analyst - Regulatory
 (813) 824-6491

5. Signature of Official Submitting Report


 Delmar J. Clark Jr., Financial Analyst - Regulatory

6. Date Completed: February 10, 1994

| Line No. | Month Reported | Form Plant Name | Intended Generating Plant | Supplier | Original Line Number | Old Volume (tons) | Form No. | Column Title | Old Value | New Value | New F.O.B. Plant Price | Reason for Revision |
|----------|----------------|-----------------|---------------------------|----------|----------------------|-------------------|----------|--------------|-----------|-----------|------------------------|---------------------|
| (a) | (b) | (c) | (d) | (e) | (f) | (g) | (h) | (i) | (j) | (k) | (l) | (m) |

=== NONE ===

MONTHLY REPORT OF COST AND QUALITY OF COAL FOR ELECTRIC PLANTS
 REPORT OF ADJUSTMENTS TO PREVIOUS COAL DELIVERIES

- 1. Report For: Mo. December Yr. 1993
- 2. Reporting Company: Florida Power Corporation
- 3. Plant Name: Crystal River 4 & 5

**SPECIFIED
 CONFIDENTIAL**

4. Name, Title and Telephone Number of Contact
 Person Concerning Data Submitted on this Form
 Delmar J. Clark Jr., Financial Analyst - Regulatory
 (813) 824-6491

5. Signature of Official Submitting Report


 Delmar J. Clark Jr., Financial Analyst - Regulatory

6. Date Completed: February 10, 1994

| Line No. | Month Reported | Form Plant Name | Intended Generating Plant | Supplier | Original Line Number | Old Volume (tons) | Form No. | Column Title | Old Value | New Value | New F.O.B. Plant Price | Reason for Revision |
|----------|----------------|-------------------|---------------------------|-----------------------|----------------------|-------------------|----------|------------------------|-----------|-----------|------------------------|---------------------|
| | | | | | | | | | (j) | (k) | (l) | |
| (a) | (b) | (c) | (d) | (e) | (f) | (g) | (h) | (i) | (j) | (k) | (l) | (m) |
| 1. | 10/93 | Crystal River 4&5 | Crystal River 4&5 | Franklin Coal Sales | 3 | 28,521 | 2A | (k) Quality Adjustment | \$0.00 | \$0.58 | \$43.22 | Quality Adjustment |
| 2. | 11/93 | Crystal River 4&5 | Crystal River 4&5 | Golden Oak Mining Co. | 2 | 122,986 | 2A | (k) Quality Adjustment | \$0.00 | (\$0.39) | \$44.85 | Quality Adjustment |