

SCANNED

ATTACHMENT C

Florida Power Corporation  
Docket No. 940001-EI

Request for Specified Confidential Treatment

990001

**DECLASSIFIED**

---

423 Forms for October, 1994

CONFIDENTIAL COPY

(confidential information denoted with shading)

---

12940-94

MONTHLY REPORT OF COST AND QUALITY OF FUEL OIL FOR ELECTRIC PLANTS  
 DETAIL OF INVOICE AND TRANSPORTATION CHARGES

1. REPORTING MONTH: Oct-94

3. NAME, TITLE & TELEPHONE NUMBER OF CONTACT PERSON CONCERNING DATA  
 SUBMITTED ON THIS FORM: N. L. HOLDSTEIN, SUPERVISOR (813) 866-4822

2. REPORTING COMPANY: FLORIDA POWER CORPORATION

4. SIGNATURE OF OFFICIAL SUBMITTING REPORT: *Harry Scardino, Jr.*  
 JOHN SCARDINO, JR., VICE PRESIDENT AND CONTROLLER

5. DATE COMPLETED: 12/14/94

LINE NO.	PLANT NAME	SUPPLIER NAME	DELIVERY LOCATION	DELIVERY DATE	TYPE OIL	VOLUME (Bbls)	INVOICE PRICE (\$/Bbl)	INVOICE AMOUNT (\$)	DISCOUNT (\$)	NET AMOUNT (\$)	NET PRICE (\$/Bbl)	QUALITY ADJUST (\$/Bbl)	EFFECTIVE PURCHASE PRICE (\$/Bbl)	TRANSPORT TO TERMINAL (\$/Bbl)	ADDITIONAL TRANSPORT CHARGES (\$/Bbl)	OTHER CHARGES (\$/Bbl)	DELIVERED PRICE (\$/Bbl)
(a)	(b)	(c)	(d)	(e)	(f)	(g)	(h)	(i)	(j)	(k)	(l)	(m)	(n)	(o)	(p)	(q)	(r)
1	ANCLOTE	BP OIL COMPANY	FOB PLANT	10/94	F02	2,620	\$20.8404	\$54,601.89	\$0.0000	\$54,601.89	\$20.8404	\$0.0000	\$20.8404	\$0.0000	\$0.6559	\$0.8680	\$22.3644
2	<del>AVON PARK PEAKERS</del>	<del>NO DELIVERIES</del>															
3	<del>BARTOW</del>	<del>NO DELIVERIES</del>															
4	BARTOW NORTH FUEL TERMINAL	ENJET INC.	FOB TERMINAL	10/94	F06	119,071	\$14.4911	\$1,725,464.38	\$0.0000	\$1,725,464.38	\$14.4911	\$0.0000	\$14.4911	\$0.0000	\$0.0000	\$0.0700	\$14.5611
5	BARTOW PEAKERS	COASTAL FUELS MARKETING	FOB PLANT	10/94	F02	9,894	\$21.3774	\$211,507.52	\$0.0000	\$211,507.52	\$21.3774	\$0.0000	\$21.3774	\$0.0000	\$0.0000	\$0.8699	\$22.2473
6	BARTOW SOUTH FUEL TERMINAL	ENJET INC.	FOB TERMINAL	10/94	F06	120,261	\$15.7851	\$1,898,326.04	\$0.0000	\$1,898,326.04	\$15.7851	\$0.0000	\$15.7851	\$0.0000	\$0.0000	\$0.0700	\$15.8551
7	BARTOW SOUTH FUEL TERMINAL	COASTAL FUELS MARKETING	FOB TERMINAL	10/94	F06	179,059	\$13.8540	\$2,480,678.80	\$0.0000	\$2,480,678.80	\$13.8540	\$0.0000	\$13.8540	\$0.0000	\$0.0000	\$0.0700	\$13.9240
8	<del>BAYBORO PEAKERS</del>	<del>NO DELIVERIES</del>															
9	CRYSTAL RIVER NORTH	BP OIL COMPANY	FOB PLANT	10/94	F02	8,345	\$20.8227	\$173,765.27	\$0.0000	\$173,765.27	\$20.8227	\$0.0000	\$20.8227	\$0.0000	\$1.0905	\$0.8686	\$22.7818
10	CRYSTAL RIVER SOUTH	BP OIL COMPANY	FOB PLANT	10/94	F02	2,432	\$20.8706	\$50,757.26	\$0.0000	\$50,757.26	\$20.8706	\$0.0000	\$20.8706	\$0.0000	\$1.0911	\$0.8691	\$22.8308
11	<del>DEBARY PEAKERS</del>	<del>NO DELIVERIES</del>															
12	<del>HIGGINS STEAM PLANT</del>	<del>NO DELIVERIES</del>															
13	<del>HIGGINS PEAKERS</del>	<del>NO DELIVERIES</del>															
14	<del>INTERCESSION CITY PEAKERS</del>	<del>NO DELIVERIES</del>															
15	<del>CRYSTAL RIVER NUCLEAR PLANT</del>	<del>NO DELIVERIES</del>															
16	<del>PORT SAINT JOE PEAKERS</del>	<del>NO DELIVERIES</del>															
17	<del>RIO PINAR PEAKERS</del>	<del>NO DELIVERIES</del>															
18	SUWANNEE STEAM PLANT	COASTAL FUELS MARKETING	FOB PLANT	10/94	F06	1,136	\$14.5491	\$16,527.78	\$0.0000	\$16,527.78	\$14.5491	\$0.0000	\$14.5491	\$0.0000	\$4.2344	\$0.0700	\$18.8535

DOCUMENT NUMBER-DATE

12940 DEC 27 94

FPSC-RECORDS/REPORTING

MONTHLY REPORT OF COST AND QUALITY OF FUEL OIL FOR ELECTRIC PLANTS  
 DETAIL OF INVOICE AND TRANSPORTATION CHARGES

1. REPORTING MONTH: Oct-94

3. NAME, TITLE & TELEPHONE NUMBER OF CONTACT PERSON CONCERNING DATA  
 SUBMITTED ON THIS FORM: N. L. HOLDSTEIN, SUPERVISOR (813) 866-4822

2. REPORTING COMPANY: FLORIDA POWER CORPORATION

4. SIGNATURE OF OFFICIAL SUBMITTING REPORT: *John Scardino, Jr.*  
 JOHN SCARDINO, JR., VICE PRESIDENT AND CONTROLLER

5. DATE COMPLETED: 12/14/94

LINE NO. (a)	PLANT NAME (b)	SUPPLIER NAME (c)	DELIVERY LOCATION (d)	DELIVERY DATE (e)	TYPE OIL (f)	VOLUME (Bbls) (g)	INVOICE PRICE (\$/Bbl) (h)	INVOICE AMOUNT (\$) (i)	DISCOUNT (\$) (j)	NET AMOUNT (\$) (k)	NET PRICE (\$/Bbl) (l)	QUALITY ADJUST (\$/Bbl) (m)	EFFECTIVE PURCHASE PRICE (\$/Bbl) (n)	TRANSPORT TO TERMINAL (\$/Bbl) (o)	ADDITIONAL TRANSPORT CHARGES (\$/Bbl) (p)	OTHER CHARGES (\$/Bbl) (q)	DELIVERED PRICE (\$/Bbl) (r)
19	SUWANNEE STEAM PLANT	COASTAL FUELS MARKETING	FOB PLANT	10/94	F06	10,066	\$15.6639	\$157,672.90	\$0.0000	\$157,672.90	\$15.6639	\$0.0000	\$15.6639	\$0.0000	\$1.6416	\$0.0701	\$17.3756
20	<del>SUWANNEE PEAKERS</del>	<del>NO DELIVERIES</del>															
21	<del>STUART FUEL TERMINAL</del>	<del>NO DELIVERIES</del>															
22	<del>TURNER STEAM PLANT</del>	<del>NO DELIVERIES</del>															
23	<del>TURNER PEAKERS</del>	<del>NO DELIVERIES</del>															
24	UNIVERSITY OF FLORIDA	BP OIL COMPANY	FOB PLANT	10/94	F02	356	\$21.5485	\$7,671.27	\$0.0000	\$7,671.27	\$21.5485	\$0.0000	\$21.5485	\$0.0000	\$1.0033	\$0.8694	\$23.4213



MONTHLY REPORT OF COST AND QUALITY OF COAL FOR ELECTRIC PLANTS  
ORIGIN, TONNAGE, DELIVERED PRICE AND AS RECEIVED QUALITY

- 1. Report for: Mo. October Yr. 1994
- 2. Reporting Company: Florida Power Corporation
- 3. Plant Name: Transfer Facility IMT

**SPECIFIED  
CONFIDENTIAL**

4. Name, Title and Telephone Number of Contact  
Person Concerning Data Submitted on this Form  
Delmar J. Clark Jr., Financial Analyst - Regulatory  
(813) 824-6491

5. Signature of Official Submitting Report

*Delmar J. Clark Jr.*  
Delmar J. Clark Jr., Financial Analyst - Regulatory

6. Date Completed: December 15, 1994

Line No.	Supplier Name	Mine Location	Purchase Type	Transportation Mode	Tons	Effective Purchase Price (\$/Ton)	Total Transportation Cost (\$/Ton)	F.O.B. Plant Price (\$/Ton)	As Received Coal Quality			
									Percent Sulfur (%)	Btu Content (Btu/lb)	Percent Ash (%)	Percent Moisture (%)
(a)	(b)	(c)	(d)	(e)	(f)	(g)	(h)	(i)	(j)	(k)	(l)	(m)
1.	A. T. Massey Coal Co.	08, Wv, 005	LTC	TR&B	27,026	\$27.44	\$15.90	\$43.34	0.71	12,537	9.81	5.82
2.	A. T. Massey Coal Co.	08, Ky, 159	LTC	TR&B	14,455	\$27.44	\$15.90	\$43.34	0.71	12,537	9.81	5.82
3.	A. T. Massey Coal Co.	08, Wv, 099	LTC	TR&B	20,211	\$27.44	\$15.90	\$43.34	0.71	12,537	9.81	5.82
4.	Pen Coal Co.	08, Ky, 019	LTC	B	3,265	\$27.71	\$15.90	\$43.61	0.98	12,446	9.30	6.54
5.	Pen Coal Co.	08, Wv, 099	LTC	B	8,313	\$27.73	\$15.90	\$43.63	0.98	12,446	9.30	6.54
6.	Diamond May Coal Co.	08, Ky, 019	LTC	B	18,585	\$33.18	\$15.90	\$49.08	0.66	12,323	10.37	6.62
7.	Inter-American Coal, Inc.	N/A	S	GB	29,114	\$35.87	\$4.10	\$39.97	0.71	12,644	7.19	7.37

MONTHLY REPORT OF COST AND QUALITY OF COAL FOR ELECTRIC PLANTS  
ORIGIN, TONNAGE, DELIVERED PRICE AND AS RECEIVED QUALITY

1. Report for: Mo. October Yr. 1994
2. Reporting Company: Florida Power Corporation
3. Plant Name: Crystal River 1 & 2

**SPECIFIED  
CONFIDENTIAL**

4. Name, Title and Telephone Number of Contact Person Concerning Data Submitted on this Form  
Delmar J. Clark Jr., Financial Analyst - Regulatory  
(813) 824-6491

5. Signature of Official Submitting Report

*Delmar J. Clark Jr.*  
Delmar J. Clark Jr., Financial Analyst - Regulatory

6. Date Completed: December 15, 1994

Line No.	Supplier Name	Mine Location	Purchase Type	Transportation Mode	Tons	Effective Purchase Price (\$/Ton)	Total Transportation Cost (\$/Ton)	F.O.B. Plant Price (\$/Ton)	As Received Coal Quality			
									Percent Sulfur (%)	Btu Content (Btu/lb)	Percent Ash (%)	Percent Moisture (%)
(a)	(b)	(c)	(d)	(e)	(f)	(g)	(h)	(i)	(j)	(k)	(l)	(m)
1.	New Horizons Coal, Inc.	08,Ky,095	LTC	UR	59,661	\$28.13	\$15.81	\$43.94	1.01	12,356	10.00	6.71
2.	Consolidation Coal Sales	08,Ky,025	LTC	UR	39,192	\$24.11	\$16.01	\$40.12	0.92	12,115	8.21	8.54
3.	Kentucky May Coal Company	08,Ky,025	S	UR	19,412	\$23.84	\$16.99	\$40.83	1.16	12,308	10.09	6.92
4.	Kentucky May Coal Company	08,Ky,065	S	UR	9,336	\$23.84	\$16.99	\$40.83	1.16	12,308	10.09	6.92
5.	Franklin Coal Sales Co.	08,Ky,119	S	UR	9,642	\$25.25	\$16.01	\$41.26	1.08	13,017	7.27	6.10
6.	Transfer Facility	N/A	LTC	OB	0	-	-	-	-	-	-	-

MONTHLY REPORT OF COST AND QUALITY OF COAL FOR ELECTRIC PLANTS  
ORIGIN, TONNAGE, DELIVERED PRICE AND AS RECEIVED QUALITY

- 1. Report for: Mo. October Yr. 1994
- 2. Reporting Company: Florida Power Corporation
- 3. Plant Name: Crystal River 4 & 5

**SPECIFIED  
CONFIDENTIAL**

- 4. Name, Title and Telephone Number of Contact Person Concerning Data Submitted on this Form  
Delmar J. Clark Jr., Financial Analyst – Regulatory  
(813) 824-6491

- 5. Signature of Official Submitting Report

  
Delmar J. Clark Jr., Financial Analyst – Regulatory

- 6. Date Completed: December 15, 1994

Line No.	Supplier Name	Mine Location	Purchase Type	Transportation Mode	Tons	Effective Purchase Price (\$/Ton)	Total Transportation Cost (\$/Ton)	F.O.B. Plant Price (\$/Ton)	As Received Coal Quality			
									Percent Sulfur (%)	Btu Content (Btu/lb)	Percent Ash (%)	Percent Moisture (%)
(a)	(b)	(c)	(d)	(e)	(f)	(g)	(h)	(i)	(j)	(k)	(l)	(m)
1.	Powell Mtn. Joint Venture	08,Va,105	LTC	UR	39,828	\$37.40	\$15.90	\$53.30	0.70	12,363	9.41	7.52
2.	Powell Mtn. Joint Venture	08,Ky,119	LTC	UR	19,611	\$37.40	\$15.90	\$53.30	0.70	12,363	9.41	7.52
3.	Golden Oak Mining Co.	08,Ky,133	LTC	UR	89,994	\$28.41	\$16.98	\$45.39	0.68	12,979	7.36	6.30
4.	Franklin Coal Sales	08,Ky,195	LTC	UR	19,320	\$26.90	\$16.00	\$42.90	0.66	12,804	8.95	6.97
5.	Transfer Facility	N/A	LTC	OB	98,934	\$45.00	\$7.60	\$52.60	0.70	12,481	9.65	6.15



MONTHLY REPORT OF COST AND QUALITY OF COAL FOR ELECTRIC PLANTS

ORIGIN, TONNAGE, DELIVERED PRICE AND AS RECEIVED QUALITY

- 1. Report for: Mo. October Yr. 1994
- 2. Reporting Company: Florida Power Corporation
- 3. Plant Name: Transfer Facility IMT

**SPECIFIED  
CONFIDENTIAL**

- 4. Name, Title and Telephone Number of Contact Person Concerning Data Submitted on this Form  
Delmar J. Clark Jr., Financial Analyst - Regulatory  
(813) 824-6491

- 5. Signature of Official Submitting Report

  
Delmar J. Clark Jr., Financial Analyst - Regulatory

- 6. Date Completed: December 15, 1994

Line No.	Supplier Name	Mine Location	Purchase Type	Tons	F.O.B. Mine Price (\$/Ton)	Short Haul & Loading Charges (\$/Ton)	Original Invoice Price (\$/Ton)	Retro-active Price Increases (\$/Ton)	Base Price (\$/Ton)	Quality Adjustments (\$/Ton)	Effective Purchase Price (\$/Ton)
(a)	(b)	(c)	(d)	(e)	(f)	(g)	(h)	(i)	(j)	(k)	(l)
1.	A. T. Massey Coal Co.	08, Wv, 005	LTC	27,026	\$27.44	\$0.00	\$27.44	\$0.00	\$27.44	\$0.00	\$27.44
2.	A. T. Massey Coal Co.	08, Ky, 159	LTC	14,455	\$27.44	\$0.00	\$27.44	\$0.00	\$27.44	\$0.00	\$27.44
3.	A. T. Massey Coal Co.	08, Wv, 099	LTC	20,211	\$27.44	\$0.00	\$27.44	\$0.00	\$27.44	\$0.00	\$27.44
4.	Pen Coal Co.	08, Ky, 019	LTC	3,265	\$27.71	\$0.00	\$27.71	\$0.00	\$27.71	\$0.00	\$27.71
5.	Pen Coal Co.	08, Wv, 099	LTC	8,313	\$27.73	\$0.00	\$27.73	\$0.00	\$27.73	\$0.00	\$27.73
6.	Diamond May Coal Co.	08, Ky, 019	LTC	18,585	\$33.18	\$0.00	\$33.18	\$0.00	\$33.18	\$0.00	\$33.18
7.	Inter-American Coal, Inc.	N/A	S	29,114	\$35.87	\$0.00	\$35.87	\$0.00	\$35.87	\$0.00	\$35.87


MONTHLY REPORT OF COST AND QUALITY OF COAL FOR ELECTRIC PLANTS  
ORIGIN, TONNAGE, DELIVERED PRICE AND AS RECEIVED QUALITY

1. Report for: Mo. October Yr. 1994
2. Reporting Company: Florida Power Corporation
3. Plant Name: Crystal River 1 & 2

**SPECIFIED  
CONFIDENTIAL**

4. Name, Title and Telephone Number of Contact Person Concerning Data Submitted on this Form  
Delmar J. Clark Jr., Financial Analyst - Regulatory  
(813) 824-6491

5. Signature of Official Submitting Report

  
Delmar J. Clark Jr., Financial Analyst - Regulatory

6. Date Completed: December 15, 1994

Line No.	Supplier Name	Mine Location	Purchase Type	Tons	F.O.B. Mine Price (\$/Ton)	Short Haul & Loading Charges (\$/Ton)	Original Invoice Price (\$/Ton)	Retro-active Price Increases (\$/Ton)	Base Price (\$/Ton)	Quality Adjustments (\$/Ton)	Effective Purchase Price (\$/Ton)
(a)	(b)	(c)	(d)	(e)	(f)	(g)	(h)	(i)	(j)	(k)	(l)
1.	New Horizons Coal, Inc.	08,Ky,095	LTC	59,661	\$28.13	\$0.00	\$28.13	\$0.00	\$28.13	\$0.00	\$28.13
2.	Consolidation Coal Sales	08,Ky,025	LTC	39,192	\$24.11	\$0.00	\$24.11	\$0.00	\$24.11	\$0.00	\$24.11
3.	Kentucky May Coal Company	08,Ky,025	S	19,412	\$23.84	\$0.00	\$23.84	\$0.00	\$23.84	\$0.00	\$23.84
4.	Kentucky May Coal Company	08,Ky,065	S	9,336	\$23.84	\$0.00	\$23.84	\$0.00	\$23.84	\$0.00	\$23.84
5.	Franklin Coal Sales Co.	08,Ky,119	S	9,642	\$25.25	\$0.00	\$25.25	\$0.00	\$25.25	\$0.00	\$25.25
6.	Transfer Facility	N/A	LTC	0	-	-	-	-	-	-	-



MONTHLY REPORT OF COST AND QUALITY OF COAL FOR ELECTRIC PLANTS  
ORIGIN, TONNAGE, DELIVERED PRICE AND AS RECEIVED QUALITY

- 1. Report for: Mo. October Yr. 1994
- 2. Reporting Company: Florida Power Corporation
- 3. Plant Name: Crystal River 4 & 5

**SPECIFIED  
CONFIDENTIAL**

4. Name, Title and Telephone Number of Contact  
Person Concerning Data Submitted on this Form  
Delmar J. Clark Jr., Financial Analyst – Regulatory  
(813) 824-6491

5. Signature of Official Submitting Report

  
Delmar J. Clark Jr., Financial Analyst – Regulatory

6. Date Completed: December 15, 1994

Line No.	Supplier Name	Mine Location	Purchase Type	Tons	F.O.B. Mine Price (\$/Ton)	Short Haul & Loading Charges (\$/Ton)	Original Invoice Price (\$/Ton)	Retro-active Price Increases (\$/Ton)	Base Price (\$/Ton)	Quality Adjustments (\$/Ton)	Effective Purchase Price (\$/Ton)
(a)	(b)	(c)	(d)	(e)	(f)	(g)	(h)	(i)	(j)	(k)	(l)
1.	Powell Mtn. Joint Venture	08,Va,105	LTC	39,828	\$37.40	\$0.00	\$37.40	\$0.00	\$37.40	\$0.00	\$37.40
2.	Powell Mtn. Joint Venture	08,Ky,119	LTC	19,611	\$37.40	\$0.00	\$37.40	\$0.00	\$37.40	\$0.00	\$37.40
3.	Golden Oak Mining Co.	08,Ky,133	LTC	89,994	\$28.41	\$0.00	\$28.41	\$0.00	\$28.41	\$0.00	\$28.41
4.	Franklin Coal Sales	08,Ky,195	LTC	19,320	\$26.90	\$0.00	\$26.90	\$0.00	\$26.90	\$0.00	\$26.90
5.	Transfer Facility	N/A	LTC	98,934	\$45.00	\$0.00	\$45.00	N/A	\$45.00	N/A	\$45.00

MONTHLY REPORT OF COST AND QUALITY OF COAL FOR ELECTRIC PLANTS


ORIGIN, TONNAGE, DELIVERED PRICE AND AS RECEIVED QUALITY

- 1. Report For: Mo. October Yr. 1994
- 2. Reporting Company: Florida Power Corporation
- 3. Plant Name: Transfer Facility IMT

**SPECIFIED  
CONFIDENTIAL**

4. Name, Title and Telephone Number of Contact  
Person Concerning Data Submitted on this Form  
Delmar J. Clark Jr., Financial Analyst - Regulatory  
(813) 824-6491

5. Signature of Official Submitting Report

  
Delmar J. Clark Jr., Financial Analyst - Regulatory

6. Date Completed: December 15, 1994

Line No.	Supplier Name	Mine Location	Shipping Point	Transportation Mode	Tons	Effective Purchase Price (\$/Ton)	Additional Shorthaul & Loading Charges (\$/Ton)	Rail Rate (\$/Ton)	Other Rail Charges (\$/Ton)	River Barge Rate (\$/Ton)	Trans-loading Rate (\$/Ton)	Ocean Barge Rate (\$/Ton)	Other Water Charges (\$/Ton)	Other Related Charges (\$/Ton)	Transportation Charges (\$/Ton)	F.O.B.
																Plant Price (\$/Ton)
(a)	(b)	(c)	(d)	(e)	(f)	(g)	(h)	(i)	(j)	(k)	(l)	(m)	(n)	(o)	(p)	(q)
1.	A. T. Massey Coal Co.	08, Wv, 005	Boone, Wv	TR&B	27,026	\$27.44	N/A	N/A	N/A	N/A	N/A	N/A	N/A	N/A	\$15.90	\$43.34
2.	A. T. Massey Coal Co.	08, Ky, 159	Martin, Ky	TR&B	14,455	\$27.44	N/A	N/A	N/A	N/A	N/A	N/A	N/A	N/A	\$15.90	\$43.34
3.	A. T. Massey Coal Co.	08, Wv, 099	Wayne, Wv	TR&B	20,211	\$27.44	N/A	N/A	N/A	N/A	N/A	N/A	N/A	N/A	\$15.90	\$43.34
4.	Pen Coal Co.	08, Ky, 019	Boyd, Ky	B	3,265	\$27.71	N/A	N/A	N/A	N/A	N/A	N/A	N/A	N/A	\$15.90	\$43.61
5.	Pen Coal Co.	08, Wv, 099	Wayne, Wv	B	8,313	\$27.73	N/A	N/A	N/A	N/A	N/A	N/A	N/A	N/A	\$15.90	\$43.63
6.	Diamond May Coal Co.	08, Ky, 019	Boyd, Ky	B	18,585	\$33.18	N/A	N/A	N/A	N/A	N/A	N/A	N/A	N/A	\$15.90	\$49.08
7.	Inter-American Coal, Inc.	N/A	Venezuela	GB	29,114	\$35.87	N/A	N/A	N/A	N/A	N/A	N/A	N/A	N/A	\$4.10	\$39.97

MONTHLY REPORT OF COST AND QUALITY OF COAL FOR ELECTRIC PLANTS  
ORIGIN, TONNAGE, DELIVERED PRICE AND AS RECEIVED QUALITY

- 1. Report For: Mo. October Yr. 1994
- 2. Reporting Company: Florida Power Corporation
- 3. Plant Name: Crystal River 1 & 2

**SPECIFIED  
CONFIDENTIAL**

- 4. Name, Title and Telephone Number of Contact Person Concerning Data Submitted on this Form  
Delmar J. Clark Jr., Financial Analyst - Regulatory  
(813) 824-6491

- 5. Signature of Official Submitting Report

*Delmar J. Clark Jr.*  
Delmar J. Clark Jr., Financial Analyst - Regulatory

- 6. Date Completed: December 15, 1994

Line No.	Supplier Name	Mine Location	Shipping Point	Transportation Mode	Tons	Effective Purchase Price (\$/Ton)	Additional Shorthaul & Loading Charges (\$/Ton)	Rail Rate (\$/Ton)	Other Rail Charges (\$/Ton)	River Barge Rate (\$/Ton)	Trans-loading Rate (\$/Ton)	Ocean Barge Rate (\$/Ton)	Other Water Charges (\$/Ton)	Other Related Charges (\$/Ton)	Transportation Charges (\$/Ton)	F.O.B. Plant Price (\$/Ton)
1.	New Horizons Coal, Inc.	08,Ky,095	Harlan, Ky	UR	59,661	\$28.13	\$0.00	\$15.02	\$0.79	N/A	N/A	N/A	\$0.00	\$0.00	\$15.81	\$43.94
2.	Consolidation Coal Sales	08,Ky,025	Breathitt, Ky	UR	39,192	\$24.11	\$0.00	\$15.22	\$0.79	N/A	N/A	N/A	\$0.00	\$0.00	\$16.01	\$40.12
3.	Kentucky May Coal Company	08,Ky,025	Breathitt, Ky	UR	19,412	\$23.84	\$0.00	\$16.20	\$0.79	N/A	N/A	N/A	\$0.00	\$0.00	\$16.99	\$40.83
4.	Kentucky May Coal Company	08,Ky,065	Estill, Ky	UR	9,336	\$23.84	\$0.00	\$16.20	\$0.79	N/A	N/A	N/A	\$0.00	\$0.00	\$16.99	\$40.83
5.	Franklin Coal Sales Co.	08,Ky,119	Knott, Ky	UR	9,642	\$25.25	\$0.00	\$15.22	\$0.79	N/A	N/A	N/A	\$0.00	\$0.00	\$16.01	\$41.26
9.	Transfer Facility	N/A	Plaquemines	OB	0	-	\$0.00	N/A	N/A	N/A	N/A	-	\$0.00	\$0.00	-	-



MONTHLY REPORT OF COST AND QUALITY OF COAL FOR ELECTRIC PLANTS  
ORIGIN, TONNAGE, DELIVERED PRICE AND AS RECEIVED QUALITY

- 1. Report For: Mo. October Yr. 1994
- 2. Reporting Company: Florida Power Corporation
- 3. Plant Name: Crystal River 4 & 5

**SPECIFIED  
CONFIDENTIAL**

- 4. Name, Title and Telephone Number of Contact Person Concerning Data Submitted on this Form  
Delmar J. Clark Jr., Financial Analyst - Regulatory  
(813) 824-6491

- 5. Signature of Official Submitting Report

  
Delmar J. Clark Jr., Financial Analyst - Regulatory

- 6. Date Completed: December 15, 1994

Line No.	Supplier Name	Mine Location	Shipping Point	Transportation Mode	Tons	Effective Purchase Price (\$/Ton)	Additional Shorthaul & Loading Charges (\$/Ton)	Rail Rate (\$/Ton)	Other Rail Charges (\$/Ton)	River Barge Rate (\$/Ton)	Trans-loading Rate (\$/Ton)	Ocean Barge Rate (\$/Ton)	Other Water Charges (\$/Ton)	Other Related Charges (\$/Ton)	Transportation Charges (\$/Ton)	F.O.B. Plant Price (\$/Ton)
(a)	(b)	(c)	(d)	(e)	(f)	(g)	(h)	(i)	(j)	(k)	(l)	(m)	(n)	(o)	(p)	(q)
1.	Powell Mtn. Joint Venture	08,Va,105	Lee, Va	UR	39,828	\$37.40	\$0.00	\$15.12	\$0.78	N/A	N/A	N/A	\$0.00	\$0.00	\$15.90	\$53.30
2.	Powell Mtn. Joint Venture	08,Ky,119	Knott, Ky	UR	19,611	\$37.40	\$0.00	\$15.12	\$0.78	N/A	N/A	N/A	\$0.00	\$0.00	\$15.90	\$53.30
3.	Golden Oak Mining Co.	08,Ky,133	Letcher, Ky	UR	89,994	\$28.41	\$0.00	\$16.20	\$0.78	N/A	N/A	N/A	\$0.00	\$0.00	\$16.98	\$45.39
4.	Franklin Coal Sales	08,Ky,195	Pike, Ky	UR	19,320	\$26.90	\$0.00	\$15.22	\$0.78	N/A	N/A	N/A	\$0.00	\$0.00	\$16.00	\$42.90
5.	Transfer Facility	N/A	Plaquemines Parrish, La	OB	98,934	\$45.00	\$0.00	N/A	N/A	N/A	N/A	\$7.60	\$0.00	\$0.00	\$7.60	\$52.60

MONTHLY REPORT OF COST AND QUALITY OF COAL FOR ELECTRIC PLANTS  
 REPORT OF ADJUSTMENTS TO PREVIOUS COAL DELIVERIES

- 1. Report For: Mo. October Yr. 1994
- 2. Reporting Company: Florida Power Corporation
- 3. Plant Name: Transfer Facility IMT

**SPECIFIED  
 CONFIDENTIAL**

4. Name, Title and Telephone Number of Contact  
 Person Concerning Data Submitted on this Form  
 Delmar J. Clark Jr., Financial Analyst – Regulatory  
 (813) 824-6491

5. Signature of Official Submitting Report

  
 Delmar J. Clark Jr., Financial Analyst – Regulatory

6. Date Completed: December 15, 1994

Line No.	Month Reported	Form Plant Name	Intended Generating Plant	Supplier	Original Line Number	Old Volume (tons)	Form No.	Column Title	Old Value	New Value	New F.O.B. Plant Price	Reason for Revision
(a)	(b)	(c)	(d)	(e)	(f)	(g)	(h)	(i)	(j)	(k)	(l)	(m)
1.	08/94	CR 4&5	CR 4&5	Diamond May Coal Co.	5	22,004	2A	(k) Quality Adjustment	\$0.00	(\$0.90)	\$48.18	Quality Adjustment
2.	09/94	CR 4&5	CR 4&5	Diamond May Coal Co.	5	8,115	2A	(k) Quality Adjustment	\$0.00	(\$0.42)	\$48.66	Quality Adjustment

MONTHLY REPORT OF COST AND QUALITY OF COAL FOR ELECTRIC PLANTS  
 REPORT OF ADJUSTMENTS TO PREVIOUS COAL DELIVERIES

- 1. Report For: Mo. October Yr. 1994
- 2. Reporting Company: Florida Power Corporation
- 3. Plant Name: Transfer Facility TTI Systems, Inc.

4. Name, Title and Telephone Number of Contact Person Concerning Data Submitted on this Form  
 Delmar J. Clark Jr., Financial Analyst - Regulatory  
 (813) 824-6491

5. Signature of Official Submitting Report

  
 Delmar J. Clark Jr., Financial Analyst - Regulatory

6. Date Completed: December 15, 1994

Line No.	Month Reported	Form Plant Name	Intended Generating Plant	Supplier	Original Line Number	Old Volume (tons)	Form No.	Column Title	Old Value	New Value	New F.O.B. Plant Price	Reason for Revision
(a)	(b)	(c)	(d)	(e)	(f)	(g)	(h)	(i)	(j)	(k)	(l)	(m)

== NONE ==



MONTHLY REPORT OF COST AND QUALITY OF COAL FOR ELECTRIC PLANTS  
 REPORT OF ADJUSTMENTS TO PREVIOUS COAL DELIVERIES

- 1. Report For: Mo. October Yr. 1994
- 2. Reporting Company: Florida Power Corporation
- 3. Plant Name: Crystal River 1 & 2

**SPECIFIED  
 CONFIDENTIAL**

4. Name, Title and Telephone Number of Contact Person Concerning Data Submitted on this Form  
 Delmar J. Clark Jr., Financial Analyst – Regulatory  
 (813) 824-6491

5. Signature of Official Submitting Report

  
 Delmar J. Clark Jr., Financial Analyst – Regulatory

6. Date Completed: December 15, 1994

Line No.	Month Reported	Form Plant Name	Intended Generating Plant	Supplier	Original Line Number	Old Volume (tons)	Form No.	Column Title	Old Value	New Value	New F.O.B. Plant Price	Reason for Revision
(a)	(b)	(c)	(d)	(e)	(f)	(g)	(h)	(i)	(j)	(k)	(l)	(m)
1.	07/94	CR 1&2	CR 1&2	Consolidation Coal Sales	2	19,818	2A	(k) Quality Adjustment	\$0.00	\$1.17	\$41.60	Quality Adjustment
2.	07/94	CR 1&2	CR 1&2	Consolidation Coal Sales	3	7,998	2A	(k) Quality Adjustment	\$0.00	\$1.17	\$41.60	Quality Adjustment
3.	08/94	CR 1&2	CR 1&2	Consolidation Coal Sales	3	19,129	2A	(k) Quality Adjustment	\$0.00	\$0.74	\$40.72	Quality Adjustment
4.	08/94	CR 1&2	CR 1&2	Consolidation Coal Sales	3	9,867	2A	(k) Quality Adjustment	\$0.00	\$0.74	\$40.72	Quality Adjustment


MONTHLY REPORT OF COST AND QUALITY OF COAL FOR ELECTRIC PLANTS  
 REPORT OF ADJUSTMENTS TO PREVIOUS COAL DELIVERIES

**SPECIFIED  
 CONFIDENTIAL**

- 1. Report For: Mo. October Yr. 1994
- 2. Reporting Company: Florida Power Corporation
- 3. Plant Name: Crystal River 4 & 5

4. Name, Title and Telephone Number of Contact  
 Person Concerning Data Submitted on this Form  
 Delmar J. Clark Jr., Financial Analyst – Regulatory  
 (813) 824-6491

5. Signature of Official Submitting Report

  
 Delmar J. Clark Jr., Financial Analyst – Regulatory

6. Date Completed: December 15, 1994

Line No.	Month Reported	Form Plant Name	Intended Generating Plant	Supplier	Original Line Number	Old Volume (tons)	Form No.	Column Title	Old Value	New Value	New F.O.B. Plant Price	Reason for Revision
(a)	(b)	(c)	(d)	(e)	(f)	(g)	(h)	(i)	(j)	(k)	(l)	(m)
1.	09/94	CR 4&5	CR 4&5	Golden Oak Mining Co.	2	89,589	2A	(k) Quality Adjustment	\$0.00	(\$0.09)	\$45.33	Quality Adjustment
2.	09/94	CR 4&5	CR 4&5	Franklin Coal Sales	3	18,825	2A	(k) Quality Adjustment	\$0.00	\$1.06	\$44.01	Quality Adjustment