



FILE COPY

Florida Power
CORPORATION

JAMES A. MCGEE
SENIOR COUNSEL

June 16, 1995

Ms. Blanco S. Bayo, Director
Division of Records and Reporting
Florida Public Service Commission
2540 Shumard Oak Blvd.
Tallahassee, Florida 32399-0850

Re: Docket No. 950001-EI

Dear Ms. Bayo:

ACK 1
AFA 2
APP 1
CAF 1
CFO 1
CIS 1
D 1
E 1
F 1
G 1
H 1
I 1
J 1
K 1
L 1
M 1
N 1
O 1
P 1
Q 1
R 1
S 1
T 1
U 1
V 1
W 1
X 1
Y 1
Z 1

Enclosed for filing are fifteen copies of Florida Power Corporation's FPSC 423 Forms for the month of April, 1995. Forms 423-1A, 423-2, 423-2A, 423-2B, and 423-2C contained in this filing have been edited to delete certain confidential information. Florida Power's Request for Specified Confidential Treatment, which includes an unedited copy of the 423 Forms, has been submitted for filing this date under separate cover.

Please acknowledge your receipt and filing of the above on the enclosed copy of this letter and return same to me.

Very truly yours,

James A. McGee

JAM:jb
Enclosures

cc: Parties of record (w/o enclosure)

b:\forms\423\423-form.ltr

RECEIVED & FILED

28
FPSC-BUREAU OF RECORDS

DOCUMENT NUMBER-DATE

05712 JUN 19 1995

GENERAL OFFICE: 3201 Thirty-fourth Street South • Post Office Box 14042 • St. Petersburg, Florida 33782-4042

A Florida Progress Company

FPSC-RECORDS/REPORTING

MONTHLY REPORT OF COST AND QUALITY OF FUEL OIL FOR ELECTRIC PLANTS
ORIGIN, VOLUME, DELIVERED PRICE AND AS RECEIVED QUALITY

1 REPORTING MONTH Apr-95
2 REPORTING COMPANY FLORIDA POWER CORPORATION

3 NAME, TITLE & TELEPHONE NUMBER OF CONTACT PERSON CONCERNING DATA
SUBMITTED ON THIS FORM JOSEPH K. McENTEGART SR. FUEL ACCOUNTANT (813) 866-4550
4 SIGNATURE OF OFFICIAL SUBMITTING REPORT: *David P. Develle*
DAVID P. DEVELLE, DIRECTOR, REGULATORY ACCOUNTING
5 DATE COMPLETED: 06/02/95

LINE NO. (a)	PLANT NAME (b)	SUPPLIER NAME (c)	SHIPPING POINT (d)	PURCHASE TYPE (e)	DELIVERY LOCATION (f)	DELIVERY DATE (g)	TYPE OIL (h)	SULFER CONTENT (%) (i)	BTU CONTENT (Btu/gal) (j)	VOLUME (Bbls) (k)	DELIVERED PRICE (\$/Bbl) (l)
1	ANCLOTE	BP OIL COMPANY	TAMPA, FL	MTC	FOB PLANT	04/95	F02	0.14	138,279	5,798	\$22.7549
2	AVON PARK PEAKERS	NO DELIVERIES									
3	BARTOW	NO DELIVERIES									
4	BARTOW NORTH FUEL TERMINAL	COASTAL FUELS MARKETING	PORT MANATEE, FL	MTC	FOB TERMINAL	04/95	F06	2.38	154,104	113,107	\$16.3800
5	BARTOW PEAKERS	NO DELIVERIES									
6	BARTOW SOUTH FUEL TERMINAL	BP OIL COMPANY	TAMPA, FL	MTC	FOB TERMINAL	04/95	F02	0.14	138,279	173	\$22.9346
7	BARTOW SOUTH FUEL TERMINAL	COASTAL FUELS MARKETING	PORT MANATEE, FL	MTC	FOB TERMINAL	04/95	F06	1.81	153,778	114,178	\$16.0800
8	BAYBORO PEAKERS	NO DELIVERIES									
9	CRYSTAL RIVER NORTH	BP OIL COMPANY	TAMPA, FL	MTC	FOB PLANT	04/95	F02	0.14	138,279	6,277	\$23.1597
10	CRYSTAL RIVER SOUTH	BP OIL COMPANY	TAMPA, FL	MTC	FOB PLANT	04/95	F02	0.14	138,279	1,748	\$23.0513
11	DEBARY PEAKERS	COASTAL FUELS MARKETING	CAPE CANAVERAL, FL	MTC	FOB PLANT	04/95	F02	0.03	137,342	6,870	\$24.5220
12	HIGGINS STEAM PLANT	NO DELIVERIES									
13	HIGGINS PEAKERS	NO DELIVERIES									
14	INTERCESSION CITY PEAKERS	NO DELIVERIES									
15	CRYSTAL RIVER NUCLEAR PLANT	NO DELIVERIES									
16	PORT SAINT JOE PEAKERS	NO DELIVERIES									
17	ROSEMARY PEAKERS	COASTAL FUELS MARKETING	CAPE CANAVERAL, FL	MTC	FOB PLANT	04/95	F02	0.03	137,342	6,870	\$24.0798
18	SEWANEE STEAM PLANT	NO DELIVERIES									

DOCUMENT NUMBER-DATE

05712 JUN 19 1995

FPSC-RECORDS/REPORTING

MONTHLY REPORT OF COST AND QUALITY OF COAL FOR ELECTRIC PLANTS
ORIGIN, TONNAGE, DELIVERED PRICE AND AS RECEIVED QUALITY

1. Report for: Mo. April Yr. 1995
2. Reporting Company: Florida Power Corporation
3. Plant Name: Crystal River 1 & 2

4. Name, Title and Telephone Number of Contact Person Concerning Data Submitted on this Form
Delmar J. Clark Jr., Financial Analyst-Regulatory
(813) 824-6491

5. Signature of Official Submitting Report


Delmar J. Clark Jr., Financial Analyst-Regulatory

6. Date Completed: June 15, 1995


Line No.	Supplier Name	Mine Location	Purchase Type	Transportation Mode	Tons	Effective Purchase Price (\$/Ton)	Total Transportation Cost (\$/Ton)	F.O.B. Plant Price (\$/Ton)	As Received Coal Quality			
									Percent Sulfur (%)	Btu Content (Btu/lb)	Percent Ash (%)	Percent Moisture (%)
(a)	(b)	(c)	(d)	(e)	(f)	(g)	(h)	(i)	(j)	(k)	(l)	(m)
1.	Consolidation Coal Sales	08,Ky,025	LTC	UR	28,886			\$41.16	1.03	12,162	7.88	8.60
2.	Arch of Kentucky	08,Ky,095	LTC	UR	48,724			\$43.91	1.00	13,181	6.42	6.60
3.	Ikerd-Bandy	08,Ky,013	STC	UR	28,844			\$41.27	1.05	12,584	8.29	6.79
4.	Transfer Facility	N/A	LTC	OB	-	\$0.00	\$0.00	\$0.00	-	-	-	-

MONTHLY REPORT OF COST AND QUALITY OF COAL FOR ELECTRIC PLANTS
ORIGIN, TONNAGE, DELIVERED PRICE AND AS RECEIVED QUALITY

- 1. Report for: Mo. April Yr. 1995
- 2. Reporting Company: Florida Power Corporation
- 3. Plant Name: Crystal River 4 & 5

4. Name, Title and Telephone Number of Contact Person Concerning Data Submitted on this Form
Delmar J. Clark Jr., Financial Analyst-Regulatory
(813) 824-6491

5. Signature of Official Submitting Report


Delmar J. Clark Jr., Financial Analyst-Regulatory

6. Date Completed: June 15, 1995

Line No.	Supplier Name	Mine Location	Purchase Type	Transportation Mode	Tons	Effective Purchase Price (\$/Ton)	Total Transportation Cost (\$/Ton)	F.O.B. Plant Price (\$/Ton)	As Received Coal Quality			
									Percent Sulfur (%)	Btu Content (Btu/lb)	Percent Ash (%)	Percent Moisture (%)
(a)	(b)	(c)	(d)	(e)	(f)	(g)	(h)	(i)	(j)	(k)	(l)	(m)
1.	Powell Mtn. Joint Venture	08,Va,105	LTC	UR	36,762			\$53.70	0.74	12,581	8.64	7.01
2.	Powell Mtn. Joint Venture	08,Ky,133	LTC	UR	19,203			\$53.70	0.74	12,581	8.64	7.01
3.	Golden Oak Mining Co.	08,Ky,133	LTC	UR	89,522			\$46.33	0.68	13,004	7.22	6.13
4.	Franklin Coal Sales	08,Ky,195	S	UR	9,662			\$43.94	0.66	12,832	8.83	6.65
5.	Franklin Coal Sales	08,Ky,195	LTC	UR	19,285			\$43.64	0.69	12,930	8.84	6.29
6.	Diamond May Coal Company	08,Ky,119	STC	UR	19,693			\$44.42	0.73	12,682	8.24	6.83
7.	Sun Coal Company	08,Ky,193	S	UR	9,217			\$42.22	0.67	12,596	8.74	6.81
8.	Transfer Facility	N/A	LTC	OB	42,700			\$49.74	0.68	12,543	9.24	6.87

MONTHLY REPORT OF COST AND QUALITY OF COAL FOR ELECTRIC PLANTS
ORIGIN, TONNAGE, DELIVERED PRICE AND AS RECEIVED QUALITY

1. Report for: Mo. April Yr. 1995

2. Reporting Company: Florida Power Corporation

3. Plant Name: Transfer Facility IMT

4. Name, Title and Telephone Number of Contact Person Concerning Data Submitted on this Form
Delmar J. Clark Jr., Financial Analyst-Regulatory
(813) 824-6491

5. Signature of Official Submitting Report


Delmar J. Clark Jr., Financial Analyst-Regulatory

6. Date Completed: June 15, 1995


Line No.	Supplier Name	Mine Location	Purchase Type	Transportation Mode	Tons	Effective Purchase Price (\$/Ton)	Total Transportation Cost (\$/Ton)	F.O.B. Plant Price (\$/Ton)	As Received Coal Quality			
									Percent Sulfur (%)	Btu Content (Btu/lb)	Percent Ash (%)	Percent Moisture (%)
(a)	(b)	(c)	(d)	(e)	(f)	(g)	(h)	(i)	(j)	(k)	(l)	(m)
1.	A. T. Massey Coal Co.	08, Wv. 005	LTC	TR&B	22,335			\$42.89	0.68	12,586	8.66	6.81
2.	A. T. Massey Coal Co.	08, Ky. 019	LTC	TR&B	29,702			\$42.89	0.68	12,586	8.66	6.81
3.	Kentucky May Coal Co.	08, Ky. 019	LTC	B	14,492			\$46.18	0.95	12,308	9.72	6.89
4.	Kentucky May Coal Co.	08, Wv. 015	LTC	B	4,735			\$45.32	0.95	12,308	9.72	6.89
5.	Pen Coal Company	08, Ky. 019	LTC	B	22,657			\$44.08	1.00	12,406	9.59	6.54
6.	Pen Coal Company	08, Wv. 059	LTC	B	9,037			\$44.10	1.00	12,406	9.59	6.54
7.	Ikerd-Bandy	08, Ky. 193	STC	B	23,726			\$40.33	0.73	12,719	8.21	6.21

MONTHLY REPORT OF COST AND QUALITY OF COAL FOR ELECTRIC PLANTS
ORIGIN, TONNAGE, DELIVERED PRICE AND AS RECEIVED QUALITY

1. Report for: Mo. April Yr. 1995
2. Reporting Company: Florida Power Corporation
3. Plant Name: Crystal River 1 & 2

4. Name, Title and Telephone Number of Contact Person Concerning Data Submitted on this Form
Delmar J. Clark Jr., Financial Analyst-Regulatory
(813) 824-6491

5. Signature of Official Submitting Report


Delmar J. Clark Jr., Financial Analyst-Regulatory

6. Date Completed: June 15, 1995


Line No.	Supplier Name	Mine Location	Purchase Type	Tons	F.O.B. Mine Price (\$/Ton)	Short Haul & Loading Charges (\$/Ton)	Original Invoice Price (\$/Ton)	Retro-active Price Increases (\$/Ton)	Base Price (\$/Ton)	Quality Adjustments (\$/Ton)	Effective Purchase Price (\$/Ton)
(a)	(b)	(c)	(d)	(e)	(f)	(g)	(h)	(i)	(j)	(k)	(l)
1.	Consolidation Coal Sales	08,Ky,025	LTC	28,886	-	\$0.00	-	\$0.00	-	\$0.00	-
2.	Arch of Kentucky	08,Ky,095	LTC	48,724	-	\$0.00	-	\$0.00	-	\$0.00	-
3.	Ikerd - Bandy	08,Ky,013	STC	28,844	-	\$0.00	-	\$0.00	-	-	-
4.	Transfer Facility	N/A	LTC	-	-	\$0.00	\$0.00	N/A	\$0.00	N/A	\$0.00

MONTHLY REPORT OF COST AND QUALITY OF COAL FOR ELECTRIC PLANTS
ORIGIN, TONNAGE, DELIVERED PRICE AND AS RECEIVED QUALITY

- 1. Report for: Mo. April Yr. 1995
- 2. Reporting Company: Florida Power Corporation
- 3. Plant Name: Crystal River 4 & 5

4. Name, Title and Telephone Number of Contact Person Concerning Data Submitted on this Form
Delmar J. Clark Jr., Financial Analyst-Regulatory
(813) 824-6491

5. Signature of Official Submitting Report


Delmar J. Clark Jr., Financial Analyst-Regulatory

6. Date Completed: June 15, 1995

Line No.	Supplier Name	Mine Location	Purchase Type	Tons	F.O.B. Mine Price (\$/Ton)	Short Haul & Loading Charges (\$/Ton)	Original Invoice Price (\$/Ton)	Retro-active Price Increases (\$/Ton)	Base Price (\$/Ton)	Quality Adjustments (\$/Ton)	Effective Purchase Price (\$/Ton)
(a)	(b)	(c)	(d)	(e)	(f)	(g)	(h)	(i)	(j)	(k)	(l)
1.	Powell Mtn. Joint Venture	08,Va,105	LTC	36,762		\$0.00		\$0.00		\$0.00	
2.	Powell Mtn. Joint Venture	08,Ky,133	LTC	19,203		\$0.00		\$0.00		\$0.00	
3.	Golden Oak Mining Co.	08,Ky,133	LTC	89,522		\$0.00		\$0.00		\$0.00	
4.	Franklin Coal Sales	08,Ky,195	S	9,662		\$0.00		\$0.00		\$0.00	
5.	Franklin Coal Sales	08,Ky,195	LTC	19,285		\$0.00		\$0.00		\$0.00	
6.	Diamond May Coal Company	08,Ky,119	STC	19,693		\$0.00		\$0.00		\$0.00	
7.	Sun Coal Company	08,Ky,193	S	9,217		\$0.00		\$0.00			
8.	Transfer Facility	N/A	LTC	42,700		\$0.00		N/A		N/A	

MONTHLY REPORT OF COST AND QUALITY OF COAL FOR ELECTRIC PLANTS
ORIGIN, TONNAGE, DELIVERED PRICE AND AS RECEIVED QUALITY

1. Report For: Mo. April Yr. 1995

2. Reporting Company: Florida Power Corporation

3. Plant Name: Crystal River 1 & 2

4. Name, Title and Telephone Number of Contact
Person Concerning Data Submitted on this Form
Delmar J. Clark Jr., Financial Analyst - Regulatory
(813) 824-6491

5. Signature of Official Submitting Report


Delmar J. Clark Jr., Financial Analyst - Regulatory

6. Date Completed: June 15, 1995

Line No.	Supplier Name	Mine Location	Shipping Point	Transportation Mode	Tons	Effective Purchase Price (\$/Ton)	Additional Shorthaul & Loading Charges (\$/Ton)	Rail Rate (\$/Ton)	Other Rail Charges (\$/Ton)	River Barge Rate (\$/Ton)	Trans-loading Rate (\$/Ton)	Ocean Barge Rate (\$/Ton)	Other Water Charges (\$/Ton)	Other Related Charges (\$/Ton)	Transportation Charges (\$/Ton)	F.O.B. Plant Price (\$/Ton)
(a)	(b)	(c)	(d)	(e)	(f)	(g)	(h)	(i)	(j)	(k)	(l)	(m)	(n)	(o)	(p)	(q)
1.	Consolidation Coal Sales	08,Ky,025	Breathitt, Ky	UR	28,886		\$0.00			N/A	N/A	N/A	\$0.00	\$0.00		\$41.16
2.	Arch of Kentucky	08,Ky,095	Harlan, Ky	UR	48,724		\$0.00			N/A	N/A	N/A	\$0.00	\$0.00		\$43.91
3.	likerd - Bandy	08,Ky,013	Bell, Ky	UR	28,844		\$0.00			N/A	N/A	N/A	\$0.00	\$0.00		\$41.27
4.	Transfer Facility	N/A	Plaquemines Parrish, La	OB	-	\$0.00	\$0.00	N/A	N/A	N/A	N/A	-	\$0.00	\$0.00	\$0.00	\$0.00

MONTHLY REPORT OF COST AND QUALITY OF COAL FOR ELECTRIC PLANTS
ORIGIN, TONNAGE, DELIVERED PRICE AND AS RECEIVED QUALITY

- 1. Report for: Mo. April Yr. 1995
- 2. Reporting Company: Florida Power Corporation
- 3. Plant Name: Transfer Facility IMT

4. Name, Title and Telephone Number of Contact Person Concerning Data Submitted on this Form
Delmar J. Clark Jr., Financial Analyst-Regulatory
(813) 824-6491

5. Signature of Official Submitting Report


Delmar J. Clark Jr., Financial Analyst-Regulatory

6. Date Completed: June 15, 1995

Line No.	Supplier Name	Mine Location	Purchase Type	Tons	F.O.B. Mine Price (\$/Ton)	Short Haul & Loading Charges (\$/Ton)	Original Invoice Price (\$/Ton)	Retro-active Price Increases (\$/Ton)	Base Price (\$/Ton)	Quality Adjustments (\$/Ton)	Effective Purchase Price (\$/Ton)
(a)	(b)	(c)	(d)	(e)	(f)	(g)	(h)	(i)	(j)	(k)	(l)
1.	A. T. Massey Coal Co.	08, Wv, 005	LTC	22,335		\$0.00		\$0.00		\$0.00	
2.	A. T. Massey Coal Co.	08, Ky, 019	LTC	29,702		\$0.00		\$0.00		\$0.00	
3.	Kentucky May Coal Co.	08, Ky, 019	LTC	14,492		\$0.00		\$0.00			
4.	Kentucky May Coal Co.	08, Wv, 015	LTC	4,735		\$0.00		\$0.00		\$0.00	
5.	Pen Coal Company	08, Ky, 019	LTC	22,657		\$0.00		\$0.00			
6.	Pen Coal Company	08, Wv, 059	LTC	9,037		\$0.00		\$0.00			
7.	Ikerd-Bandy	08, Ky, 193	STC	23,726		\$0.00		\$0.00			

MONTHLY REPORT OF COST AND QUALITY OF COAL FOR ELECTRIC PLANTS
ORIGIN, TONNAGE, DELIVERED PRICE AND AS RECEIVED QUALITY

1. Report For: Mo. April Yr. 1995

2. Reporting Company: Florida Power Corporation

3. Plant Name: Crystal River 4 & 5

4. Name, Title and Telephone Number of Contact

Person Concerning Data Submitted on this Form

Delmar J. Clark Jr., Financial Analyst - Regulatory

(813) 824-6491

5. Signature of Official Submitting Report


Delmar J. Clark Jr., Financial Analyst - Regulatory

6. Date Completed: June 15, 1995

Line No.	Supplier Name	Mine Location	Shipping Point	Transportation Mode	Tons	Effective Purchase Price (\$/Ton)	Additional Shorthaul & Loading Charges (\$/Ton)	Rail Rate (\$/Ton)	Other Rail Charges (\$/Ton)	River Barge Rate (\$/Ton)	Trans-loading Rate (\$/Ton)	Ocean Barge Rate (\$/Ton)	Other Water Charges (\$/Ton)	Other Related Charges (\$/Ton)	Transportation Charges (\$/Ton)	F.O.B. Plant Price (\$/Ton)
(a)	(b)	(c)	(d)	(e)	(f)	(g)	(h)	(i)	(j)	(k)	(l)	(m)	(n)	(o)	(p)	(q)
1.	Powell Mtn. Joint Venture	08,Va,105	Lee, Va	UR	36,762		\$0.00			N/A	N/A	N/A	\$0.00	\$0.00		\$53.70
2.	Powell Mtn. Joint Venture	08,Ky,133	Letcher, Ky	UR	19,203		\$0.00			N/A	N/A	N/A	\$0.00	\$0.00		\$53.70
3.	Golden Oak Mining Co.	08,Ky,133	Letcher, Ky	UR	89,522		\$0.00			N/A	N/A	N/A	\$0.00	\$0.00		\$46.33
4.	Franklin Coal Sales	08,Ky,195	Pike, Ky	UR	9,662		\$0.00			N/A	N/A	N/A	\$0.00	\$0.00		\$43.94
5.	Franklin Coal Sales	08,Ky,195	Pike, Ky	UR	19,285		\$0.00			N/A	N/A	N/A	\$0.00	\$0.00		\$43.64
6.	Diamond May Coal Co.	08,Ky,119	Knott, Ky	UR	19,693		\$0.00			N/A	N/A	N/A	\$0.00	\$0.00		\$44.42
7.	Sun Coal Company	08,Ky,193	Perry, Ky	UR	9,217		\$0.00			N/A	N/A	N/A	\$0.00	\$0.00		\$42.22
8.	Transfer Facility	N/A	Plaquemines Parrish, La	OB	42,700		\$0.00	N/A	N/A	N/A	N/A		\$0.00	\$0.00		\$49.74

MONTHLY REPORT OF COST AND QUALITY OF COAL FOR ELECTRIC PLANTS
ORIGIN, TONNAGE, DELIVERED PRICE AND AS RECEIVED QUALITY

1. Report For: Mo. April Yr. 1995

2. Reporting Company: Florida Power Corporation

3. Plant Name: Transfer Facility IMT

4. Name, Title and Telephone Number of Contact Person Concerning Data Submitted on this Form
Delmar J. Clark Jr., Financial Analyst - Regulatory
(813) 824-6491

5. Signature of Official Submitting Report


Delmar J. Clark Jr., Financial Analyst - Regulatory

6. Date Completed: June 15, 1995

Line No.	Supplier Name	Mine Location	Shipping Point	Transportation Mode	Tons	Effective Purchase Price (\$/Ton)	Additional Shorthaul & Loading Charges (\$/Ton)	Rail Rate (\$/Ton)	Other Rail Charges (\$/Ton)	River Barge Rate (\$/Ton)	Trans-loading Rate (\$/Ton)	Ocean Barge Rate (\$/Ton)	Other Water Charges (\$/Ton)	Other Related Charges (\$/Ton)	Transportation Charges (\$/Ton)	F.O.B. Plant Price (\$/Ton)
(a)	(b)	(c)	(d)	(e)	(f)	(g)	(h)	(i)	(j)	(k)	(l)	(m)	(n)	(o)	(p)	(q)
1.	A. T. Massey Coal Co.	08, Wv, 005	Boone, Wv	TR&B	22,335		N/A	N/A	N/A	N/A	N/A	N/A	N/A	N/A		\$42.89
2.	A. T. Massey Coal Co.	08, Ky, 019	Boyd, Ky	TR&B	29,702		N/A	N/A	N/A	N/A	N/A	N/A	N/A	N/A		\$42.89
3.	Kentucky May Coal Co.	08, Ky, 019	Boyd, Ky	B	14,492		N/A	N/A	N/A	N/A	N/A	N/A	N/A	N/A		\$46.18
4.	Kentucky May Coal Co.	08, Wv, 015	Clay, Wv	B	4,735		N/A	N/A	N/A	N/A	N/A	N/A	N/A	N/A		\$45.32
5.	Pen Coal Company	08, Ky, 019	Boyd, Ky	B	22,657		N/A	N/A	N/A	N/A	N/A	N/A	N/A	N/A		\$44.08
6.	Pen Coal Company	08, Wv, 059	Mingo, Wv	B	9,037		N/A	N/A	N/A	N/A	N/A	N/A	N/A	N/A		\$44.10
7.	Ikerd-Bandy	08, Ky, 193	Perry, Ky	B	23,726		N/A	N/A	N/A	N/A	N/A	N/A	N/A	N/A		\$40.33

MONTHLY REPORT OF COST AND QUALITY OF COAL FOR ELECTRIC PLANTS
 REPORT OF ADJUSTMENTS TO PREVIOUS COAL DELIVERIES

- 1. Report For: Mo. April Yr. 1995
- 2. Reporting Company: Florida Power Corporation
- 3. Plant Name: Crystal River 1 & 2

4 Name, Title and Telephone Number of Contact
 Person Concerning Data Submitted on this Form
 Delmar J. Clark Jr., Financial Analyst - Regulatory
 (813) 824-6491

5. Signature of Official Submitting Report


 Delmar J. Clark Jr., Financial Analyst - Regulatory

6. Date Completed: June 15, 1995

Line No.	Month Reported	Form Plant Name	Intended Generating Plant	Supplier	Original Line Number	Old Volume (tons)	Form No.	Column Title	Old Value	New Value	New F.O.B. Plant Price	Reason for Revision
(a)	(b)	(c)	(d)	(e)	(f)	(g)	(h)	(i)	(j)	(k)	(l)	(m)

== NONE ==

MONTHLY REPORT OF COST AND QUALITY OF COAL FOR ELECTRIC PLANTS
 REPORT OF ADJUSTMENTS TO PREVIOUS COAL DELIVERIES

- 1. Report For: Mo. April Yr. 1995
- 2. Reporting Company: Florida Power Corporation
- 3. Plant Name: Crystal River 4 & 5

4. Name, Title and Telephone Number of Contact Person Concerning Data Submitted on this Form
 Delmar J. Clark Jr., Financial Analyst - Regulatory
 (813) 824-6491

5. Signature of Official Submitting Report


 Delmar J. Clark Jr., Financial Analyst - Regulatory

6. Date Completed: June 15, 1995

Line No.	Month Reported	Form Plant Name	Intended Generating Plant	Supplier	Original Line Number	Old Volume (tons)	Form No.	Column Title	Old Value	New Value	New F.O.B. Plant Price	Reason for Revision
(a)	(b)	(c)	(d)	(e)	(f)	(g)	(h)	(i)	(j)	(k)	(l)	(m)
1.	02/95	CR 4&5	CR 4&5	Franklin Coal Sales	4	9,664	2A	(k) Quality Adjustment			\$43.56	Quality Adjustment
2.	01/95	CR 4&5	CR 4&5	Golden Oak Mining Co.	2	67,332	2A	(k) Quality Adjustment			\$45.53	Quality Adjustment
3.	02/95	CR 4&5	CR 4&5	Golden Oak Mining Co.	3	59,159	2A	(k) Quality Adjustment			\$46.04	Quality Adjustment
4.	03/95	CR 4&5	CR 4&5	Golden Oak Mining Co.	3	69,636	2A	(k) Quality Adjustment			\$46.17	Quality Adjustment

MONTHLY REPORT OF COST AND QUALITY OF COAL FOR ELECTRIC PLANTS
 REPORT OF ADJUSTMENTS TO PREVIOUS COAL DELIVERIES

- 1. Report For: Mo. April Yr. 1995
- 2. Reporting Company: Florida Power Corporation
- 3. Plant Name: Transfer Facility TTI Systems, Inc.

4. Name, Title and Telephone Number of Contact
 Person Concerning Data Submitted on this Form
 Delmar J. Clark Jr., Financial Analyst - Regulatory
 (813) 824-6491

5. Signature of Official Submitting Report


 Delmar J. Clark Jr., Financial Analyst - Regulatory

6. Date Completed: June 15, 1995

Line No.	Month Reported	Form Plant Name	Intended Generating Plant	Supplier	Original Line Number	Old Volume (tons)	Form No.	Column Title	Old Value	New Value	New F.O.B. Plant Price	Reason for Revision
(a)	(b)	(c)	(d)	(e)	(f)	(g)	(h)	(i)	(j)	(k)	(l)	(m)

== NONE ==

MONTHLY REPORT OF COST AND QUALITY OF COAL FOR ELECTRIC PLANTS
 REPORT OF ADJUSTMENTS TO PREVIOUS COAL DELIVERIES


1. Report For: Mo. April Yr. 1995

2. Reporting Company: Florida Power Corporation

3. Plant Name: Transfer Facility IMT

4. Name, Title and Telephone Number of Contact
 Person Concerning Data Submitted on this Form
 Delmar J. Clark Jr., Financial Analyst - Regulatory
 (813) 824-6491

5. Signature of Official Submitting Report


 Delmar J. Clark Jr., Financial Analyst - Regulatory

6. Date Completed: June 15, 1995

Line No.	Month Reported	Form Plant Name	Intended Generating Plant	Supplier	Original Line Number	Old Volume (tons)	Form No.	Column Title	Old Value	New Value	New F.O.B. Plant Price	Reason for Revision
(a)	(b)	(c)	(d)	(e)	(f)	(g)	(h)	(i)	(j)	(k)	(l)	(m)
1.	03/95	CR 1&2	CR 1&2	Kentucky May Coal Co.	4	6,293	2A	(f) F.O.B. Mine Price			\$45.95	Revised FOB Mine Price
2.	02/95	CR 1&2	CR 1&2	Pen Coal Company	3	15,792	2A	(k) Quality Adjustment			\$44.99	Quality Adjustment
3.	02/95	CR 1&2	CR 1&2	Pen Coal Company	3	5,463	2A	(k) Quality Adjustment			\$45.01	Quality Adjustment
4.	02/95	CR 4&5	CR 4&5	A. T. Massey Coal Co.	1	40,501	2A	(k) Quality Adjustment			\$42.57	Quality Adjustment
5.	03/95	CR 4&5	CR 4&5	A. T. Massey Coal Co.	1	30,707	2A	(k) Quality Adjustment			\$42.47	Quality Adjustment
6.	03/95	CR 4&5	CR 4&5	A. T. Massey Coal Co.	2	17,866	2A	(k) Quality Adjustment			\$42.47	Quality Adjustment
7.	03/95	CR 4&5	CR 4&5	Ikerd - Bandy	8	31,589	2A	(k) Quality Adjustment			\$39.98	Quality Adjustment
8.	02/95	CR 4&5	CR 4&5	Sun Coal Company	5	7,095	2A	(k) Quality Adjustment			\$40.04	Quality Adjustment
9.	03/95	CR 4&5	CR 4&5	Sun Coal Company	9	15,830	2A	(k) Quality Adjustment			\$40.29	Quality Adjustment