

SCANNED

990001

MACFARLANE AUSLEY FERGUSON & McMULLEN

ATTORNEYS AND COUNSELORS AT LAW

111 MADISON STREET, SUITE 2300
P.O. BOX 1531 (ZIP 33601)
TAMPA, FLORIDA 33602
(813) 273-4200 FAX (813) 273-4396

227 SOUTH CALHOUN STREET
P.O. BOX 391 (ZIP 32302)
TALLAHASSEE, FLORIDA 32301
(904) 224-9115 FAX (904) 222-7560

400 CLEVELAND STREET
P. O. BOX 1669 (ZIP 34617)
CLEARWATER, FLORIDA 34615
(813) 441-8966 FAX (813) 442-8470

July 17, 1995

HAND DELIVERED

IN REPLY REFER TO:

Tallahassee

Ms. Blanca S. Bayo, Director
Division of Records and Reporting
Florida Public Service Commission
2540 Shumard Oak Boulevard
Tallahassee, FL 32399-0850

DECLASSIFIED

Re: Fuel and Purchased Power Cost Recovery Clause
and Generating Performance Incentive Factor
FPSC Docket No. 950001-EI

REQUEST FOR SPECIFIED CONFIDENTIAL TREATMENT


Dear Ms. Bayo:

We submit herewith Tampa Electric Company's 423 Forms for the month of May 1995 and request specified confidential treatment of Forms 423-1(a), 423-2, 423-2(a) and 423-2(b). Our request is made pursuant to Section 366.093, Fla. Stat., for the reasons detailed in the document entitled "Tampa Electric Company's Request for Specified Confidential Treatment", which document was filed under separate cover (copy enclosed). The sensitive information contained in these forms has been highlighted in yellow.

Please acknowledge receipt and filing of the above by stamping the duplicate copy of this letter and returning same to this writer.

Thank you for your assistance in connection with this matter.

Sincerely,


James D. Beasley

JDB/pp
encls.

cc: All Parties of Record (w/o enc.)

DOCUMENT NUMBER-DATE

06732 JUL 17 95

FPSC-RECORDS/REPORTING

RECEIVED & FILED



MONTHLY REPORT OF COST AND QUALITY OF FUEL OIL FOR ELECTRIC PLANTS
ORIGIN, VOLUME, DELIVERED PRICE AND AS RECEIVED QUALITY

3. Name, Title & Telephone Number of Contact Person Concerning Data
Submitted on this Form: Jeffrey Chronister, Manager Financial Reporting
(813) - 228 - 1609

1. Reporting Month: May Year: 1995

2. Reporting Company: Tampa Electric Company

4. Signature of Official Submitting Report: 
L. L. Lefler, Vice Pres. & Controller

5. Date Completed: July 14, 1995

Line No. (a)	Plant Name (b)	Supplier Name (c)	Shipping Point (d)	Purchase Type (e)	Delivery Location (f)	Delivery Date (g)	Type Oil (h)	Sulfur Content % (i)	BTU Content (BTU/Gal) (j)	Volume (Bbls) (k)	Delivered Price (\$/Bbl) (l)
1.	Gannon	Coastal Fuels	Tampa	LTC	Gannon	05-04-95	F02	0.12	137,130	3,764.64	\$24.4613
2.	Gannon	Coastal Fuels	Tampa	LTC	Gannon	05-06-95	F02	*	*	165.35	\$24.3896
3.	Gannon	Coastal Fuels	Tampa	LTC	Gannon	05-24-95	F02	*	*	165.05	\$24.6417
4.	Big Bend	Coastal Fuels	Tampa	LTC	Big Bend	05-04-95	F02	0.11	136,737	6,474.37	\$24.4613
5.	Hookers Pt	Coastal Fuels	Tampa	LTC	Hookers Pt	05-03-95	F02	*	*	118.20	\$24.3904
6.	Hookers Pt	Coastal Fuels	Tampa	LTC	Hookers Pt	05-15-95	F06	0.08	150,510	115,815.43	\$17.9050
7.	Phillips	Coastal Fuels	Tampa	LTC	Phillips	05-17-95	F02	0.08	136,930	521.63	\$25.0575
8.	Phillips	Coastal Fuels	Tampa	LTC	Phillips	05-17-95	F06	0.08	149,810	1,346.38	\$21.2200
9.	Phillips	Coastal Fuels	Tampa	LTC	Phillips	05-18-95	F06	0.08	150,020	1,197.71	\$21.2200
10.	Phillips	Coastal Fuels	Tampa	LTC	Phillips	05-19-95	F06	0.08	149,850	2,544.88	\$21.2412

* No analysis Taken

MONTHLY REPORT OF COST AND QUALITY OF FUEL OIL FOR ELECTRIC PLANTS
DETAIL OF INVOICE AND TRANSPORTATION CHARGES

1. Reporting Month: May Year: 1995
2. Reporting Company: Tampa Electric Company

3. Name, Title & Telephone Number of Contact Person Concerning Data
Submitted on this Form: Jeffrey Chronister, Manager Financial Reporting
(813) - 228 - 1609

4. Signature of Official Submitting Report: 
L. L. Kefler Vice Pres. & Controller

5. Date Completed: July 14, 1995

Line No. (a)	Plant Name (b)	Supplier Name (c)	Delivery Location (d)	Delivery Date (e)	Type Oil (f)	Volume (Bbls) (g)	Invoice Price (\$/Bbl) (h)	Invoice Amount \$ (i)	Discount \$ (j)	Net Amount \$ (k)	Net Price (\$/Bbl) (l)	Quality Adjust. (\$/Bbl) (m)	Effective Purchase Price (\$/Bbl) (n)	Transport to Terminal (\$/Bbl) (o)	Add'l Transport Charges (\$/Bbl) (p)	Other Charges (\$/Bbl) (q)	Delivered Price (\$/Bbl) (r)
1.	Gannon	Coastal Fuels	Gannon	05-04-95	F02	3,764.64	\$24.4613	92,088.16	\$0.0000	92,088.16	\$24.4613	\$0.0000	\$24.4613	\$0.0000	\$0.0000	\$0.0000	\$24.4613
2.	Gannon	Coastal Fuels	Gannon	05-06-95	F02	165.35	\$24.3896	4,032.82	\$0.0000	4,032.82	\$24.3896	\$0.0000	\$24.3896	\$0.0000	\$0.0000	\$0.0000	\$24.3896
3.	Gannon	Coastal Fuels	Gannon	05-24-95	F02	165.05	\$24.6417	4,067.12	\$0.0000	4,067.12	\$24.6417	\$0.0000	\$24.6417	\$0.0000	\$0.0000	\$0.0000	\$24.6417
4.	Big Bend	Coastal Fuels	Big Bend	05-04-95	F02	6,474.37	\$24.4613	158,371.81	\$0.0000	158,371.81	\$24.4613	\$0.0000	\$24.4613	\$0.0000	\$0.0000	\$0.0000	\$24.4613
5.	Hookers Pt	Coastal Fuels	Hookers Pt	05-03-95	F02	118.20	\$24.3904	2,882.95	\$0.0000	2,882.95	\$24.3904	\$0.0000	\$24.3904	\$0.0000	\$0.0000	\$0.0000	\$24.3904
6.	Hookers Pt	Coastal Fuels	Hookers Pt	05-15-95	F06	115,815.43	\$17.9050	2,073,675.27	\$0.0000	2,073,675.27	\$17.9050	\$0.0000	\$17.9050	\$0.0000	\$0.0000	\$0.0000	\$17.9050
7.	Phillips	Coastal Fuels	Phillips	05-17-95	F02	521.63	\$25.0575	13,070.75	\$0.0000	13,070.75	\$25.0575	\$0.0000	\$25.0575	\$0.0000	\$0.0000	\$0.0000	\$25.0575
8.	Phillips	Coastal Fuels	Phillips	05-17-95	F06	1,346.38	\$21.2200	28,570.21	\$0.0000	28,570.21	\$21.2200	\$0.0000	\$21.2200	\$0.0000	\$0.0000	\$0.0000	\$21.2200
9.	Phillips	Coastal Fuels	Phillips	05-18-95	F06	1,197.71	\$21.2200	25,415.43	\$0.0000	25,415.43	\$21.2200	\$0.0000	\$21.2200	\$0.0000	\$0.0000	\$0.0000	\$21.2200
10.	Phillips	Coastal Fuels	Phillips	05-19-95	F06	2,544.88	\$21.2412	54,056.38	\$0.0000	54,056.38	\$21.2412	\$0.0000	\$21.2412	\$0.0000	\$0.0000	\$0.0000	\$21.2412
11.																	
12.																	
13.																	
14.																	
15.																	
16.																	
17.																	
18.																	
19.																	
20.																	
21.																	
22.																	
23.																	
24.																	


MONTHLY REPORT OF COST AND QUALITY OF FUEL OIL FOR ELECTRIC PLANTS
REPORT OF ADJUSTMENTS TO PREVIOUS OIL DELIVERIES

1. Reporting Month: May Year: 1995

2. Reporting Company: Tampa Electric Company

3. Name, Title & Telephone Number of Contact Person Concerning Data
Submitted on this Form: Jeffrey Chronister, Manager Financial Rep
(813) - 228 - 1609

4. Signature of Official Submitting Report:


L. L. Lefler, Vice Pres.

5. Date Completed: July 14, 1995

Line No. (a)	Month Reported (b)	Form Plant Name (c)	Supplier (d)	Original Line Number (e)	Old Volume (Bbls) (f)	Form No. (g)	Column Designator & Title (h)	Old Value (i)	New Value (j)	New Delivered Price (k)
1.	February, 1995	Gannon	Coastal Fuels	1.	3,314.01	423-1(a)	Column (m), Quality Adj.	\$0.0000	\$0.1632	\$22.7219
2.	February, 1995	Gannon	Coastal Fuels	3.	3,179.42	423-1(a)	Column (m), Quality Adj.	\$0.0000	\$0.1632	\$22.6925
3.	February, 1995	Big Bend	Coastal Fuels	4.	6,678.08	423-1(a)	Column (m), Quality Adj.	\$0.0000	\$0.1632	\$22.5791
4.	February, 1995	Big Bend	Coastal Fuels	5.	7,179.08	423-1(a)	Column (m), Quality Adj.	\$0.0000	\$0.1632	\$22.6925
5.	March, 1995	Gannon	Coastal Fuels	2.	3,501.03	423-1(a)	Column (m), Quality Adj.	\$0.0000	\$0.1632	\$21.6509
6.										
7.										
8.										
9.										
10.										
11.										
12.										
13.										
14.										
15.										

MONTHLY REPORT OF COST AND QUALITY OF COAL FOR ELECTRIC PLANTS
ORIGIN, TONNAGE, DELIVERED PRICE AND AS RECEIVED QUALITY

1. Reporting Month: May Year: 1995

2. Reporting Company: Tampa Electric Company

3. Plant Name: Electro-Coal Transfer Facility - Big Bend Station (1)

4. Name, Title & Telephone Number of Contact Person Concerning Data
Submitted on this Form: Jeffrey Chronister, Manager Financial Reporting
(813) 228 - 1609

5. Signature of Official Submitting Form:


L. L. Lefler, Vice Pres. & Controller

6. Date Completed: July 14, 1995

Line No. (a)	Supplier Name (b)	Mine Location (c)	Purchase Type (d)	Transport Mode (e)	Tons (f)	Effective Purchase Price (\$/Ton) (g)	Total Transport Charges (\$/Ton) (h)	Delivered Price Facility (\$/Ton) (i)	As Received Coal Quality			
									Sulfur Content % (j)	BTU Content (BTU/lb) (k)	Ash Content % (l)	Moisture Content % (m)
1.	Zeigler Coal	10,IL,145,157	LTC	RB	86,698.10	\$44.213	\$0.000	\$44.213	3.10	10,897	9.70	13.40
2.	Peabody Development	9,KY,101	LTC	RB	38,063.30	\$20.250	\$9.000	\$29.250	2.58	11,040	8.86	14.01
3.	Zeigler Coal	10,IL,145,157	S	RB	6,614.30	\$19.350	\$9.390	\$28.740	3.10	10,989	9.60	12.90
4.	Basin Resources	17,CO,071	LTC	R&B	51,330.47	\$25.480	\$20.940	\$46.420	0.41	13,002	9.83	5.80
5.	Peabody Development	10,IL,165	LTC	RB	22,155.80	\$30.100	\$8.270	\$38.370	1.79	12,102	9.18	9.47
6.	Consolidation Coal	9,KY,225	S	RB	65,391.70	\$19.300	\$8.340	\$27.640	2.80	11,814	5.80	13.00
7.	Peabody Development	9,KY,225,233	LTC	RB	6,933.00	\$20.250	\$8.290	\$28.540	2.73	12,787	9.13	6.31
8.	Pyramid	9,KY,183	S	RB	42,416.10	\$17.500	\$9.260	\$26.760	2.80	11,429	9.30	12.00
9.	Peabody Development	9,KY,101	S	RB	16,480.60	\$15.580	\$9.000	\$24.580	2.55	10,955	9.05	14.32
10.	Mapco	9,KY,233	LTC	RB	23,032.00	\$31.870	\$8.360	\$40.230	2.76	12,767	7.40	7.60

(1) As Electro-Coal Transfer Facility is a central storage site for coal prior to its delivery to the power plant, the coal from suppliers noted on this schedule is usually delivered to Big Bend Station but could ultimately be delivered to Gannon Station.

MONTHLY REPORT OF COST AND QUALITY OF COAL FOR ELECTRIC PLANTS
DETAILED PURCHASED COAL INVOICE INFORMATION

1. Reporting Month: May Year: 1995

2. Reporting Company: Tampa Electric Company

3. Plant Name: Electro-Coal Transfer Facility - Big Bend Station (1)

4. Name, Title & Telephone Number of Contact Person Concerning Data
Submitted on this Form: Jeffrey Chronister, Manager Financial Reporting
(813) - 228 - 1609

5. Signature of Official Submitting Form: 
L. L. Lefler, Vice Pres. & Controller

6. Date Completed: July 14, 1995

Line No. (a)	Supplier Name (b)	Mine Location (c)	Purchase Type (d)	Tons (e)	F.O.B.(2) Mine Price (\$/Ton) (f)	Shorthaul & Loading Charges (\$/Ton) (g)	Original Invoice Price (\$/Ton) (h)	Retro-active Price Adjustments (\$/Ton) (i)	Base Price (\$/Ton) (j)	Quality Adjustments (\$/Ton) (k)	Effective Purchase Price (\$/Ton) (l)
1.	Zeigler Coal	10, IL, 145, 157	LTC	86,698.10	N/A	\$0.00	\$44.213	\$0.000	\$44.213	\$0.000	\$44.213
2.	Peabody Development	9, KY, 101	LTC	38,063.30	N/A	\$0.00	\$20.250	\$0.000	\$20.250	\$0.000	\$20.250
3.	Zeigler Coal	10, IL, 145, 157	S	6,614.30	N/A	\$0.00	\$19.350	\$0.000	\$19.350	\$0.000	\$19.350
4.	Basin Resources	17, CO, 071	LTC	51,330.47	N/A	\$0.00	\$25.480	\$0.000	\$25.480	\$0.000	\$25.480
5.	Peabody Development	10, IL, 165	LTC	22,155.80	N/A	\$0.00	\$30.100	\$0.000	\$30.100	\$0.000	\$30.100
6.	Consolidation Coal	9, KY, 225	S	65,391.70	N/A	\$0.00	\$19.300	\$0.000	\$19.300	\$0.000	\$19.300
7.	Peabody Development	9, KY, 225, 233	LTC	6,933.00	N/A	\$0.00	\$20.250	\$0.000	\$20.250	\$0.000	\$20.250
8.	Pyramid	9, KY, 183	S	42,416.10	N/A	\$0.00	\$17.500	\$0.000	\$17.500	\$0.000	\$17.500
9.	Peabody Development	9, KY, 101	S	16,480.60	N/A	\$0.00	\$15.580	\$0.000	\$15.580	\$0.000	\$15.580
10.	mpco	9, KY, 233	LTC	23,032.00	N/A	\$0.00	\$31.870	\$0.000	\$31.870	\$0.000	\$31.870

(1) As Electro-Coal Transfer Facility is a central storage site for coal prior to its delivery to the power plant, the coal from suppliers noted on this schedule is usually delivered to Big Bend Station but could ultimately be delivered to Gannon Station.


(2) Tampa Electric purchases coal F.O.B. shipping point or F.O.B. destination.

FPSC Form 423-2(b)

MONTHLY REPORT OF COST AND QUALITY OF COAL FOR ELECTRIC PLANTS
DETAIL OF TRANSPORTATION CHARGES

1. Reporting Month: May Year: 1995
2. Reporting Company: Tampa Electric Company
3. Plant Name: Electro-Coal Transfer Facility - Big Bend Station (1)

4. Name, Title & Telephone Number of Contact Person Concerning Data
Submitted on this Form: Jeffrey Chronister, Manager Financial Reporting
(813) 228 - 1609

5. Signature of Official Submitting Form: 
L. L. Lefler, Vice Pres. & Controller

6. Date Completed: July 14, 1995

Line No. (a)	Supplier Name (b)	Mine Location (c)	Shipping Point (d)	Transport Mode (e)	Tons (f)	(2) Add'l		Rail Charges				Waterborne Charges				Total Transport (p)	Delivered Price (q)
						Effective Purchase Price (\$/Ton) (g)	Shorthaul & Loadin Charges (\$/Ton) (h)	Rail Rate (\$/Ton) (i)	Other Rail Charges (\$/Ton) (j)	River Barge Rate (\$/Ton) (k)	Trans-loading Rate (\$/Ton) (l)	Ocean Barge Rate (\$/Ton) (m)	Other Water Charges (\$/Ton) (n)	Other Related Charges (\$/Ton) (o)			
1.	Zeigler Coal	10,IL,145,157	Randolph & Perry Cnty, IL	RB	86,698.10	\$44.213	\$0.000	\$0.000	\$0.000	\$0.000	\$0.000	\$0.000	\$0.000	\$0.000	\$0.000	\$0.000	\$44.213
2.	Peabody Development	9,KY,101	Henderson Cnty, KY	RB	38,063.30	\$20.250	\$0.000	\$0.000	\$0.000	\$9.000	\$0.000	\$0.000	\$0.000	\$0.000	\$0.000	\$9.000	\$29.250
3.	Zeigler Coal	10,IL,145,157	Randolph & Perry Cnty, IL	RB	6,614.30	\$19.350	\$0.000	\$0.000	\$0.000	\$9.390	\$0.000	\$0.000	\$0.000	\$0.000	\$0.000	\$9.390	\$28.740
4.	Basin Resources	17,CO,071	Las Animas Cnty, CO.	R&B	51,330.47	\$25.480	\$0.000	\$12.770	\$0.000	\$8.170	\$0.000	\$0.000	\$0.000	\$0.000	\$0.000	\$20.940	\$46.420
5.	Peabody Development	10,IL,165	Saline Cnty, IL	RB	22,155.80	\$30.100	\$0.000	\$0.000	\$0.000	\$8.270	\$0.000	\$0.000	\$0.000	\$0.000	\$0.000	\$8.270	\$38.370
6.	Consolidation Coal	9,KY,225	Union Cnty, KY	RB	65,391.70	\$19.300	\$0.000	\$0.000	\$0.000	\$8.340	\$0.000	\$0.000	\$0.000	\$0.000	\$0.000	\$8.340	\$27.640
7.	Peabody Development	9,KY,225,233	Union & Webster Cnty, KY	RB	6,933.00	\$20.250	\$0.000	\$0.000	\$0.000	\$8.290	\$0.000	\$0.000	\$0.000	\$0.000	\$0.000	\$8.290	\$28.540
8.	Pyramid	9,KY,183	Ohio Cnty, KY	RB	42,416.10	\$17.500	\$0.000	\$0.000	\$0.000	\$9.260	\$0.000	\$0.000	\$0.000	\$0.000	\$0.000	\$9.260	\$26.760
9.	Peabody Development	9,KY,101	Henderson Cnty, KY	RB	16,480.60	\$15.580	\$0.000	\$0.000	\$0.000	\$9.000	\$0.000	\$0.000	\$0.000	\$0.000	\$0.000	\$9.000	\$24.580
10.	Mapco	9,KY,233	Webster Cnty, KY	RB	23,032.00	\$31.870	\$0.000	\$0.000	\$0.000	\$8.360	\$0.000	\$0.000	\$0.000	\$0.000	\$0.000	\$8.360	\$40.230

- (1) As Electro-Coal Transfer Facility is a central storage site for coal prior to its delivery to the power plant, the coal from suppliers noted on this schedule is usually delivered to Big Bend Station but could ultimately be delivered to Gannon Station.
- (2) Tampa Electric purchases coal F.O.B. shipping point or F.O.B. destination.

FPSC FORM 423-2(b) (2/87)

MONTHLY REPORT OF COST AND QUALITY OF COAL FOR ELECTRIC PLANTS
ORIGIN, TONNAGE, DELIVERED PRICE AND AS RECEIVED QUALITY

1. Reporting Month: May Year: 1995
2. Reporting Company: Tampa Electric Company
3. Plant Name: Electro-Coal Transfer Facility - Gannon Station (1)

4. Name, Title & Telephone Number of Contact Person Concerning Data
Submitted on this Form: Jeffrey Chronister, Manager Financial Reporting
(813) 228 - 1609

5. Signature of Official Submitting Form: 

L. L. Lefler, Vice Pres. & Controller

6. Date Completed: July 14, 1995

Line No. (a)	Supplier Name (b)	Mine Location (c)	Purchase Type (d)	Transport Mode (e)	Tons (f)	Effective Purchase Price (\$/Ton) (g)	Total Transport Charges (\$/Ton) (h)	Delivered Price Transfer Facility (\$/Ton) (i)	As Received Coal Quality			
									Sulfur Content % (j)	BTU Content (BTU/lb) (k)	Ash Content % (l)	Moisture Content % (m)
1.	Gatliff Coal	8,KY,235	LTC	R&B	6,559.45	\$40.450	\$16.420	\$56.870	1.10	12,414	9.56	7.00
2.	Gatliff Coal	8,TN,013	LTC	R&B	7,701.45	\$40.450	\$16.420	\$56.870	1.10	12,414	9.56	7.00
3.	Kerr McGee	10,IL,165	S	RB	56,059.00	\$27.790	\$8.170	\$35.960	1.27	12,112	6.72	11.01

(1) As Electro-Coal Transfer Facility is a central storage site for coal prior to its delivery to the power plant, the coal from suppliers noted on this schedule is usually delivered to Gannon Station but could ultimately be delivered to Big Bend Station.

MONTHLY REPORT OF COST AND QUALITY OF COAL FOR ELECTRIC PLANTS
DETAILED PURCHASED COAL INVOICE INFORMATION

- 1. Reporting Month: May Year: 1995
- 2. Reporting Company: Tampa Electric Company
- 3. Plant Name: Electro-Coal Transfer Facility - Gannon Station (1)

4. Name, Title & Telephone Number of Contact Person Concerning Data
Submitted on this Form: Jeffrey Chronister, Manager Financial Reporting
(813) 228 - 1609

5. Signature of Official Submitting Form:

[Handwritten Signature]
L. L. Lefler, Vice Pres. & Controller

6. Date Completed: July 14, 1995

Line No. (a)	Supplier Name (b)	Mine Location (c)	Purchase Type (d)	Tons (e)	F.O.B.(2) Mine Price (\$/Ton) (f)	Shorthaul & Loading Charges (\$/Ton) (g)	Original Invoice Price (\$/Ton) (h)	Retro-active Price Adjustments (\$/Ton) (i)	Base Price (\$/Ton) (j)	Quality Adjustments (\$/Ton) (k)	Effective Purchase Price (\$/Ton) (l)
1.	Gatliff Coal	8,KY,235	LTC	6,559.45	N/A	\$0.000	\$40.450	\$0.000	\$40.450	\$0.000	\$40.450
2.	Gatliff Coal	8,TN,013	LTC	7,701.45	N/A	\$0.000	\$40.450	\$0.000	\$40.450	\$0.000	\$40.450
3.	Kerr McGee	10,IL,165	S	56,059.00	N/A	\$0.000	\$27.790	\$0.000	\$27.790	\$0.000	\$27.790

(1) As Electro-Coal Transfer Facility is a central storage site for coal prior to its delivery to the power plant, the coal from suppliers noted on this schedule is usually delivered to Gannon Station but could ultimately be delivered to Big Bend Station.

(2) Tampa Electric purchases coal F.O.B. shipping point or F.O.B. destination.

MONTHLY REPORT OF COST AND QUALITY OF COAL FOR ELECTRIC PLANTS
DETAIL OF TRANSPORTATION CHARGES

- 1. Reporting Month: May Year: 1995
- 2. Reporting Company: Tampa Electric Company
- 3. Plant Name: Electro-Coal Transfer Facility - Gannon Station (1)

4. Name, Title & Telephone Number of Contact Person Concerning Data
Submitted on this Form: Jeffrey Chronister, Manager Financial Reporting
(813) 228 - 1609

5. Signature of Official Submitting Form: 
L. L. Lefler, Vice Pres. & Controller

6. Date Completed: July 14, 1995

Line No. (a)	Supplier Name (b)	Mine Location (c)	Shipping Point (d)	Transport Mode (e)	Tons (f)	(2) Effective Purchase Price (\$/Ton) (g)	Add'l Shorthaul & Loadin Charges (\$/Ton) (h)	Rail Charges			Waterborne Charges				Total Transpor Charges (\$/Ton) (p)	Delivere Price Transfer Facilit (\$/Ton) (q)
								Rail Rate (\$/Ton) (i)	Other Rail Charges (\$/Ton) (j)	River Barge Rate (\$/Ton) (k)	Trans-loading Rate (\$/Ton) (l)	Ocean Barge Rate (\$/Ton) (m)	Other Water Charges (\$/Ton) (n)	Other Related Charges (\$/Ton) (o)		
1.	Gatliff Coal	8,KY,235	Union & Webster Cnty, KY	R&B	6,559.45	\$40.450	\$0.000	\$7.480	\$0.000	\$8.940	\$0.000	\$0.000	\$0.000	\$0.000	\$16.420	\$56.870
2.	Gatliff Coal	8,TN,013	Campbell Cnty, TN	R&B	7,701.45	\$40.450	\$0.000	\$7.480	\$0.000	\$8.940	\$0.000	\$0.000	\$0.000	\$0.000	\$16.420	\$56.870
3.	Kerr McGee	10,IL,165	Saline Cnty, IL	RB	56,059.00	\$27.790	\$0.000	\$0.000	\$0.000	\$8.170	\$0.000	\$0.000	\$0.000	\$0.000	\$8.170	\$35.960

(1) As Electro-Coal Transfer Facility is a central storage site for coal prior to its delivery to the power plant, the coal from suppliers noted on this schedule is usually delivered to Gannon Station but could ultimately be delivered to Big Bend Station.

(2) Tampa Electric purchases coal F.O.B. shipping point or F.O.B. destination.

** SPECIFIED CONFIDENTIAL **

FPSC Form 423-2

MONTHLY REPORT OF COST AND QUALITY OF COAL FOR ELECTRIC PLANTS
ORIGIN, TONNAGE, DELIVERED PRICE AND AS RECEIVED QUALITY

- 1. Reporting Month: May Year: 1995
- 2. Reporting Company: Tampa Electric Company
- 3. Plant Name: Big Bend Station

4. Name, Title & Telephone Number of Contact Person Concerning Data
Submitted on this Form: Jeffrey Chronister, Manager Financial Reporting
(813) 228 - 1609

5. Signature of Official Submitting Form: 
L. L. Lefler, Vice Pres. & Controller

6. Date Completed: July 14, 1995

Line No. (a)	Supplier Name (b)	Mine Location (c)	Purchase Type (d)	Transport Mode (e)	Tons (f)	Effective	Total	FOB Plant Price (\$/Ton) (i)	As Received Coal Quality			
						Purchase Price (\$/Ton) (g)	Transport Charges (\$/Ton) (h)		Sulfur Content % (j)	BTU Content (BTU/lb) (k)	Ash Content % (l)	Moisture Content % (m)
1.	Transfer Facility	N/A	N/A	OB	350,479.00	\$39.718	\$9.166	\$48.884	2.25	11,640	9.11	10.74

FPSC FORM 423-2 (2/87)

SPECIFIED CONFIDENTIAL

FPSC Form 423-2(a)

MONTHLY REPORT OF COST AND QUALITY OF COAL FOR ELECTRIC PLANTS
DETAILED PURCHASED COAL INVOICE INFORMATION

- 1. Reporting Month: May Year: 1995
- 2. Reporting Company: Tampa Electric Company
- 3. Plant Name: Big Bend Station

4. Name, Title & Telephone Number of Contact Person Concerning Data
Submitted on this Form: Jeffrey Chronister, Manager Financial Reporting
(813) 228 - 1609

5. Signature of Official Submitting Form: _____

[Handwritten Signature]
L. V. Lefler, Vice Pres. & Controller

6. Date Completed: July 14, 1995


Line No. (a)	Supplier Name (b)	Mine Location (c)	Purchase Type (d)	Tons (e)	F.O.B. Mine Price (\$/Ton) (f)	Shorthaul & Loading Charges (\$/Ton) (g)	Original Invoice Price (\$/Ton) (h)	Retro-active Price Adjustments (\$/Ton) (i)	Base Price (\$/Ton) (j)	Quality Adjustments (\$/Ton) (k)	Effective Purchase Price (\$/Ton) (l)
1.	Transfer Facility	N/A	N/A	350,479.00	N/A	\$0.000	\$39.718	\$0.000	\$39.718	\$0.000	\$39.718

MONTHLY REPORT OF COST AND QUALITY OF COAL FOR ELECTRIC PLANTS
DETAIL OF TRANSPORTATION CHARGES

- 1. Reporting Month: May Year: 1995
- 2. Reporting Company: Tampa Electric Company
- 3. Plant Name: Big Bend Station

4. Name, Title & Telephone Number of Contact Person Concerning Data
Submitted on this Form: Jeffrey Chronister, Manager Financial Reporting
(813) 228 - 1609

5. Signature of Official Submitting Form:


L. L. Lefler, Vice Pres. & Controller

6. Date Completed: July 14, 1995

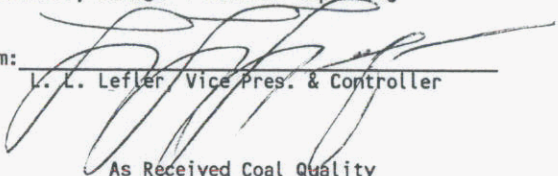
Line No. (a)	Supplier Name (b)	Mine Location (c)	Shipping Point (d)	Transport Mode (e)	Tons (f)	Effective Purchase Price (\$/Ton) (g)	Add'l Shorthaul & Loadin Charges (\$/Ton) (h)	Rail Charges		Waterborne Charges				Total Transportation Charges (\$/Ton) (p)	FOB Plant Price (\$/Ton) (q)	
								Rail Rate (\$/Ton) (i)	Other Rail Charges (\$/Ton) (j)	River Barge Rate (\$/Ton) (k)	Trans-loading Rate (\$/Ton) (l)	Ocean Barge Rate (\$/Ton) (m)	Other Water Charges (\$/Ton) (n)			Other Related Charges (\$/Ton) (o)
1.	Transfer Facility	N/A	Davant, La.	OB	350,479.00	\$39.718	\$0.000	\$0.000	\$0.000	\$0.000	\$0.000	\$0.000	\$0.000	\$0.000	\$9.166	\$48.884

** SPECIFIED CONFIDENTIAL **

FPSC Form 423-2

MONTHLY REPORT OF COST AND QUALITY OF COAL FOR ELECTRIC PLANTS
ORIGIN, TONNAGE, DELIVERED PRICE AND AS RECEIVED QUALITY

- 1. Reporting Month: May Year: 1995
- 2. Reporting Company: Tampa Electric Company
- 3. Plant Name: Gannon Station

- 4. Name, Title & Telephone Number of Contact Person Concerning Data
Submitted on this Form: Jeffrey Chronister, Manager Financial Reporting
(813) 228 - 1609
- 5. Signature of Official Submitting Form: 
L. L. Lefler Vice Pres. & Controller
- 6. Date Completed: July 14, 1995

Line No. (a)	Supplier Name (b)	Mine Location (c)	Purchase Type (d)	Transport Mode (e)	Tons (f)	Effective Purchase Price (\$/Ton) (g)	Total Transport Charges (\$/Ton) (h)	FOB Plant Price (\$/Ton) (i)	As Received Coal Quality			
									Sulfur Content % (j)	BTU Content (BTU/lb) (k)	Ash Content % (l)	Moisture Content % (m)
1.	Transfer Facility	N/A	N/A	OB	178,865.00	\$43.660	\$9.170	\$52.830	1.18	12,093	7.03	10.26
2.	Gatliff Coal	8,KY,235	LTC	UR	88,426.00	\$40.450	\$17.472	\$57.922	0.98	12,796	6.48	7.85
3.	Gatliff Coal	8,KY,195	LTC	UR	17,959.00	\$40.450	\$19.651	\$60.101	1.15	13,032	8.01	5.45

FPSC FORM 423-2 (2/87)

SPECIFIED CONFIDENTIAL

MONTHLY REPORT OF COST AND QUALITY OF COAL FOR ELECTRIC PLANTS
DETAILED PURCHASED COAL INVOICE INFORMATION

- 1. Reporting Month: May Year: 1995
- 2. Reporting Company: Tampa Electric Company
- 3. Plant Name: Gannon Station

4. Name, Title & Telephone Number of Contact Person Concerning Data
Submitted on this Form: Jeffrey Chronister, Manager Financial Reporting
(813) 228 - 1609

5. Signature of Official Submitting Form: 
L. L. Lefler, Vice Pres. & Controller

6. Date Completed: July 14, 1995

Line No. (a)	Supplier Name (b)	Mine Location (c)	Purchase Type (d)	Tons (e)	F.O.B. Mine Price (\$/Ton) (f)	Shorthaul & Loading Charges (\$/Ton) (g)	Original Invoice Price (\$/Ton) (h)	Retro-active Price Adjustments (\$/Ton) (i)	Base Price (\$/Ton) (j)	Quality Adjust-ments (\$/Ton) (k)	Effective Purchase Price (\$/Ton) (l)
1.	Transfer Facility	N/A	N/A	178,865.00	N/A	\$0.000	\$43.660	\$0.000	\$43.660	\$0.000	\$43.660
2.	Gatliff Coal	8,KY,235	LTC	88,426.00	N/A	\$0.000	\$40.450	\$0.000	\$40.450	\$0.000	\$40.450
3.	Gatliff Coal	8,KY,195	LTC	17,959.00	N/A	\$0.000	\$40.450	\$0.000	\$40.450	\$0.000	\$40.450

MONTHLY REPORT OF COST AND QUALITY OF COAL FOR ELECTRIC PLANTS
DETAIL OF TRANSPORTATION CHARGES

1. Reporting Month: May Year: 1995
 2. Reporting Company: Tampa Electric Company
 3. Plant Name: Gannon Station

4. Name, Title & Telephone Number of Contact Person Concerning Data
 Submitted on this Form: Jeffrey Chronister, Manager Financial Reporting
 (813) 228 - 1609

5. Signature of Official Submitting Form: 
 L. L. Lefler, Vice Pres. & Controller

6. Date Completed: July 14, 1995

Line No. (a)	Supplier Name (b)	Mine Location (c)	Shipping Point (d)	Transport Mode (e)	Tons (f)	Effective Purchase Price (\$/Ton) (g)	Add'l Shorthaul & Loadin Charges (\$/Ton) (h)	Rail Charges		Waterborne Charges				Total Transportation Charges (\$/Ton) (p)	FOB Plant Price (\$/Ton) (q)		
								Rail Rate (\$/Ton) (i)	Other Rail Charges (\$/Ton) (j)	River Barge Rate (\$/Ton) (k)	Trans-loading Rate (\$/Ton) (l)	Ocean Barge Rate (\$/Ton) (m)	Other Water Charges (\$/Ton) (n)			Other Related Charges (\$/Ton) (o)	
1.	Transfer Facility	N/A	Davant, La.	OB	178,865.00	\$43.660	\$0.000	\$0.000	\$0.000	\$0.000	\$0.000	\$0.000	\$0.000	\$0.000	\$0.000	\$9.170	\$52.830
2.	Gatliff Coal	8,KY,235	Whitley Cnty, KY	UR	88,426.00	\$40.450	\$0.000	\$17.472	\$0.000	\$0.000	\$0.000	\$0.000	\$0.000	\$0.000	\$0.000	\$17.472	\$57.922
3.	Gatliff Coal	8,KY,195	Pike Cnty, KY	UR	17,959.00	\$40.450	\$0.000	\$19.651	\$0.000	\$0.000	\$0.000	\$0.000	\$0.000	\$0.000	\$0.000	\$19.651	\$60.101

MONTHLY REPORT OF COST AND QUALITY OF COAL FOR ELECTRIC PLANTS
REPORT OF ADJUSTMENTS TO PREVIOUS COAL DELIVERED

1. Reporting Month: May Year: 1995

2. Reporting Company: Tampa Electric Company

TNE WORD

3. Name, Title & Telephone Number of Contact Person Concerning Data
Submitted on this Form: Jeffrey Chronister, Manager Financial Reporting
(813) 228 - 1609

4. Signature of Official Submitting Form:

L. L. Lefler, Vice Pres. - Controller

* 12/93 46966.2 42.507 -3.61 +1.50
42861.4 42.507 +1.206

= 40.397
= 43.713

Line No. (a)	Month Reported (b)	Form Plant Name (c)	Intended Generating Plant (d)	Supplier (e)	Original Line Number (f)	Old Volume Tons (g)	Form No. (h)	Column Designator & Title (i)	Old Value (j)	New Value (k)	Delivered Price Transfer Facility (\$/Ton) (l)	Reason for Revision (m)
1.	January, 1995	Transfer Facility	Gannon	Kerr McGee	4.	52,760.00	423-2(a)	Col. (f), Tonnage Adj.	52,760.00	52,655.00	\$36.863	Tonnage Adj. ← 36.82?
2.	January, 1994	Transfer Facility	Big Bend	Zeigler Coal	2.	83,932.60	423-2(a)	Col. (i), Retro Price Adj.	(\$0.120)	(\$0.255)	\$42.487	Retroactive Price Adj.
3.	February, 1994	Transfer Facility	Big Bend	Zeigler Coal	2.	83,577.90	423-2(a)	Col. (i), Retro Price Adj.	(\$0.120)	(\$0.255)	\$42.487	Retroactive Price Adj.
4.	March, 1994	Transfer Facility	Big Bend	Zeigler Coal	2.	90,773.80	423-2(a)	Col. (i), Retro Price Adj.	\$0.000	(\$0.135)	\$42.487	Retroactive Price Adj.
5.	April, 1994	Transfer Facility	Big Bend	Zeigler Coal	2.	85,612.40	423-2(a)	Col. (i), Retro Price Adj.	\$0.289	\$0.154	\$42.776	Retroactive Price Adj.
6.	May, 1994	Transfer Facility	Big Bend	Zeigler Coal	2.	88,313.10	423-2(a)	Col. (i), Retro Price Adj.	\$0.289	\$0.154	\$42.776	Retroactive Price Adj.
7.	June, 1994	Transfer Facility	Big Bend	Zeigler Coal	2.	96,853.50	423-2(a)	Col. (i), Retro Price Adj.	\$0.289	\$0.154	\$42.776	Retroactive Price Adj.
8.	July, 1994	Transfer Facility	Big Bend	Zeigler Coal	2.	88,984.30	423-2(a)	Col. (i), Retro Price Adj.	\$0.000	(\$0.135)	\$42.939	Retroactive Price Adj.
9.	August, 1994	Transfer Facility	Big Bend	Zeigler Coal	2.	85,053.50	423-2(a)	Col. (i), Retro Price Adj.	\$0.000	(\$0.135)	\$42.939	Retroactive Price Adj.
10.	September, 199	Transfer Facility	Big Bend	Zeigler Coal	1.	85,491.40	423-2(a)	Col. (i), Retro Price Adj.	(\$1.231)	(\$1.366)	\$41.708	Retroactive Price Adj.
11.	October, 1994	Transfer Facility	Big Bend	Zeigler Coal	1.	87,259.40	423-2(a)	Col. (i), Retro Price Adj.	(\$2.140)	(\$2.275)	\$40.925	Retroactive Price Adj.
12.	November, 1994	Transfer Facility	Big Bend	Zeigler Coal	2.	96,903.50	423-2(a)	Col. (i), Retro Price Adj.	(\$2.140)	(\$2.275)	\$40.925	Retroactive Price Adj.
13.	December, 1994	Transfer Facility	Big Bend	Zeigler Coal	1.	66,438.20	423-2(a)	Col. (i), Retro Price Adj.	(\$2.140)	(\$2.275)	\$40.925	Retroactive Price Adj.
14.	December, 1993	Transfer Facility	Big Bend	Zeigler Coal	2.	42,861.40	423-2(a)	Col. (i), Retro Price Adj.	* \$1.240	* \$1.206	* \$42.597	Retroactive Price Adj.
15.	February, 1995	Transfer Facility	Big Bend	Peabody Development	4.	25,044.10	423-2(a)	Col. (k), Quality Adj.	\$0.000	\$0.248	\$31.224	Quality Adj.

FPSC FORM 423-2(C) (2/87)

Handwritten calculations and notes at the bottom of the page:

- 01/95 52760 TONS 27.84 + 2000 = 2000000 36.863
- 8.48 (Feb) = 36.82
- 9.02
- 1/93 52519.1 27826
- 42.507 + 0 = 42.507
- 84582.6 (1/94)
- 42861.4 (1/94)
- 42861.4 + 0.9 = 42862.3
- 42862.3 + 1.5 (9.02 5194) = 44373.8
- 42861.4 (1/94)
- 42861.4
- 42.507 + 0.24 = 42.631
- 44331 (0.21610)
- 42.631 (0.8 Retro)
- 1/95 42861.4 Retro 0.255 = -3.61
- F.O.S = 44.131 - 0.24 = 43.891
- 40.397
- 43.713

MONTHLY REPORT OF COST AND QUALITY OF COAL FOR ELECTRIC PLANTS
REPORT OF ADJUSTMENTS TO PREVIOUS COAL DELIVERED

1. Reporting Month: May Year: 1995
2. Reporting Company: Tampa Electric Company

3. Name, Title & Telephone Number of Contact Person Concerning Data
Submitted on this Form: Jeffrey Chronister, Manager Financial Reporting
(813) 228 - 1609

4. Signature of Official Submitting Form: 
L. L. Lefler, Vice Pres. - Controller

5. Date Completed: July 14, 1995

Line No. (a)	Month Reported (b)	Form Plant Name (c)	Intended Generating Plant (d)	Supplier (e)	Original Line Number (f)	Old Volume Tons (g)	Form No. (h)	Column Designator & Title (i)	Old Value (j)	New Value (k)	Delivered Price Transfer Facility (\$/Ton) (l)	Reason for Revision (m)
1.	July, 1994	Transfer Facility	Big Bend	Unionvale	12.	21,938.80	423-2(a)	Col. (i), Retro Price Adj.	\$0.000	\$0.066	\$34.566	Demurrage
2.	July, 1994	Transfer Facility	Big Bend	Unionvale	13.	1,501.24	423-2(a)	Col. (i), Retro Price Adj.	\$0.000	\$0.066	\$34.566	Demurrage
3.	August, 1994	Transfer Facility	Big Bend	Unionvale	10.	15,348.60	423-2(a)	Col. (i), Retro Price Adj.	\$0.000	\$0.066	\$34.566	Demurrage
4.	August, 1994	Transfer Facility	Big Bend	Unionvale	11.	4,699.60	423-2(a)	Col. (i), Retro Price Adj.	\$0.000	\$0.066	\$34.566	Demurrage
5.	December, 1993	Transfer Facility	Big Bend	Consolidation Coal	4.	58,651.00	423-2(a)	Col. (e), Tons	58,651.00	56,531.00	\$54.572	Tonnage Adj.
6.	April, 1995	Transfer Facility	Big Bend	Zeigler Coal	1.	89,071.10	423-2(a)	Col. (i), Retro Price Adj.	\$0.000	\$0.399	\$44.213	Retroactive Price Adj.
7.												
8.												
9.												
10.												
11.												
12.												
13.												
14.												
15.												