



RECEIVED  
 FLORIDA PUBLIC  
 SERVICE COMMISSION  
 One-Elizabethtown Plaza  
 PO Box 3175  
 Union, NJ 07083-1975  
 Tel: (908) 289-5000  
 Fax: (908) 289-0978  
 www.nui.com  
 99 AUG 23 AM 9 55  
 NUI Corporation (NYSE: NUI)

Via Federal Express

August 20, 1999

Ms. Blanca Bayo, Director  
 Division of Records and Reporting  
 Florida Public Service Commission  
 2540 Shumard Oak Blvd.  
 Tallahassee, FL 32399-0868

Re: Docket No. 990003-GU, Purchased Gas Adjustment Cost Recovery

Dear Ms. Bayo:

Enclosed for filing are the original and 10 copies of City Gas Company of Florida's purchased gas adjustment filing for the month of July 1999 and request for specified confidential treatment of portions of such information. The request is made pursuant to Section 366.093, Florida Statutes, for the reasons detailed in the document entitled "City Gas Company of Florida's Request for Specified Confidential Treatment," which document was filed under separate cover (copy enclosed). The sensitive information contained in these forms has been highlighted or computer shaded.

Please acknowledge receipt and filing of the above by stamping the duplicate copy of this letter and returning same to me.

Thank you for your assistance in connection with this matter.

Very truly yours,

Raymond A. DeMoine  
 Director, Rates and Compliance

**NUI Companies and Affiliates:**

City Gas Company of Florida  
 Elizabethtown Gas  
 Elkton Gas  
 North Carolina Gas

NUI Capital Corp.  
 NUI Energy  
 NUI Energy Brokers  
 NUI Environmental Group

DOCUMENT NUMBER-DATE

09999 AUG 23 99

REC-RECORDS/REPORTING

TIC Enterprises, LLC  
 Utility Business Services  
 Valley Cities Gas  
 Waverly Gas

BEFORE THE FLORIDA PUBLIC SERVICE COMMISSION

In re: Purchased Gas        )  
Adjustment Cost Recovery )  
\_\_\_\_\_ )

Docket No. 990003-GU  
Filed: August 20, 1999

CITY GAS COMPANY OF FLORIDA REQUEST  
FOR SPECIFIED CONFIDENTIAL TREATMENT

City Gas Company of Florida ("City Gas" or "the Company"), pursuant to section 366.093, Florida Statutes, submits the following Request for Specified Confidential Treatment of portions of its Purchased Gas Adjustment (PGA) filing for the month of July 1999. In support thereof, City Gas states:

1. City Gas' PGA filing for the month of July 1999 consists of Schedule A-1, A-1R, A-1 Supporting Details, A-2, A-3, A-4, A-5, A-6 and purchased gas invoices for the month of July 1999. The confidential version of City Gas' filing for the month is submitted in a sealed envelope concurrently with this request.
2. Attached hereto as Exhibit "A" is a detailed justification for the requested confidential treatment of the highlighted portions of City Gas' filing for Schedules A-3 and A-4 and purchased gas invoices.
3. The material for which confidential classification is sought is intended to be and is treated by City Gas as proprietary and has not been publicly disclosed.
4. City Gas requests that the information for which it seeks confidential classification not be declassified for a period of eighteen months as provided in section

DOCUMENT NUMBER-DATE

09999 AUG 23 1999

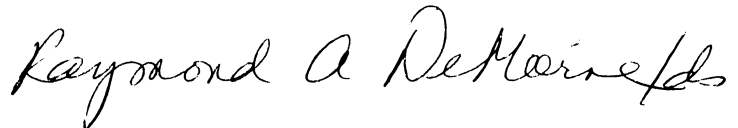
FPSC-REGISTRATION/REGISTRATION

366.093 (4), Florida Statutes. The time period requested is necessary to allow City Gas to negotiate future gas purchase contracts with suppliers/competitors (and other customers having access to information which would adversely affect the ability of the Company to negotiate such future contracts) on favorable terms.

Wherefore, City Gas Company of Florida respectfully requests the Commission grant its petition for Specified Confidential Treatment of the information identified in Exhibit "A."

Dated this August 20, 1999

NUI City Gas Company of Florida  
One Elizabethtown Plaza  
Union, NJ 07083-1975

A handwritten signature in cursive script that reads "Raymond A. DeMoine".

Raymond A. DeMoine  
Director, Rates & Compliance

EXHIBIT "A"  
 CITY GAS COMPANY OF FLORIDA  
 Data Elements for the July 1999 PGA for which Confidential Treatment is Requested

| Schedule Number, or Other Identifier | Page      | Lines     | Columns             | Justification (See "Notes" Below) |
|--------------------------------------|-----------|-----------|---------------------|-----------------------------------|
| A-3                                  | 5         | 2-8       | A - K               | (1)                               |
| A-4                                  | 6         | 1-11      | A, C, D, E, F, G, H | (2)                               |
| Summary of Gas Invoices              | 9-11      | Oth.Supp. |                     | (3)                               |
| Gas Invoices                         | B1 - B10  | none      | none                | n/a                               |
|                                      | B11 - B29 | All       | All                 | (3)                               |
|                                      |           |           |                     |                                   |

## Notes To Exhibit "A" Regarding Justification:

(1) Schedule A-3, System End Use, identifies the Company's gas suppliers, as well as the price and volume of gas that the Company purchased for the month. As explained above, public knowledge of this information "would impair the efforts of City Gas to contract for goods or services on favorable terms," Section 366.093(3)(d), Florida Statutes.

(2) The information contained within Schedule A-4, Transportation System Supply, represents negotiated gas supply packages purchased from vendors. These prices vary according to the operational flexibility of each contract. Release of any information therein would be detrimental to the interests of the Company and its customers since it would provide competitors with a list of City Gas's suppliers, volumes purchased and costs by gas supply source. As described above, publication of this information "would impair the efforts of City Gas to contract for goods or services on favorable terms," Section 366.093(3)(d), Florida Statutes.

(3) The third-party gas invoices attached represent negotiated gas-supply packages and contain data that must be kept confidential according to contractual terms between the Company and individual suppliers. Furthermore, as explained in paragraphs 1 and 2 above, release of any information such as the supplier's identity, or price and quantity of gas purchased may "impair the efforts of City Gas to contract for goods or services on favorable terms," Section 366.093(3)(d), Florida Statutes.

It is necessary to keep the whole invoice confidential as any person familiar with the format, fonts and/or type sizes that each gas supplier uses in constructing respective invoices can easily determine their identity. Alternatively, the following information should be made confidential: the supplier's identity, address and phone number; length of the contract, invoice date, invoice number, contract number, customer identification number, description of service, average daily therm usage, name, address and phone number of contact person, points of gas receipt and delivery, transaction date, rate codes, base rates, surcharges and discounts, volumes and payment due. Release of such information may lead suppliers to fix prices at inflated levels and as a consequence, ratepayers may pay higher gas costs.

In conjunction with the Gas Invoices, City Gas files a Schedule that summarizes all gas invoices and imbalance dispositions. This schedule is intended to facilitate the Commission's review of the filing. City Gas will continue to provide this schedule and requests confidential classification for the entire summary document.

| COMPANY:                     |  | COMPARISON OF ACTUAL VERSUS ORIGINAL ESTIMATE<br>OF THE PURCHASED GAS ADJUSTMENT COST RECOVERY FACTOR |            |             |         |                |             | SCHEDULE A-1<br>(REVISED 6/08/94) |         |
|------------------------------|--|---|------------|-------------|---------|----------------|-------------|-----------------------------------|---------|
| CITY GAS COMPANY OF FLORIDA  |  | ESTIMATED FOR THE PERIOD OF:  |            |             |         |                |             | PAGE 1 OF 11                      |         |
|                              |  | JANUARY 99  |            | Through     |         | DECEMBER 99    |             |                                   |         |
|                              |  | CURRENT MONTH: 7/99   |            | DIFFERENCE  |         | PERIOD TO DATE |             | DIFFERENCE                        |         |
|                              |  | (A)   | (B)        | (C)         | (D)     | (E)            | (F)         | (G)                               | (H)     |
| COST OF GAS PURCHASED        |  | ACTUAL  | ORG. EST.  | AMOUNT      | %       | ACTUAL         | ORG. EST.   | AMOUNT                            | %       |
| 1                            | COMMODITY (Pipeline) Includes No Notice Commodity Adjust (Line 8 A-1 support detail) | 35,913  | 26,739     | 9,174       | 34.31   | 198,235        | 215,262     | (17,027)                          | (7.91)  |
| 2                            | NO NOTICE SERVICE RESERVATION (Line 29 A-1 support detail)                           | 6,859   | 6,859      | -           | -       | 76,871         | 80,712      | (3,841)                           | (4.76)  |
| 3                            | SWING SERVICE (Line 16 A-1 support detail)   | -   | -          | -           | -       | -              | -           | -                                 | -       |
| 4                            | COMMODITY (Other) (Line 24 A-1 support detail)                                       | 1,033,201   | 1,181,921  | (148,720)   | (12.58) | 6,396,971      | 10,160,580  | (3,763,609)                       | (37.04) |
| 5                            | DEMAND (Line 32-29 A-1 support detail)   | 663,871   | 694,052    | (30,181)    | (4.35)  | 6,418,403      | 6,620,381   | (201,978)                         | (3.05)  |
| 6                            | OTHER (Line 40 A-1 support detail)   | 3,741   | 4,592      | (851)       | (18.53) | 30,337         | 40,632      | (10,295)                          | (25.34) |
| <b>LESS END-USE CONTRACT</b> |  |   |            |             |         |                |             |                                   |         |
| 7                            | COMMODITY (Pipeline)   | -   | -          | -           | -       | -              | -           | -                                 | -       |
| 8                            | DEMAND   | -   | -          | -           | -       | -              | -           | -                                 | -       |
| 9                            |  | -   | -          | -           | -       | -              | -           | -                                 | -       |
| 10                           | Second Prior Month Purchase Adj. (OPTIONAL)  | -   | -          | -           | -       | -              | -           | -                                 | -       |
| 11                           | TOTAL COST (1+2+3+4+5+6+10)-(7+8+9)  | 1,743,585   | 1,914,162  | (170,577)   | (8.91)  | 13,120,817     | 17,117,565  | (3,996,748)                       | (23.35) |
| 12                           | NET UNBILLED   | -   | -          | -           | -       | -              | -           | -                                 | -       |
| 13                           | COMPANY USE (Line 39 - Page 11)  | (1,182)   | (6,031)    | 4,849       | (80.41) | (20,311)       | (46,368)    | 26,057                            | (56.20) |
| 14                           | TOTAL THERM SALES  | 1,635,139   | 1,908,131  | (272,992)   | (14.31) | 13,761,303     | 17,071,197  | (3,309,894)                       | (19.39) |
| <b>THERMS PURCHASED</b>      |  |   |            |             |         |                |             |                                   |         |
| 15                           | COMMODITY (Pipeline) Billing Determinants Only (Line 8 A-1 support detail)           | 11,868,710  | 4,752,204  | 7,116,506   | 149.75  | 73,138,900     | 38,260,593  | 34,878,307                        | 91.16   |
| 16                           | NO NOTICE SERVICE RESERVATION Bill. Determinants Only (Line 29 A-1 support detail)   | 1,162,500   | 1,162,500  | -           | -       | 13,642,500     | 13,680,000  | (37,500)                          | (0.27)  |
| 17                           | SWING SERVICE Commodity  | -   | -          | -           | -       | -              | -           | -                                 | -       |
| 18                           | COMMODITY (Other) Commodity (Line 24 A-1 support detail)                             | 4,394,914   | 4,752,204  | (357,290)   | (7.52)  | 32,929,919     | 38,257,593  | (5,327,674)                       | (13.93) |
| 19                           | DEMAND Billing Determinants Only (Line 32-29 A-1 support detail)                     | 10,685,590  | 13,354,800 | (2,669,210) | (19.99) | 121,263,750    | 126,746,400 | (5,482,650)                       | (4.33)  |
| 20                           | OTHER Commodity (Line 40 A-1 support detail)   | 8,315   | 8,600      | (285)       | (3.31)  | 63,816         | 76,100      | (12,284)                          | (16.14) |
| <b>LESS END-USE CONTRACT</b> |  |   |            |             |         |                |             |                                   |         |
| 21                           | COMMODITY (Pipeline)   | -   | -          | -           | -       | -              | -           | -                                 | -       |
| 22                           | DEMAND   | -   | -          | -           | -       | -              | -           | -                                 | -       |
| 23                           |  | -   | -          | -           | -       | -              | -           | -                                 | -       |
| 24                           | TOTAL PURCHASES (17+18+20)-(21+23)   | 4,403,229   | 4,760,804  | (357,575)   | (7.51)  | 32,993,735     | 38,333,693  | (5,339,958)                       | (13.93) |
| 25                           | NET UNBILLED   | -   | -          | -           | -       | -              | -           | -                                 | -       |
| 26                           | COMPANY USE (Line 39 - Page 11)  | (3,826)   | (15,000)   | 11,174      | (74.49) | (46,071)       | (105,000)   | 58,929                            | (56.12) |
| 27                           | TOTAL THERM SALES (24-26 Estimated only)   | 4,368,423   | 4,745,804  | (377,381)   | (7.95)  | 35,262,743     | 38,228,693  | (2,965,950)                       | (7.76)  |
| <b>CENTS PER THERM</b>       |  |   |            |             |         |                |             |                                   |         |
| 28                           | COMMODITY (Pipeline) (1/15)  | 0.00303   | 0.00563    | (0.00260)   | (46.18) | 0.00271        | 0.00563     | (0.00292)                         | (51.87) |
| 29                           | NO NOTICE SERVICE (2/16)   | 0.00590   | 0.00590    | -           | -       | 0.00563        | 0.00590     | (0.00027)                         | (4.58)  |
| 30                           | SWING SERVICE (3/17)   | -   | -          | -           | -       | -              | -           | -                                 | -       |
| 31                           | COMMODITY (Other) (4/18)   | 0.23509   | 0.24871    | (0.01362)   | (5.48)  | 0.19426        | 0.26558     | (0.07132)                         | (26.85) |
| 32                           | DEMAND (5/19)  | 0.06213   | 0.05197    | 0.01016     | 19.55   | 0.05293        | 0.05223     | 0.00070                           | 1.34    |
| 33                           | OTHER (6/20)   | 0.44991   | 0.53395    | (0.08404)   | (15.74) | 0.47538        | 0.53393     | (0.05855)                         | (10.97) |
| <b>LESS END-USE CONTRACT</b> |  |   |            |             |         |                |             |                                   |         |
| 34                           | COMMODITY Pipeline (7/21)  | -   | -          | -           | -       | -              | -           | -                                 | -       |
| 35                           | DEMAND (8/22)  | -   | -          | -           | -       | -              | -           | -                                 | -       |
| 36                           | (9/23)   | -   | -          | -           | -       | -              | -           | -                                 | -       |
| 37                           | TOTAL COST (11/24)   | 0.39598   | 0.40207    | (0.00609)   | (1.51)  | 0.39768        | 0.44654     | (0.04886)                         | (10.94) |
| 38                           | NET UNBILLED (12/25)   | -   | -          | -           | -       | -              | -           | -                                 | -       |
| 39                           | COMPANY USE (13/26)  | 0.30885   | 0.40207    | (0.09322)   | (23.19) | 0.44086        | 0.44160     | (0.00074)                         | (0.17)  |
| 40                           | TOTAL THERM SALES (11/27)  | 0.39913   | 0.40334    | (0.00421)   | (1.04)  | 0.37209        | 0.44777     | (0.07568)                         | (16.90) |
| 41                           | TRUE-UP (E-2)  | (0.02577)   | (0.02577)  | -           | -       | (0.02577)      | (0.02577)   | -                                 | -       |
| 42                           | TOTAL COST OF GAS (40+41)  | 0.37336   | 0.37757    | (0.00421)   | (1.12)  | 0.34632        | 0.42200     | (0.07568)                         | (17.93) |
| 43                           | REVENUE TAX FACTOR   | 1.00503   | 1.00503    | -           | -       | 1.00503        | 1.00503     | -                                 | -       |
| 44                           | PGA FACTOR ADJUSTED FOR TAXES (42x43)  | 0.37524   | 0.37947    | (0.00423)   | (1.11)  | 0.34806        | 0.42412     | (0.07606)                         | (17.93) |
| 45                           | PGA FACTOR ROUNDED TO NEAREST .001   | 0.375   | 0.379      | (0.004)     | (1.06)  | 0.348          | 0.424       | (0.076)                           | (17.92) |

| COMPANY:                     |   | COMPARISON OF ACTUAL VERSUS FLEX-DOWN ESTIMATE<br>OF THE PURCHASED GAS ADJUSTMENT COST RECOVERY FACTOR |                    |             |         |                |             | SCHEDULE A-1/R<br>(REVISED 6/08/94) |         |
|------------------------------|---|--|--------------------|-------------|---------|----------------|-------------|-------------------------------------|---------|
| CITY GAS COMPANY OF FLORIDA  |   | ESTIMATED FOR THE PERIOD OF:   |                    |             |         |                |             | (Flex Down) PAGE 2 OF 11            |         |
|                              |   | JANUARY 99 Through DECEMBER 99   |                    |             |         |                |             |                                     |         |
|                              |   | CURRENT MONTH: 7/99  |                    | DIFFERENCE  |         | PERIOD TO DATE |             | DIFFERENCE                          |         |
|                              |   | (A)  | (B)                | (C)         | (D)     | (E)            | (F)         | (G)                                 | (H)     |
| COST OF GAS PURCHASED        |   | ACTUAL   | FLEX DOWN ESTIMATE | AMOUNT      | %       | ACTUAL         | ORG. EST.   | AMOUNT                              | %       |
| 1                            | COMMODITY (Pipeline) Includes No Notice Commodity Adjustm (Line 8 A-1 support detail) | 35,913   | 9,953              | 25,960      | 260.83  | 198,235        | 99,570      | 98,665                              | 99.09   |
| 2                            | NO NOTICE SERVICE RESERVATION (Line 29 A-1 support detail)                            | 6,859  | 15,237             | (8,378)     | (54.98) | 76,871         | 112,311     | (35,440)                            | (31.56) |
| 3                            | SWING SERVICE (Line 16 A-1 support detail)  | -  | -                  | -           | -       | -              | -           | -                                   | -       |
| 4                            | COMMODITY (Other) (Line 24 A-1 support detail)  | 1,033,201  | 1,105,200          | (71,999)    | (6.51)  | 6,396,971      | 7,897,545   | (1,500,574)                         | (19.00) |
| 5                            | DEMAND (Line 32-29 A-1 support detail)  | 663,871  | 886,251            | (222,380)   | (25.09) | 6,418,403      | 6,408,373   | 10,030                              | 0.16    |
| 6                            | OTHER (Line 40 A-1 support detail)  | 3,741  | 5,339              | (1,598)     | (29.93) | 30,337         | 39,617      | (9,280)                             | (23.42) |
| <b>LESS END-USE CONTRACT</b> |   |  |                    |             |         |                |             |                                     |         |
| 7                            | COMMODITY (Pipeline)  | -  | -                  | -           | -       | -              | -           | -                                   | -       |
| 8                            | DEMAND  | -  | -                  | -           | -       | -              | -           | -                                   | -       |
| 9                            |   | -  | -                  | -           | -       | -              | -           | -                                   | -       |
| 10                           | Second Prior Month Purchase Adj. (OPTIONAL)   | -  | -                  | -           | -       | -              | -           | -                                   | -       |
| 11                           | TOTAL COST (1+2+3+4+5+6+10)-(7+8+9)   | 1,743,585  | 2,021,980          | (278,395)   | (13.77) | 13,120,817     | 14,557,416  | (1,436,599)                         | (9.87)  |
| 12                           | NET UNBILLED  | -  | -                  | -           | -       | -              | -           | -                                   | -       |
| 13                           | COMPANY USE (Line 39 - Page 11)   | (1,182)  | (6,820)            | 5,638       | (82.67) | (20,311)       | (45,546)    | 25,235                              | (55.41) |
| 14                           | TOTAL THERM SALES   | 1,635,139  | 2,015,160          | (380,021)   | (18.86) | 13,645,354     | 14,511,870  | (866,516)                           | (5.97)  |
| <b>THERMS PURCHASED</b>      |   |  |                    |             |         |                |             |                                     |         |
| 15                           | COMMODITY (Pipeline) Billing Determinants Only (Line 8 A-1 support detail)            | 11,868,710   | 4,452,000          | 7,416,710   | 166.59  | 73,138,900     | 33,634,850  | 39,504,050                          | 117.45  |
| 16                           | NO NOTICE SERVICE RESERVATION Bill. Determinants Only (Line 29 A-1 support detail)    | 1,162,500  | 2,716,000          | (1,553,500) | (57.20) | 13,642,500     | 19,303,000  | (5,660,500)                         | (29.32) |
| 17                           | SWING SERVICE Commodity   | -  | -                  | -           | -       | -              | -           | -                                   | -       |
| 18                           | COMMODITY (Other) Commod (Line 24 A-1 support detail)                                 | 4,394,914  | 4,452,000          | (57,086)    | (1.28)  | 32,929,919     | 33,634,850  | (704,931)                           | (2.10)  |
| 19                           | DEMAND Billing Determinants Only (Line 32-29 A-1 support detail)                      | 10,685,590   | 18,233,990         | (7,548,400) | (41.40) | 121,263,750    | 128,229,063 | (6,965,313)                         | (5.43)  |
| 20                           | OTHER Commod (Line 40 A-1 support detail)   | 8,315  | 10,000             | (1,685)     | (16.85) | 63,816         | 77,500      | (13,684)                            | (17.66) |
| <b>LESS END-USE CONTRACT</b> |   |  |                    |             |         |                |             |                                     |         |
| 21                           | COMMODITY (Pipeline)  | -  | -                  | -           | -       | -              | -           | -                                   | -       |
| 22                           | DEMAND  | -  | -                  | -           | -       | -              | -           | -                                   | -       |
| 23                           |   | -  | -                  | -           | -       | -              | -           | -                                   | -       |
| 24                           | TOTAL PURCHASES (17+18+20)-(21+23)  | 4,403,229  | 4,462,000          | (58,771)    | (1.32)  | 32,993,735     | 33,712,350  | (718,615)                           | (2.13)  |
| 25                           | NET UNBILLED  | -  | -                  | -           | -       | -              | -           | -                                   | -       |
| 26                           | COMPANY USE (Line 39 - Page 11)   | (3,826)  | (15,000)           | 11,174      | -       | (46,071)       | (105,000)   | 58,929                              | (56.12) |
| 27                           | TOTAL THERM SALES (24-26 Estimated only)  | 4,368,423  | 4,447,000          | (78,577)    | (1.77)  | 34,968,555     | 33,607,350  | 1,361,205                           | 4.05    |
| <b>CENTS PER THERM</b>       |   |  |                    |             |         |                |             |                                     |         |
| 28                           | COMMODITY (Pipeline) (1/15)   | 0.00303  | 0.00224            | 0.00079     | 35.27   | 0.00271        | 0.00296     | (0.00025)                           | (8.45)  |
| 29                           | NO NOTICE SERVICE (2/16)  | 0.00590  | 0.00561            | 0.00029     | 5.17    | 0.00563        | 0.00582     | (0.00019)                           | (3.26)  |
| 30                           | SWING SERVICE (3/17)  | -  | -                  | -           | -       | -              | -           | -                                   | -       |
| 31                           | COMMODITY (Other) (4/18)  | 0.23509  | 0.24825            | (0.01316)   | (5.30)  | 0.19426        | 0.23480     | (0.04054)                           | (17.27) |
| 32                           | DEMAND (5/19)   | 0.06213  | 0.04860            | 0.01353     | 27.84   | 0.05293        | 0.04998     | 0.00295                             | 5.90    |
| 33                           | OTHER (6/20)  | 0.44991  | 0.53390            | (0.08399)   | (15.73) | 0.47538        | 0.51119     | (0.03581)                           | (7.01)  |
| <b>LESS END-USE CONTRACT</b> |   |  |                    |             |         |                |             |                                     |         |
| 34                           | COMMODITY Pipeline (7/21)   | -  | -                  | -           | -       | -              | -           | -                                   | -       |
| 35                           | DEMAND (8/22)   | -  | -                  | -           | -       | -              | -           | -                                   | -       |
| 36                           | (9/23)  | -  | -                  | -           | -       | -              | -           | -                                   | -       |
| 37                           | TOTAL COST (11/24)  | 0.39598  | 0.45316            | (0.05718)   | (12.62) | 0.39768        | 0.43181     | (0.03413)                           | (7.90)  |
| 38                           | NET UNBILLED (12/25)  | -  | -                  | -           | -       | -              | -           | -                                   | -       |
| 39                           | COMPANY USE (13/26)   | 0.30885  | 0.45467            | (0.14582)   | (32.07) | 0.44086        | 0.43377     | 0.00709                             | 1.63    |
| 40                           | TOTAL THERM SALES (11/27)   | 0.39913  | 0.45468            | (0.05555)   | (12.22) | 0.37522        | 0.43316     | (0.05794)                           | (13.38) |
| 41                           | TRUE-UP (E-2)   | (0.02577)  | (0.02577)          | -           | -       | (0.02577)      | (0.02577)   | -                                   | -       |
| 42                           | TOTAL COST OF GAS (40+41)   | 0.37336  | 0.42891            | (0.05555)   | (12.95) | 0.34945        | 0.40739     | (0.05794)                           | (14.22) |
| 43                           | REVENUE TAX FACTOR  | 1.00503  | 1.00503            | -           | -       | 1.00503        | 1.00503     | -                                   | -       |
| 44                           | PGA FACTOR ADJUSTED FOR TAXES (42x43)   | 0.37524  | 0.43107            | (0.05583)   | (12.95) | 0.35121        | 0.40944     | (0.05823)                           | (14.22) |
| 45                           | PGA FACTOR ROUNDED TO NEAREST .001  | 0.375  | 0.431              | (0.056)     | (12.99) | 0.351          | 0.409       | (0.058)                             | (14.18) |

**PURCHASED GAS ADJUSTMENT  
COST RECOVERY CLAUSE CALCULATION  
SCHEDULE A-1 SUPPORTING DETAIL**

FOR THE PERIOD: JANUARY 99 THROUGH DECEMBER 99

CURRENT MONTH: 7/99

| COMMODITY (Pipeline)  | (A)                  | (B)                 | (C)                   |
|---|----------------------|---------------------|-----------------------|
|   | THERMS               | INV. AMOUNT         | COST PER THERM        |
| 1 Commodity Pipeline - Scheduled F (Line 1 Page 10)                               | 12,109,260           | 36,617.66           | 0.00302               |
| 2 Commodity Pipeline - Scheduled ITS  |                      |                     |                       |
| 3 No Notice Commodity Adjustment  |                      |                     |                       |
| 4 Commodity True-up (Line 2+3 Page 10)  | (240,550)            | (704.65)            | 0.00293               |
| 5 Commodity Adjustments   |                      |                     |                       |
| 6 Commodity Adjustments   |                      |                     |                       |
| 7   |                      |                     |                       |
| 8 TOTAL COMMODITY (Pipeline)  | 11,868,710           | 35,913.01           | 0.00303               |
|   | Sched A-1 Ln 15      | Sched A-1 Ln 1      | Sched A-1 Ln 28       |
| <b>SWING SERVICE</b>  |                      |                     |                       |
| 9 Swing Service Scheduled   |                      |                     |                       |
| 10 Alert Day Volumes - FGT  |                      |                     |                       |
| 11 Operational Flow Order Volumes - FGT   |                      |                     |                       |
| 12 Less Alert Day Volumes Direct Billed to Others                                 |                      |                     |                       |
| 13 Operating Account Balancing  |                      |                     |                       |
| 14 Other - Net market delivery imbalance  |                      |                     |                       |
| 15  |                      |                     |                       |
| 16 TOTAL SWING SERVICE  | 0                    | 0.00                | 0.00                  |
|   | Schedule A-1 Line 17 | Schedule A-1 Line 3 | Schedule A-1 Line 30  |
| <b>COMMODITY OTHER</b>  |                      |                     |                       |
| 17 Commodity Other - Scheduled FTS (Line 4 Page 10)                               | 11,868,710           | 2,805,209.90        | 0.23635               |
| 18 WSS/Hattiesburg Storage (Line 18 Page 10)                                      | 0                    | 0.00                |                       |
| 19 Imbalance Cashout - FGT (Line 16 Page 10)                                      |                      | 0.00                |                       |
| 20 Imbalance Cashout (Line 24 Page 11)  |                      | 10,225.28           |                       |
| 21 Imbalance Cashout - Transporting (Line 15 Page 11)                             |                      | 0.00                |                       |
| 22 True-up - Other Shippers (Line 98 Page 10)                                     |                      | 97,358.08           |                       |
| 23 Less: OSS, Margin Sharing, Company Use, and Refund (Lines 37+38+39+40 Page 11) | (7,473,796)          | (1,879,592.50)      | 0.25149               |
| 24 TOTAL COMMODITY (Other)  | 4,394,914            | 1,033,200.76        | 0.23509               |
|   | Schedule A-1 Line 18 | Schedule A-1 Line 4 | Schedule A-1 Line 31  |
| <b>DEMAND</b>   |                      |                     |                       |
| 25 Demand (Pipeline) Entitlement (Line 9 Page 10 Less: Line 26 and 29 Support Det | 11,054,800           | 661,867.00          | 0.05987               |
| 26 Less Relinquished to End-Users (Line 6+13 Page 9)                              | (369,210)            | (17,693.13)         | 0.04792               |
| 27 Less Relinquished Off System   |                      |                     |                       |
| 28 Other - Firm winter supply   |                      |                     |                       |
| 29 Demand - No Notice (Line 19 Page 9)  | 1,162,500            | 6,858.75            | 0.00590               |
| 30 Revenue Sharing - FGT  |                      |                     |                       |
| 31 Other - Storage Demand (Line 31 Page 11)                                       |                      | 19,696.96           |                       |
| 32 TOTAL DEMAND   | 11,848,090           | 670,729.58          | 0.05661               |
|   | Sched A-1 Line 19+16 | Sched A-1 Line 5+2  | ched A-1 Line 32 & 29 |
| <b>OTHER</b>  |                      |                     |                       |
| 33 Other - Monthly purchase from Peoples Gas (Line 20 Page 10)                    | 8,315                | 3,741.00            | 0.44989               |
| 34 Peak Shaving   |                      |                     |                       |
| 35 Storage withdrawal   |                      |                     |                       |
| 36 Other  |                      |                     |                       |
| 37 Other  |                      |                     |                       |
| 38 Other  |                      |                     |                       |
| 39 Other  |                      |                     |                       |
| 40 TOTAL OTHER  | 8,315                | 3,741.00            | 0.44989               |
|   | Schedule A-1 Line 20 | Schedule A-1 Line 6 | Schedule A-1 Line 33  |



| COMPANY:                    |  | CALCULATION OF TRUE-UP AND INTEREST PROVISION |           |                                |         | SCHEDULE A-2<br>(REVISED 6/08/94)<br>PAGE 4 OF 11 |            |            |         |
|-----------------------------|--|---|-----------|--------------------------------|---------|---|------------|------------|---------|
| CITY GAS COMPANY OF FLORIDA |  | FOR THE PERIOD OF:                            |           | JANUARY 99 Through DECEMBER 99 |         |   |            |            |         |
|                             |  | CURRENT MONTH: 7/99                           |           | DIFFERENCE                     |         | PERIOD TO DATE                                    |            | DIFFERENCE |         |
|                             |  | (A)   | (B)       | (C)                            | (D)     | (E)   | (F)        | (G)        | (H)     |
|                             |  | ACTUAL  | ESTIMATE  | AMOUNT                         | %       | ACTUAL  | ESTIMATE   | AMOUNT     | %       |
| <b>TRUE-UP CALCULATION</b>  |  |   |           |                                |         |   |            |            |         |
| 1                           | PURCHASED GAS COST (Sch A-1 Flx down line 4+6)                   | 1,036,942                                     | 1,110,539 | 73,597                         | 6.63%   | 6,427,308   | 7,937,162  | 1,509,854  | 19.02%  |
| 2                           | TRANSP GAS COST (Sch A-1 Flx down line 1+2+3+5)                  | 706,643                                       | 911,441   | 204,798                        | 22.47%  | 6,693,509   | 6,620,254  | (73,255)   | -1.11%  |
| 3                           | TOTAL  | 1,743,585                                     | 2,021,980 | 278,395                        | 13.77%  | 13,120,817  | 14,557,416 | 1,436,599  | 9.87%   |
| 4                           | FUEL REVENUES (Sch A-1 Flx down line 14)<br>(NET OF REVENUE TAX) | 1,635,139                                     | 2,015,160 | 380,021                        | 18.86%  | 13,645,354  | 14,511,870 | 866,516    | 5.97%   |
| 5                           | TRUE-UP (COLLECTED) OR REFUNDED                                  | 136,075                                       | 136,075   | -                              | 0.00%   | 952,525   | 952,525    | -          | 0.00%   |
| 6                           | FUEL REVENUE APPLICABLE TO PERIOD *<br>(LINE 4 (+ or -) LINE 5)  | 1,771,214                                     | 2,151,235 | 380,021                        | 17.67%  | 14,597,879  | 15,464,395 | 866,516    | 5.60%   |
| 7                           | TRUE-UP PROVISION - THIS PERIOD<br>(LINE 6 - LINE 3)             | 27,629  | 129,255   | 101,626                        | 78.62%  | 1,477,062   | 906,979    | (570,083)  | -62.86% |
| 8                           | INTEREST PROVISION-THIS PERIOD (21)                              | 14,386  | 12,256    | (2,130)                        | -17.38% | 81,971  | 81,038     | (933)      | -1.15%  |
| 9                           | BEGINNING OF PERIOD TRUE-UP AND INTEREST                         | 3,455,150                                     | 2,407,655 | (1,047,495)                    | -43.51% | 2,754,582   | 3,459,816  | 705,234    | 20.38%  |
| 9A                          | ADJUST BEGINNING ESTIMATE  | -   | 493,072   | 493,072                        | 100.00% | -   | (589,145)  | (589,145)  | 100.00% |
| 9B                          | BEGINNING OF PERIOD TRUE-UP AND INTEREST                         | 3,455,150                                     | 2,900,727 | (554,423)                      | -19.11% | 2,754,582   | 2,870,671  | 116,089    | 4.04%   |
| 10                          | TRUE-UP COLLECTED OR (REFUNDED)<br>(REVERSE OF LINE 5)           | (136,075)                                     | (136,075) | -                              | 0.00%   | (952,525)   | (952,525)  | -          | 0.00%   |
| 10a                         | Refund (if applicable)   | -   | -         | -                              | ---     | -   | -          | -          | ---     |
| 10b                         | Refund of interim rate increase                                  | -   | -         | -                              | ---     | -   | -          | -          | ---     |
| 11                          | TOTAL ESTIMATED/ACTUAL TRUE-UP<br>(7+8+9+10+10a)                 | 3,361,090                                     | 2,906,163 | (454,927)                      | -15.65% | 3,361,090   | 2,906,163  | (454,927)  | -15.65% |
| <b>INTEREST PROVISION</b>   |  |   |           |                                |         |   |            |            |         |
| 12                          | BEGINNING TRUE-UP AND INTEREST PROVISION (9)                     | 3,455,150                                     | 2,900,727 | (554,423)                      | -19.11% |   |            |            |         |
| 13                          | ENDING TRUE-UP BEFORE INTEREST (12 + 10a + 10b + 7 - 5)          | 3,346,704                                     | 2,893,907 | (452,797)                      | -15.65% |   |            |            |         |
| 14                          | TOTAL (12+13)  | 6,801,854                                     | 5,794,634 | (1,007,220)                    | -17.38% |   |            |            |         |
| 15                          | AVERAGE (50% OF 14)  | 3,400,927                                     | 2,897,317 | (503,610)                      | -17.38% |   |            |            |         |
| 16                          | INTEREST RATE - FIRST DAY OF MONTH                               | 0.05050                                       | 0.05050   | -                              | 0.00%   |   |            |            |         |
| 17                          | INTEREST RATE - FIRST DAY OF SUBSEQUENT MONTH                    | 0.05100                                       | 0.05100   | -                              | 0.00%   |   |            |            |         |
| 18                          | TOTAL (16+17)  | 0.10150                                       | 0.10150   | -                              | 0.00%   |   |            |            |         |
| 19                          | AVERAGE (50% OF 18)  | 0.05075                                       | 0.05075   | -                              | 0.00%   |   |            |            |         |
| 20                          | MONTHLY AVERAGE (19/12 Months)                                   | 0.00423                                       | 0.00423   | -                              | 0.00%   |   |            |            |         |
| 21                          | INTEREST PROVISION (15x20)                                       | 14,386  | 12,256    | (2,130)                        | -17.38% |   |            |            |         |

\* If line 5 is a refund add to line 4  
If line 5 is a collection ( ) subtract from line 4

COMPANY: CITY GAS COMPANY OF FLORIDA

TRANSPORTATION PURCHASES  
SYSTEM SUPPLY AND END USE

SCHEDULE A-3  
(REVISED 8/19/93)  
PAGE 5 OF 11

ACTUAL FOR THE PERIOD OF:  
CURRENT MONTH: 7/99

JANUARY 99

Through

DECEMBER 99

| DATE         | (A)<br>PURCHASED<br>FROM | (B)<br>PURCHASED<br>FOR | (C)<br>SCH<br>TYPE | (D)<br>SYSTEM<br>SUPPLY | (E)<br>END<br>USE | (F)<br>TOTAL<br>PURCHASED | COMMODITY COST     |                 | (I)<br>DEMAND<br>COST | (J)<br>OTHER CHARGES<br>ACA/GRI/FUEL | (K)<br>TOTAL CENTS<br>PER THERM |
|--------------|--------------------------|-------------------------|--------------------|-------------------------|-------------------|---------------------------|--------------------|-----------------|-----------------------|--------------------------------------|---------------------------------|
|              |                          |                         |                    |                         |                   |                           | (G)<br>THIRD PARTY | (H)<br>PIPELINE |                       |                                      |                                 |
| 1            | FGT                      |                         | FIS-1              |                         |                   |                           |                    | 30,740          | 651,033               | 35,913                               | —                               |
|              |                          |                         |                    |                         |                   |                           |                    |                 |                       |                                      |                                 |
| <b>TOTAL</b> |                          |                         |                    | 10,391,990              | -                 | 10,391,990                | 2,408,516          | 30,740          | 651,033               | 35,913                               | 30.08                           |

**TRANSPORTATION SYSTEM SUPPLY**

SCHEDULE A-4  
(REVISED 8/19/93)  
PAGE 6 OF 11

FOR THE PERIOD OF:                      6/01/99                      Through                      6/30/99

CURRENT MONTH: 7/99

| (A)<br>PRODUCER/SUPPLIER | (B)<br>RECEIPT<br>POINT | (C)<br>GROSS<br>AMOUNT<br>MMBtu/d | (D)<br>NET<br>AMOUNT<br>MMBtu/d | (E)<br>MONTHLY<br>GROSS<br>MMBtu | (F)<br>MONTHLY<br>NET<br>MMBtu | (G)<br>WELLHEAD<br>PRICE<br>\$/MMBtu | (H)<br>CITYGATE<br>PRICE<br>(GxE)/F |
|--------------------------|-------------------------|-----------------------------------|---------------------------------|----------------------------------|--------------------------------|--------------------------------------|-------------------------------------|
|                          | CS 8                    |                                   |                                 |                                  |                                |                                      |                                     |
|                          | CS 11                   |                                   |                                 |                                  |                                |                                      |                                     |
|                          | CS 8                    |                                   |                                 |                                  |                                |                                      |                                     |
|                          | CS 8                    |                                   |                                 |                                  |                                |                                      |                                     |
|                          | CS 8                    |                                   |                                 |                                  |                                |                                      |                                     |
|                          | Magnet Withers          |                                   |                                 |                                  |                                |                                      |                                     |
|                          | MOPS                    |                                   |                                 |                                  |                                |                                      |                                     |
|                          | CS 8                    |                                   |                                 |                                  |                                |                                      |                                     |
|                          | Magnet Withers          |                                   |                                 |                                  |                                |                                      |                                     |
|                          | Zone 1                  |                                   |                                 |                                  |                                |                                      |                                     |
|                          | Zone 2                  |                                   |                                 |                                  |                                |                                      |                                     |
|                          | Johmson's Bayou         |                                   |                                 |                                  |                                |                                      |                                     |
|                          | CS 8                    |                                   |                                 |                                  |                                |                                      |                                     |
|                          |                         |                                   |                                 |                                  |                                |                                      |                                     |
|                          |                         |                                   |                                 |                                  |                                |                                      |                                     |
|                          |                         |                                   |                                 |                                  |                                |                                      |                                     |
|                          |                         |                                   |                                 |                                  |                                |                                      |                                     |
|                          |                         |                                   |                                 |                                  |                                |                                      |                                     |
|                          |                         |                                   |                                 |                                  |                                |                                      |                                     |
|                          | <b>TOTAL</b>            | 39,097                            | 37,922                          | 1,212,000                        | 1,175,592                      |                                      |                                     |
|                          |                         |                                   |                                 | <b>WEIGHTED AVERAGE</b>          |                                | 2.3145                               | 2.3862                              |

**NOTE:**                      CITY GATE PRICE SHOULD NOT INCLUDE FGT TRANSPORTATION CHARGES

| Company: City Gas Company of Florida       |           | THERM SALES AND CUSTOMER DATA |             |                    |   |              |              | SCHEDULE A-5<br>(REVISED 8/19/93)<br>PAGE 7 OF 11 |  |
|--|-----------|-------------------------------|-------------|--------------------|---|--------------|--------------|---|--|
| FOR THE PERIOD OF:                         |           | JANUARY 99 Through            |             |                    | DECEMBER 99                                 |              |              |   |  |
| CURRENT MONTH: 7/99                        |           | DIFFERENCE                    |             | TOTAL THERMS SALES |   | DIFFERENCE   |              |   |  |
| (A) ACTUAL                                 |           | (B) ESTIMATE                  | (C) AMOUNT  | (D) %              | (E) ACTUAL                                  | (F) ESTIMATE | (G) AMOUNT   | (H) %   |  |
| <b>THERM SALES (FIRM)</b>                  |           |                               |             |                    |   |              |              |   |  |
| 1 RESIDENTIAL                              | 1,418,127 | 1,328,099                     | (90,028)    | -6.35%             | 11,755,886                                  | 13,398,777   | 1,642,891    | 13.98%  |  |
| 2 COMMERCIAL                               | 2,452,006 | 3,359,105                     | 907,099     | 36.99%             | 22,449,356                                  | 24,589,666   | 2,140,310    | 9.53%   |  |
| 3 COMMERCIAL LARGE VOL. 1                  | -         | -                             | -           | 0.00%              | -   | -            | -            | 0.00%   |  |
| 4 COMMERCIAL LARGE VOL. 2                  | -         | -                             | -           | 0.00%              | -   | -            | -            | 0.00%   |  |
|  | -         | -                             | -           | 0.00%              | -   | -            | -            | 0.00%   |  |
| 5 TOTAL FIRM                               | 3,870,133 | 4,687,204                     | 817,071     | 21.11%             | 34,205,242                                  | 37,988,443   | 3,783,201    | 11.06%  |  |
| <b>THERM SALES (INTERRUPTIBLE)</b>         |           |                               |             |                    |   |              |              |   |  |
| 6 INTERRUPTIBLE                            | 498,290   | 58,600                        | (439,690)   | -88.24%            | 763,313                                     | 444,700      | (318,613)    | -41.74%   |  |
| 7 LARGE INTERRUPTIBLE                      | -         | -                             | -           | 0.00%              | -   | -            | -            | 0.00%   |  |
| 8 TRANSPORTATION                           | 3,424,000 | -                             | (3,424,000) | -100.00%           | 27,335,153                                  | -            | (27,335,153) | -100.00%  |  |
| 9 TOTAL INTERRUPTIBLE                      | 3,922,290 | 58,600                        | (3,863,690) | -98.51%            | 28,098,466                                  | 444,700      | (27,653,766) | -98.42%   |  |
| 10 TOTAL THERM SALES                       | 7,792,423 | 4,745,804                     | (3,046,619) | -39.10%            | 62,303,708                                  | 38,433,143   | (23,870,565) | -38.31%   |  |
| <b>NUMBER OF CUSTOMERS (FIRM)</b>          |           |                               |             |                    | <b>AVG. NO. OF CUSTOMERS PERIOD TO DATE</b> |              |              |   |  |
| 11 RESIDENTIAL                             | 94,422    | 95,182                        | 760         | 0.80%              | 93,052                                      | 94,697       | 1,645        | 1.77%   |  |
| 12 COMMERCIAL                              | 4,697     | 5,083                         | 386         | 8.22%              | 4,670                                       | 5,276        | 606          | 12.98%  |  |
| 13 COMMERCIAL LARGE VOL. 1                 | -         | -                             | -           | 0.00%              | -   | -            | -            | 0.00%   |  |
| 14 COMMERCIAL LARGE VOL. 2                 | -         | -                             | -           | 0.00%              | -   | -            | -            | 0.00%   |  |
|  | -         | -                             | -           | 0.00%              | -   | -            | -            | 0.00%   |  |
| 15 TOTAL FIRM                              | 99,119    | 100,265                       | 1,146       | 1.16%              | 97,722                                      | 99,973       | 2,251        | 2.30%   |  |
| <b>NUMBER OF CUSTOMERS (INTERRUPTIBLE)</b> |           |                               |             |                    | <b>AVG. NO. OF CUSTOMERS PERIOD TO DATE</b> |              |              |   |  |
| 16 INTERRUPTIBLE                           | 4         | 3                             | (1)         | -25.00%            | 8   | 10           | 2            | 25.00%  |  |
| 17 LARGE INTERRUPTIBLE                     | -         | -                             | -           | 0.00%              | 1   | 1            | -            | 0.00%   |  |
| 18 TRANSPORTATION                          | 336       | -                             | (336)       | -100.00%           | 327   | -            | (327)        | -100.00%  |  |
| 19 TOTAL INTERRUPTIBLE                     | 340       | 3                             | (337)       | -99.12%            | 336   | 11           | (325)        | -96.73%   |  |
| 20 TOTAL CUSTOMERS                         | 99,459    | 100,268                       | 809         | 0.81%              | 98,058                                      | 99,984       | 1,926        | 1.96%   |  |
| <b>THERM USE PER CUSTOMER</b>              |           |                               |             |                    |   |              |              |   |  |
| 21 RESIDENTIAL                             | 15        | 14                            | (1)         | -7.10%             | 25  | 28           | 3            | 12.00%  |  |
| 22 COMMERCIAL                              | 522       | 661                           | 139         | 26.59%             | 961   | 932          | (29)         | -3.02%  |  |
| 23 COMMERCIAL LARGE VOL. 1                 | 1         | -                             | (1)         | -100.00%           | -   | -            | -            | 0.00%   |  |
| 24 COMMERCIAL LARGE VOL. 2                 | -         | -                             | -           | 0.00%              | -   | -            | -            | 0.00%   |  |
| 25 INTERRUPTIBLE                           | 124,573   | 19,533                        | (105,040)   | -84.32%            | 19,083                                      | 8,894        | (10,189)     | -53.39%   |  |
| 26 LARGE INTERRUPTIBLE                     | #DIV/0!   | -                             | #DIV/0!     | #DIV/0!            | -   | -            | -            | 0.00%   |  |
| 27 TRANSPORTATION                          | 10,190    | -                             | (10,190)    | -100.00%           | 16,719                                      | -            | (16,719)     | -100.00%  |  |

**CONVERSION FACTOR CALCULATION**

**CITY GAS COMPANY OF FLORIDA**  
**ACTUAL FOR THE PERIOD OF:**

**JANUARY 99** through **DECEMBER 99**

**SCHEDULE A-6**  
**(REVISED 8/19/93)**  
**PAGE 8 OF 11**

|   | (A)<br>JAN | (B)<br>FEB | (C)<br>MAR | (D)<br>APR | (E)<br>MAY | (F)<br>JUN | (G)<br>JUL | (H)<br>AUG | (I)<br>SEP | (J)<br>OCT | (K)<br>NOV | (L)<br>DEC |
|---|------------|------------|------------|------------|------------|------------|------------|------------|------------|------------|------------|------------|
| 1 AVERAGE BTU CONTENT OF GAS PURCHASED                                |            |            |            |            |            |            |            |            |            |            |            |            |
| <u>THERMS PURCHASED</u> = AVERAGE BTU CONTENT<br><u>CCF PURCHASED</u> | 1.0586     | 1.0596     | 1.0625     | 1.0605     | 1.0557     | 1.0489     | 1.0480     | -          | -          | -          | -          | -          |
| 2 PRESSURE CORRECTION FACTOR  |            |            |            |            |            |            |            |            |            |            |            |            |
| a. DELIVERY PRESSURE OF GAS SOLD psia                                 | 15.236     | 15.236     | 15.236     | 15.236     | 15.236     | 15.236     | 15.236     | 15.236     | 15.236     | 15.236     | 15.236     | 15.236     |
| b. DELIVERY PRESSURE OF GAS PURCHASED psia                            | 14.73      | 14.73      | 14.73      | 14.73      | 14.73      | 14.73      | 14.73      | 14.73      | 14.73      | 14.73      | 14.73      | 14.73      |
| PRESSURE CORRECTION FACTOR (a/b) psia                                 | 1.0344     | 1.0344     | 1.0344     | 1.0344     | 1.0344     | 1.0344     | 1.0344     | 1.0344     | 1.0344     | 1.0344     | 1.0344     | 1.0344     |
| 3 BILLING FACTOR  |            |            |            |            |            |            |            |            |            |            |            |            |
| BTU CONTENT x PRESSURE CORRECTION FACTOR                              | 1.0950     | 1.0960     | 1.0990     | 1.0970     | 1.0920     | 1.0850     | 1.0840     | 0.0000     | 0.0000     | 0.0000     | 0.0000     | 0.0000     |

**CITY GAS COMPANY OF FLORIDA**  
**Gas invoices for the month of 7/99**

|  |   |                |                          |             |                          | Actual          |
|--|---|----------------|--------------------------|-------------|--------------------------|-----------------|
|  | <b>FGT FTS - Contract 5034</b>                        | <b>MCF</b>     | <b>THERMS</b>            | <b>RATE</b> | <b>AMOUNT</b>            | <b>Checked:</b> |
| 1  | <b>Commodity costs</b>                                |                |                          |             |                          |                 |
| 2  | Contract #5034  | FTS 1          | 8,100,730                | 0.00359     | 29,081.62                |                 |
| 3  | Contract #3608, 5338, 5364, 53                        | FTS 2          | 4,008,530                | 0.00188     | 7,536.04                 |                 |
| 3A   |   |                |                          |             |                          |                 |
| 4  | <b>Total Firm:</b>                                    |                | <u><b>12,109,260</b></u> |             | <u><b>36,617.66</b></u>  | ( )             |
| <b>MEMO: FGT Fixed charges paid on 10th of month</b> |   |                |                          |             |                          |                 |
| 5  | FTS-1 Demand - System supply                          | Miami          | 6,858,130                | 0.03763     | 258,071.43               | ( )             |
| 6  | " Capacity release                                    |                | (274,970)                | ---         | (10,347.13)              | ( )             |
| 7  | " System supply                                       | Treasure Coast | 311,860                  | 0.03763     | 11,735.29                | ( )             |
| 8  | " System supply                                       | Brevard        | 1,844,810                | 0.03763     | 69,420.20                | ( )             |
| 9  | " " "   | Merritt Sq.    | 0                        | 0.03763     | 0.00                     | ( )             |
| 10   | <b>Total FTS-1 demand</b>                             |                | <u><b>8,739,830</b></u>  |             | <u><b>328,879.79</b></u> |                 |
| 11   |   |                |                          |             |                          |                 |
| 12   | FTS-2 Demand - System supply                          | Miami          | 4,340,000                | 0.07795     | 338,303.00               | ( )             |
| 13   | FTS-2 Demand - Capacity release                       |                | (94,240)                 | ---         | (7,346.00)               |                 |
| 14   |   |                | 0                        | ---         | 0.00                     |                 |
| 15   | <b>Total FTS-2 demand</b>                             |                | <u><b>4,245,760</b></u>  |             | <u><b>330,957.00</b></u> |                 |
| 16   |   |                |                          |             |                          |                 |
| 17   | No Notice Demand-System suppl                         | Miami          | 961,000                  | 0.00590     | 5,669.90                 | ( )             |
| 18   | " " "   | Brevard        | 201,500                  | 0.00590     | 1,188.85                 | ( )             |
| 19   |   |                | <u><b>1,162,500</b></u>  |             | <u><b>6,858.75</b></u>   |                 |
| 20   | Western Div. / IT Revenue Sharing Cr.                 |                |                          |             | <u><b>0.00</b></u>       | ( )             |
| 21   | <b>Total fixed charges</b>                            |                | <u><b>14,148,090</b></u> |             | <u><b>666,695.54</b></u> |                 |
| <b>OTHER SUPPLIERS:</b>                              |   |                |                          |             |                          |                 |
|  |   |                | <b>THERMS</b>            |             | <b>AMOUNT</b>            |                 |
|  |   |                |                          |             |                          |                 |
| 35   | <b>Total costs:</b>                                   |                | <b>12,120,000</b>        |             | <b>2,805,209.90</b>      |                 |
| 36   |   |                |                          |             |                          |                 |
| 37   | <b>Total Gas Cost Accrual: (Line 4+21+35, Page 9)</b> |                |                          |             | <b>3,508,523.10</b>      |                 |

| FGT -                                    | Gross<br>therms<br>billed | Net<br>therms<br>received | Amount       |              | Net Activity | Invoice<br>Reference | Invoice<br>due | Invoice<br>paid |
|--|---------------------------|---------------------------|--------------|--------------|--------------|----------------------|----------------|-----------------|
|  |                           |                           | This month   |              |              |                      |                |                 |
|  |                           |                           | Payments     | Accruals     |              |                      |                |                 |
| 1 FTS-1 Commod. (Mia,Brv,IC) 7/99        |                           | 12,109,260.0              |              | 36,617.66    | 36,617.66    |                      |                |                 |
| 2 Reverse FTS-1 Commod acct 6/99         |                           | (10,270,280.0)            |              | (31,574.45)  | (31,574.45)  |                      |                |                 |
| 3 FTS-1 Commodity 6/99                   |                           |                           | 30,869.80    |              | 30,869.80    | B1-B4                |                |                 |
| 4 TOTAL FGT COMMODITY                    |                           | 11,868,710.0              |              |              | 35,913.01    |                      |                |                 |
| 5  |                           |                           |              |              |              |                      |                |                 |
| 6 FTS-1 Demand (Mia,Brv,IC) 7/99         | 14,148,090.0              |                           |              | 666,695.54   | 666,695.54   |                      |                |                 |
| 7 Reverse FTS-1 Demand acct 6/99         | (13,699,500.0)            |                           |              | (661,278.70) | (661,278.70) | B5-B7                |                |                 |
| 8 FTS-1 Demand 6/99                      | 11,399,500.0              |                           | 645,615.78   |              | 645,615.78   |                      |                |                 |
| 9 TOTAL FGT DEMAND                       | 11,848,090.0              |                           |              |              | 651,032.62   |                      |                |                 |
| 10                                       |                           |                           |              |              |              |                      |                |                 |
| 11 FGT Net Imbalance:                    |                           |                           |              |              |              |                      |                |                 |
| 12 Reverse Accrual FGT Imbal.-11/97      | (44,890.0)                |                           |              | (13,691.45)  | (13,691.45)  |                      |                |                 |
| 13 Reaccrue FGT Imbalance - 11/97        | 44,890.0                  |                           |              | 13,691.45    | 13,691.45    |                      |                |                 |
| 14 Reverse FGT No - notice supply - 10/9 | (17,560.0)                |                           |              | (3,441.76)   | (3,441.76)   |                      |                |                 |
| 15 Reaccrue FGT No - notice supply - 10  | 17,560.0                  |                           |              | 3,441.76     | 3,441.76     |                      |                |                 |
| 16 TOTAL FGT IMBALANCE:                  |                           |                           |              |              | -            |                      |                |                 |
| 17                                       |                           |                           |              |              |              |                      |                |                 |
| 18 WSS/Hattiesburg Storage               |                           |                           |              | 0.00         | -            |                      |                |                 |
| 19                                       |                           |                           |              |              |              |                      |                |                 |
| 20                                       |                           |                           |              |              |              | B11-B12              |                |                 |
| 21                                       |                           |                           |              |              |              |                      |                |                 |
| 22                                       |                           |                           |              |              |              |                      |                |                 |
| 23                                       |                           |                           |              |              |              | B13-B14              |                |                 |
| 24                                       |                           |                           |              |              |              |                      |                |                 |
| 25                                       |                           |                           |              |              |              |                      |                |                 |
| 26                                       |                           |                           |              |              |              | B15                  |                |                 |
| 27                                       |                           |                           |              |              |              |                      |                |                 |
| 28                                       |                           |                           |              |              |              | B16                  |                |                 |
| 29 Florida Gas Transmission - 7/99       | 300,760.0                 |                           | 74,083.07    |              | 74,083.07    | B17                  |                |                 |
| 30                                       |                           |                           |              |              |              | B18                  |                |                 |
| 31                                       |                           |                           |              |              |              | B19                  |                |                 |
| 32                                       |                           |                           |              |              |              | B20                  |                |                 |
| 33                                       |                           |                           |              |              |              |                      |                |                 |
| 34                                       |                           |                           |              |              |              | B21                  |                |                 |
| 35                                       |                           |                           |              |              |              |                      |                |                 |
| 36                                       |                           |                           |              |              |              | B22                  |                |                 |
| 37                                       |                           |                           |              |              |              |                      |                |                 |
| 38                                       |                           |                           |              |              |              | B23                  |                |                 |
| 39                                       |                           |                           |              |              |              | B24                  |                |                 |
| 40                                       |                           |                           |              |              |              |                      |                |                 |
| 41                                       |                           |                           |              |              |              |                      |                |                 |
| 42                                       |                           |                           |              |              |              |                      |                |                 |
| 43                                       |                           |                           |              |              |              |                      |                |                 |
| 44                                       |                           |                           |              |              |              |                      |                |                 |
| 45                                       |                           |                           |              |              |              |                      |                |                 |
| 46                                       |                           |                           |              |              |              |                      |                |                 |
| 47                                       |                           |                           |              |              |              |                      |                |                 |
| 48                                       |                           |                           |              |              |              |                      |                |                 |
| 49                                       |                           |                           |              |              |              |                      |                |                 |
| 50                                       |                           |                           |              |              |              |                      |                |                 |
| 51                                       |                           |                           |              |              |              |                      |                |                 |
| 52                                       |                           |                           |              |              |              |                      |                |                 |
| 53                                       |                           |                           |              |              |              |                      |                |                 |
| 54                                       |                           |                           |              |              |              |                      |                |                 |
| 55                                       |                           |                           |              |              |              |                      |                |                 |
| 56                                       |                           |                           |              |              |              |                      |                |                 |
| 57                                       |                           |                           |              |              |              |                      |                |                 |
| 58                                       |                           |                           |              |              |              |                      |                |                 |
| 59                                       |                           |                           |              |              |              |                      |                |                 |
| 60                                       |                           |                           |              |              |              |                      |                |                 |
| 61                                       |                           |                           |              |              |              |                      |                |                 |
| 62                                       |                           |                           |              |              |              |                      |                |                 |
| 63                                       |                           |                           |              |              |              |                      |                |                 |
| 64                                       |                           |                           |              |              |              |                      |                |                 |
| 65                                       |                           |                           |              |              |              |                      |                |                 |
| 66                                       |                           |                           |              |              |              |                      |                |                 |
| 67                                       |                           |                           |              |              |              |                      |                |                 |
| 68                                       |                           |                           |              |              |              |                      |                |                 |
| 69                                       |                           |                           |              |              |              |                      |                |                 |
| 70                                       |                           |                           |              |              |              |                      |                |                 |
| 71                                       |                           |                           |              |              |              |                      |                |                 |
| 72                                       |                           |                           |              |              |              |                      |                |                 |
| 73                                       |                           |                           |              |              |              |                      |                |                 |
| 74                                       |                           |                           |              |              |              |                      |                |                 |
| 75                                       |                           |                           |              |              |              |                      |                |                 |
| 76                                       |                           |                           |              |              |              |                      |                |                 |
| 77                                       |                           |                           |              |              |              |                      |                |                 |
| 78                                       |                           |                           |              |              |              |                      |                |                 |
| 79                                       |                           |                           |              |              |              |                      |                |                 |
| 80                                       |                           |                           |              |              |              |                      |                |                 |
| 81                                       |                           |                           |              |              |              |                      |                |                 |
| 82                                       |                           |                           |              |              |              |                      |                |                 |
| 83                                       |                           |                           |              |              |              |                      |                |                 |
| 84                                       |                           |                           |              |              |              |                      |                |                 |
| 85                                       |                           |                           |              |              |              |                      |                |                 |
| 86                                       |                           |                           |              |              |              |                      |                |                 |
| 87                                       |                           |                           |              |              |              |                      |                |                 |
| 88                                       |                           |                           |              |              |              |                      |                |                 |
| 89                                       |                           |                           |              |              |              |                      |                |                 |
| 90                                       |                           |                           |              |              |              |                      |                |                 |
| 91                                       |                           |                           |              |              |              |                      |                |                 |
| 92                                       |                           |                           |              |              |              |                      |                |                 |
| 93                                       |                           |                           |              |              |              |                      |                |                 |
| 94                                       |                           |                           |              |              |              |                      |                |                 |
| 95                                       |                           |                           |              |              |              |                      |                |                 |
| 96                                       |                           |                           |              |              |              |                      |                |                 |
| 97                                       |                           |                           |              |              |              |                      |                |                 |
| 98                                       |                           |                           |              |              | 97,358.08    |                      |                |                 |
| 99                                       |                           |                           |              |              |              |                      |                |                 |
| 100 CURRENT MTH ACCRUALS(Page 9 Ln 37)   | 12,120,000.0              |                           |              | 2,805,209.90 | 2,805,209.90 |                      |                |                 |
| 101                                      |                           |                           |              |              |              |                      |                |                 |
| 102 Total purchases & accruals 7/99 -    |                           | 11,877,025.4              | 2,660,650.59 | 1,032,604.02 | 3,693,264.61 |                      |                |                 |

CITY GAS COMPANY OF FLORIDA  
SUMMARY OF GAS SUPPLIERS - 7/99

| FGT -                                  | Gross<br>therms<br>billed                            | Net<br>therms<br>received | Amount<br>This month |                     | Net Activity        | Invoice<br>Reference | Invoice<br>due | Invoice<br>paid |
|--|--|---------------------------|----------------------|---------------------|---------------------|----------------------|----------------|-----------------|
|  |  |                           | Payments             | Accruals            |                     |                      |                |                 |
| <b>OVERTENDERS / TRANSP. CUSTOMERS</b> |  |                           |                      |                     |                     |                      |                |                 |
| 1                                      |  |                           |                      |                     |                     |                      |                |                 |
| 2                                      |  |                           |                      |                     |                     |                      |                |                 |
| 3                                      |  |                           |                      |                     |                     |                      |                |                 |
| 4                                      |  |                           |                      |                     |                     |                      |                |                 |
| 5                                      |  |                           |                      |                     |                     |                      |                |                 |
| 6                                      |  |                           |                      |                     |                     |                      |                |                 |
| 7                                      |  |                           |                      |                     |                     |                      |                |                 |
| 8                                      |  |                           |                      |                     |                     |                      |                |                 |
| 9                                      |  |                           |                      |                     |                     |                      |                |                 |
| 10                                     |  |                           |                      |                     |                     |                      |                |                 |
| 11                                     |  |                           |                      |                     |                     |                      |                |                 |
| 12                                     |  |                           |                      |                     |                     |                      |                |                 |
| 13                                     |  |                           |                      |                     |                     |                      |                |                 |
| 14                                     |  |                           |                      |                     |                     |                      |                |                 |
| 15                                     | <b>Total overtenders 7/99 -</b>                      | <b>0.00</b>               | <b>0.00</b>          | <b>0.00</b>         | <b>0.00</b>         |                      |                |                 |
| <b>BOOK-OUT TRANSACTIONS</b>           |  |                           |                      |                     |                     |                      |                |                 |
| 16                                     | Florida Gas Transmission - 4/99                      |                           | 49,160.0             | 10,225.28           | 10,225.28           | <b>B9</b>            |                |                 |
| 17                                     |  |                           |                      |                     |                     |                      |                |                 |
| 18                                     |  |                           |                      |                     |                     |                      |                |                 |
| 19                                     |  |                           |                      |                     |                     |                      |                |                 |
| 20                                     |  |                           |                      |                     |                     |                      |                |                 |
| 21                                     |  |                           |                      |                     |                     |                      |                |                 |
| 22                                     |  |                           |                      |                     |                     |                      |                |                 |
| 23                                     |  |                           |                      |                     |                     |                      |                |                 |
| 24                                     | <b>Total book-outs 7/99 -</b>                        | <b>0.0</b>                | <b>10,225.28</b>     | <b>0.00</b>         | <b>10,225.28</b>    |                      |                |                 |
| <b>STORAGE TRANSACTIONS</b>            |  |                           |                      |                     |                     |                      |                |                 |
| 24                                     |  |                           |                      |                     |                     | <b>B25-B26</b>       |                |                 |
| 25                                     |  |                           |                      |                     |                     | <b>B27</b>           |                |                 |
| 26                                     |  |                           |                      |                     |                     | <b>B28</b>           |                |                 |
| 27                                     |  |                           |                      |                     |                     | <b>B29</b>           |                |                 |
| 28                                     |  |                           |                      |                     |                     |                      |                |                 |
| 29                                     |  |                           |                      |                     |                     |                      |                |                 |
| 30                                     |  |                           |                      |                     |                     |                      |                |                 |
| 31                                     | <b>Total storage costs 7/99 -</b>                    | <b>0.0</b>                | <b>19,696.96</b>     | <b>0.00</b>         | <b>12,087.02</b>    |                      |                |                 |
| 32                                     |  |                           |                      |                     |                     |                      |                |                 |
| 33                                     |  | <b>11,926,185.4</b>       | <b>2,590,572.83</b>  | <b>1,032,604.02</b> | <b>3,615,566.91</b> |                      |                |                 |
| 34                                     |  |                           | (a)                  | (b)                 |                     |                      |                |                 |
| 35                                     |  |                           |                      |                     |                     |                      |                |                 |
| 36                                     | <b>Total Gas Cost - 7/99 (a + b):</b>                |                           | <b>3,623,176.85</b>  |                     |                     |                      |                |                 |
| 37                                     | <b>Less: Non-PGA Off System Sales</b>                |                           | (7,469,970)          | (1,804,070.14)      |                     |                      |                |                 |
| 38                                     | <b>50% margin sharing</b>                            |                           |                      | (82,970.72)         |                     |                      |                |                 |
| 39                                     | <b>Company Use</b>                                   |                           | (3,826)              | (1,181.66)          |                     |                      |                |                 |
| 40                                     | <b>Refund</b>  |                           |                      | 8,630.02            |                     | <b>B10</b>           |                |                 |
| 41                                     |  |                           |                      |                     |                     |                      |                |                 |
| 42                                     | <b>Total PGA Gas Cost - 7/99 (Ln 33 through 40):</b> | <b>4,452,389.4</b>        | <b>1,743,584.35</b>  |                     |                     |                      |                |                 |



uuu

**JUL 19 1999**

**I N V O I C E**  
**FLORIDA GAS TRANSMISSION COMPANY**  
An ENRON/SONAT Affiliate

Page 1

|                  |          |
|------------------|----------|
| E                | 07/10/99 |
|                  | 07/20/99 |
| VOICE NO.        | 30645    |
| TOTAL AMOUNT DUE | \$242.65 |

CUSTOMER: **NUI CORPORATION** **CGF**  
 ATTN: MORENE NAVARRO  
 PO BOX 760  
 Bedminster, NJ 07921

Please reference this invoice no. on your remittance and wire to:  
 Wire Transfer  
 Florida Gas Transmission Company  
 Nations Bank: Dallas, TX  
 Account ABA **REDACTED**

CONTRACT: 5029 SHIPPER: NUI CORPORATION CUSTOMER NO: 11420 PLEASE CONTACT MARY LOU PHILLIPS  
 TYPE: DELIVERY POINT OPERATOR ACCOUNT DUNS NO: 056711344 AT (713)853-5657 WITH ANY QUESTIONS REGARDING THIS INVOICE  
 OR CODE LIST

| I NO.                                       | RECEIPTS |         | DELIVERIES |         | PROD MONTH | TC | RC  | RATES  |            |      | VOLUMES DTH DRY | AMOUNT |             |
|---|----------|---------|------------|---------|------------|----|-----|--------|------------|------|-----------------|--------|-------------|
|   | DRN No.  | DRN No. | POI NO.    | DRN No. |            |    |     | BASE   | SURCHARGES | DISC |                 |        | NET         |
| Yo Notice                                   |          |         |            |         | 06/99      | A  | COM | 0.0312 | 0.0047     |      | 0.0359          | 6,759  | \$242.65 OK |
| TOTAL FOR CONTRACT 5029 FOR MONTH OF 06/99. |          |         |            |         |            |    |     |        |            |      |                 | 6,759  | \$242.65    |

Gas Research Institute (GRI) Voluntary Contributions:  
 Please specify the amount(s) and the specific project(s) or project area(s), if any, to which such amounts are applicable. For specific information about GRI funding and projects please contact GRI at (773) 399-8100.

| Amount | Project(s) | Project Area(s) |
|--------|------------|-----------------|
|        |            |                 |

OK J Swindor

\*\*\* END OF INVOICE 30645 \*\*\*

Entered in EMS: MS 7-12  
 Initials Date  
 Approved in EMS: mm 7/16  
 Initials Date  
 Invoice Reviewed: mm 7/16/99  
 Signature Date  
 Approved By: John Navarro 7/19/99  
 Signature Date

BI

**I N V O I C E**  
**FLORIDA GAS TRANSMISSION COMPANY**  
 An ENRON/SONAT Affiliate

|                       |
|-----------------------|
| 07/10/99              |
| 07/20/99              |
| ICE NO. 30623         |
| AMOUNT DUE \$3,186.60 |

CUSTOMER: **NUI CORPORATION** *CGF*  
 ATTN: MORENE NAVARRO  
 PO BOX 760  
 Bedminster, NJ 07921

Please reference this invoice no. on your remittance and wire to:  
 Wire Transfer  
 Florida Gas Transmission Company  
 Nations Bank, Dallas TX  
 Account #  
 ABA # **REDACTED**

TRACT: 3608 SHIPPER: NUI CORPORATION CUSTOMER NO: 11420 PLEASE CONTACT MARY LOU PHILLIPS  
 TYPE: FIRM TRANSPORTATION DUNS NO: 056711344 AT (713)853-5657 WITH ANY QUESTIONS REGARDING THIS INVOICE OR CODE LIST

| NO.   | RECEIPTS<br>DRN No. | DELIVERIES |         | PROD<br>MONTH | TC | RC  | RATES  |            |      |        | VOLUMES<br>DTH DRY | AMOUNT     |            |
|---|---------------------|------------|---------|---------------|----|-----|--------|------------|------|--------|--------------------|------------|------------|
|   |                     | POI NO.    | DRN No. |               |    |     | BASE   | SURCHARGES | DISC | NET    |                    |            |            |
|   | age Charge          | 16151      | 3018    | 06/99         | A  | COM | 0.0141 | 0.0047     |      | 0.0188 | 27,419             | \$515.48   |            |
|   | age Charge          | 16237      | 3104    | 06/99         | A  | COM | 0.0141 | 0.0047     |      | 0.0188 | 5,000              | \$94.00    |            |
|   | age Charge          | 16251      | 3229    | 06/99         | A  | COM | 0.0141 | 0.0047     |      | 0.0188 | 7,400              | \$139.12   |            |
|   | age Charge          | 16260      | 2972    | 06/99         | A  | COM | 0.0141 | 0.0047     |      | 0.0188 | 23,500             | \$441.80   |            |
|   | age Charge          | 55687      | 99448   | 06/99         | A  | COM | 0.0141 | 0.0047     |      | 0.0188 | 5,681              | \$106.80   |            |
|   | age Charge          | 57345      | 90297   | 06/99         | A  | COM | 0.0141 | 0.0047     |      | 0.0188 | 5,000              | \$94.00    |            |
|   | age Charge          | 58912      | 109186  | 06/99         | A  | COM | 0.0141 | 0.0047     |      | 0.0188 | 83,500             | \$1,569.80 |            |
|   | age Charge          | 61237      | 135677  | 06/99         | A  | COM | 0.0141 | 0.0047     |      | 0.0188 | 7,400              | \$139.12   |            |
|   | age Charge          | 63052      | 222204  | 06/99         | A  | COM | 0.0141 | 0.0047     |      | 0.0188 | 4,600              | \$86.88    |            |
| TOTAL FOR CONTRACT 3608 FOR MONTH OF 06/99. |                     |            |         |               |    |     |        |            |      |        |                    |            |            |
|   |                     |            |         |               |    |     |        |            |      |        | <i>NLS</i>         | 169,500    | \$3,186.60 |

Gas Research Institute (GRI) Voluntary Contributions:  
 Please specify the amount(s) and the specific project(s) or project area(s), if any, to which such amounts are applicable. For specific information about GRI funding and projects please contact GRI at (773) 399-8100.

| Amount | Project(s) | Project Area(s) |
|--------|------------|-----------------|
|        |            |                 |

\*\*\* END OF INVOICE 30623 \*\*\*

Entered in EMS: *M* 7-12  
 Initials Date  
 Approved in EMS: *M* 7-13  
 Initials Date  
 Invoice Reviewed: *M* 7-13  
 Signature Date  
 Approved By: *John R. ...* 7-13  
 Signature Date

*The report 169,502*

*Ba*

**I N V O I C E**  
**FLORIDA GAS TRANSMISSION COMPANY**  
 An ENRON/SONAT Affiliate

|             |             |
|-------------|-------------|
|             | 07/10/99    |
|             | 07/20/99    |
| INVOICE NO. | 30647       |
| AMOUNT DUE  | \$24,979.52 |

CUSTOMER: ~~NUI CORPORATION~~ *CGF*  
 ATTN: NORENE NAVARRO  
 PO BOX 760  
 Bedminster, NJ 07921

Please reference this invoice no. on your remittance and wire to:  
 Wire Transfer  
 Florida Gas Transmission Company  
 Nations Bank: Dallas, TX  
 Account #  
 ABA **REDACTED**

CONTRACT NO: 5034      SHIPPER: NUI CORPORATION      CUSTOMER NO: 11420      PLEASE CONTACT MARY LOU PHILLIPS  
 TYPE: FIRM TRANSPORTATION      DUNS NO: 056711344      AT (713)853-5657 WITH ANY QUESTIONS REGARDING THIS INVOICE  
 OR CODE LIST

| NO.   | RECEIPTS |         | DELIVERIES |         | PROD MONTH | TC | RC  | RATES  |            |      | VOLUMES |         | AMOUNT      |
|---|----------|---------|------------|---------|------------|----|-----|--------|------------|------|---------|---------|-------------|
|   | DRM No.  | DRM No. | POI NO.    | DRM No. |            |    |     | BASE   | SURCHARGES | DISC | NET     | OTH     |             |
| Age Charge                                  |          |         | 61237      | 135677  | 06/99      | A  | COM | 0.0312 | 0.0047     |      | 0.0359  | 8,512   | \$305.58    |
| Age Charge                                  |          |         | 62897      | 204545  | 06/99      | A  | COM | 0.0312 | 0.0047     |      | 0.0359  | 37,264  | \$1,337.78  |
| Age Charge                                  |          |         | 62898      | 204917  | 06/99      | A  | COM | 0.0312 | 0.0047     |      | 0.0359  | 12,051  | \$432.63    |
| TOTAL FOR CONTRACT 5034 FOR MONTH OF 06/99. |          |         |            |         |            |    |     |        |            |      |         | 695,808 | \$24,979.52 |

Gas Research Institute (GRI) Voluntary Contributions:  
 Please specify the amount(s) and the specific project(s) or project area(s), if any, to which such amounts are applicable. For specific information about GRI funding and projects please contact GRI at (773) 399-8100.

| Amount | Project(s) | Project Area(s) |
|--------|------------|-----------------|
|        |            |                 |

\*\*\* END OF INVOICE 30647 \*\*\*

Entered in EMS: *M* 7-12  
 Initials Date  
 Approved in EMS: *M* 7-13  
 Initials Date  
 Invoice Reviewed: *M* 7-13  
 Signature Date  
 Approved By: *John R. Phillips*  
 Signature Date  
 7-13-99

*1 + E report 695, 809*

*B3*

**I N V O I C E**  
**FLORIDA GAS TRANSMISSION COMPANY**  
 An ENRON/SONAT Affiliate

|                  |            |
|------------------|------------|
| DATE             | 07/10/99   |
| DE               | 07/20/99   |
| INVOICE NO.      | 30709      |
| TOTAL AMOUNT DUE | \$2,461.03 |

CUSTOMER: ~~NUI CORPORATION~~ *CGE*  
 ATTN: NORENE NAVARRO  
 PO BOX 760  
 Bedminster, NJ 07921

Please reference this invoice no. on your remittance and wire to:  
 Wire Transfer  
 Florida Gas Transmission Company  
 National  
 Accounting  
 ABA **REDACTED**

CONTRACT: 5364 SHIPPER: NUI CORPORATION CUSTOMER NO: 11420 PLEASE CONTACT MARY LOU PHILLIPS  
 TYPE: FIRM TRANSPORTATION DUNS NO: 056711344 AT (713)853-5657 WITH ANY QUESTIONS REGARDING THIS INVOICE  
 OR CODE LIST

| QTY NO.      | RECEIPTS |         | DELIVERIES |         | PROD MONTH | TC | RC  | RATES  |            |        | VOLUMES DTH DRY | AMOUNT   |
|--------------|----------|---------|------------|---------|------------|----|-----|--------|------------|--------|-----------------|----------|
|              | DRN No.  | DRN No. | POI NO.    | DRN No. |            |    |     | BASE   | SURCHARGES | DISC   |                 |          |
| Usage Charge |          |         | 16113      | 2984    | 06/99      | A  | COM | 0.0141 | 0.0047     | 0.0188 | 6,750           | \$126.90 |
| Usage Charge |          |         | 16114      | 2987    | 06/99      | A  | COM | 0.0141 | 0.0047     | 0.0188 | 12,624          | \$237.33 |
| Usage Charge |          |         | 16116      | 2989    | 06/99      | A  | COM | 0.0141 | 0.0047     | 0.0188 | 12,282          | \$230.90 |
| Usage Charge |          |         | 16117      | 2999    | 06/99      | A  | COM | 0.0141 | 0.0047     | 0.0188 | 12,511          | \$235.21 |
| Usage Charge |          |         | 16118      | 3002    | 06/99      | A  | COM | 0.0141 | 0.0047     | 0.0188 | 13,825          | \$259.91 |
| Usage Charge |          |         | 16119      | 3005    | 06/99      | A  | COM | 0.0141 | 0.0047     | 0.0188 | 7,500           | \$141.00 |
| Usage Charge |          |         | 16122      | 3006    | 06/99      | A  | COM | 0.0141 | 0.0047     | 0.0188 | 4,531           | \$85.18  |
| Usage Charge |          |         | 16123      | 3008    | 06/99      | A  | COM | 0.0141 | 0.0047     | 0.0188 | 3,614           | \$67.94  |
| Usage Charge |          |         | 16124      | 3010    | 06/99      | A  | COM | 0.0141 | 0.0047     | 0.0188 | 4,319           | \$81.20  |
| Usage Charge |          |         | 16151      | 3018    | 06/99      | A  | COM | 0.0141 | 0.0047     | 0.0188 | 3,750           | \$70.50  |
| Usage Charge |          |         | 16159      | 3281    | 06/99      | A  | COM | 0.0141 | 0.0047     | 0.0188 | 6,000           | \$112.80 |
| Usage Charge |          |         | 16177      | 2973    | 06/99      | A  | COM | 0.0141 | 0.0047     | 0.0188 | 1,403           | \$26.38  |
| Usage Charge |          |         | 16178      | 2970    | 06/99      | A  | COM | 0.0141 | 0.0047     | 0.0188 | 19,134          | \$359.72 |
| Usage Charge |          |         | 16179      | 2968    | 06/99      | A  | COM | 0.0141 | 0.0047     | 0.0188 | 3,550           | \$66.74  |
| Usage Charge |          |         | 16180      | 2971    | 06/99      | A  | COM | 0.0141 | 0.0047     | 0.0188 | 1,203           | \$22.62  |
| Usage Charge |          |         | 16203      | 3069    | 06/99      | A  | COM | 0.0141 | 0.0047     | 0.0188 | 7,830           | \$147.20 |
| Usage Charge |          |         | 58921      | 109191  | 06/99      | A  | COM | 0.0141 | 0.0047     | 0.0188 | 1,385           | \$26.04  |
| Usage Charge |          |         | 59963      | 112699  | 06/99      | A  | COM | 0.0141 | 0.0047     | 0.0188 | 6,300           | \$118.44 |
| Usage Charge |          |         | 60006      | 123376  | 06/99      | A  | COM | 0.0141 | 0.0047     | 0.0188 | 938             | \$17.63  |
| Usage Charge |          |         | 62897      | 204545  | 06/99      | A  | COM | 0.0141 | 0.0047     | 0.0188 | 919             | \$17.28  |
| Usage Charge |          |         | 62898      | 204917  | 06/99      | A  | COM | 0.0141 | 0.0047     | 0.0188 | 538             | \$10.11  |

Entered in EMS:

*[Signature]* 7-12  
 Initials Date

TOTAL FOR CONTRACT 5364 FOR MONTH OF 06/99.

130,906 \$2,461.03

Approved in EMS:

*[Signature]* 7-13  
 Initials Date

*True report 130,906*


Invoice Reviewed:

*[Signature]* 7-13  
 Signature Date

Approved By:

*[Signature]* 7-13

**B4**



JUL - 7 1999

**I N V O I C E**  
**FLORIDA GAS TRANSMISSION COMPANY**  
 An ENRON/SONAT Affiliate

Page 1

|               |              |
|---------------|--------------|
| E             | 06/30/99     |
|               | 07/20/99     |
| OFFICE NO.    | 30434        |
| AL AMOUNT DUE | \$121,765.68 |

CUSTOMER: ~~NUI CORPORATION~~ **CGR**  
 ATTN: MORENE NAVARRO  
 PO BOX 760  
 Bedminster, NJ 07921

Please reference this invoice no. on your remittance and wire to:  
 Wire Transfer  
 Florida Gas Transmission Company  
 Nations Bank: Dallas, TX  
 Account # **REDACTED**  
 ABA # **REDACTED**


TRACT: **MS-2** 5364 SHIPPER: NUI CORPORATION CUSTOMER NO: 11420 PLEASE CONTACT MARY LOU PHILLIPS  
 TYPE: FIRM TRANSPORTATION DUNS NO: 056711344 AT (713)853-6657 WITH ANY QUESTIONS REGARDING THIS INVOICE OR CODE LIST

| RECEIPTS NO.   | DRN NO. | DELIVERIES |         | PROD MONTH | TC | RC  | RATES  |            |         |        | VOLUMES DTH DRY | AMOUNT       |
|--|---------|------------|---------|------------|----|-----|--------|------------|---------|--------|-----------------|--------------|
|  |         | POI NO.    | DRN No. |            |    |     | BASE   | SURCHARGES | DISC    | NET    |                 |              |
| RESERVATION CHARGE   |         |            |         | 06/99      | A  | RES | 0.7719 | 0.0076     |         | 0.7795 | 165,000 ✓       | \$128,617.50 |
| EMPORARY RELINQUISHMENT CREDIT - Acq ctrc 5478, at poi 16117 |         |            |         | 06/99      | A  | TRL | 0.7719 | 0.0076     | Ab/day  | 0.7795 | (1,380) ✓       | (\$1,075.71) |
| EMPORARY RELINQUISHMENT CREDIT - Acq ctrc 5832, at poi 16117 |         |            |         | 06/99      | A  | TRL | 0.7719 | 0.0076     | 16/day  | 0.7795 | (480) ✓         | (\$374.16)   |
| EMPORARY RELINQUISHMENT CREDIT - Acq ctrc 5479, at poi 16117 |         |            |         | 06/99      | A  | TRL | 0.7719 | 0.0076     | 155/day | 0.7795 | (4,650) ✓       | (\$3,624.68) |
| EMPORARY RELINQUISHMENT CREDIT - Acq ctrc 5626, at poi 16117 |         |            |         | 06/99      | A  | TRL | 0.7719 | 0.0076     | 18/day  | 0.7795 | (540) ✓         | (\$420.93)   |
| EMPORARY RELINQUISHMENT CREDIT - Acq ctrc 5429, at poi 16117 |         |            |         | 06/99      | A  | TRL | 0.7719 | 0.0076     | 31/day  | 0.7795 | (1,170) ✓       | (\$912.02)   |
| EMPORARY RELINQUISHMENT CREDIT - Acq ctrc 5904, at poi 16117 |         |            |         | 06/99      | A  | TRL | 0.7719 | 0.0076     | 19/day  | 0.7795 | (570) ✓         | (\$444.32)   |
| TOTAL FOR CONTRACT 5364 FOR MONTH OF 06/99.                  |         |            |         |            |    |     |        |            |         |        | 156,210         | \$121,765.68 |

*5500/day*  
*Tex Ohio*  
*EPK ENGY*  
*NOIE*  
*State of Florida*  
*Premise*  
*APPRA*


\*\*\* END OF INVOICE 30424 \*\*\*

Entered in EMS: JA 7-6  
 Initials Date  
 Approved in EMS: JA 7-6  
 Initials Date  
 Invoice Reviewed: JA 7-6  
 Signature Date  
 Approved By: John R. Stoddy 7-7-99  
 Signature Date



B5

JUL - 7 1999



I N V O I C E

FLORIDA GAS TRANSMISSION COMPANY  
An ENRON/SONAT Affiliate

Page 1

DATE 06/30/99  
DATE 07/15/99  
INVOICE NO. 30382  
TOTAL AMOUNT DUE \$325,077.60

CUSTOMER: NUI CORPORATION  
ATTN: NORENE NAVARRO  
PO BOX 760  
Bedminster, NJ 07921

Please reference this invoice no. on your remittance and wire to:  
Wire Transfer  
Florida Gas Transmission Company  
Nations Bank, Dallas TX  
Account #  
ABA # **REDACTED**


CONTRACT: 15-1 5034 SHIPPER: NUI CORPORATION CUSTOMER NO: 11420 PLEASE CONTACT MARY LOU PHILLIPS AT (713)853-5657 WITH ANY QUESTIONS REGARDING THIS INVOICE  
TYPE: FIRM TRANSPORTATION DUNS NO: 056711344 OR CODE LIST

| RECEIPTS<br>RI NO.  | DRM NO.          | DELIVERIES<br>POI NO. | DRM NO. | PROD<br>MONTH | TC | RC  | RATES  |            |         |        | VOLUMES<br>DTH DRY | AMOUNT       |
|---|------------------|-----------------------|---------|---------------|----|-----|--------|------------|---------|--------|--------------------|--------------|
|   |                  |                       |         |               |    |     | BASE   | SURCHARGES | DISC    | NET    |                    |              |
| RESERVATION CHARGE  | 29,000 Day       |                       |         | 06/99         | A  | RES | 0.3687 | 0.0076     |         | 0.3763 | 872,400            | \$328,284.12 |
| NO NOTICE RESERVATION CHARGE                                  | 3750 Day         |                       |         | 06/99         | A  | NNR | 0.0590 |            |         | 0.0590 | 112,500            | \$6,637.50   |
| TEMPORARY RELINQUISHMENT CREDIT - Acq ctrc 5732, at poi 16117 | State of Florida |                       |         | 06/99         | A  | TRL | 0.3687 | 0.0076     | 250 Day | 0.3763 | (7,500)            | (\$2,822.25) |
| TEMPORARY RELINQUISHMENT CREDIT - Acq ctrc 5337, at poi 16117 | Tex Ohio         |                       |         | 06/99         | A  | TRL | 0.3687 | 0.0076     | 97 Day  | 0.3763 | (2,910)            | (\$1,095.03) |
| TEMPORARY RELINQUISHMENT CREDIT - Acq ctrc 5872, at poi 16117 | APL ENGY         |                       |         | 06/99         | A  | TRL | 0.3687 | 0.0076     | 33 Day  | 0.3763 | (990)              | (\$372.54)   |
| TEMPORARY RELINQUISHMENT CREDIT - Acq ctrc 5385, at poi 16117 | Tex ENGY         |                       |         | 06/99         | A  | TRL | 0.3687 | 0.0076     | 5 Day   | 0.3763 | (150)              | (\$56.45)    |
| TEMPORARY RELINQUISHMENT CREDIT - Acq ctrc 5381, at poi 16117 | NIE              |                       |         | 06/99         | A  | TRL | 0.3687 | 0.0076     | 323 Day | 0.3763 | (9,690)            | (\$3,646.35) |
| TEMPORARY RELINQUISHMENT CREDIT - Acq ctrc 5698, at poi 16117 | Infinite Energy  |                       |         | 06/99         | A  | TRL | 0.3687 | 0.0076     | 4 Day   | 0.3763 | (120)              | (\$45.16)    |
| TEMPORARY RELINQUISHMENT CREDIT - Acq ctrc 5732, at poi 16117 | State of Florida |                       |         | 06/99         | A  | TRL | 0.3687 | 0.0076     | 37 Day  | 0.3763 | (1,110)            | (\$417.69)   |
| TEMPORARY RELINQUISHMENT CREDIT - Acq ctrc 5403, at poi 16117 | Premier          |                       |         | 06/99         | A  | TRL | 0.3687 | 0.0076     | 82 Day  | 0.3763 | (2,460)            | (\$925.70)   |
| TEMPORARY RELINQUISHMENT CREDIT - Acq ctrc 5903, at poi 16117 | Ampla            |                       |         | 06/99         | A  | TRL | 0.3687 | 0.0076     | 91 Day  | 0.3763 | (1,230)            | (\$462.85)   |
| TOTAL FOR CONTRACT 5034 FOR MONTH OF 06/99.                   |                  |                       |         |               |    |     |        |            |         |        | 958,740            | \$325,077.60 |

\*\*\* END OF INVOICE 30382 \*\*\*

Entered in EMS: JA 7-6  
 Initials Date  
 Approved in EMS: JA 7-6  
 Initials Date  
 Invoice Reviewed: JA 7-6  
 Signature Date  
 Approved By: John A. Phillips 7-7-99  
 Signature Date

B6



JUL - 7 1999

INVOICE  
FLORIDA GAS TRANSMISSION COMPANY  
An ENRON/SONAT Affiliate

Page 1

E 06/30/99  
07/29/99  
VOICE NO. 30362  
TOTAL AMOUNT DUE \$198,772.50

CUSTOMER: NUI CORPORATION CGF  
ATTN: NORENE NAVARRO  
PO BOX 760  
Bedminster, NJ 07921

Please reference this invoice no. on your remittance and wire to:  
Wire Transfer  
Florida Gas Transmission Company  
Nations Bank  
Account #  
ABA #

**REDACTED**

CONTRACT: *FIS-2* 3608

SHIPPER: NUI CORPORATION  
TYPE: FIRM TRANSPORTATION

CUSTOMER NO: 11420  
DUNS NO: 056711344

PLEASE CONTACT MARY LOU PHILLIPS  
AT (713)853-5657 WITH ANY QUESTIONS REGARDING THIS INVOICE  
OR CODE LIST

| RECEIPTS<br>NO. DRN No.                     | DELIVERIES<br>POI NO. DRN No. | PROD<br>MONTH | TC | RC  | RATES  |            |      | NET    | VOLUMES<br>DTH DRY | AMOUNT       |
|---|-------------------------------|---------------|----|-----|--------|------------|------|--------|--------------------|--------------|
|   |                               |               |    |     | BASE   | SURCHARGES | DISC |        |                    |              |
| RESERVATION CHARGE                          | <i>8500/day</i>               | 06/99         | A  | RES | 0.7719 | 0.0076     |      | 0.7795 | 255,000 ✓          | \$198,772.50 |
| TOTAL FOR CONTRACT 3608 FOR MONTH OF 06/99. |                               |               |    |     |        |            |      |        | 255,000            | \$198,772.50 |

\*\*\* END OF INVOICE 30362 \*\*\*

Entered in EMS: *ML 7-6*  
Initials Date

Approved in EMS: *ML 7-6*  
Initials Date

Invoice Reviewed: *ML 7-6*  
Signature Date

Approved By: *J. A. Phillips* 7/7/99  
Signature Date

B7

JUL 20 1999

I N V O I C E  
FLORIDA GAS TRANSMISSION COMPANY  
An ENRON/SONAT Affiliate

Page 1

|                         |
|-------------------------|
| 07/10/99                |
| 07/20/99                |
| ICE NO. 30595           |
| AMOUNT DUE \$122,424.60 |

CUSTOMER: **NUI CORPORATION** *CGF*  
ATTN: Tracy Robinson/Noreen Navarro  
PO BOX 760  
Bedminster, NJ 07921

Please reference this invoice no. on your remittance and wire to:  
Wire Transfer  
Florida Gas Transmission Company  
Nations Bank: Dallas, TX  
Account #  
ABA # **REDACTED**

SHIPPER: CUSTOMER NO: 11420 PLEASE CONTACT MARY LOU PHILLIPS  
TYPE: CASH IN/CASH OUT DUNS NO: 056711344 AT (713)853-5657 WITH ANY QUESTIONS REGARDING THIS INVOICE OR CODE LIST

| NO. | RECEIPTS<br>DRN No.              | DELIVERIES |         | PROD<br>MONTH                | TC | RC  | RATES  |            |      | VOLUMES<br>DTH DRY | AMOUNT  |
|-----|----------------------------------|------------|---------|------------------------------|----|-----|--------|------------|------|--------------------|---|
|     |                                  | POI NO.    | DRN No. |                              |    |     | BASE   | SURCHARGES | DISC |                    |   |
|     | )- Net Market Delivery Imbalance |            |         | 05/99                        |    | NDM | 2.8662 | 0.0123     |      | 2.8785             | 9206 <i>OK - HA</i> \$26,199.97<br>20,800 \$74,841.00 |
|     | )- Net Receipt Imbalance         |            |         | 05/99                        |    | NRI | 2.2800 |            |      | 2.2800             | 20,870 \$47,583.60 <i>OK - HA</i>                     |
|     |                                  |            |         | TOTAL FOR MONTH OF 05/99.    |    |     |        |            |      |                    | 46,070 \$122,424.60                                   |
|     |                                  |            |         | *** END OF INVOICE 30595 *** |    |     |        |            |      |                    | 30,074 74,083 <i>07</i>                               |



Entered in EMS: *M* 7-12  
 Approved in EMS: *M* 7-19  
 Invoice Reviewed: *JR* 7-19  
 Approved By: *J.R. Phillips* 7/19/99

BB



I N V O I C E  
 FLORIDA GAS TRANSMISSION COMPANY  
 An ENRDM/SDNAT Affiliate

|            |             |
|------------|-------------|
| 06/10/99   |             |
| 06/20/99   |             |
| NO.        | 29943       |
| AMOUNT DUE | \$11,082.83 |

CUSTOMER: ~~NGL CORPORATION~~ *CGF*  
 ATTN: Tracy Robinson / Mureen Navarro  
 PO BOX 760  
 Bedminster, NJ 07921

Please reference this invoice no. on your remittance and wire to:  
 Wire Transfer  
 Florida Gas Transmission Company  
 Nations Bank Dallas, TX  
 Account ABA **REDACTED**

SHIPPER: TYPE: CASH IN/CASH OUT  
 CUSTOMER NO: 11420 DUNS NO: 056711344  
 PLEASE CONTACT MARY LOU PHILLIPS AT (713)853-5657 WITH ANY QUESTIONS REGARDING THIS INVOICE OR CODE LIST

| RECEIPTS<br>DRN No.           | DELIVERIES |         | PROD<br>MONTH | TC | RC  | RATES  |            |      | VOLUMES<br>DTH DRY | AMOUNT |                                      |
|-------------------------------|------------|---------|---------------|----|-----|--------|------------|------|--------------------|--------|--------------------------------------|
|                               | POI NO.    | DRN No. |               |    |     | BASE   | SURCHARGES | DISC |                    |        | NET                                  |
| Net Market Delivery Imbalance |            |         | 04/99         |    | NDM | 2.6844 | 0.0123     |      | 2.6967             | 318    | \$857.55 <i>OK LAC</i>               |
| Net Receipt Imbalance         |            |         | 04/99         |    | NRI | 2.0800 |            |      | 2.0800             | 4,916  | \$10,225.28 <i>OK TO PAY 6-23-99</i> |
| TOTAL FOR MONTH OF 04/99.     |            |         |               |    |     |        |            |      |                    |        |                                      |
| *** END OF INVOICE 29943 ***  |            |         |               |    |     |        |            |      |                    |        |                                      |



Entered in EMS: *[Signature]* 6-11  
 Approved in EMS: *[Signature]* 6-22  
 Invoice Reviewed: *[Signature]* 6-22  
 Approved By: *[Signature]* 6-22-99

*OK TO PAY 6-23-99*  
*MVC 318 \$857.55*  
*7/1/99*

JUL - 7 1999

I N V O I C E

FLORIDA GAS TRANSMISSION COMPANY  
An ENRON/SONAT Affiliate


Page 1

06/30/99

07/27/99

30339

AMOUNT DUE \$8,630.02



STOMER: ~~NUI CORPORATION~~ *CGF*  
ATTN: MORENE NAVARRO  
PO BOX 760  
Bedminster, NJ 07921

Please reference this invoice no. on your remittance and wire to:  
Wire Transfer  
Florida Gas Transmission Company  
Nations Bank: Dallas, TX  
Account #  
ABA #

**REDACTED**

CT: SHIPPER: TYPE: MISCELLANEDUS

CUSTOMER NO: 11420  
DUNS NO: 056711344

PLEASE CONTACT MARY LOU PHILLIPS  
AT (713)853-5657 WITH ANY QUESTIONS REGARDING THIS INVOICE  
OR CODE LIST

| RECEIPTS<br>DRN No. | DELIVERIES |         | PROD<br>MONTH | TC | RC | RATES |            |      | VOLUMES<br>DTH DRY | AMOUNT |
|---------------------|------------|---------|---------------|----|----|-------|------------|------|--------------------|--------|
|                     | POI NO.    | DRN No. |               |    |    | BASE  | SURCHARGES | DISC |                    |        |

ce for amount refunded by FGT in error in Docket No. RP97-214 with chek dated April 15, 1997 (transmitted by cover letter dated April 18, 1997)  
04/97 A MIS

TOTAL FOR MONTH OF 04/97.

\*\*\* END OF INVOICE 30339 \*\*\*

\$8,630.02


\$8,630.02

Entered in EMS: *JL 7-6*  
Initials Date

Approved in EMS: *JL 7-6*  
Initials Date

Invoice Reviewed: *JL 7-6*  
Signature Date

Approved By: *[Signature]* 7-7-99  
Signature Date



210

The Original of this Page contains a gas invoice that is proprietary to City Gas Company of Florida.

B12

The Original of this Page contains a gas invoice that is proprietary to City Gas Company of Florida.

The Original of this Page contains a gas invoice that is proprietary to City Gas Company of Florida.

The Original of this Page contains a gas invoice that is proprietary to City Gas Company of Florida.

The Original of this Page contains a gas invoice that is proprietary to City Gas Company of Florida.

The Original of this Page contains a gas invoice that is proprietary to City Gas Company of Florida.



The Original of this Page contains a gas invoice that is proprietary to City Gas Company of Florida.

The Original of this Page contains a gas invoice that is proprietary to City Gas Company of Florida.

The Original of this Page contains a gas invoice that is proprietary to City Gas Company of Florida.

The Original of this Page contains a gas invoice that is proprietary to City Gas Company of Florida.

The Original of this Page contains a gas invoice that is proprietary to City Gas Company of Florida.

B22

The Original of this Page contains a gas invoice that is proprietary to City Gas Company of Florida.

The Original of this Page contains a gas invoice that is proprietary to City Gas Company of Florida.

The Original of this Page contains a gas invoice that is proprietary to City Gas Company of Florida.



B25

The Original of this Page contains a gas invoice that is proprietary to City Gas Company of Florida.

B26

The Original of this Page contains a gas invoice that is proprietary to City Gas Company of Florida.

The Original of this Page contains a gas invoice that is proprietary to City Gas Company of Florida.

The Original of this Page contains a gas invoice that is proprietary to City Gas Company of Florida.

B29

The Original of this Page contains a gas invoice that is proprietary to City Gas Company of Florida.