

3.6.02
DECLASSIFIED **CONFIDENTIAL**

ATTACHMENT C

Florida Power Corporation
Docket No. 990001-EI

990001-ET

Request for Specified Confidential Treatment

423 Forms for July, 1999

CONFIDENTIAL COPY

(confidential information denoted with shading)

DOCUMENT NUMBER-DATE

11545 SEP 24 88

FPSC-RECORDS/REPORTING

FPSC FORM 423-1

MONTHLY REPORT OF COST AND QUALITY OF FUEL OIL FOR ELECTRIC PLANTS
ORIGIN, VOLUME, DELIVERED PRICE AND AS RECEIVED QUALITY

1. REPORTING MONTH: Jul-99

2. REPORTING COMPANY: FLORIDA POWER CORPORATION

3. NAME, TITLE & TELEPHONE NUMBER OF CONTACT PERSON CONCERNING DATA
SUBMITTED ON THIS FORM: MANNY PEREZ, ACCOUNTANT (727) 820-5302

4. SIGNATURE OF OFFICIAL SUBMITTING REPORT: 
JOHN SCARDINO, JR., CONTROLLER

5. DATE COMPLETED: 09/09/99

LINE NO. (a)	PLANT NAME (b)	SUPPLIER NAME (c)	SHIPPING POINT (d)	PURCHASE TYPE (e)	DELIVERY LOCATION (f)	DELIVERY DATE (g)	TYPE OIL (h)	SULFUR CONTENT (%) (i)	BTU CONTENT (Btu/gal) (j)	VOLUME (Bbls) (k)	DELIVERED PRICE (\$/Bbl) (l)
1	ANCLOTE	BP OIL COMPANY	TAMPA, FL	MTC	FOB PLANT	07/99	F02	0.44	139,497	1,589	\$22.9058
2	AVON PARK PEAKERS	BP OIL COMPANY	TAMPA, FL	MTC	FOB PLANT	07/99	F02	0.49	139,730	2,114	\$24.0876
3	BARTOW	KOCH REFINING CO.	HOUSTON, TX	S	FOB PLANT	07/99	F06	2.34	151,540	114,271	\$14.0790
4	BARTOW	RIO ENERGY INTERNATIONAL INC	HOUSTON, TX	MTC	FOB TERMINAL	07/99	F06	2.34	157,484	97,588	\$16.3940
5	BARTOW	KOCH REFINING CO.	HOUSTON, TX	S	FOB PLANT	07/99	F06	2.34	151,540	44,767	\$14.0790
6	BARTOW NORTH FUEL TERMINAL	RIO ENERGY INTERNATIONAL INC	HOUSTON, TX	MTC	FOB TERMINAL	07/99	F06	2.36	154,006	118,436	\$15.0157
7	BARTOW PEAKERS	NO DELIVERIES									
8	BARTOW FUEL TERMINAL-UNIT 1	NO DELIVERIES									
9	BARTOW SOUTH FUEL TERMINAL	CLIFF BERRY INC.	MIAMI, FL	S	FOB TERMINAL	07/99	F06	0.84	139,774	1,240	\$11.6895
10	BARTOW SOUTH FUEL TERMINAL	FOUR WAY OIL COMPANY	CAIRO, GA	S	FOB TERMINAL	07/99	F06	0.46	141,514	3,534	\$11.7583
11	BARTOW SOUTH FUEL TERMINAL	HOWCO ENVIRONMENTAL SERVICES	ST. PETERSBURG, FL	S	FOB TERMINAL	07/99	F06	0.48	138,534	2,913	\$11.7065
12	BARTOW SOUTH FUEL TERMINAL	HOBO OIL SERVICES INC.	BROOKSVILLE, FL	S	FOB TERMINAL	07/99	F06	0.43	135,714	279	\$12.6064
13	BARTOW SOUTH FUEL TERMINAL	MAGNUM ENVIRONMENTAL SERVICES	TAMPA, FL	S	FOB TERMINAL	07/99	F06	0.26	140,050	6,633	\$12.1348
14	BARTOW SOUTH FUEL TERMINAL	OILS UNLIMITED INC.	SANFORD, FL	S	FOB TERMINAL	07/99	F06	0.47	146,500	3,979	\$12.0225
15	BARTOW SOUTH FUEL TERMINAL	PETROTECH SOUTHEAST INC.	OCOE, FL	S	FOB TERMINAL	07/99	F06	0.43	138,284	3,410	\$12.0469
16	BARTOW SOUTH FUEL TERMINAL	PETROLEUM MANAGEMENT INC.	DAVIE, FL	S	FOB TERMINAL	07/99	F06	0.76	123,823	1,109	\$11.3491
17	BARTOW SOUTH FUEL TERMINAL	RIO ENERGY INTERNATIONAL INC	HOUSTON, TX	MTC	FOB TERMINAL	07/99	F06	1.37	155,600	481,999	\$15.4994
18	BAYBORO PEAKERS	CENTRAL OIL COMPANY	TAMPA, FL	MTC	FOB PLANT	07/99	F02	0.42	138,130	32,089	\$24.1871

MONTHLY REPORT OF COST AND QUALITY OF FUEL OIL FOR ELECTRIC PLANTS
ORIGIN, VOLUME, DELIVERED PRICE AND AS RECEIVED QUALITY

1. REPORTING MONTH: Jul-99

3. NAME, TITLE & TELEPHONE NUMBER OF CONTACT PERSON CONCERNING DATA
SUBMITTED ON THIS FORM: MANNY PEREZ, ACCOUNTANT (727) 820-5302

2. REPORTING COMPANY: FLORIDA POWER CORPORATION

4. SIGNATURE OF OFFICIAL SUBMITTING REPORT: JOHN SCARDINO, JR., CONTROLLER

5. DATE COMPLETED: 09/10/99

LINE NO. (a)	PLANT NAME (b)	SUPPLIER NAME (c)	DELIVERY LOCATION (d)	DELIVERY DATE (e)	TYPE OIL (f)	VOLUME (Bbls) (g)	INVOICE PRICE (\$/Bbl) (h)	INVOICE AMOUNT (\$) (i)	DISCOUNT (\$) (j)	NET AMOUNT (\$) (k)	NET PRICE (\$/Bbl) (l)	QUALITY ADJUST (\$/Bbl) (m)	EFFECTIVE PURCHASE PRICE (\$/Bbl) (n)	TRANSPORT TO TERMINAL (\$/Bbl) (o)	ADDITIONAL TRANSPORT CHARGES (\$/Bbl) (p)	OTHER CHARGES (\$/Bbl) (q)	DELIVERED PRICE (\$/Bbl) (r)
1	ANCLOTE	BP OIL COMPANY	FOB PLANT	07/99	F02	1,589	\$21 5210	\$34,196.88	\$341 9800	\$33,854.90	\$21 3058	\$0 0000	\$21 3058		\$0 7305	\$0 8695	\$22 9058
2	AVON PARK PEAKERS	BP OIL COMPANY	FOB PLANT	07/99	F02	2,114	\$22 0773	\$46,671.48	\$116 9200	\$46,554.56	\$22 0220	\$0 0000	\$22 0220		\$1 1962	\$0 8694	\$24 0876
3	BARTOW	KOCH REFINING CO.	FOB PLANT	07/99	F06	114,271	\$14 0090	\$1,600,822.44	\$0 0000	\$1,600,822.44	\$14 0090	\$0 0000	\$14 0090		\$0 0000	\$0 0700	\$14 0790
4	BARTOW	RIO ENERGY INTERNATIONAL INC	FOB TERMINAL	07/99	F06	97,588	\$16 3240	\$1,593,029.91	\$0 0000	\$1,593,029.91	\$16 3240	\$0 0000	\$16 3240		\$0 0000	\$0 0700	\$16 3940
5	BARTOW	KOCH REFINING CO	FOB PLANT	07/99	F06	44,767	\$14 0090	\$627,139.64	\$0 0000	\$627,139.64	\$14 0090	\$0 0000	\$14 0090		\$0 0000	\$0 0700	\$14 0790
6	BARTOW NORTH FUEL TERMINAL	RIO ENERGY INTERNATIONAL INC	FOB TERMINAL	07/99	F06	118,436	\$14 9457	\$1,770,109.32	\$0 0000	\$1,770,109.32	\$14 9457	\$0 0000	\$14 9457		\$0 0000	\$0 0700	\$15 0157
7	BARTOW PEAKERS	NO DELIVERIES															
8	BARTOW FUEL TERMINAL-UNIT 1	NO DELIVERIES															
9	BARTOW SOUTH FUEL TERMINAL	CLIFF BERRY INC.	FOB TERMINAL	07/99	F06	1,240	\$11 6182	\$14,406.60	\$0 0000	\$14,406.60	\$11 6182	\$0 0000	\$11 6182		\$0 0000	\$0 0713	\$11 6895
10	BARTOW SOUTH FUEL TERMINAL	FOUR WAY OIL COMPANY	FOB TERMINAL	07/99	F06	3,534	\$11 6869	\$41,301.38	\$0 0000	\$41,301.38	\$11 6869	\$0 0000	\$11 6869		\$0 0000	\$0 0714	\$11 7583
11	BARTOW SOUTH FUEL TERMINAL	HOWCO ENVIRONMENTAL SERVICES	FOB TERMINAL	07/99	F06	2,913	\$11 6351	\$33,893.13	\$0 0000	\$33,893.13	\$11 6351	\$0 0000	\$11 6351		\$0 0000	\$0 0714	\$11 7065
12	BARTOW SOUTH FUEL TERMINAL	HOBO OIL SERVICES INC.	FOB TERMINAL	07/99	F06	279	\$12 5350	\$3,497.27	\$0 0000	\$3,497.27	\$12 5350	\$0 0000	\$12 5350		\$0 0000	\$0 0714	\$12 6064
13	BARTOW SOUTH FUEL TERMINAL	MAGNUM ENVIRONMENTAL SERVICES	FOB TERMINAL	07/99	F06	6,633	\$12 0635	\$80,017.45	\$0 0000	\$80,017.45	\$12 0635	\$0 0000	\$12 0635		\$0 0000	\$0 0713	\$12 1348
14	BARTOW SOUTH FUEL TERMINAL	OILS UNLIMITED INC.	FOB TERMINAL	07/99	F06	3,979	\$11 9511	\$47,553.38	\$0 0000	\$47,553.38	\$11 9511	\$0 0000	\$11 9511		\$0 0000	\$0 0714	\$12 0226
15	BARTOW SOUTH FUEL TERMINAL	PETROTECH SOUTHEAST INC.	FOB TERMINAL	07/99	F06	3,410	\$11 9756	\$40,836.90	\$0 0000	\$40,836.90	\$11 9756	\$0 0000	\$11 9756		\$0 0000	\$0 0713	\$12 0469
16	BARTOW SOUTH FUEL TERMINAL	PETROLEUM MANAGEMENT INC.	FOB TERMINAL	07/99	F06	1,109	\$11 2776	\$12,506.81	\$0 0000	\$12,506.81	\$11 2776	\$0 0000	\$11 2776		\$0 0000	\$0 0715	\$11 3491
17	BARTOW SOUTH FUEL TERMINAL	RIO ENERGY INTERNATIONAL INC	FOB TERMINAL	07/99	F06	481,999	\$15 4294	\$7,436,970.35	\$0 0000	\$7,436,970.35	\$15 4294	\$0 0000	\$15 4294		\$0 0000	\$0 0700	\$15 4994
18	BAYBORO PEAKERS	CENTRAL OIL COMPANY	FOB PLANT	07/99	F02	32,089	\$23 5572	\$755,925.95	\$7,698 7100	\$748,227.24	\$23 3173	\$0 0000	\$23 3173		\$0 0000	\$0 8698	\$24 1871


**MONTHLY REPORT OF COST AND QUALITY OF COAL FOR ELECTRIC PLANTS
ORIGIN, TONNAGE, DELIVERED PRICE AND AS RECEIVED QUALITY**

- 1. Report for: Mo. July 1999
- 2. Reporting Company: Florida Power Corporation
- 3. Plant Name: Crystal River 1 & 2

**SPECIFIED
CONFIDENTIAL**

- 4. Name, Title and Telephone Number of Contact
Person Concerning Data Submitted on this Form
Delmar J. Clark Jr., Senior Financial Analyst - Regulatory
(727) 824-6616

- 5. Signature of Official Submitting Report


Delmar J. Clark Jr., Senior Financial Analyst - Regulatory

- 6. Date Completed: September 15, 1999

Line No.	Supplier Name	Mine Location	Purchase Type	Transportation Mode	Tons	Effective Purchase Price (\$/Ton)	Total Transportation Cost (\$/Ton)	F.O.B. Plant Price (\$/Ton)	As Received Coal Quality			
									Percent Sulfur (%)	Btu Content (Btu/lb)	Percent Ash (%)	Percent Moisture (%)
(a)	(b)	(c)	(d)	(e)	(f)	(g)	(h)	(i)	(j)	(k)	(l)	(m)
1	Consol, Inc.	08 , Ky , 133	MTC	UR	9,653	\$24.00	\$17.34	\$41.34	1.18	13,012	7.67	5.57
2	Consol, Inc.	08 , Ky , 119	MTC	UR	48,702	\$24.00	\$17.34	\$41.34	0.96	12,602	8.84	6.22
3	Cumberland River Energies, Inc.	08 , Ky , 95	S	UR	9,641	\$22.50	\$17.24	\$39.74	0.90	12,638	7.71	7.53
4	A. T. Massey Coal Company	08 , Ky , 195	MTC	UR	57,717	\$24.00	\$17.34	\$41.34	1.04	12,925	7.23	6.55
5	Quaker Coal Company, Inc.	08 , Ky , 195	MTC	UR	29,430	\$22.57	\$17.34	\$39.91	1.03	12,729	10.51	5.01

MONTHLY REPORT OF COST AND QUALITY OF COAL FOR ELECTRIC PLANTS
ORIGIN, TONNAGE, DELIVERED PRICE AND AS RECEIVED QUALITY

- 1. Report for: Mo. July 1999
- 2. Reporting Company: Florida Power Corporation
- 3. Plant Name: Crystal River 1 & 2

**SPECIFIED
CONFIDENTIAL**

- 4. Name, Title and Telephone Number of Contact Person Concerning Data Submitted on this Form
Delmar J. Clark Jr., Senior Financial Analyst - Regulatory
(727) 824-6616

- 5. Signature of Official Submitting Report


Delmar J. Clark Jr., Senior Financial Analyst - Regulatory

- 6. Date Completed: September 15, 1999

Line No.	Supplier Name	Mine Location	Purchase Type	Tons	F.O.B. Mine Price (\$/Ton)	Short Haul & Loading Charges (\$/Ton)	Original Invoice Price (\$/Ton)	Retro-active Price Increases (\$/Ton)	Base Price (\$/Ton)	Quality Adjustments (\$/Ton)	Effective Purchase Price (\$/Ton)
(a)	(b)	(c)	(d)	(e)	(f)	(g)	(h)	(i)	(j)	(k)	(l)
1	Consol, Inc.	08 , Ky , 133	MTC	9,653	\$24.00	\$0.00	\$24.00	\$0.00	\$24.00	\$0.00	\$24.00
2	Consol, Inc.	08 , Ky , 119	MTC	48,702	\$24.00	\$0.00	\$24.00	\$0.00	\$24.00	\$0.00	\$24.00
3	Cumberland River Energies, Inc.	08 , Ky , 95	S	9,641	\$22.50	\$0.00	\$22.50	\$0.00	\$22.50	\$0.00	\$22.50
4	A. T. Massey Coal Company	08 , Ky , 195	MTC	57,717	\$24.00	\$0.00	\$24.00	\$0.00	\$24.00	\$0.00	\$24.00
5	Quaker Coal Company, Inc.	08 , Ky , 195	MTC	29,430	\$22.57	\$0.00	\$22.57	\$0.00	\$22.57	\$0.00	\$22.57


MONTHLY REPORT OF COST AND QUALITY OF COAL FOR ELECTRIC PLANTS
ORIGIN, TONNAGE, DELIVERED PRICE AND AS RECEIVED QUALITY

- 1. Report for: Mo. July 1999
- 2. Reporting Company: Florida Power Corporation
- 3. Plant Name: Crystal River 1 & 2

**SPECIFIED
CONFIDENTIAL**

- 4. Name, Title and Telephone Number of Contact
Person Concerning Data Submitted on this Form
Delmar J. Clark Jr., Senior Financial Analyst - Regulatory
(727) 824-6616

- 5. Signature of Official Submitting Report


Delmar J. Clark Jr., Senior Financial Analyst - Regulatory

- 6. Date Completed: September 15, 1999

Line No.	Supplier Name	Mine Location	Shipping Point	Transportation Mode	Tons	Effective Purchase Price (\$/Ton)	Additional Shorthaul & Loading Charges (\$/Ton)	Rail Rate (\$/Ton)	Other Rail Charges (\$/Ton)	River Barge Rate (\$/Ton)	Trans-loading Rate (\$/Ton)	Ocean Barge Rate (\$/Ton)	Other Water Charges (\$/Ton)	Other Related Charges (\$/Ton)	Transportation Charges (\$/Ton)	F.O.B. Plant Price (\$/Ton)
(a)	(b)	(c)	(d)	(e)	(f)	(g)	(h)	(i)	(j)	(k)	(l)	(m)	(n)	(o)	(p)	(q)
1	Consol, Inc.	08 , Ky , 133	Letcher, Ky	UR	9,653	\$24.00	N/A	\$15.25	\$2.09	N/A	N/A	N/A	\$0.00	\$0.00	\$17.34	\$41.34
2	Consol, Inc.	08 , Ky , 119	Knott, Ky	UR	48,702	\$24.00	N/A	\$15.25	\$2.09	N/A	N/A	N/A	\$0.00	\$0.00	\$17.34	\$41.34
3	Cumberland River Energies, Inc.	08 , Ky , 95	Harlan, Ky	UR	9,641	\$22.50	N/A	\$15.15	\$2.09	N/A	N/A	N/A	\$0.00	\$0.00	\$17.24	\$39.74
4	A. T. Massey Coal Company	08 , Ky , 195	Pike, Ky	UR	57,717	\$24.00	N/A	\$15.25	\$2.09	N/A	N/A	N/A	\$0.00	\$0.00	\$17.34	\$41.34
5	Quaker Coal Company, Inc.	08 , Ky , 195	Pike, Ky	UR	29,430	\$22.57	N/A	\$15.25	\$2.09	N/A	N/A	N/A	\$0.00	\$0.00	\$17.34	\$39.91


**MONTHLY REPORT OF COST AND QUALITY OF COAL FOR ELECTRIC PLANTS
ORIGIN, TONNAGE, DELIVERED PRICE AND AS RECEIVED QUALITY**

- 1. Report for: Mo. July 1999
- 2. Reporting Company: Florida Power Corporation
- 3. Plant Name: Crystal River 4 & 5

**SPECIFIED
CONFIDENTIAL**

- 4. Name, Title and Telephone Number of Contact
Person Concerning Data Submitted on this Form
Delmar J. Clark Jr., Senior Financial Analyst - Regulatory
(727) 824-6616

- 5. Signature of Official Submitting Report


Delmar J. Clark Jr., Senior Financial Analyst - Regulatory

- 6. Date Completed: September 15, 1999

Line No.	Supplier Name	Mine Location	Purchase Type	Transportation Mode	Tons	Effective Purchase Price (\$/Ton)	Total Transportation Cost (\$/Ton)	F.O.B. Plant Price (\$/Ton)	As Received Coal Quality			
									Percent Sulfur (%)	Btu Content (Btu/lb)	Percent Ash (%)	Percent Moisture (%)
(a)	(b)	(c)	(d)	(e)	(f)	(g)	(h)	(i)	(j)	(k)	(l)	(m)
1	Powell Mountain Coal Company	08 , Va , 105	LTC	UR	48,827	\$32.78	\$17.28	\$50.06	0.74	12,416	9.88	6.58
2	Powell Mountain Coal Company	08 , Ky , 119	LTC	UR	19,648	\$32.78	\$17.28	\$50.06	0.70	12,847	7.94	5.98
3	Franklin Coal Sales	08 , Ky , 195	LTC	UR	19,336	\$26.00	\$17.38	\$43.38	0.76	12,663	9.65	6.63
4	Consol, Inc.	08 , Ky , 133	MTC	UR	9,767	\$27.60	\$17.38	\$44.98	0.76	13,098	6.77	5.78
5	Mapco Coal Sales	08 , Ky , 195	S	UR	19,381	\$23.49	\$17.38	\$40.87	0.68	12,676	7.49	7.34
6	Quaker Coal Company, Inc.	08 , Ky , 195	MTC	UR	29,262	\$25.05	\$17.38	\$42.43	0.63	13,012	7.77	6.40
7	Transfer Facility	N/A	LTC	OB	179,887	\$42.77	\$7.81	\$50.58	0.69	12,662	9.55	6.02

MONTHLY REPORT OF COST AND QUALITY OF COAL FOR ELECTRIC PLANTS
ORIGIN, TONNAGE, DELIVERED PRICE AND AS RECEIVED QUALITY

- 1. Report for: Mo. July 1999
- 2. Reporting Company: Florida Power Corporation
- 3. Plant Name: Crystal River 4 & 5

- 4. Name, Title and Telephone Number of Contact Person Concerning Data Submitted on this Form
Delmar J. Clark Jr., Senior Financial Analyst - Regulatory
(727) 824-6616

**SPECIFIED
CONFIDENTIAL**

- 5. Signature of Official Submitting Report


Delmar J. Clark Jr., Senior Financial Analyst - Regulatory

- 6. Date Completed: September 15, 1999

Line No.	Supplier Name	Mine Location	Purchase Type	Tons	F.O.B. Mine Price (\$/Ton)	Short Haul & Loading Charges (\$/Ton)	Original Invoice Price (\$/Ton)	Retro-active Price Increases (\$/Ton)	Base Price (\$/Ton)	Quality Adjustments (\$/Ton)	Effective Purchase Price (\$/Ton)
(a)	(b)	(c)	(d)	(e)	(f)	(g)	(h)	(i)	(j)	(k)	(l)
1	Powell Mountain Coal Company	08 , Va , 105	LTC	48,827	\$32.78	\$0.00	\$32.78	\$0.00	\$32.78	\$0.00	\$32.78
2	Powell Mountain Coal Company	08 , Ky , 119	LTC	19,648	\$32.78	\$0.00	\$32.78	\$0.00	\$32.78	\$0.00	\$32.78
3	Franklin Coal Sales	08 , Ky , 195	LTC	19,336	\$26.00	\$0.00	\$26.00	\$0.00	\$26.00	\$0.00	\$26.00
4	Consol, Inc.	08 , Ky , 133	MTC	9,767	\$27.60	\$0.00	\$27.60	\$0.00	\$27.60	\$0.00	\$27.60
5	Mapco Coal Sales	08 , Ky , 195	S	19,381	\$23.49	\$0.00	\$23.49	\$0.00	\$23.49	\$0.00	\$23.49
6	Quaker Coal Company, Inc.	08 , Ky , 195	MTC	29,262	\$25.05	\$0.00	\$25.05	\$0.00	\$25.05	\$0.00	\$25.05
7	Transfer Facility	N/A	LTC	179,887	\$42.77	\$0.00	\$42.77	N/A	\$42.77	N/A	\$42.77

MONTHLY REPORT OF COST AND QUALITY OF COAL FOR ELECTRIC PLANTS
ORIGIN, TONNAGE, DELIVERED PRICE AND AS RECEIVED QUALITY

- 1. Report for: Mo. July 1999
- 2. Reporting Company: Florida Power Corporation
- 3. Plant Name: Crystal River 4 & 5

**SPECIFIED
CONFIDENTIAL**

- 4. Name, Title and Telephone Number of Contact
Person Concerning Data Submitted on this Form
Delmar J. Clark Jr., Senior Financial Analyst - Regulatory
(727) 824-6616

- 5. Signature of Official Submitting Report


Delmar J. Clark Jr., Senior Financial Analyst - Regulatory

- 6. Date Completed: September 15, 1999

Line No.	Supplier Name	Mine Location	Shipping Point	Transportation Mode	Tons	Effective Purchase Price (\$/Ton)	Additional Shorthaul & Loading Charges (\$/Ton)	Rail Rate (\$/Ton)	Other Rail Charges (\$/Ton)	River Barge Rate (\$/Ton)	Trans-loading Rate (\$/Ton)	Ocean Barge Rate (\$/Ton)	Other Water Charges (\$/Ton)	Other Related Charges (\$/Ton)	Transportation Charges (\$/Ton)	F.O.B. Plant Price (\$/Ton)
(a)	(b)	(c)	(d)	(e)	(f)	(g)	(h)	(i)	(j)	(k)	(l)	(m)	(n)	(o)	(p)	(q)
1	Powell Mountain Coal Company	08 , Va , 105	Lee, Va	UR	48,827	\$32.78	N/A	\$15.15	\$2.13	N/A	N/A	N/A	\$0.00	\$0.00	\$17.28	\$50.06
2	Powell Mountain Coal Company	08 , Ky , 119	Knott, Ky	UR	19,648	\$32.78	N/A	\$15.15	\$2.13	N/A	N/A	N/A	\$0.00	\$0.00	\$17.28	\$50.06
3	Franklin Coal Sales	08 , Ky , 195	Pike, Ky	UR	19,336	\$26.00	N/A	\$15.25	\$2.13	N/A	N/A	N/A	\$0.00	\$0.00	\$17.38	\$43.38
4	Consol, Inc.	08 , Ky , 133	Letcher, Ky	UR	9,767	\$27.60	N/A	\$15.25	\$2.13	N/A	N/A	N/A	\$0.00	\$0.00	\$17.38	\$44.98
5	Mapco Coal Sales	08 , Ky , 195	Pike, Ky	UR	19,381	\$23.49	N/A	\$15.25	\$2.13	N/A	N/A	N/A	\$0.00	\$0.00	\$17.38	\$40.87
6	Quaker Coal Company, Inc.	08 , Ky , 195	Pike, Ky	UR	29,262	\$25.05	N/A	\$15.25	\$2.13	N/A	N/A	N/A	\$0.00	\$0.00	\$17.38	\$42.43
7	Transfer Facility	N/A	Plaquemines Parrish, La	OB	179,887	\$42.77	N/A	N/A	N/A	N/A	N/A	N/A	\$0.00	\$0.00	\$7.81	\$50.58

**MONTHLY REPORT OF COST AND QUALITY OF COAL FOR ELECTRIC PLANTS
ORIGIN, TONNAGE, DELIVERED PRICE AND AS RECEIVED QUALITY**

- 1. Report for: Mo. July 1999
- 2. Reporting Company: Florida Power Corporation
- 3. Plant Name: Transfer Facility - IMT

**SPECIFIED
CONFIDENTIAL**

- 4. Name, Title and Telephone Number of Contact
Person Concerning Data Submitted on this Form
Delmar J. Clark Jr., Senior Financial Analyst - Regulatory
(727) 824-6616

- 5. Signature of Official Submitting Report


Delmar J. Clark Jr., Senior Financial Analyst - Regulatory

- 6. Date Completed: September 15, 1999

Line No.	Supplier Name	Mine Location	Purchase Type	Transportation Mode	Tons	Effective Purchase Price (\$/Ton)	Total Transportation Cost (\$/Ton)	F.O.B. Plant Price (\$/Ton)	As Received Coal Quality			
									Percent Sulfur (%)	Btu Content (Btu/lb)	Percent Ash (%)	Percent Moisture (%)
(a)	(b)	(c)	(d)	(e)	(f)	(g)	(h)	(i)	(j)	(k)	(l)	(m)
1	A. T. Massey Coal Co.	08 , Wv , 5	LTC	TR&B	33,413	\$25.75	\$16.35	\$42.10	0.74	12,614	11.35	4.48
2	Pen Coal Company	08 , Ky , 195	LTC	B	20,126	\$28.78	\$16.35	\$45.13	0.70	12,781	9.20	6.27
3	Pen Coal Company	08 , Ky , 71	LTC	B	6,391	\$28.78	\$16.35	\$45.13	0.68	12,435	9.37	7.17
4	Pen Coal Company	08 , Wv , 99	LTC	B	9,211	\$28.78	\$16.35	\$45.13	0.68	12,435	9.37	7.17
5	Black Hills Coal Network, Inc.	08 , Wv , 59	S	B	30,311	\$21.00	\$16.35	\$37.35	0.70	12,519	10.71	6.42
6	Diamond May Coal Company	08 , Ky , 119	S	B	37,256	\$21.30	\$16.35	\$37.65	0.72	12,916	7.83	5.84
7	River Trading Company	08 , Wv , 59	S	B	9,700	\$18.20	\$16.35	\$34.55	0.97	11,847	11.06	9.10

MONTHLY REPORT OF COST AND QUALITY OF COAL FOR ELECTRIC PLANTS
ORIGIN, TONNAGE, DELIVERED PRICE AND AS RECEIVED QUALITY

- 1. Report for: Mo. July 1999
- 2. Reporting Company: Florida Power Corporation
- 3. Plant Name: Transfer Facility - IMT

**SPECIFIED
CONFIDENTIAL**

- 4. Name, Title and Telephone Number of Contact
Person Concerning Data Submitted on this Form
Delmar J. Clark Jr., Senior Financial Analyst - Regulatory
(727) 824-6616

- 5. Signature of Official Submitting Report


Delmar J. Clark Jr., Senior Financial Analyst - Regulatory

- 6. Date Completed: September 15, 1999

Line No.	Supplier Name	Mine Location	Purchase Type	Tons	F.O.B. Mine Price (\$/Ton)	Short Haul & Loading Charges (\$/Ton)	Original Invoice Price (\$/Ton)	Retro-active Price Increases (\$/Ton)	Base Price (\$/Ton)	Quality Adjustments (\$/Ton)	Effective Purchase Price (\$/Ton)
(a)	(b)	(c)	(d)	(e)	(f)	(g)	(h)	(i)	(j)	(k)	(l)
1	A. T. Massey Coal Co.	08 , Wv , 5	LTC	33,413	\$25.75	\$0.00	\$25.75	\$0.00	\$25.75	\$0.00	\$25.75
2	Pen Coal Company	08 , Ky , 195	LTC	20,126	\$28.78	\$0.00	\$28.78	\$0.00	\$28.78	\$0.00	\$28.78
3	Pen Coal Company	08 , Ky , 71	LTC	6,391	\$28.78	\$0.00	\$28.78	\$0.00	\$28.78	\$0.00	\$28.78
4	Pen Coal Company	08 , Wv , 99	LTC	9,211	\$28.78	\$0.00	\$28.78	\$0.00	\$28.78	\$0.00	\$28.78
5	Black Hills Coal Network, Inc.	08 , Wv , 59	S	30,311	\$21.00	\$0.00	\$21.00	\$0.00	\$21.00	\$0.00	\$21.00
6	Diamond May Coal Company	08 , Ky , 119	S	37,256	\$21.30	\$0.00	\$21.30	\$0.00	\$21.30	\$0.00	\$21.30
7	River Trading Company	08 , Wv , 59	S	9,700	\$18.20	\$0.00	\$18.20	\$0.00	\$18.20	\$0.00	\$18.20


MONTHLY REPORT OF COST AND QUALITY OF COAL FOR ELECTRIC PLANTS
ORIGIN, TONNAGE, DELIVERED PRICE AND AS RECEIVED QUALITY

- 1. Report for: Mo. July 1999
- 2. Reporting Company: Florida Power Corporation
- 3. Plant Name: Transfer Facility - IMT

**SPECIFIED
CONFIDENTIAL**

- 4. Name, Title and Telephone Number of Contact
Person Concerning Data Submitted on this Form
Delmar J. Clark Jr., Senior Financial Analyst - Regulatory
(727) 824-6616

- 5. Signature of Official Submitting Report


Delmar J. Clark Jr., Senior Financial Analyst - Regulatory

- 6. Date Completed: September 15, 1999

Line No.	Supplier Name	Mine Location	Shipping Point	Transportation Mode	Tons	Effective Purchase Price (\$/Ton)	Additional Shorthaul & Loading Charges (\$/Ton)	Rail Rate (\$/Ton)	Other Rail Charges (\$/Ton)	River Barge Rate (\$/Ton)	Trans-loading Rate (\$/Ton)	Ocean Barge Rate (\$/Ton)	Other Water Charges (\$/Ton)	Other Related Charges (\$/Ton)	Transportation Charges (\$/Ton)	F.O.B. Plant Price (\$/Ton)
(a)	(b)	(c)	(d)	(e)	(f)	(g)	(h)	(i)	(j)	(k)	(l)	(m)	(n)	(o)	(p)	(q)
1	A. T. Massey Coal Co.	08 , Wv ,	5 Boone, Wv	TR&B	33,413	\$25.75	N/A	N/A	N/A	N/A	N/A	N/A	N/A	N/A	\$16.35	\$42.10
2	Pen Coal Company	08 , Ky ,	195 Pike, Ky	B	20,126	\$28.78	N/A	N/A	N/A	N/A	N/A	N/A	N/A	N/A	\$16.35	\$45.13
3	Pen Coal Company	08 , Ky ,	71 Floyd, Ky	B	6,391	\$28.78	N/A	N/A	N/A	N/A	N/A	N/A	N/A	N/A	\$16.35	\$45.13
4	Pen Coal Company	08 , Wv ,	99 Wayne, Wv	B	9,211	\$28.78	N/A	N/A	N/A	N/A	N/A	N/A	N/A	N/A	\$16.35	\$45.13
5	Black Hills Coal Network, Inc.	08 , Wv ,	59 Mingo, Wv	B	30,311	\$21.00	N/A	N/A	N/A	N/A	N/A	N/A	N/A	N/A	\$16.35	\$37.35
6	Diamond May Coal Company	08 , Ky ,	119 Knott, Ky	B	37,256	\$21.30	N/A	N/A	N/A	N/A	N/A	N/A	N/A	N/A	\$16.35	\$37.65
7	River Trading Company	08 , Wv ,	59 Mingo, Wv	B	9,700	\$18.20	N/A	N/A	N/A	N/A	N/A	N/A	N/A	N/A	\$16.35	\$34.55

MONTHLY REPORT OF COST AND QUALITY OF COAL FOR ELECTRIC PLANTS
 REPORT OF ADJUSTMENTS TO PREVIOUS COAL DELIVERIES

1. Report for: Mo. July 1999

2. Reporting Company: Florida Power Corporation

3. Plant Name: Crystal River 1 & 2

**SPECIFIED
 CONFIDENTIAL**

4. Name, Title and Telephone Number of Contact
 Person Concerning Data Submitted on this Form
 Delmar J. Clark Jr., Senior Financial Analyst - Regulatory
 (727) 824-6616

5. Signature of Official Submitting Report

Delmar J. Clark Jr., Senior Financial Analyst - Regulatory

6. Date Completed: September 15, 1999

Line No.	Month Reported	Form Plant Name	Intended Generating Plant	Supplier	Original Line Number	Old Volume (tons)	Form No.	Column Title	Old Value	New Value	New F.O.B. Plant Price	Reason for Revision
(a)	(b)	(c)	(d)	(e)	(f)	(g)	(h)	(i)	(j)	(k)	(l)	(m)
1	6/99	CR1&2	CR1&2	Consol, Inc.	1	58,276	2A	(k) Quality Adjustments	\$0.00	\$ 0.08	\$42.71	Btu Adjustment
2	6/99	CR1&2	CR1&2	Consol, Inc.	1	58,276	2A	(k) Quality Adjustments	\$0.00	\$ (0.42)	\$42.29	Sulfur Adjustment (see above)
3	5/99	CR1&2	CR1&2	Consol, Inc.	1	48,829	2A	(k) Quality Adjustments	\$0.00	\$ (0.08)	\$42.28	Quality Adjustment
4	6/99	CR1&2	CR1&2	Consol, Inc.	2	9,653	2A	(k) Quality Adjustments	\$0.00	\$ 0.08	\$42.71	Quality Adjustment
5	6/99	CR1&2	CR1&2	Consol, Inc.	3	28,971	2A	(k) Quality Adjustments	\$0.00	\$ 0.36	\$41.99	Quality Adjustment

**MONTHLY REPORT OF COST AND QUALITY OF COAL FOR ELECTRIC PLANTS
REPORT OF ADJUSTMENTS TO PREVIOUS COAL DELIVERIES**

1. Report for: Mo. July 1999

2. Reporting Company: Florida Power Corporation

3. Plant Name: Crystal River 4 & 5

**SPECIFIED
CONFIDENTIAL**

4. Name, Title and Telephone Number of Contact

Person Concerning Data Submitted on this Form

Delmar J. Clark Jr., Senior Financial Analyst - Regulatory
(727) 824-6616

5. Signature of Official Submitting Report

Delmar J. Clark Jr., Senior Financial Analyst - Regulatory

6. Date Completed: September 15, 1999

Line No.	Month Reported	Form Plant Name	Intended Generating Plant	Supplier	Original Line Number	Old Volume (tons)	Form No.	Column Title	Old Value	New Value	New F.O.B. Plant Price	Reason for Revision
(a)	(b)	(c)	(d)	(e)	(f)	(g)	(h)	(i)	(j)	(k)	(l)	(m)
1	06/99	CR4&5	CR4&5	Mapco Coal Sales	4	18,996	2A	(k) Quality Adjustments	\$0.00	\$ 0.39	\$41.26	Quality Adjustment
2	06/99	CR4&5	CR4&5	Consol, Inc.	3	19,694	2A	(k) Quality Adjustments	\$0.00	\$ (0.15)	\$45.08	Quality Adjustment
3	05/99	CR4&5	CR4&5	Consol, Inc.	3	10,064	2A	(k) Quality Adjustments	\$0.00	\$ (0.06)	\$44.89	Quality Adjustment

**MONTHLY REPORT OF COST AND QUALITY OF COAL FOR ELECTRIC PLANTS
REPORT OF ADJUSTMENTS TO PREVIOUS COAL DELIVERIES**

1. Report for: Mo. July 1999

2. Reporting Company: Florida Power Corporation

3. Plant Name: Transfer Facility - IMT

4. Name, Title and Telephone Number of Contact
Person Concerning Data Submitted on this Form
Delmar J. Clark Jr., Senior Financial Analyst - Regulatory
(727) 824-6616

**SPECIFIED
CONFIDENTIAL**

5. Signature of Official Submitting Report


Delmar J. Clark Jr., Senior Financial Analyst - Regulatory

6. Date Completed: September 15, 1999

Line No.	Month Reported	Form Plant Name	Intended Generating Plant	Supplier	Original Line Number	Old Volume (tons)	Form No.	Column Title	Old Value	New Value	New F.O.B. Plant Price	Reason for Revision
(a)	(b)	(c)	(d)	(e)	(f)	(g)	(h)	(i)	(j)	(k)	(l)	(m)
1	06/99	Transfer Facility - IMT	River Trading Company		7	5,102	2A	(k) Quality Adjustment	\$0.00	\$ (0.47)	\$ 34.08	Quality Adjustment
2	06/99	Transfer Facility - IMT	Kentucky May Coal Company		4	4,920	2A	(k) Quality Adjustment	\$0.00	\$ 0.40	\$ 37.50	Quality Adjustment
3	06/99	Transfer Facility - IMT	Pen Coal Company		2	10,447	2A	(k) Quality Adjustment	\$0.00	\$ 0.13	\$ 45.26	Quality Adjustment
4	06/99	Transfer Facility - IMT	Pen Coal Company		3	27,267	2A	(k) Quality Adjustment	\$0.00	\$ 0.13	\$ 45.26	Quality Adjustment
5	04/99	Transfer Facility - IMT	A. T. Massey Coal Company		1	48,147	2A	(k) Quality Adjustment	\$0.00	\$ 0.25	\$ 42.35	Btu Adjustment
6	04/99	Transfer Facility - IMT	A. T. Massey Coal Company		1	48,147	2A	(k) Quality Adjustment	\$0.00	\$ (0.15)	\$ 42.20	Sulfur Adjustment (see above)

27820?