



Writer's Direct Dial:  
(561) 691-7101

R. Wade Litchfield  
Senior Attorney  
Florida Authorized House Counsel  
Florida Power & Light Company  
700 Universe Boulevard  
Juno Beach, FL 33408-0420  
(561) 691-7103 (Facsimile)

ORIGINAL  
RECORDS AND  
REPORTING

99 NOV - 2 PM 2:13

RECEIVED-FPSC

November 2, 1999

**VIA HAND DELIVERY**

Blanca S. Bayó, Director  
Division of Records and Reporting  
Florida Public Service Commission  
Betty Easley Conference Center  
Room 110  
2540 Shumard Oak Boulevard  
Tallahassee, Florida 32399-0850

**Re: Docket No. 990001-EI; Monthly Fuel Filings**

Dear Ms. Bayó:

Enclosed herewith for filing is the original and five (5) copies of the following monthly fuel reports for FPL:

- (a) FPSC Forms 423-1, 423-1(a) and 423-1(b) for the month of August 1999;
- (b) FPSC Forms 423-2, 423-2(a), and 423-2(b) for Plant Scherer for the month of July 1999; and
- (c) FPSC Forms 423-2, 423-2(a), and 423-2(b) for St. Johns River Power Park for the month of August 1999.

*Wade*

AFA	_____
APP	_____
CAF	_____
CMU	_____
CTR	_____
EAG	_____
LEG	<u>1</u>
MAS	<u>3</u>
OPC	_____
PAI	_____
SEC	<u>1</u>
WAW	_____
OTH	_____

FPL's Request for Confidential Classification of the information removed from Form 423-1(a) is being filed under separate cover.

Should you have any questions regarding this filing, please contact me at (561) 691-7101.


RECEIVED & FILED  
*Wade*  
FPSC-BUREAU OF RECORDS

DOCUMENT NUMBER-DATE  
**13427 NOV-2 99**  
FPSC-RECORDS/REPORTING

Blanca S. Bayó, Director  
Division of Records and Reporting  
Florida Public Service Commission  
November 2, 1999  
Page 2

Thanking you for your attention to this matter, I remain,

Sincerely,



R. Wade Litchfield

RWL/jsb  
Enclosures

cc: Service List

MONTHLY REPORT OF COST AND QUALITY OF FUEL OIL FOR ELECTRIC PLANTS  
ORIGIN, VOLUME, DELIVERED PRICE AND AS RECEIVED QUANTITY

1. REPORTING MONTH: AUG YEAR: 1999

2. REPORTING COMPANY: FLORIDA POWER &amp; LIGHT COMPANY

3. NAME, TITLE TELEPHONE NUMBER OF CONTACT PERSON CONCERNING DATA  
SUBMITTED ON THIS FORM: RITA MCLELLAN, REGULATORY AFFAIRS, (305) - 552- 40694. SIGNATURE OF OFFICIAL SUBMITTING REPORT: 

5. DATE COMPLETED: 10/19/1999

LINE NO	PLANT	SUPPLIER	SHIPPING POINT	PURCHASE TYPE	DELIVERY LOCATION	DELIVERY DATE	TYPE OIL	SULFUR (%)	BTU CONTENT (BTU / GAL)	VOLUME (BBLs)	PRICE (\$/BBL)
1	PT. EVERGLADES	COASTAL	HOUSTON	MTC	PORT EVERGLADES	08/03/1999	F06	0.99	153095	272090	17.7000
2	PT. EVERGLADES	COASTAL	HOFTI	MTC	PORT EVERGLADES	08/16/1999	F06	0.99	152833	272650	19.2350
3	PT. EVERGLADES	COASTAL	HOUSTON	MTC	PORT EVERGLADES	08/29/1999	F06	1.00	153548	167779	20.1800
4	PT. EVERGLADES	COASTAL	HOUSTON	MTC	PORT EVERGLADES	08/29/1999	F06	1.00	153548	102020	20.1800
5	FT. MYERS	FAMM	CONVENT	MTC	BOCA GRANDE	08/07/1999	F06	2.00	152238	114193	17.3080
6	FT. MYERS	FAMM	CONVENT	MTC	BOCA GRANDE	08/15/1999	F06	2.20	152048	110075	19.0710
7	FT. MYERS	FAMM	CONVENT/HESS	MTC	BOCA GRANDE	08/28/1999	F06	2.00	152738	112210	19.1540
8	SANFORD	NOVARCO	HOUSTON	MTC	JACKSONVILLE	08/14/1999	F06	2.10	152286	228878	18.0050
9	CAPE CANAVERAL	NOVARCO LTD.	HOUSTON	MTC	PORT CANAVERAL	08/24/1999	F06	1.50	153595	222622	20.3120
10	MARTIN	COASTAL	NEW ORLEANS	S	PALM BEACH	08/05/1999	F06	1.00	152952	126484	18.1400
11	MANATEE	COASTAL	NEW ORLEANS	S	PORT MANATEE	08/15/1999	F06	1.00	152190	125934	19.1150
12	TURKEY POINT	COASTAL	NEW ORLEANS	S	FISHER ISLAND	08/24/1999	F06	1.00	150738	125887	20.4860
13	MANATEE	ENRON	STATIA	S	PORT MANATEE	08/26/1999	F06	1.00	149690	261020	12.4940
14	CAPE CANAVERAL	GLENCORE	PANAMA	S	PORT CANAVERAL	08/04/1999	F06	1.40	151952	145435	16.5000
15	CAPE CANAVERAL	GLENCORE	TRINIDAD	S	PORT CANAVERAL	08/11/1999	F06	1.40	151286	170866	17.6760
16	MARTIN	GLENCORE	NEW ORLEANS	S	PALM BEACH	08/25/1999	F06	0.98	152571	120850	20.3830
17	SANFORD	GLENCORE	TRINIDAD	S	JACKSONVILLE	08/08/1999	F06	1.50	152119	69922	17.6760
18	TURKEY POINT	GLENCORE	IMTT GREINA	S	FISHER ISLAND	08/07/1999	F06	1.00	152071	120306	18.3580
19	TURKEY POINT	GLENCORE	IMTT ST ROSE	S	FISHER ISLAND	08/15/1999	F06	0.99	151190	126455	19.5670
20	MARTIN	NOVARCO	IMTT ST ROSE	S	PALM BEACH	08/07/1999	F06	1.00	153976	124909	18.4080
21	MARTIN	NOVARCO	ST. ROSE	S	PALM BEACH	08/19/1999	F06	1.09	151095	125692	20.3250
22	PT. EVERGLADES	NOVARCO	NEW ORLEANS	S	PORT EVERGLADES	08/10/1999	F06	0.92	153714	101905	18.6670
23	RIVIERA	NOVARCO	NEW ORLEANS	S	RIVIERA	08/04/1999	F06	1.00	153452	117810	17.9700
24	RIVIERA	NOVARCO	ST ROSE	S	RIVIERA	08/15/1999	F06	2.10	153286	117979	18.8970
25	SANFORD	STEUART	N/A	S	JACKSONVILLE	08/25/1999	F06	2.20	151333	42364	19.6670
26	MANATEE	TOSCO	ST CROIX	S	PORT MANATEE	08/30/1999	F06	1.00	152905	253827	13.1500
27	PT. EVERGLADES	AMERIGAS	PORT EVERGLADES	STC		08/24/1999	PRO	N/A	N/A	18	39.7320

MONTHLY REPORT OF COST AND QUALITY OF FUEL OIL FOR ELECTRIC PLANTS  
ORIGIN, VOLUME, DELIVERED PRICE AND AS RECEIVED QUANTITY

1. REPORTING MONTH: AUG YEAR: 1999

2. REPORTING COMPANY: FLORIDA POWER &amp; LIGHT COMPANY

3. NAME, TITLE TELEPHONE NUMBER OF CONTACT PERSON CONCERNING DATA  
SUBMITTED ON THIS FORM: RITA MCLELLAN, REGULATORY AFFAIRS, (805) - 552- 40694. SIGNATURE OF OFFICIAL SUBMITTING REPORT: 

5. DATE COMPLETED: 10/19/1999

LINE NO	PLANT	SUPPLIER	SHIPPING POINT	PURCHASE TYPE	DELIVERY LOCATION	DELIVERY DATE	TYPE OIL	SULFUR (%)	BTU CONTENT (BTU / GAL)	VOLUME (BBLs)	PRICE (\$/BBL)
28	RIVIERA	AMERIGAS	NA-TRUCK DELIVERY	STC		08/12/1999	PRO	N/A	N/A	6	41.3000
29	RIVIERA	AMERIGAS	NA-TRUCK DELIVERY	STC		08/25/1999	PRO	N/A	N/A	7	39.9800
30	TURKEY POINT	AMERIGAS	FISHER ISLAND	STC		08/31/1999	PRO	N/A	N/A	6	39.4380
31	MARTIN	INDIANTOWN	PALM BEACH	STC		08/04/1999	PRO	N/A	N/A	11	31.0800
32	MANATEE	SUBURBAN	NA-TRUCK DELIVERY	STC		08/06/1999	PRO	N/A	N/A	14	34.8600
33	MANATEE	SUBURBAN	PORT MANATEE	STC		08/27/1999	PRO	N/A	N/A	16	37.7540
34	SANFORD	SUBURBAN	NA-TRUCK DELIVERY	STC		08/19/1999	PRO	N/A	N/A	10	37.7700
35	MANATEE	SUBURBAN	NA-TRUCK DELIVERY	STC		08/12/1999	PRO	N/A	N/A	8	37.7800
36	MANATEE	SUBURBAN	NA-TRUCK DELIVERY	STC		08/20/1999	PRO	N/A	N/A	10	37.8400
37	CAPE CANAVERAL	SUBURBAN	NA-TRUCK DELIVERY	STC		08/24/1999	PRO	N/A	N/A	7	33.1800

# EDITED COPY

## MONTHLY REPORT OF COST AND QUALITY OF FUEL OIL FOR ELECTRIC PLANTS DETAIL OF INVOICE AND TRANSPORTATION CHARGES

Page 1 of 2

FPSC FORM NO. 423-1 (a)

1. REPORTING MONTH: AUG YEAR: 1999

2. REPORTING COMPANY: FLORIDA POWER LIGHT COMPANY

3. NAME, TITLE, TELEPHONE NUMBER OF CONTACT PERSON CONCERNING DATA  
SUBMITTED ON THIS FORM: RITA MCLELLAN, REGULATORY AFFAIRS, (305) 552-4069

4. SIGNATURE OF OFFICIAL SUBMITTING REPORT: *Paul A. Kam*

5. DATE COMPLETED: 10/19/1999

(A)	(B)	(C)	(D)	(E)	(F)	(G)	(H)	(I)	(J)	(K)	(L)	(M)	(N)	(O)	(P)	(Q)	(R)
LINE NO.	PLANT	SUPPLIER	DELIVERY LOCATION	DELIVERY DATE	TYPE OIL	VOLUME (BBL)	INVOICE PRICE (\$/BBL)	INVOICE AMOUNT (\$)	DISCOUNT (\$)	NET AMOUNT (\$)	NET PRICE (\$/BBL)	QUALITY ADJUST. (\$/BBL)	EFFECTIVE PUR PRICE (\$/BBL)	TRANSP TO TERM (\$/BBL)	ADDITIONAL TRANS CHGS (\$/BBL)	OTHER CHGS (\$/BBL)	DELIVERED PRICE (\$/BBL)
1	PT. EVERGLADES	COASTAL	PORT EVERGLADES	08/03/1999	F06	272090								0.0000			17.9442
2	PT. EVERGLADES	COASTAL	PORT EVERGLADES	08/16/1999	F06	272650								0.0000			19.4792
3	PT. EVERGLADES	COASTAL	PORT EVERGLADES	08/29/1999	F06	167779								0.0000			20.4242
4	PT. EVERGLADES	COASTAL	PORT EVERGLADES	08/29/1999	F06	102020								0.0000			20.4242
5	FT. MYERS	FAMM	BOCA GRANDE	08/07/1999	F06	114193								0.0000			17.7088
6	FT. MYERS	FAMM	BOCA GRANDE	08/15/1999	F06	110075								0.0000			19.4718
7	FT. MYERS	FAMM	BOCA GRANDE	08/28/1999	F06	112210								0.0000			19.5548
8	SANFORD	NOVARCO	JACKSONVILLE	08/14/1999	F06	228878								0.0000			19.2721
9	CAPE CANAVERAL	NOVARCO LTD.	PORT CANAVERAL	08/24/1999	F06	222622								0.0000			20.8685
10	MARTIN	COASTAL	PALM BEACH	08/05/1999	F06	126484								0.0000			18.5779
11	MANATEE	COASTAL	PORT MANATEE	08/15/1999	F06	125934								0.0000			19.6715
12	TURKEY POINT	COASTAL	FISHER ISLAND	08/24/1999	F06	125887								0.0000			21.2689
13	MANATEE	ENRON	PORT MANATEE	08/26/1999	F06	261020								0.0000			13.0505
14	CAPE CANAVERAL	GLENORE	PORT CANAVERAL	08/04/1999	F06	145435								0.0000			17.0565
15	CAPE CANAVERAL	GLENORE	PORT CANAVERAL	08/11/1999	F06	170866								0.0000			18.2325
16	MARTIN	GLENORE	PALM BEACH	08/25/1999	F06	120850								0.0000			20.8209
17	SANFORD	GLENORE	JACKSONVILLE	08/08/1999	F06	69922								0.0000			18.9431
18	TURKEY POINT	GLENORE	FISHER ISLAND	08/07/1999	F06	120306								0.0000			19.1409
19	TURKEY POINT	GLENORE	FISHER ISLAND	08/15/1999	F06	126455								0.0000			20.3499
20	MARTIN	NOVARCO	PALM BEACH	08/07/1999	F06	124909								0.0000			18.8459
21	MARTIN	NOVARCO	PALM BEACH	08/19/1999	F06	125692								0.0000			20.7629
22	PT. EVERGLADES	NOVARCO	PORT EVERGLADES	08/10/1999	F06	101905								0.0000			18.9112
23	RIVIERA	NOVARCO	RIVIERA	08/04/1999	F06	117810								0.0000			18.1620
24	RIVIERA	NOVARCO	RIVIERA	08/15/1999	F06	117979								0.0000			19.0890
25	SANFORD	STEUART	JACKSONVILLE	08/25/1999	F06	42364								0.0000			20.9341
26	MANATEE	TOSCO	PORT MANATEE	08/30/1999	F06	253827								0.0000			13.3857
27	PT. EVERGLADES	AMERIGAS		08/24/1999	PRO	18	39.7320	715	0	715	39.7320	0.0000	39.7320	0.0000	0.0000	0.0000	39.7320
28	RIVIERA	AMERIGAS		08/12/1999	PRO	6	41.3000	248	0	248	41.3000	0.0000	41.3000	0.0000	0.0000	0.0000	41.3000
29	RIVIERA	AMERIGAS		08/25/1999	PRO	7	39.9800	280	0	280	39.9800	0.0000	39.9800	0.0000	0.0000	0.0000	39.9800
30	TURKEY POINT	AMERIGAS		08/31/1999	PRO	6	39.4380	237	0	237	39.4380	0.0000	39.4380	0.0000	0.0000	0.0000	39.4380

# EDITED COPY

MONTHLY REPORT OF COST AND QUALITY OF FUEL OIL FOR ELECTRIC PLANTS  
DETAIL OF INVOICE AND TRANSPORTATION CHARGES

FPSC FORM NO. 423-1 (a)

1. REPORTING MONTH: AUG YEAR: 1999  
2. REPORTING COMPANY: FLORIDA POWER LIGHT COMPANY

3. NAME, TITLE TELEPHONE NUMBER OF CONTACT PERSON CONCERNING DATA  
SUBMITTED ON THIS FORM: RITA MCLELLAN, REGULATORY AFFAIRS, (305) 552 - 4069  
4. SIGNATURE OF OFFICIAL SUBMITTING REPORT: *Paul A. Kamm*  
5. DATE COMPLETED: 10/19/1999

(A)	(B)	(C)	(D)	(E)	(F)	(G)	(H)	(I)	(J)	(K)	(L)	(M)	(N)	(O)	(P)	(Q)	(R)
LINE NO.	PLANT	SUPPLIER	DELIVERY LOCATION	DELIVERY DATE	TYPE OIL	VOLUME (BBLs)	INVOICE PRICE (\$/BBL)	INVOICE AMOUNT (\$)	DISCOUNT (\$)	NET AMOUNT (\$)	NET PRICE (\$/BBL)	QUALITY ADJUST. (\$/BBL)	EFFECTIVE PUR PRICE (\$/BBL)	TRANSP TO TERM (\$/BBL)	ADDITIONAL TRANS CHGS (\$/BBL)	OTHER CHGS (\$/BBL)	DELIVERED PRICE (\$/BBL)
31	MARTIN	INDIANTOWN		08/04/199	PRO	11	31.0800	342	0	342	31.0800	0.0000	31.0800	0.0000	0.0000	0.0000	31.0800
32	MANATEE	SUBURBAN		08/06/199	PRO	14	34.8600	488	0	488	34.8600	0.0000	34.8600	0.0000	0.0000	0.0000	34.8600
33	MANATEE	SUBURBAN		08/27/199	PRO	16	37.7540	604	0	604	37.7540	0.0000	37.7540	0.0000	0.0000	0.0000	37.7540
34	SANFORD	SUBURBAN		08/19/199	PRO	10	37.7700	378	0	378	37.7700	0.0000	37.7700	0.0000	0.0000	0.0000	37.7700
35	MANATEE	SUBURBAN		08/12/199	PRO	8	37.7800	302	0	302	37.7800	0.0000	37.7800	0.0000	0.0000	0.0000	37.7800
36	MANATEE	SUBURBAN		08/20/199	PRO	10	37.8400	378	0	378	37.8400	0.0000	37.8400	0.0000	0.0000	0.0000	37.8400
37	CAPE CANAVERAL	SUBURBAN		08/24/199	PRO	7	33.1800	232	0	232	33.1800	0.0000	33.1800	0.0000	0.0000	0.0000	33.1800

FPSC FORM NO. 423-1(b)

MONTHLY REPORT OF COST AND QUALITY OF FUEL OIL FOR ELECTRIC PLANTS  
 REPORT OF ADJUSTMENTS TO PREVIOUS OIL DELIVERIES

1. REPORTING MONTH: AUGUST      YEAR: 1999

3. NAME, TITLE, & TELEPHONE NUMBER OF CONTACT PERSON CONCERNING DATA  
 SUBMITTED ON THIS FORM: RITA McLELLAN, REGULATORY AFFAIRS,

2. REPORTING COMPANY: FLORIDA POWER & LIGHT COMPANY

4. SIGNATURE OF OFFICIAL SUBMITTING REPORT: Paul A. Karn

5. DATE COMPLETED: 10/09/99

LINE NO.	MONTH REPORTED	FORM PLANT NAME	SUPPLIER	ORIGINAL LINE NUMBER	OLD VOLUME (BBLs)	FORM NO.	COLUMN DESIGNATOR & TITLE	OLD VALUE	NEW VALUE	NEW DELIVERED PRICE (\$/BBL)	REASON FOR REVISION
(A)	(B)	(C)	(D)	(E)	(F)	(G)	(H)	(I)	(J)	(K)	(L)
1	NONE										

**MONTHLY REPORT OF COST AND QUALITY OF COAL FOR ELECTRIC PLANTS  
ORIGIN, TONNAGE, DELIVERED PRICE, AND AS RECEIVED QUALITY**

1. Reporting Month: **July** Year: **1999**  
 2. Reporting Company: **FLORIDA POWER & LIGHT COMPANY**  
 3. Plant Name: **R.W.SCHERER**

4. Name, Title & Telephone Number of Contact Person Concerning Data  
 Submitted on this Form: Michael J. Frank, Principal Accountant  
 (912) 994-0022, ext. 3904.

5. Signature of Official Submitting Report:  
 6. Date Completed: **21-Sep-99**

*Kenneth J. Brockway*

Line No.	Supplier Name	Mine Location	Purchase Type	Transport Mode	Tons	Purchase Price (\$/Ton)	Effective Transport Charges (\$/Ton)	Total FOB Plant Price (\$/Ton)	Sulfur Content (%)	Btu Content (Btu/lb)	Ash Content (%)	Moisture Content (%)
(a)	(b)	(c)	(d)	(e)	(f)	(g)	(h)	(i)	(j)	(k)	(l)	(m)
(1)	BLUEGRASS DEV.	08/WV/059	MTC	UR	19,463.04	49.639	14.30	63.939	0.62	12,170	11.40	6.38
(2)	KENNECOTT ENERGY	19/WY/005	S	UR	97,767.29	4.495	21.19	25.685	0.24	8,804	5.46	26.26
(3)	JACOBS RANCH	19/WY/005	S	UR	67,813.41	4.061	21.19	25.251	0.41	8,688	5.63	27.62

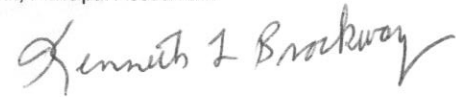


**MONTHLY REPORT OF COST AND QUALITY OF COAL FOR ELECTRIC PLANTS  
DETAILED PURCHASED COAL INVOICE INFORMATION**

1. Reporting Month: **July** Year: **1999**  
 2. Reporting Company: **FLORIDA POWER & LIGHT COMPANY**  
 3. Plant Name: **R.W.SCHERER**

4. Name, Title & Telephone Number of Contact Person Concerning Data  
 Submitted on this Form: Michael J. Frank, Principal Accountant  
 (912) 994-0022, ext. 3904.

5. Signature of Official Submitting Report:  
 6. Date Completed: 21-Sep-99



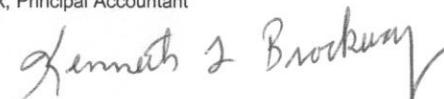
Line No.	Supplier Name	Mine Location	Purch. Type	Tons	FOB Mine Price (\$/Ton)	Shorthaul & Loading Charges (\$/Ton)	Original Invoice Price (\$/Ton)	Retroactive Price Increase (\$/Ton)	Base Price (\$/Ton)	Quality Adjustments (\$/Ton)	Effective Purchase Price (\$/Ton)
(a)	(b)	(c)	(d)	(e)	(f)	(g)	(h)	(i)	(j)	(k)	(l)
(1)	BLUEGRASS DEV.	08/WV/059	MTC	19,463.04	48.803	-	48.803	-	48.803	0.836	49.639
(2)	KENNECOTT ENERGY	19/WY/005	S	97,767.29	4.494	-	4.494	-	4.494	0.001	4.495
(3)	JACOBS RANCH	19/WY/005	S	67,813.41	4.066	-	4.066	-	4.066	(0.005)	4.061

**MONTHLY REPORT OF COST AND QUALITY OF COAL FOR ELECTRIC PLANTS  
DETAILED TRANSPORTATION INVOICE INFORMATION**

1. Reporting Month: **July** Year: **1999**  
 2. Reporting Company: **FLORIDA POWER & LIGHT COMPANY**  
 3. Plant Name: **R.W.SCHERER**

4. Name, Title & Telephone Number of Contact Person Concerning Data  
 Submitted on this Form: Michael J. Frank, Principal Accountant  
 (912) 994-0022, ext. 3904.

5. Signature of Official Submitting Report:



6. Date Completed: 21-Sep-99


Line No.	Supplier Name	Mine Location	Shipping Point	Transport Mode	Tons	Effective Purchase Price (\$/Ton)	Additional Shorthaul & Loading Charges (\$/Ton)	Rail Charges		Waterborne Charges				Other Related Charges (\$/Ton)	Total Transportation Charges (\$/Ton)	FOB Plant Price (\$/Ton)
								Rail Rate (\$/Ton)	Other Rail Charges (\$/Ton)	River Barge Rate (\$/Ton)	Trans-loading Rate (\$/Ton)	Ocean Barge Rate (\$/Ton)	Other Water Charges (\$/Ton)			
(a)	(b)	(c)	(d)	(e)	(f)	(g)	(h)	(i)	(j)	(k)	(l)	(m)	(n)	(o)	(p)	(q)
(1)	BLUEGRASS DEV.	08/WV/059	MARROWBONE, WV.	UR	19,463.04	49.639	-	14.30	-	-	-	-	-	-	14.30	63.939
(2)	KENNECOTT ENER	19/WY/005	CONVERSE JCTN WY	UR	97,767.29	4.495	-	21.19	-	-	-	-	-	-	21.19	25.685
(3)	JACOBS RANCH	19/WY/005	JACOBS JCTN, WY.	UR	67,813.41	4.061	-	21.19	-	-	-	-	-	-	21.19	25.251

**MONTHLY REPORT OF COST AND QUALITY OF COAL FOR ELECTRIC PLANTS  
ORIGIN, TONNAGE, DELIVERED PRICE AND AS RECEIVED QUALITY**

1. Report For Month/Yr: **August 1999**

4. Name, Title & Telephone Number of Contact  
Person Concerning Data Submitted on this Form: **Rita McLellan (305) 552-4069**

2. Reporting Company: **Florida Power & Light**

5. Signature of Official Submitting Report: 

3. Plant Name: **St. Johns River Power Park (SJRPP)**

6. Date Completed: **September 23, 1999**

Line No.	Supplier Name	Mine Location	Purchase Type	Transportation Mode	Tons	Effective Purchase Price (\$/Ton)	Total Trans Cost (\$/Ton)	FOB Plant Price (\$/Ton)	As Received Coal Quality			
									Sulfur Content (%)	Btu Content (Btu/lb)	Ash Content (%)	Moisture Content (%)
(a)	(b)	(c)	(d)	(e)	(f)	(g)	(h)	(i)	(j)	(k)	(l)	(m)
1	Consolidation Coal Company	02,PA,059	LTC	UR	12,878	20.50	15.36	35.86	1.84	12,923	7.00	6.90
2	James River Coal Company	08,KY,095	LTC	UR	9,994	28.83	14.93	43.76	1.42	12,888	9.30	5.00
3	Arch Coal Sales	08,KY,195	LTC	UR	3,854	23.79	14.78	38.57	1.22	12,030	12.40	6.40
4	Intercor	45,IM,999	LTC	OC	9,788	35.19	0.00	35.19	0.65	11,828	6.80	11.50
5	Koch Carbon, Inc.	, ,	S	OC	3,216	12.25	0.00	12.25	5.58	14,341	0.40	6.30
6	Fill in Name -----											
7	Fill in Name -----											
8	Fill in Name -----											
9	Fill in Name -----											


**MONTHLY REPORT OF COST AND QUALITY OF COAL FOR ELECTRIC PLANTS  
DETAIL OF INVOICE PURCHASE PRICE**

1. Report For Month/Yr: **August 1999**

4. Name, Title & Telephone Number of Contact  
Person Concerning Data Submitted on this Form: **Rita McLellan (305) 552-4069**

2. Reporting Company: **Florida Power & Light**

5. Signature of Official Submitting Report:



3. Plant Name: **St. Johns River Power Park (SJRPP)**

6. Date Completed: **September 23, 1999**

Line No.	Supplier Name	Mine Location	Purchase Type	Tons	FOB Mine Price (\$/Ton)	Short Haul & Loading Charge (\$/Ton)	Original Invoice Price (\$/Ton)	Retro-active Price Increases (\$/Ton)	Base Price (\$/Ton)	Quality Adjustments (\$/Ton)	Effective Purchase Price (\$/Ton)
(a)	(b)	(c)	(d)	(e)	(f)	(g)	(h)	(i)	(j)	(k)	(l)
1	Consolidation Coal Compa	02,PA,059	LTC	12,878	20.50	0.00	20.50	0.00	20.50	0.00	20.50
2	James River Coal Company	08,KY,095	LTC	9,994	28.83	0.00	28.83	0.00	28.83	0.00	28.83
3	Arch Coal Sales	08,KY,195	LTC	3,854	23.79	0.00	23.79	0.00	23.79	0.00	23.79
4	Intercor	45,IM,999	LTC	9,788	35.19	0.00	35.19	0.00	35.19	0.00	35.19
5	Koch Carbon, Inc.	, ,	S	3,216	12.25	0.00	12.25	0.00	12.25	0.00	12.25
6	Fill in Name -----					0.00		0.00		0.00	
7	Fill in Name -----					0.00		0.00		0.00	
8	Fill in Name -----					0.00		0.00		0.00	
9	Fill in Name -----					0.00		0.00		0.00	


**MONTHLY REPORT OF COST AND QUALITY OF COAL FOR ELECTRIC PLANTS  
DETAIL OF TRANSPORTATION CHARGES**

1. Report For Month/Yr: **August 1999**

4. Name, Title & Telephone Number of Contact  
Person Concerning Data Submitted on this Form: **Rita McLellan (305) 552-4069**

2. Reporting Company: **Florida Power & Light**

5. Signature of Official Submitting Report:



3. Plant Name: **St. Johns River Power Park (SJRPP)**

6. Date Completed: **September 23, 1999**

Line No.	Supplier Name	Mine Location	Shipping Point	Transportation Mode	Tons	Effective Purchase Price (\$/Ton)	Short Haul & Loading Charge (\$/Ton)	Rail Charges		Waterborne Charges					Total Transport Charges (\$/Ton)	FOB Plant Price (\$/Ton)
								Rail Rate (\$/Ton)	Other Rail Charges (\$/Ton)	River Barge Rate (\$/Ton)	Trans-loading Rate (\$/Ton)	Ocean Barge Rate (\$/Ton)	Other Water Charges (\$/Ton)	Related Charges (\$/Ton)		
(a)	(b)	(c)	(d)	(e)	(f)	(g)	(h)	(i)	(j)	(k)	(l)	(m)	(n)	(o)	(p)	(q)
1	Consolidation Coal Compa	02,PA,059	BAILEY	UR	12,878	20.50	0.00	15.36	0.00	0.00	0.00	0.00	0.00	0.00	15.36	35.86
2	James River Coal Company	08,KY,095	CLOVER	UR	9,994	28.83	0.00	14.93	0.00	0.00	0.00	0.00	0.00	0.00	14.93	43.76
3	Arch Coal Sales	08,KY,195	COAL MAC	UR	3,854	23.79	0.00	14.78	0.00	0.00	0.00	0.00	0.00	0.00	14.78	38.57
4	Intercor	45,IM,999	EL CERREJON	OC	9,788	35.19	0.00	0.00	0.00	0.00	0.00	0.00	0.00	0.00	0.00	35.19
5	Koch Carbon, Inc.	, ,	KOCH CARBON	OC	3,216	12.25	0.00	0.00	0.00	0.00	0.00	0.00	0.00	0.00	0.00	12.25
6	Fill in Name -----						0.00		0.00	0.00	0.00	0.00	0.00	0.00		0.00
7	Fill in Name -----						0.00		0.00	0.00	0.00	0.00	0.00	0.00		0.00
8	Fill in Name -----						0.00		0.00	0.00	0.00	0.00	0.00	0.00		0.00
9	Fill in Name -----						0.00		0.00	0.00	0.00	0.00	0.00	0.00		0.00

## CERTIFICATE OF SERVICE

I, **THE UNDERSIGNED COUNSEL, HEREBY CERTIFY** that copies of Florida Power & Light Company's Forms 423-1, 423-1(a) edited, and 423-1(b) for the month of August 423-2, 423-2(a), and 423-2(b) for the month of July for Plant Scherer; and 423-2, 423-2(a), and 423-2(b) for the month of August 1999 for St. Johns River Power Park, have been served via first class mail, postage prepaid to the parties listed below, this 2nd day of November, 1999:

Bob Elias, Chief  
Bureau of Electric & Gas  
Division of Legal Services  
Florida Public Service Commission  
Gerald L. Gunter Building - Third Floor  
2540 Shumard Oak Boulevard  
Tallahassee, FL 32399-0850

G. Edison Holland, Esquire  
Beggs & Lane  
P.O. Box 12950  
Pensacola, FL 32576

Major Gary A. Enders  
United States Air Force  
HQ USAF/ULT, STOP 21  
Tyndall AFB, FL 32403-6001

Kenneth Hoffman, Esquire  
Rutledge, Ecenia, Underwood  
Purnell & Hoffman, P.A.  
P.O. Box 551  
Tallahassee, FL 32301-0551

Occidental Chemical Corporation  
Energy Group  
P.O. Box 809050  
Dallas, TX 75380-9050


Joseph A. McGlothlin, Esquire  
Vicki Gordon Kaufman, Esquire  
McWhirter, Reeves, McGlothlin,  
Davidson, Etc.  
117 S. Gadsden Street  
Tallahassee, FL 32301

Jack Shreve, Esquire  
Office of Public Counsel  
111 W. Madison Street  
Room 812  
Tallahassee, FL 32399-1400

Lee L. Wills, Esquire  
James D. Beasley, Esquire  
Ausley, McMullen, McGehee,  
Carothers & Proctor  
P.O. Box 391  
Tallahassee, FL 32302

Lee G. Schmudde, Esquire  
Reedy Creek Utilities, Inc.  
P.O. Box 40  
Lake Buena Vista, FL 32830

James A. McGee, Esquire  
P.O. Box 14042  
St. Petersburg, FL 33733

  
R. Wade Litchfield