

MONTHLY REPORT OF COST AND QUALITY OF FUEL OIL FOR ELECTRIC PLANTS  
 BEGIN VOLUME, DELIVERED PRICE AND AS RECEIVED QUALITY

1 REPORTING MONTH: Dec-00

2 REPORTING COMPANY: FLORIDA POWER CORPORATION

3 NAME, TITLE & TELEPHONE NUMBER OF CONTACT PERSON CONCERNING DATA  
 SUBMITTED ON THIS FORM: MANNY PEREZ, ACCOUNTANT (727) 820-5300

4 SIGNATURE OF OFFICIAL SUBMITTING REPORT: *Javier Portuondo*  
JAVIER PORTUONDO - MANAGER, REGULATORY SERVICES

5 DATE COMPLETED: 02/14/01

LINE NO. (a)	PLANT NAME (b)	SUPPLIER NAME (c)	SHIPPING POINT (d)	PURCHASE TYPE (e)	DELIVERY LOCATION (f)	DELIVERY DATE (g)	TYPE OIL (h)	SULFUR CONTENT (%) (i)	BTU CONTENT (Btu/gal) (j)	VOLUME (Bbls) (k)	DELIVERED PRICE (\$/Bbl) (l)
1	ANCLOTE	BP OIL COMPANY	TAMPA, FL	MTC	FOB PLANT	12/00	F02	0.20	139,077	2,136	\$38.0583
2	AVON PARK PEAKERS	BP OIL COMPANY	TAMPA, FL	MTC	FOB PLANT	12/00	F02	0.35	138,418	3,923	\$39.2635
3	BARTOW	NO DELIVERIES									
4	BARTOW PEAKERS	CENTRAL OIL COMPANY	TAMPA, FL	MTC	FOB PLANT	12/00	F02	0.20	138,077	8,650	\$38.2827
5	BARTOW PEAKERS	CENTRAL OIL COMPANY	TAMPA, FL	MTC	FOB PLANT	12/00	F02	0.49	138,000	8,650	\$38.2827
6	BARTOW FUEL TERMINAL-UNIT 2	RIO ENERGY INTERNATIONAL INC.	HOUSTON, TX	MTC	FOB TERMINAL	12/00	F06	2.39	153,691	5,276	\$23.0675
7	BARTOW FUEL TERMINAL-UNIT 2	RIO ENERGY INTERNATIONAL INC.	HOUSTON, TX	MTC	FOB TERMINAL	12/00	F06	1.29	151,321	35,565	\$23.0703
8	BARTOW NORTH FUEL TERMINAL	RIO ENERGY INTERNATIONAL INC.	HOUSTON, TX	MTC	FOB TERMINAL	12/00	F06	2.39	153,691	119,434	\$23.0701
9	BARTOW SOUTH FUEL TERMINAL	RIO ENERGY INTERNATIONAL INC.	HOUSTON, TX	MTC	FOB TERMINAL	12/00	F06	1.00	153,270	130,457	\$25.0701
10	BARTOW SOUTH FUEL TERMINAL	RIO ENERGY INTERNATIONAL INC.	HOUSTON, TX	MTC	FOB TERMINAL	12/00	F06	1.29	151,321	91,007	\$25.0938
11	BARTOW SOUTH FUEL TERMINAL	RIO ENERGY INTERNATIONAL INC.	HOUSTON, TX	MTC	FOB TERMINAL	12/00	F06	1.28	155,784	213,477	\$25.0701
12	BAYBORO PEAKERS	CENTRAL OIL COMPANY	TAMPA, FL	MTC	FOB PLANT	12/00	F02	0.49	138,000	9,960	\$43.0027
13	BAYBORO PEAKERS	CENTRAL OIL COMPANY	TAMPA, FL	MTC	FOB PLANT	12/00	F02	0.20	139,077	9,966	\$38.2811
14	CRYSTAL RIVER NORTH	BP OIL COMPANY	TAMPA, FL	MTC	FOB PLANT	12/00	F02	0.35	138,744	11,230	\$42.3294
15	CRYSTAL RIVER SOUTH	BP OIL COMPANY	TAMPA, FL	MTC	FOB PLANT	12/00	F02	0.35	138,744	1,069	\$42.3295
16	DEBARY PEAKERS	BP OIL COMPANY	TAMPA, FL	MTC	FOB PLANT	12/00	F02	0.16	138,912	6,277	\$40.7005
17	DEBARY PEAKERS	BP OIL COMPANY	TAMPA, FL	MTC	FOB PLANT	12/00	F02	0.34	138,395	26,489	\$41.5974
18	HINES PLANT PEAKERS	NO DELIVERIES									

**DECLASSIFIED**  
**CONFIDENTIAL**

03 0001-ET

DOCUMENT NUMBER-DATE  
**02773** MAR-16  
 FPSC-RECORDS/REPORTING













**MONTHLY REPORT OF COST AND QUALITY OF COAL FOR ELECTRIC PLANTS  
ORIGIN, TONNAGE, DELIVERED PRICE AND AS RECEIVED QUALITY**

- 1. Report for: Mo. December 2000
- 2. Reporting Company: Florida Power Corporation
- 3. Plant Name: Crystal River 1 & 2

4. Name, Title and Telephone Number of Contact Person Concerning Data Submitted on this Form  
Delmar J. Clark Jr., Business Analyst  
(727) 824-6616

SPECIFIED  
CONFIDENTIAL

5. Signature of Official Submitting Report

  
Delmar J. Clark Jr., Business Analyst

6. Date Completed: February 15, 2001

Line No.	Supplier Name	Mine Location	Purchase Type	Transportation Mode	Tons	Effective Purchase Price (\$/Ton)	Total Transportation Cost (\$/Ton)	F.O.B. Plant Price (\$/Ton)	As Received Coal Quality			
									Percent Sulfur (%)	Btu Content (Btu/lb)	Percent Ash (%)	Percent Moisture (%)
(a)	(b)	(c)	(d)	(e)	(f)	(g)	(h)	(i)	(j)	(k)	(l)	(m)
1	Consolidated Coal Sales	08 , Ky , 133	S	UR	19,515	\$25.85	\$16.89	\$42.74	1.11	12,866	7.71	6.36
2	A. T. Massey Coal Company	08 , Ky , 195	MTC	UR	48,474	\$24.00	\$16.89	\$40.89	1.03	12,827	7.48	7.22
3	Quaker Coal Company, Inc.	08 , Ky , 195	STC	UR	19,569	\$29.25	\$16.89	\$46.14	1.02	12,585	9.55	6.47
4	Quaker Coal Company, Inc.	08 , Ky , 195	S	UR	29,332	\$25.05	\$16.89	\$41.94	1.05	12,506	10.58	5.96
5	Transfer Facility	N/A	MTC	OB	31,736	\$38.55	\$8.24	\$46.79	0.83	12,194	12.21	6.81


**MONTHLY REPORT OF COST AND QUALITY OF COAL FOR ELECTRIC PLANTS  
ORIGIN, TONNAGE, DELIVERED PRICE AND AS RECEIVED QUALITY**

- 1. Report for: Mo. December 2000
- 2. Reporting Company: Florida Power Corporation
- 3. Plant Name: Crystal River 1 & 2

**SPECIFIED  
CONFIDENTIAL**

- 4. Name, Title and Telephone Number of Contact Person Concerning Data Submitted on this Form  
Delmar J. Clark Jr., Business Analyst  
(727) 824-6616

- 5. Signature of Official Submitting Report

  
Delmar J. Clark Jr., Business Analyst

- 6. Date Completed: February 15, 2001

Line No.	Supplier Name	Mine Location	Purchase Type	Tons	F.O.B. Mine Price (\$/Ton)	Short Haul & Loading Charges (\$/Ton)	Original Invoice Price (\$/Ton)	Retro-active Price Inc(Dec) (\$/Ton)	Base Price (\$/Ton)	Quality Adjust-ments (\$/Ton)	Effective Purchase Price (\$/Ton)
(a)	(b)	(c)	(d)	(e)	(f)	(g)	(h)	(i)	(j)	(k)	(l)
1	Consolidated Coal Sales	08 , Ky , 133	S	19,515	\$25.85	\$0.00	\$25.85	\$0.00	\$25.85	\$0.00	\$25.85
2	A. T. Massey Coal Company	08 , Ky , 195	MTC	48,474	\$24.00	\$0.00	\$24.00	\$0.00	\$24.00	\$0.00	\$24.00
3	Quaker Coal Company, Inc.	08 , Ky , 195	STC	19,569	\$29.25	\$0.00	\$29.25	\$0.00	\$29.25	\$0.00	\$29.25
4	Quaker Coal Company, Inc.	08 , Ky , 195	S	29,332	\$25.25	\$0.00	\$25.25	(\$0.20)	\$25.05	\$0.00	\$25.05
5	Transfer Facility	N/A	MTC	31,736	\$38.55	\$0.00	\$38.55	N/A	\$38.55	N/A	\$38.55




MONTHLY REPORT OF COST AND QUALITY OF COAL FOR ELECTRIC PLANTS  
ORIGIN, TONNAGE, DELIVERED PRICE AND AS RECEIVED QUALITY

- 1. Report for: Mo. December 2000
- 2. Reporting Company: Florida Power Corporation
- 3. Plant Name: Crystal River 1 & 2

SPECIFIED  
CONFIDENTIAL

- 4. Name, Title and Telephone Number of Contact Person Concerning Data Submitted on this Form  
Delmar J. Clark Jr., Business Analyst  
(727) 824-6616

- 5. Signature of Official Submitting Report

  
Delmar J. Clark Jr., Business Analyst

- 6. Date Completed: February 15, 2001

Line No.	Supplier Name	Mine Location	Shipping Point	Transportation Mode	Tons	Effective Purchase Price (\$/Ton)	Additional Shorthaul & Loading Charges (\$/Ton)	Rail Rate (\$/Ton)	Other Rail Charges (\$/Ton)	River Barge Rate (\$/Ton)	Trans-loading Rate (\$/Ton)	Ocean Barge Rate (\$/Ton)	Other Water Charges (\$/Ton)	Other Related Charges (\$/Ton)	Transportation Charges (\$/Ton)	F.O.B. Plant Price (\$/Ton)
1	Consolidated Coal Sales	08 , Ky , 133	Letcher, Ky	UR	19,515	\$25.85	N/A	\$15.49	\$1.40	N/A	N/A	N/A	\$0.00	\$0.00	\$16.89	\$42.74
2	A. T. Massey Coal Company	08 , Ky , 195	Pike, Ky	UR	48,474	\$24.00	N/A	\$15.49	\$1.40	N/A	N/A	N/A	\$0.00	\$0.00	\$16.89	\$40.89
3	Quaker Coal Company, Inc.	08 , Ky , 195	Pike, Ky	UR	19,569	\$29.25	N/A	\$15.49	\$1.40	N/A	N/A	N/A	\$0.00	\$0.00	\$16.89	\$46.14
4	Quaker Coal Company, Inc.	08 , Ky , 195	Pike, Ky	UR	29,332	\$25.05	N/A	\$15.49	\$1.40	N/A	N/A	N/A	\$0.00	\$0.00	\$16.89	\$41.94
5	Transfer Facility	N/A	Plaquemines Parrish, La	OB	31,736	\$38.55	N/A	N/A	N/A	N/A	N/A	N/A	\$0.00	\$0.00	\$8.24	\$46.79


**MONTHLY REPORT OF COST AND QUALITY OF COAL FOR ELECTRIC PLANTS  
ORIGIN, TONNAGE, DELIVERED PRICE AND AS RECEIVED QUALITY**

- 1. Report for: Mo. December 2000
- 2. Reporting Company: Florida Power Corporation
- 3. Plant Name: Transfer Facility - IMT

SPECIFIED  
CONFIDENTIAL

- 4. Name, Title and Telephone Number of Contact Person Concerning Data Submitted on this Form  
Delmar J. Clark Jr., Business Analyst  
(727) 824-6616

- 5. Signature of Official Submitting Report

  
Delmar J. Clark Jr., Business Analyst

- 6. Date Completed: February 15, 2001

Line No.	Supplier Name	Mine Location	Purchase Type	Transportation Mode	Tons	Effective Purchase Price (\$/Ton)	Total Transportation Cost (\$/Ton)	F.O.B. Plant Price (\$/Ton)	As Received Coal Quality			
									Percent Sulfur (%)	Btu Content (Btu/lb)	Percent Ash (%)	Percent Moisture (%)
(a)	(b)	(c)	(d)	(e)	(f)	(g)	(h)	(i)	(j)	(k)	(l)	(m)
1	Quaker Coal Company, Inc.	08 , Wv , 99	MTC	B	7,441	\$24.75	\$17.23	\$41.98	0.70	12,660	10.32	5.79
2	Black Hawk Synfuel, LLC	08 , Wv , 39	S	B	41,405	\$21.75	\$17.23	\$38.98	0.69	12,255	12.23	6.34
3	Black Hawk Synfuel, LLC	08 , Wv , 39	S	B	5,075	\$21.75	\$17.23	\$38.98	0.67	12,230	11.97	6.67
4	New River Synfuel, LLC	08 , Wv , 39	S	B	53,170	\$22.60	\$17.23	\$39.83	0.67	12,289	11.97	6.36
5	Black Hawk Synfuel, LLC	08 , Wv , 39	S	B	4,989	\$21.00	\$17.23	\$38.23	0.87	12,271	12.55	5.99

**MONTHLY REPORT OF COST AND QUALITY OF COAL FOR ELECTRIC PLANTS  
ORIGIN, TONNAGE, DELIVERED PRICE AND AS RECEIVED QUALITY**

- 1. Report for: Mo. December 2000
- 2. Reporting Company: Florida Power Corporation
- 3. Plant Name: Crystal River 4 & 5

**SPECIFIED  
CONFIDENTIAL**

4. Name, Title and Telephone Number of Contact  
Person Concerning Data Submitted on this Form  
Delmar J. Clark Jr., Business Analyst  
(727) 824-6616

5. Signature of Official Submitting Report

  
Delmar J. Clark Jr., Business Analyst

6. Date Completed: February 15, 2001

Line No.	Supplier Name	Mine Location	Purchase Type	Transportation Mode	Tons	Effective Purchase Price (\$/Ton)	Total Transportation Cost (\$/Ton)	F.O.B. Plant Price (\$/Ton)	As Received Coal Quality			
									Percent Sulfur (%)	Btu Content (Btu/lb)	Percent Ash (%)	Percent Moisture (%)
(a)	(b)	(c)	(d)	(e)	(f)	(g)	(h)	(i)	(j)	(k)	(l)	(m)
1	Powell Mountain Coal Company	08 , Ky , 119	LTC	UR	77,988	\$32.50	\$17.25	\$49.75	0.72	12,904	7.31	6.69
2	Quaker Coal Company, Inc.	08 , Ky , 195	MTC	UR	19,537	\$24.75	\$16.88	\$41.63	0.69	12,685	8.29	7.37
3	Transfer Facility	N/A	MTC	OB	111,174	\$41.29	\$8.24	\$49.53	0.69	12,267	11.82	6.42

**MONTHLY REPORT OF COST AND QUALITY OF COAL FOR ELECTRIC PLANTS  
ORIGIN, TONNAGE, DELIVERED PRICE AND AS RECEIVED QUALITY**

- 1. Report for: Mo. December 2000
- 2. Reporting Company: Florida Power Corporation
- 3. Plant Name: Crystal River 4 & 5

**SPECIFIED  
CONFIDENTIAL**

- 4. Name, Title and Telephone Number of Contact Person Concerning Data Submitted on this Form  
Delmar J. Clark Jr., Business Analyst  
(727) 824-6616

- 5. Signature of Official Submitting Report

  
Delmar J. Clark Jr., Business Analyst

- 6. Date Completed: February 15, 2001

Line No.	Supplier Name	Mine Location	Purchase Type	Tons	F.O.B. Mine Price (\$/Ton)	Short Haul & Loading Charges (\$/Ton)	Original Invoice Price (\$/Ton)	Retro-active Price Inc(Dec) (\$/Ton)	Base Price (\$/Ton)	Quality Adjust-ments (\$/Ton)	Effective Purchase Price (\$/Ton)
(a)	(b)	(c)	(d)	(e)	(f)	(g)	(h)	(i)	(j)	(k)	(l)
1	Powell Mountain Coal Company	08 , Ky , 119	LTC	77,988	\$32.50	\$0.00	\$32.50	\$0.00	\$32.50	\$0.00	\$32.50
2	Quaker Coal Company, Inc.	08 , Ky , 195	MTC	19,537	\$24.75	\$0.00	\$24.75	\$0.00	\$24.75	\$0.00	\$24.75
3	Transfer Facility	N/A	MTC	111,174	\$41.29	\$0.00	\$41.29	N/A	\$41.29	N/A	\$41.29


**MONTHLY REPORT OF COST AND QUALITY OF COAL FOR ELECTRIC PLANTS  
ORIGIN, TONNAGE, DELIVERED PRICE AND AS RECEIVED QUALITY**

- 1. Report for: Mo. December 2000
- 2. Reporting Company: Florida Power Corporation
- 3. Plant Name: Transfer Facility - IMT

SPECIFIED  
CONFIDENTIAL

- 4. Name, Title and Telephone Number of Contact Person Concerning Data Submitted on this Form  
Delmar J. Clark Jr., Business Analyst  
(727) 824-6616

- 5. Signature of Official Submitting Report

  
Delmar J. Clark Jr., Business Analyst

- 6. Date Completed: February 15, 2001

Line No.	Supplier Name	Mine Location	Purchase Type	Tons	F.O.B. Mine Price (\$/Ton)	Short Haul & Loading Charges (\$/Ton)	Original Invoice Price (\$/Ton)	Retro-active Price Inc(Dec) (\$/Ton)	Base Price (\$/Ton)	Quality Adjustments (\$/Ton)	Effective Purchase Price (\$/Ton)
(a)	(b)	(c)	(d)	(e)	(f)	(g)	(h)	(i)	(j)	(k)	(l)
1	Quaker Coal Company, Inc.	08 , Wv , 99	MTC	7,441	\$24.75	\$0.00	\$24.75	\$0.00	\$24.75	\$0.00	\$24.75
2	Black Hawk Synfuel, LLC	08 , Wv , 39	S	41,405	\$21.75	\$0.00	\$21.75	\$0.00	\$21.75	\$0.00	\$21.75
3	Black Hawk Synfuel, LLC	08 , Wv , 39	S	5,075	\$21.75	\$0.00	\$21.75	\$0.00	\$21.75	\$0.00	\$21.75
4	New River Synfuel, LLC	08 , Wv , 39	S	53,170	\$22.60	\$0.00	\$22.60	\$0.00	\$22.60	\$0.00	\$22.60
5	Black Hawk Synfuel, LLC	08 , Wv , 39	S	4,989	\$21.00	\$0.00	\$21.00	\$0.00	\$21.00	\$0.00	\$21.00



**MONTHLY REPORT OF COST AND QUALITY OF COAL FOR ELECTRIC PLANTS  
ORIGIN, TONNAGE, DELIVERED PRICE AND AS RECEIVED QUALITY**

1. Report for: Mo. December 2000  
 2. Reporting Company: Florida Power Corporation  
 3. Plant Name: Crystal River 4 & 5

SPECIFIED  
CONFIDENTIAL

4. Name, Title and Telephone Number of Contact  
 Person Concerning Data Submitted on this Form  
 Delmar J. Clark Jr., Business Analyst  
 (727) 824-6616

5. Signature of Official Submitting Report

  
 Delmar J. Clark Jr., Business Analyst

6. Date Completed: February 15, 2001

Line No.	Supplier Name	Mine Location	Shipping Point	Transportation Mode	Tons	Effective Purchase Price (\$/Ton)	Additional Shorthaul & Loading Charges (\$/Ton)	Rail Rate (\$/Ton)	Other Rail Charges (\$/Ton)	River Barge Rate (\$/Ton)	Trans-loading Rate (\$/Ton)	Ocean Barge Rate (\$/Ton)	Other Water Charges (\$/Ton)	Other Related Charges (\$/Ton)	Transportation Charges (\$/Ton)	F.O.B. Plant Price (\$/Ton)
(a)	(b)	(c)	(d)	(e)	(f)	(g)	(h)	(i)	(j)	(k)	(l)	(m)	(n)	(o)	(p)	(q)
1	Powell Mountain Coal Company	08 , Ky , 119	Knott, Ky	UR	77,988	\$32.50	N/A	\$15.86	\$1.39	N/A	N/A	N/A	\$0.00	\$0.00	\$17.25	\$49.75
2	Quaker Coal Company, Inc.	08 , Ky , 195	Pike, Ky	UR	19,537	\$24.75	N/A	\$15.49	\$1.39	N/A	N/A	N/A	\$0.00	\$0.00	\$16.88	\$41.63
3	Transfer Facility	N/A	Plaquemines Parrish, La	OB	111,174	\$41.29	N/A	N/A	N/A	N/A	N/A	N/A	\$0.00	\$0.00	\$8.24	\$49.53



**MONTHLY REPORT OF COST AND QUALITY OF COAL FOR ELECTRIC PLANTS  
ORIGIN, TONNAGE, DELIVERED PRICE AND AS RECEIVED QUALITY**

- 1. Report for: Mo. December 2000
- 2. Reporting Company: Florida Power Corporation
- 3. Plant Name: Transfer Facility - IMT

SPECIFIED  
CONFIDENTIAL

- 4. Name, Title and Telephone Number of Contact Person Concerning Data Submitted on this Form  
Delmar J. Clark Jr., Business Analyst  
(727) 824-6616

5. Signature of Official Submitting Report

  
Delmar J. Clark Jr., Business Analyst

6. Date Completed: February 15, 2001

Line No.	Supplier Name	Mine Location	Shipping Point	Transportation Mode	Tons	Effective Purchase Price (\$/Ton)	Additional Shorthaul & Loading Charges (\$/Ton)	Rail Rate (\$/Ton)	Other Rail Charges (\$/Ton)	River Barge Rate (\$/Ton)	Trans-loading Rate (\$/Ton)	Ocean Barge Rate (\$/Ton)	Other Water Charges (\$/Ton)	Other Related Charges (\$/Ton)	Transportation Charges (\$/Ton)	F.O.B. Plant Price (\$/Ton)
1	Quaker Coal Company, Inc.	08 , Wv ,	99 Wayne, Wv	B	7,441	\$24.75	N/A	N/A	N/A	N/A	N/A	N/A	N/A	N/A	\$17.23	\$41.98
2	Black Hawk Synfuel, LLC	08 , Wv ,	39 Kanawha, Wv	B	41,405	\$21.75	N/A	N/A	N/A	N/A	N/A	N/A	N/A	N/A	\$17.23	\$38.98
3	Black Hawk Synfuel, LLC	08 , Wv ,	39 Kanawha, Wv	B	5,075	\$21.75	N/A	N/A	N/A	N/A	N/A	N/A	N/A	N/A	\$17.23	\$38.98
4	New River Synfuel, LLC	08 , Wv ,	39 Kanawha, Wv	B	53,170	\$22.60	N/A	N/A	N/A	N/A	N/A	N/A	N/A	N/A	\$17.23	\$39.83
5	Black Hawk Synfuel, LLC	08 , Wv ,	39 Kanawha, Wv	B	4,989	\$21.00	N/A	N/A	N/A	N/A	N/A	N/A	N/A	N/A	\$17.23	\$38.23


**MONTHLY REPORT OF COST AND QUALITY OF COAL FOR ELECTRIC PLANTS  
REPORT OF ADJUSTMENTS TO PREVIOUS COAL DELIVERIES**

- 1. Report for: Mo. December 2000
- 2. Reporting Company: Florida Power Corporation
- 3. Plant Name: Crystal River 1 & 2

SPECIFIED  
CONFIDENTIAL

- 4. Name, Title and Telephone Number of Contact Person Concerning Data Submitted on this Form  
Delmar J. Clark Jr., Business Analyst  
(727) 824-6616

- 5. Signature of Official Submitting Report

  
Delmar J. Clark Jr., Business Analyst

- 6. Date Completed: January 15, 2001

Line No.	Month Reported	Form Plant Name	Intended Generating Plant	Supplier	Original Line Number	Old Volume (tons)	Form No.	Column Title	Old Value	New Value	New F.O.B. Plant Price	Reason for Revision
(a)	(b)	(c)	(d)	(e)	(f)	(g)	(h)	(i)	(j)	(k)	(l)	(m)
1	11/00	CR1&2	CR1&2	Consolidated Coal Sales	3	19,530	2A	(k) Quality Adjustments	\$ -	\$ 0.07	\$ 43.53	Quality Adjustment
2	11/00	CR1&2	CR1&2	Quaker Coal Company, Inc.	2	39,551	2A	(k) Quality Adjustments	\$ -	\$ 0.23	\$ 42.89	Quality Adjustment

**MONTHLY REPORT OF COST AND QUALITY OF COAL FOR ELECTRIC PLANTS  
REPORT OF ADJUSTMENTS TO PREVIOUS COAL DELIVERIES**

- 1. Report for: Mo. December 2000
- 2. Reporting Company: Florida Power Corporation
- 3. Plant Name: Crystal River 4 & 5

SPECIFIED  
CONFIDENTIAL

4. Name, Title and Telephone Number of Contact Person Concerning Data Submitted on this Form  
Delmar J. Clark Jr., Business Analyst  
(727) 824-6616

5. Signature of Official Submitting Report

  
Delmar J. Clark Jr., Business Analyst

6. Date Completed: January 15, 2001

Line No.	Month Reported	Form Plant Name	Intended Generating Plant	Supplier	Original Line Number	Old Volume (tons)	Form No.	Column Title	Old Value	New Value	New F.O.B. Plant Price	Reason for Revision
(a)	(b)	(c)	(d)	(e)	(f)	(g)	(h)	(i)	(j)	(k)	(l)	(m)
1	10/00	CR4&5	CR4&5	Aquila Energy	4	9,567	2A	(k) Quality Adjustments	\$ -	\$ 0.55	\$ 44.41 ✓	Quality Adjustment
2	11/00	CR4&5	CR4&5	Quaker Coal Company, Inc.	3	9,887	2A	(k) Quality Adjustments	\$ -	\$ 0.22	\$ 46.85 ✓	Quality Adjustment
3	02/00	CR4&5	CR4&5	Quaker Coal Company, Inc.	4	50,871	2A	(k) Quality Adjustments	\$ -	\$ 0.78	\$ 43.04 ✓	Quality Adjustment
4	05/00	CR4&5	CR4&5	Quaker Coal Company, Inc.	3	39,642	2A	(k) Quality Adjustments	\$ -	\$ 0.27	\$ 42.15 ✓	Quality Adjustment
5	10/00	CR4&5	CR4&5	Quaker Coal Company, Inc.	5	19,445	2A	(k) Quality Adjustments	\$ -	\$ 0.29	\$ 43.40 ✓	Quality Adjustment
6	11/00	CR4&5	CR4&5	Quaker Coal Company, Inc.	2	29,117	2A	(k) Quality Adjustments	\$ -	\$ 0.42	\$ 42.80 ✓	Quality Adjustment
7	01/00	CR4&5	CR4&5	Mapco Coal Sales	5	9,949	2A	(k) Quality Adjustments	\$ -	\$ 0.45	\$ 42.53 ✓	Quality Adjustment

**MONTHLY REPORT OF COST AND QUALITY OF COAL FOR ELECTRIC PLANTS  
REPORT OF ADJUSTMENTS TO PREVIOUS COAL DELIVERIES**

- 1. Report for: Mo. December 2000
- 2. Reporting Company: Florida Power Corporation
- 3. Plant Name: Transfer Facility - IMT

**SPECIFIED  
CONFIDENTIAL**

- 4. Name, Title and Telephone Number of Contact  
Person Concerning Data Submitted on this Form  
Delmar J. Clark Jr., Business Analyst  
(727) 824-6616

- 5. Signature of Official Submitting Report



Delmar J. Clark Jr., Business Analyst

- 6. Date Completed: January 15, 2001

Line No.	Month Reported	Form Plant Name	Intended Generating Plant	Supplier	Original Line Number	Old Volume (tons)	Form No.	Column Title	Old Value	New Value	New F.O.B. Plant Price	Reason for Revision
(a)	(b)	(c)	(d)	(e)	(f)	(g)	(h)	(i)	(j)	(k)	(l)	(m)
1	06/00	Transfer Facility-IMT		Sandy River Synfuel LLC	4	10,231	2A	(k) Quality Adjustments	\$ -	\$ 0.03	\$ 37.61 ✓	Quality Adjustment
2	06/00	Transfer Facility-IMT		Sandy River Synfuel LLC	5	29,808	2A	(k) Quality Adjustments	\$ -	\$ 0.03	\$ 37.61 ✓	Quality Adjustment
3	07/00	Transfer Facility-IMT		Sandy River Synfuel LLC	3	12,062	2A	(k) Quality Adjustments	\$ -	\$ 0.10	\$ 37.68 ✓	Quality Adjustment
4	08/00	Transfer Facility-IMT		Sandy River Synfuel LLC	4	71,089	2A	(k) Quality Adjustments	\$ -	\$ (0.16)	\$ 44.84 ✓	Quality Adjustment
5	08/00	Transfer Facility-IMT		Sandy River Synfuel LLC	4	71,089	2A	(k) Quality Adjustments	\$ -	\$ (0.48)	\$ 44.36 ✓	SO2 Quality Adjustment
6	10/00	Transfer Facility-IMT		Sandy River Synfuel LLC	2	72,674	2A	(k) Quality Adjustments	\$ -	\$ (0.12)	\$ 45.13 ✓	Quality Adjustment
7	02/00	Transfer Facility-IMT		Black Hawk Synfuel LLC	6	62,806	2A	(k) Quality Adjustments	\$ -	\$ (0.35)	\$ 36.88 ✓	Quality Adjustment
8	03/00	Transfer Facility-IMT		Black Hawk Synfuel LLC	5	3,971	2A	(k) Quality Adjustments	\$ -	\$ (0.28)	\$ 36.95 ✓	Quality Adjustment
9	03/00	Transfer Facility-IMT		Black Hawk Synfuel LLC	6	71,091	2A	(k) Quality Adjustments	\$ -	\$ (0.01)	\$ 36.72 ✓	Quality Adjustment
10	03/00	Transfer Facility-IMT		Black Hawk Synfuel LLC	7	38,914	2A	(k) Quality Adjustments	\$ -	\$ 0.15	\$ 36.88 ✓	Quality Adjustment