

CONFIDENTIAL

090001-EI

DOCUMENT NUMBER-DATE

09660 OCT 20 08

FPSC-COMMISSION CLERK

FPSC FORM 423-1

MONTHLY REPORT OF COST AND QUALITY OF FUEL FOR ELECTRIC PLANTS
ORIGIN, VOLUME, DELIVERED PRICE AND AS RECEIVED QUALITY

1. REPORTING MONTH: 08/2006
2. REPORTING COMPANY: FLORIDA POWER

3. NAME, TITLE & TELEPHONE NUMBER OF CONTACT PERSON CONCERNING DATA

SUBMITTED ON THIS FORM: DAPHNE INGRAM, (919) 546-7908

4. SIGNATURE OF OFFICIAL SUBMITTED REPORT:

JAMES KING
MANAGER, REGULATED BACK OFFICE

5. DATE COMPLETED: 9/26/2006

LINE NO.	PLANT NAME	SUPPLIER NAME	SHIPPING POINT	PURCHASE TYPE	DELIVERY LOCATION	DELIVERY DATE	TYPE OIL	SULFUR CONTENT (%)	BTU CONTENT (Btu/gal)	VOLUME (Bbls)	DELIVERED PRICE (\$/Bbl)
1	Anclote	Transfer Facility	Central Tampa Tank Farm	N/A	FOB PLANT	8/2006	FO2	0.50	138,000	1,204	\$2,5019
2	Avon Park Peakers	Transfer Facility	Central Tampa Tank Farm	N/A	FOB PLANT	8/2006	FO2	0.50	138,000	1,032	\$3,6120
3	Bartow Peakers	Martin Product Sales	New Orleans, LA	S	FOB PLANT	8/2006	FO2	0.37	139,971	30,235	\$88,7847
4	Bartow Steam Plant	RIO Energy International Inc.	Houston, TX	MTC	FOB TERMINAL	8/2006	FO6	1.46	157,907	887,030	\$41,7541
5	Bayboro Peakers	Transfer Facility	Central Tampa Tank Farm	N/A	FOB PLANT	8/2006	FO2	0.50	138,000	51,803	\$4,3449
6	Central Tampa Tank Farm	Martin Product Sales	New Orleans, LA	S	FOB TERMINAL	8/2006	FO2	0.34	139,986	40,942	\$88,2119
7	Crystal River	Transfer Facility	Central Tampa Tank Farm	N/A	FOB PLANT	8/2006	FO2	0.50	138,000	5,847	\$3,5963
8	DeBary Peakers	Colonial Oil Industries Inc.	Jacksonville, FL	MTC	FOB PLANT	8/2006	FO2	0.28	138,000	33,112	\$90,8672
9	Intercession City Peakers	BP Products North America Inc	Central Florida Pipeline, FL	MTC	FOB PLANT	8/2006	FO2	0.00	138,076	30,618	\$98,1396
10	Intercession City Peakers	Transfer Facility	Central Tampa Tank Farm	N/A	FOB PLANT	8/2006	FO2	0.50	138,000	15,828	\$2,8709
11	Rio Pinar Peakers	Transfer Facility	Central Tampa Tank Farm	N/A	FOB PLANT	8/2006	FO2	0.50	138,000	687	\$4,2840
12	Suwannee Steam Plant	Colonial Oil Industries Inc.	Jacksonville, FL	S	FOB PLANT	8/2006	FO6	0.94	154,556	57,589	\$55,6383
13	Suwannee Steam Plant	RIO Energy International Inc.	St. Marks, FL	MTC	FOB PLANT	8/2006	FO6	0.91	159,149	60,995	\$59,4051
14	Suwannee Steam Plant	TexPar Energy LLC	Toledo, OH	S	FOB PLANT	8/2006	FO6	1.08	154,119	8,175	\$58,2684
15	Suwannee Steam Plant	TexPar Energy LLC	Salt Lake City, UT	S	FOB PLANT	8/2006	FO6	0.98	154,311	938	\$53,8765
16	Turner Peakers	Colonial Oil Industries Inc.	Jacksonville, FL	MTC	FOB PLANT	8/2006	FO2	0.28	138,000	8,700	\$88,8936
17	Turner Peakers	Transfer Facility	Central Tampa Tank Farm	N/A	FOB PLANT	8/2006	FO2	0.50	138,000	6,524	\$4,5142

5-11-09
DECLASSIFIED

CONFIDENTIAL

FPSC FORM 423-1(a)

MONTHLY REPORT OF COST AND QUALITY OF FUEL FOR ELECTRIC PLANTS
ORIGIN, VOLUME, DELIVERED PRICE AND AS RECEIVED QUALITY

SPECIFIED CONFIDENTIAL

1. REPORTING 08/2006
2. REPORTING FLORIDA POWER CORPORATION

3. NAME, TITLE & TELEPHONE NUMBER OF CONTACT PERSON CONCERNING DATA

SUBMITTED ON THIS FORM: DAPHNE INGRAM, (919) 546-7908

4. SIGNATURE OF OFFICIAL SUBMITTED REPORT:

JAMES KING
MANAGER, REGULATED BACK OFFICE

5. DATE COMPLETED: 9/26/2006

LINE NO	PLANT	SUPPLIER	DELIVERY LOCATION	DELIVERY DATE	TYPE OIL	VOLUME (Bbl)	INVOICE PRICE (\$/Bbl)	INVOICE AMOUNT (\$)	DISCOUNT (\$)	NET AMOUNT (\$)	NET PRICE (\$/Bbl)	QUALITY ADJUST (\$/Bbl)	EFFECTIVE PURCHASE PRICE (\$/Bbl)	TO TERMINAL (\$/Bbl)	ADDITIONAL TRANSPORT (\$/Bbl)	OTHER CHARGE (\$/Bbl)	DELIVERED PRICE (\$/Bbl)	
(a)	(b)	(c)	(d)	(e)	(f)	(g)	(h)	(i)	(j)	(k)	(l)	(m)	(n)	(o)	(p)	(q)	(r)	
1	Anclote	Transfer Facility	FOB PLANT	8/2006	FO2	1,204	\$0.00	\$0.00	\$0.00	\$0.00	\$0.00	\$0.00	\$0.00	\$2.50	\$0.00	\$2.50	\$0.00	\$2.50
2	Avon Park Peakers	Transfer Facility	FOB PLANT	8/2006	FO2	1,032	\$0.00	\$0.00	\$0.00	\$0.00	\$0.00	\$0.00	\$0.00	\$3.61	\$0.00	\$3.61	\$0.00	\$3.61
3	Bartow Peakers	Martin Product Sales	FOB PLANT	8/2006	FO2	30,235	\$85.62	\$2,588,784.40	\$0.00	\$2,588,784.40	\$85.62	\$0.00	\$85.62	\$3.41	\$0.00	\$0.00	(\$0.25)	\$88.78
4	Bartow Steam Plant	RIO Energy International Inc.	FOB TERMINAL	8/2006	FO6	887,030	\$51.98	\$46,111,799.71	\$0.00	\$46,111,799.71	\$51.98	\$0.29	\$52.28	\$0.62	\$0.00	(\$11.14)	\$41.75	
5	Bayboro Peakers	Transfer Facility	FOB PLANT	8/2006	FO2	51,803	\$0.00	\$0.00	\$0.00	\$0.00	\$0.00	\$0.00	\$5.55	\$0.00	\$5.55	(\$1.21)	\$4.34	
6	Central Tampa Tank Farm	Martin Product Sales	FOB TERMINAL	8/2006	FO2	40,942	\$85.62	\$3,505,415.09	\$0.00	\$3,505,415.09	\$85.62	\$0.00	\$85.62	\$2.52	\$0.00	\$0.07	\$88.21	
7	Crystal River	Transfer Facility	FOB PLANT	8/2006	FO2	5,847	\$0.00	\$0.00	\$0.00	\$0.00	\$0.00	\$0.00	\$3.60	\$0.00	\$3.60	\$0.00	\$3.60	
8	DeBary Peakers	Colonial Oil Industries Inc.	FOB PLANT	8/2006	FO2	33,112	\$88.71	\$2,937,365.78	\$0.00	\$2,937,365.78	\$88.71	\$0.00	\$88.71	\$2.44	\$0.00	(\$0.28)	\$90.87	
9	Intercession City Peakers	BP Products North America Inc	FOB PLANT	8/2006	FO2	30,618	\$97.84	\$2,995,679.47	\$0.00	\$2,995,679.47	\$97.84	\$0.00	\$97.84	\$0.51	\$0.00	(\$0.21)	\$98.14	
10	Intercession City Peakers	Transfer Facility	FOB PLANT	8/2006	FO2	15,828	\$0.00	\$0.00	\$0.00	\$0.00	\$0.00	\$0.00	\$2.88	\$0.00	\$2.88	(\$0.01)	\$2.87	
11	Rio Pinar Peakers	Transfer Facility	FOB PLANT	8/2006	FO2	687	\$0.00	\$0.00	\$0.00	\$0.00	\$0.00	\$0.00	\$4.28	\$0.00	\$4.28	\$0.00	\$4.28	
12	Suwannee Steam Plant	Colonial Oil Industries Inc.	FOB PLANT	8/2006	FO6	57,589	\$48.42	\$2,788,362.56	\$0.00	\$2,788,362.56	\$48.42	\$0.00	\$48.42	\$7.22	\$0.00	\$0.00	\$55.64	
13	Suwannee Steam Plant	RIO Energy International Inc.	FOB PLANT	8/2006	FO6	60,995	\$59.41	\$3,623,415.08	\$0.00	\$3,623,415.08	\$59.41	\$0.00	\$59.41	\$0.00	\$0.00	\$0.00	\$59.41	
14	Suwannee Steam Plant	TexPar Energy LLC	FOB PLANT	8/2006	FO6	8,175	\$58.27	\$476,344.44	\$0.00	\$476,344.44	\$58.27	\$0.00	\$58.27	\$0.00	\$0.00	\$0.00	\$58.27	
15	Suwannee Steam Plant	TexPar Energy LLC	FOB PLANT	8/2006	FO6	938	\$53.88	\$50,536.19	\$0.00	\$50,536.19	\$53.88	\$0.00	\$53.88	\$0.00	\$0.00	\$0.00	\$53.88	
16	Turner Peakers	Colonial Oil Industries Inc.	FOB PLANT	8/2006	FO2	8,700	\$87.29	\$759,419.54	\$0.00	\$759,419.54	\$87.29	\$0.00	\$87.29	\$2.58	\$0.00	(\$0.98)	\$88.89	
17	Turner Peakers	Transfer Facility	FOB PLANT	8/2006	FO2	6,524	\$0.00	\$0.00	\$0.00	\$0.00	\$0.00	\$0.00	\$4.55	\$0.00	\$4.55	(\$0.04)	\$4.51	


DECLASSIFIED

MONTHLY REPORT OF COST AND QUALITY OF COAL FOR ELECTRIC PLANTS
ORIGIN, TONNAGE, DELIVERED PRICE AND AS RECEIVED QUALITY

- 1. Report for: Mo. August 2006
- 2. Reporting Company: Florida Power Corporation
- 3. Plant Name: McDuffie Coal Terminal

4. Name, Title and Telephone Number of Contact
Person Concerning Data Submitted on this Form
Jon Putnam - Business Financial Analyst
(919) 546-6368

5. Signature of Official Submitting Report


James A. King - Regulated Back Office Manager

6. Date Completed: October 10, 2006

Line No.	Supplier Name	Mine Location	Purchase Type	Transportation Mode	Tons	Effective Purchase Price (\$/Ton)	Total Transportation Cost (\$/Ton)	F.O.B. Plant Price (\$/Ton)	As Received Coal Quality			
									Percent Sulfur (%)	Btu Content (Btu/lb)	Percent Ash (%)	Percent Moisture (%)
(a)	(b)		(d)	(e)	(f)	(g)	(h)	(i)	(j)	(k)	(l)	(m)
1	Interocean Coal Sales Ldc	999, IM, 45	MTC	OB	86,988	\$54.44	\$0.00	\$54.44	0.50	11,581	5.27	12.02

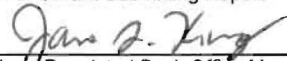
DECLASSIFIED

MONTHLY REPORT OF COST AND QUALITY OF COAL FOR ELECTRIC PLANTS
ORIGIN, TONNAGE, DELIVERED PRICE AND AS RECEIVED QUALITY

- 1. Report for: Mo. August 2006
- 2. Reporting Company: Florida Power Corporation
- 3. Plant Name: Transfer Facility - IMT

4. Name, Title and Telephone Number of Contact
Person Concerning Data Submitted on this Form
Jon Putnam - Business Financial Analyst
(919) 546-6368

5. Signature of Official Submitting Report


James A. King, Regulated Back Office Manager

6. Date Completed: October 10, 2006

Line No.	Supplier Name	Mine Location	Purchase Type	Transportation Mode	Tons	Effective Purchase Price (\$/Ton)	Total Transportation Cost (\$/Ton)	F.O.B. Plant Price (\$/Ton)	As Received Coal Quality			
									Percent Sulfur (%)	Btu Content (Btu/lb)	Percent Ash (%)	Percent Moisture (%)
(a)	(b)	(c)	(d)	(e)	(f)	(g)	(h)	(i)	(j)	(k)	(l)	(m)
1	Central Coal Company	8, WV, 39	MTC	B	24,562	\$51.06	\$11.99	\$63.05	0.71	12,443	11.76	5.60
2	Glencore Ltd.	999, IM, 45	MTC	OB	77,164	\$62.25	\$3.88	\$66.13	0.62	12,179	6.02	9.30
3	Guasare Coal International NV	999, IM, 50	MTC	OB	96,241	\$68.74	\$1.64	\$70.38	0.59	13,087	5.91	6.97
4	Kanawha River Terminals Inc.	8, WV, 39	MTC	B	18,173	\$60.82	\$12.10	\$72.92	0.64	12,404	12.07	6.28
5	Kanawha River Terminals Inc.	8, WV, 39	MTC	B	25,134	\$61.70	\$12.34	\$74.04	0.65	12,440	11.04	7.03

DECLASSIFIED

MONTHLY REPORT OF COST AND QUALITY OF COAL FOR ELECTRIC PLANTS
ORIGIN, TONNAGE, DELIVERED PRICE AND AS RECEIVED QUALITY

- 1 Report for: Mo August 2006
- 2 Reporting Company: Florida Power Corporation
- 3 Plant Name: Crystal River 1 & 2

4. Name, Title and Telephone Number of Contact Person Concerning Data Submitted on this Form
Jon Putnam - Business Financial Analyst
(919) 546-6368

5. Signature of Official Submitting Report

James A. King
James A. King - Regulated Back Office Manager

6 Date Completed: October 10, 2006

Line No.	Supplier Name	Mine Location	Purchase Type	Transportation Mode	Tons	Effective Purchase Price (\$/Ton)	Total Transportation Cost (\$/Ton)	F.O.B. Plant Price (\$/Ton)	As Received Coal Quality				
									Percent Sulfur (%)	Btu Content (Btu/lb)	Percent Ash (%)	Percent Moisture (%)	
(a)	(b)	(c)	(d)	(e)	(f)	(g)	(h)	(i)	(j)	(k)	(l)	(m)	
1	Alpha Coal Sales Co. LLC	8, KY, 119	MTC	UR	10,722	\$45.29	\$31.07	\$76.36	0.80	12,700	9.68	5.75	✓
2	B&W Resources Inc	8, KY, 51	MTC	UR	10,469	\$52.50	\$29.65	\$82.15	0.90	12,362	11.57	5.20	✓
3	B&W Resources Inc	8, KY, 51	MTC	UR	10,800	\$46.50	\$29.67	\$76.17	0.96	12,318	11.70	4.81	✓
4	Consol Energy Inc.	8, KY, 119	MTC	UR	46,693	\$56.61	\$29.75	\$86.36	0.98	12,523	9.62	6.20	✓
5	Constellation Energy Commodities Inc.	8, VA, 105	S	UR	3,230	\$55.76	\$29.66	\$85.42	0.77	12,829	7.34	5.95	✓
6	Massey Utility Sales Company	8, WV, 5	MTC	UR	1,076	\$51.75	\$31.50	\$83.25	0.75	12,322	12.82	6.05	✓
7	Massey Utility Sales Company	8, WV, 81	MTC	UR	10,161	\$51.75	\$31.45	\$83.20	0.86	12,952	9.60	6.02	✓
8	Sequoia Energy LLC	8, KY, 95	MTC	UR	19,830	\$48.92	\$29.68	\$78.60	1.02	13,220	7.99	3.83	✓


DECLASSIFIED

MONTHLY REPORT OF COST AND QUALITY OF COAL FOR ELECTRIC PLANTS
ORIGIN, TONNAGE, DELIVERED PRICE AND AS RECEIVED QUALITY

- 1. Report for: Mo. August 2006
- 2. Reporting Company: Florida Power Corporation
- 3. Plant Name: Crystal River 4 & 5

4. Name, Title and Telephone Number of Contact
Person Concerning Data Submitted on this Form
Jon Putnam - Business Financial Analyst
(919) 546-6368

5. Signature of Official Submitting Report


James A. King - Regulated Back Office Manager

6. Date Completed: October 10, 2006

Line No.	Supplier Name	Mine Location	Purchase Type	Transportation Mode	Tons	Effective Purchase Price (\$/Ton)	Total Transportation Cost (\$/Ton)	F.O.B. Plant Price (\$/Ton)	As Received Coal Quality			
									Percent Sulfur (%)	Btu Content (Btu/lb)	Percent Ash (%)	Percent Moisture (%)
(a)	(b)	(c)	(d)	(e)	(f)	(g)	(h)	(i)	(j)	(k)	(l)	(m)
1	Alliance MC Mining	8, KY, 195	LTC	UR	49,940	\$61.00	\$29.35	\$90.35	0.71	12,641	9.04	6.60
2	CAM-Kentucky LLC	8, KY, 195	MTC	UR	21,686	\$34.75	\$29.38	\$64.13	0.73	12,798	9.90	5.08
3	Constellation Energy Commodities Group Inc	8, WV, 45	S	UR	10,933	\$54.21	\$31.05	\$85.26	0.71	12,209	11.64	6.51
4	Constellation Energy Commodities Group Inc	8, WV, 45	S	UR	9,909	\$53.97	\$31.11	\$85.08	0.64	12,155	12.60	7.68
5	Constellation Energy Commodities Group Inc	8, VA, 105	S	UR	6,684	\$55.76	\$29.26	\$85.02	0.77	12,829	7.34	5.95
6	Massey Utility Sales Company	8, WV, 5	MTC	UR	34,641	\$60.50	\$31.08	\$91.58	0.72	12,573	12.62	5.07
7	Transfer Facility	N/A	N/A	GB	141,687	\$66.38	\$8.82	\$75.20	0.65	12,143	8.18	9.30
8	Transfer Facility	N/A	N/A	GB	103,868	\$54.08	\$8.73	\$62.81	0.52	11,568	5.36	11.95

FPSC FORM


DECLASSIFIED

MONTHLY REPORT OF COST AND QUALITY OF COAL FOR ELECTRIC PLANTS
ORIGIN, TONNAGE, DELIVERED PRICE AND AS RECEIVED QUALITY

- 1. Report for: Mo. August 2006
- 2. Reporting Company: Florida Power Corporation
- 3. Plant Name: McDuffie Coal Terminal

4. Name, Title and Telephone Number of Contact
Person Concerning Data Submitted on this Form
Jon Putnam - Business Financial Analyst
(919) 546-6368

5. Signature of Official Submitting Report


James A. King - Regulated Back Office Manager

6. Date Completed: October 10, 2006

Line No.	Supplier Name	Mine Location	Purchase Type	Tons	F.O.B. Mine Price (\$/Ton)	Short Haul & Loading Charges (\$/Ton)	Original Invoice Price (\$/Ton)	Retro-active Price Increases (\$/Ton)	Base Price (\$/Ton)	Quality Adjustments (\$/Ton)	Effective Purchase Price (\$/Ton)
(a)	(b)	(c)	(d)	(e)	(f)	(g)	(h)	(i)	(j)	(k)	(l)
1	Interocean Coal Sales Ldc	999, IM, 45	MTC	86,988	\$ 55.00	\$0.00	\$55.00	\$0.00	\$55.00	(\$0.56)	\$54.44

DECLASSIFIED

MONTHLY REPORT OF COST AND QUALITY OF COAL FOR ELECTRIC PLANTS
ORIGIN, TONNAGE, DELIVERED PRICE AND AS RECEIVED QUALITY

- 1. Report for: Mo. August 2006
- 2. Reporting Company: Florida Power Corporation
- 3. Plant Name: Transfer Facility - IMT

4. Name, Title and Telephone Number of Contact Person Concerning Data Submitted on this Form
Jon Putnam - Business Financial Analyst
(919) 546-6368

5. Signature of Official Submitting Report

James A. King
James A. King - Regulated Back Office Manager

6. Date Completed: October 10, 2006

Line No.	Supplier Name	Purchase Type	Tons	F.O.B. Mine Price (\$/Ton)	Short Haul & Loading Charges (\$/Ton)	Original Invoice Price (\$/Ton)	Retro-active Price Inc(Dec) (\$/Ton)	Base Price (\$/Ton)	Quality Adjust-ments (\$/Ton)	Effective Purchase Price (\$/Ton)	
(a)	(b)	(c)	(d)	(e)	(f)	(g)	(h)	(i)	(j)	(k)	(l)
1	Central Coal Company	8, WV, 39	MTC	24,562	\$ 51.06	\$0.00	\$51.06	\$0.00	\$51.06	\$0.00	\$51.06
2	Glencore Ltd.	999, IM, 45	MTC	77,164	\$ 63.25	\$0.00	\$63.25	\$0.00	\$63.25	(\$1.00)	\$62.25
3	Guasare Coal International NV	999, IM, 50	MTC	96,241	\$ 67.23	\$0.00	\$67.23	\$0.00	\$67.23	\$1.51	\$68.74
4	Kanawha River Terminals Inc.	8, WV, 39	MTC	18,173	\$ 62.00	\$0.00	\$62.00	\$0.00	\$62.00	(\$1.18)	\$60.82
5	Kanawha River Terminals Inc.	8, WV, 39	MTC	25,134	\$ 62.00	\$0.00	\$62.00	\$0.00	\$62.00	(\$0.30)	\$61.70

DECLASSIFIED

MONTHLY REPORT OF COST AND QUALITY OF COAL FOR ELECTRIC PLANTS
ORIGIN, TONNAGE, DELIVERED PRICE AND AS RECEIVED QUALITY

- 1. Report for: Mo. August 2006
- 2. Reporting Company: Florida Power Corporation
- 3. Plant Name: Crystal River 1 & 2

4. Name, Title and Telephone Number of Contact Person Concerning Data Submitted on this Form
Jon Putnam - Business Financial Analyst
(919) 546-6368

5. Signature of Official Submitting Report

James A. King
James A. King - Regulated Back Office Manager

6. Date Completed: October 10, 2006

Line No.	Supplier Name	Mine Location	Purchase Type	Tons	F.O.B. Mine Price (\$/Ton)	Short Haul & Loading Charges (\$/Ton)	Original Invoice Price (\$/Ton)	Retro-active Price Inc(Dec) (\$/Ton)	Base Price (\$/Ton)	Quality Adjust-ments (\$/Ton)	Effective Purchase Price (\$/Ton)
(a)	(b)	(c)	(d)	(e)	(f)	(g)	(h)	(i)	(j)	(k)	(l)
1	Alpha Coal Sales Co. LLC	8, KY, 119	MTC	10,722	\$ 43.00	\$0.00	\$43.00	\$0.00	\$43.00	\$2.29	\$45.29
2	B&W Resources Inc	8, KY, 51	MTC	10,469	\$ 52.50	\$0.00	\$52.50	\$0.00	\$52.50	\$0.00	\$52.50
3	B&W Resources Inc	8, KY, 51	MTC	10,800	\$ 46.50	\$0.00	\$46.50	\$0.00	\$46.50	\$0.00	\$46.50
4	Consol Energy Inc.	8, KY, 119	MTC	46,693	\$ 52.00	\$0.00	\$52.00	\$0.00	\$52.00	\$4.61	\$56.61
5	Constellation Energy Commodities Inc.	8, VA, 105	S	3,230	\$ 53.00	\$0.00	\$53.00	\$0.00	\$53.00	\$2.76	\$55.76
6	Massey Utility Sales Company	8, WV, 5	MTC	1,076	\$ 51.75	\$0.00	\$51.75	\$0.00	\$51.75	\$0.00	\$51.75
7	Massey Utility Sales Company	8, WV, 81	MTC	10,161	\$ 51.75	\$0.00	\$51.75	\$0.00	\$51.75	\$0.00	\$51.75
8	Sequoia Energy LLC	8, KY, 95	MTC	19,830	\$ 47.00	\$0.00	\$47.00	\$0.00	\$47.00	\$1.92	\$48.92


DECLASSIFIED

MONTHLY REPORT OF COST AND QUALITY OF COAL FOR ELECTRIC PLANTS
ORIGIN, TONNAGE, DELIVERED PRICE AND AS RECEIVED QUALITY

1. Report for: Mo. August 2006
2. Reporting Company: Florida Power Corporation
3. Plant Name: Crystal River 4 & 5

4. Name, Title and Telephone Number of Contact Person Concerning Data Submitted on this Form
Jon Putnam - Business Financial Analyst
(919) 546-6368

5. Signature of Official Submitting Report


James A. King - Regulated Back Office Manager

6. Date Completed: October 10, 2006

Line No.	Supplier Name	Mine Location	Purchase Type	Tons	F.O.B. Mine Price (\$/Ton)	Short Haul & Loading Charges (\$/Ton)	Original Invoice Price (\$/Ton)	Retro-active Price Inc(Dec) (\$/Ton)	Base Price (\$/Ton)	Quality Adjust-ments (\$/Ton)	Effective Purchase Price (\$/Ton)
(a)	(b)	(c)	(d)	(e)	(f)	(g)	(h)	(i)	(j)	(k)	(l)
1	Alliance MC Mining	8, KY, 195	LTC	49,940	\$ 61.00	\$0.00	\$61.00	\$0.00	\$61.00	\$0.00	\$61.00
2	CAM-Kentucky LLC	8, KY, 195	MTC	21,686	\$ 34.75	\$0.00	\$34.75	\$0.00	\$34.75	\$0.00	\$34.75
3	Constellation Energy Commodities Group Inc	8, WV, 45	S	10,933	\$ 55.50	\$0.00	\$55.50	\$0.00	\$55.50	(\$1.29)	\$54.21
4	Constellation Energy Commodities Group Inc	8, WV, 45	S	9,909	\$ 55.50	\$0.00	\$55.50	\$0.00	\$55.50	(\$1.53)	\$53.97
5	Constellation Energy Commodities Group Inc	8, VA, 105	S	6,684	\$ 53.00	\$0.00	\$53.00	\$0.00	\$53.00	\$2.76	\$55.76
6	Massey Utility Sales Company	8, WV, 5	MTC	34,641	\$ 60.50	\$0.00	\$60.50	\$0.00	\$60.50	\$0.00	\$60.50
7	Transfer Facility	N/A	N/A	141,687	\$ 66.38	\$0.00	\$66.38	\$0.00	\$66.38	N/A	\$66.38
8	Transfer Facility	N/A	N/A	103,868	\$ 54.08	\$0.00	\$54.08	\$0.00	\$54.08	N/A	\$54.08


DECLASSIFIED

MONTHLY REPORT OF COST AND QUALITY OF COAL FOR ELECTRIC PLANTS
 ORIGIN, TONNAGE, DELIVERED PRICE AND AS RECEIVED QUALITY

- 1. Report for: Mo. August 2006
- 2. Reporting Company: Florida Power Corporation
- 3. Plant Name: McDuffie Coal Terminal

4. Name, Title and Telephone Number of Contact
 Person Concerning Data Submitted on this Form
 Jon Putnam - Business Financial Analyst
 (919) 546-6368

5. Signature of Official Submitting Report



James A. King - Regulated Back Office Manager

6. Date Completed: October 10, 2006

Line No.	Supplier Name	Mine Location	Shipping Point	Transportation Mode	Tons	Effective Purchase Price (\$/Ton)	Additional Shorthaul & Loading Charges (\$/Ton)	Rail Rate (\$/Ton)	Other Rail Charges (\$/Ton)	River Barge Rate (\$/Ton)	Trans-loading Rate (\$/Ton)	Ocean Barge Rate (\$/Ton)	Other Water Charges (\$/Ton)	Other Related Charges (\$/Ton)	Transportation Charges (\$/Ton)	F.O.B. Plant Price (\$/Ton)
(a)	(b)	(c)	(d)	(e)	(f)	(g)	(h)	(i)	(j)	(k)	(l)	(m)	(n)	(o)	(p)	(q)
1	Interocean Coal Sales Ldc	999, IM, 45	Cartagena, S.A.	OB	86,988	\$54.44	N/A	N/A	N/A	N/A	\$0.00	N/A	N/A	N/A	\$0.00	\$54.44

DECLASSIFIED

MONTHLY REPORT OF COST AND QUALITY OF COAL FOR ELECTRIC PLANTS
ORIGIN, TONNAGE, DELIVERED PRICE AND AS RECEIVED QUALITY

- 1. Report for: Mo. August 2006
- 2. Reporting Company: Florida Power Corporation
- 3. Plant Name: Transfer Facility - IMT

4. Name, Title and Telephone Number of Contact Person Concerning Data Submitted on this Form
Jon Putnam - Business Financial Analyst
(919) 546-6368

5. Signature of Official Submitting Report


James A. King - Regulated Back Office Manager

6. Date Completed: October 10, 2006

Line No.	Supplier Name	Shipping Point	Transportation Mode	Tons	Effective Purchase Price (\$/Ton)	Additional Shorthaul & Loading Charges (\$/Ton)	Rail Rate (\$/Ton)	Other Rail Charges (\$/Ton)	River Barge Rate (\$/Ton)	Trans-loading Rate (\$/Ton)	Ocean Barge Rate (\$/Ton)	Other Water Charges (\$/Ton)	Other Related Charges (\$/Ton)	Transportation Charges (\$/Ton)	F.O.B. Plant Price (\$/Ton)	
(a)	(b)	(c)	(d)	(e)	(f)	(g)	(h)	(i)	(j)	(k)	(l)	(m)	(n)	(o)	(p)	(q)
1	Central Coal Company	8, WV, 39	Winifrede Dock, WV	B	24,562	\$51.06	N/A	N/A	N/A	\$10.37	\$1.62	N/A	N/A	N/A	\$11.99	\$63.05
2	Glencore Ltd.	999, IM, 45	La Jagua, S.A.	OB	77,164	\$62.25	N/A	N/A	N/A	N/A	\$3.88	N/A	N/A	N/A	\$3.88	\$66.13
3	Guasare Coal International NV	999, IM, 50	Paso Diablo, S.A.	OB	96,241	\$68.74	N/A	N/A	N/A	N/A	\$1.64	N/A	N/A	N/A	\$1.64	\$70.38
4	Kanawha River Terminals Inc.	8, WV, 39	Marmet Dock, WV	B	18,173	\$60.82	N/A	N/A	N/A	\$10.37	\$1.73	N/A	N/A	N/A	\$12.10	\$72.92
5	Kanawha River Terminals Inc.	8, WV, 39	Quincy Dock, WV	B	25,134	\$61.70	N/A	N/A	N/A	\$10.37	\$1.97	N/A	N/A	N/A	\$12.34	\$74.04

DECLASSIFIED

MONTHLY REPORT OF COST AND QUALITY OF COAL FOR ELECTRIC PLANTS
ORIGIN, TONNAGE, DELIVERED PRICE AND AS RECEIVED QUALITY


1. Report for: Mo. August 2006

2. Reporting Company: Florida Power Corporation

3. Plant Name: Crystal River 1 & 2

4. Name, Title and Telephone Number of Contact
Person Concerning Data Submitted on this Form
Jon Putnam - Business Financial Analyst
(919) 546-6368

5. Signature of Official Submitting Report


James A. King - Regulated Back Office Manager

6. Date Completed: October 10, 2006

Line No.	Supplier Name	Mine Location	Shipping Point	Transportation Mode	Tons	Effective Purchase Price (\$/Ton)	Additional Shorthaul & Loading Charges (\$/Ton)	Rail Rate (\$/Ton)	Other Rail Charges (\$/Ton)	River Barge Rate (\$/Ton)	Trans-loading Rate (\$/Ton)	Ocean Barge Rate (\$/Ton)	Other Water Charges (\$/Ton)	Other Related Charges (\$/Ton)	Transportation Charges (\$/Ton)	F.O.B. Plant Price (\$/Ton)
(a)	(b)	(c)	(d)	(e)	(f)	(g)	(h)	(i)	(j)	(k)	(l)	(m)	(n)	(o)	(p)	(q)
1	Alpha Coal Sales Co. LLC	8, KY, 119	Yellow Creek, KY	UR	10,722	\$45.29	N/A	\$25.37	\$5.70	N/A	N/A	N/A	N/A	N/A	\$31.07	\$76.36
2	B&W Resources Inc	8, KY, 51	Resource, KY	UR	10,469	\$52.50	N/A	\$23.92	\$5.73	N/A	N/A	N/A	N/A	N/A	\$29.65	\$82.15
3	B&W Resources Inc	8, KY, 51	Resource, KY	UR	10,800	\$46.50	N/A	\$23.92	\$5.75	N/A	N/A	N/A	N/A	N/A	\$29.67	\$76.17
4	Consol Energy Inc.	8, KY, 119	Mousie, KY	UR	46,693	\$56.61	N/A	\$24.05	\$5.70	N/A	N/A	N/A	N/A	N/A	\$29.75	\$86.36
5	Constellation Energy Commodities Inc.	8, VA, 105	Mayflower, VA	UR	3,230	\$55.76	N/A	\$23.92	\$5.74	N/A	N/A	N/A	N/A	N/A	\$29.66	\$85.42
6	Massey Utility Sales Company	8, WV, 5	Sylvester, WV	UR	1,076	\$51.75	N/A	\$25.75	\$5.75	N/A	N/A	N/A	N/A	N/A	\$31.50	\$83.25
7	Massey Utility Sales Company	8, WV, 81	Goals, WV	UR	10,161	\$51.75	N/A	\$25.75	\$5.70	N/A	N/A	N/A	N/A	N/A	\$31.45	\$83.20
8	Sequoia Energy LLC	8, KY, 95	Bardo, KY	UR	19,830	\$48.92	N/A	\$23.92	\$5.76	N/A	N/A	N/A	N/A	N/A	\$29.68	\$78.60

DECLASSIFIED

MONTHLY REPORT OF COST AND QUALITY OF COAL FOR ELECTRIC PLANTS
ORIGIN, TONNAGE, DELIVERED PRICE AND AS RECEIVED QUALITY

- 1. Report for: Mo. August 2006
- 2. Reporting Company: Florida Power Corporation
- 3. Plant Name: Crystal River 4 & 5

4. Name, Title and Telephone Number of Contact Person Concerning Data Submitted on this Form
Jon Putnam - Business Financial Analyst
(919) 546-6368

5. Signature of Official Submitting Report

James A. King
James A. King - Regulated Back Office Manager

6. Date Completed: October 10, 2006

Line No.	Supplier Name	Mine Location	Shipping Point	Transportation Mode	Tons	Effective Purchase Price (\$/Ton)	Additional Shorthaul & Loading Charges (\$/Ton)	Rail Rate (\$/Ton)	Other Rail Charges (\$/Ton)	River Barge Rate (\$/Ton)	Trans-loading Rate (\$/Ton)	Ocean Barge Rate (\$/Ton)	Other Water Charges (\$/Ton)	Other Related Charges (\$/Ton)	Transportation Charges (\$/Ton)	F.O.B. Plant Price (\$/Ton)
(a)	(b)	(c)	(d)	(e)	(f)	(g)	(h)	(i)	(j)	(k)	(l)	(m)	(n)	(o)	(p)	(q)
1	Alliance MC Mining	8, KY, 195	Scotts Branch, KY	UR	49,940	\$61.00	N/A	\$24.05	\$5.30	N/A	N/A	N/A	N/A	N/A	\$29.35	\$90.35
2	CAM-Kentucky LLC	8, KY, 195	Damron Fork, KY	UR	21,686	\$34.75	N/A	\$24.05	\$5.33	N/A	N/A	N/A	N/A	N/A	\$29.38	\$64.13
3	Constellation Energy Commodities Grc	8, WV, 45	Charlene, KY	UR	10,933	\$54.21	N/A	\$25.75	\$5.30	N/A	N/A	N/A	N/A	N/A	\$31.05	\$85.26
4	Constellation Energy Commodities Grc	8, WV, 45	Charlene, KY	UR	9,909	\$53.97	N/A	\$25.75	\$5.36	N/A	N/A	N/A	N/A	N/A	\$31.11	\$85.08
5	Constellation Energy Commodities Grc	8, VA, 105	Charlene, KY	UR	6,684	\$55.76	N/A	\$23.92	\$5.34	N/A	N/A	N/A	N/A	N/A	\$29.26	\$85.02
6	Massey Utility Sales Company	8, WV, 5	Sylvester, WV	UR	34,641	\$60.50	N/A	\$25.75	\$5.33	N/A	N/A	N/A	N/A	N/A	\$31.08	\$91.58
7	Transfer Facility	N/A	Mobile, AL	GB	141,687	\$66.38	N/A	N/A	N/A	N/A	N/A	\$7.94	\$0.89	N/A	\$8.82	\$75.20
8	Transfer Facility	N/A	Plaquemines, PA	GB	103,868	\$54.08	N/A	N/A	N/A	N/A	N/A	\$7.60	\$0.93	N/A	\$8.73	\$62.81

DECLASSIFIED

MONTHLY REPORT OF COST AND QUALITY OF COAL FOR ELECTRIC PLANTS
ORIGIN, TONNAGE, DELIVERED PRICE AND AS RECEIVED QUALITY

- 1. Report for: Mo. August 2006
- 2. Reporting Company: Florida Power Corporation
- 3. Plant Name: McDuffie Coal Terminal

4. Name, Title and Telephone Number of Contact Person Concerning Data Submitted on this Form
Jon Putnam - Business Financial Analyst
(919) 546-2678

5. Signature of Official Submitting Report

James A. King
James A. King - Regulated Back Office Manager

6. Date Completed: October 10, 2006

Line No.	Month Reported	Form Plant Name	Intended Generating Plant	Supplier	Original Line Number	Old Volume (tons)	Form No.	Column Title	Old Value	New Value	New F.O.B. Plant Price	Reason for Revision
(a)	(b)	(c)	(d)	(e)	(f)	(g)	(h)	(i)	(j)	(k)	(l)	(m)
1	3/06	Trans Fac - McDuffie	Interocean Coal Sales LDC		1	58,234	2	(j) Percent Sulfur	11,504	11,582		Quality Adjustment
2	3/06	Trans Fac - McDuffie	Interocean Coal Sales LDC		1	58,234	2	(k) BTU Content	5.34	5.32		Quality Adjustment
3	3/06	Trans Fac - McDuffie	Interocean Coal Sales LDC		1	58,234	2	(l) Percent Ash	12.34	12.37		Quality Adjustment
4	3/06	Trans Fac - McDuffie	Interocean Coal Sales LDC		1	58,234	2	(m) Percent Moisture	0.67	0.66		Quality Adjustment

all wrong


DECLASSIFIED

MONTHLY REPORT OF COST AND QUALITY OF COAL FOR ELECTRIC PLANTS
ORIGIN, TONNAGE, DELIVERED PRICE AND AS RECEIVED QUALITY

- 1. Report for: Mo. August 2006
- 2. Reporting Company: Florida Power Corporation
- 3. Plant Name: Transfer Facility - IMT

4. Name, Title and Telephone Number of Contact Person Concerning Data Submitted on this Form
Jon Putnam - Business Financial Analyst
(919) 546-2678

5. Signature of Official Submitting Report


James A. King - Regulated Back Office Manager

6. Date Completed: October 10, 2006

Line No.	Month Reported	Form Plant Name	Intended Generating Plant	Supplier	Original Line Number	Old Volume (tons)	Form No.	Column Title	Old Value	New Value	New F.O.B. Plant Price	Reason for Revision
(a)	(b)	(c)	(d)	(e)	(f)	(g)	(h)	(i)	(j)	(k)	(l)	(m)
1	2/06	Transfer Facility - IMT		Kanawha River Terminals Inc	4	18,612	2	(j) Percent Sulfur	0.67	0.66		Quality Adjustment
2	2/06	Transfer Facility - IMT		Guasare Coal International NV	3	47,039	2B	(l) Transloading Rate	\$1.46	\$1.69	\$ 42.25	Correction to Rate
3	6/06	Transfer Facility - IMT		Glencore Ltd	3	72,355	2B	(l) Transloading Rate	\$3.99	\$3.95	\$ 59.44	Correction to Rate

DECLASSIFIED

MONTHLY REPORT OF COST AND QUALITY OF COAL FOR ELECTRIC PLANTS
ORIGIN, TONNAGE, DELIVERED PRICE AND AS RECEIVED QUALITY

- 1. Report for: Mo. August 2006
- 2. Reporting Company: Florida Power Corporation
- 3. Plant Name: Crystal River 1 & 2

4. Name, Title and Telephone Number of Contact Person Concerning Data Submitted on this Form
Jon Putnam - Business Financial Analyst
(919) 546-2678

5. Signature of Official Submitting Report


James A. King - Regulated Back Office Manager

6. Date Completed: October 10, 2006

Line No.	Month Reported	Form Plant Name	Intended Generating Plant	Supplier	Original Line Number	Old Volume (tons)	Form No.	Column Title	Old Value	New Value	New F.O.B. Plant Price	Reason for Revision
(a)	(b)	(c)	(d)	(e)	(f)	(g)	(h)	(i)	(j)	(k)	(l)	(m)
1	1/06	CR 1&2	CR 1&2	Massey Utility Sales Company	6	49,003	2A	(k) Quality Adjustments	\$0.00	(\$0.86)	\$75.26	Quality Price Adjustment
2	2/06	CR 1&2	CR 1&2	Massey Utility Sales Company	5	48,426	2A	(k) Quality Adjustments	\$0.00	(\$0.33)	\$75.28	Quality Price Adjustment
3	2/06	CR 1&2	CR 1&2	Massey Utility Sales Company	6	9,204	2A	(k) Quality Adjustments	\$0.00	\$0.48	\$77.71	Quality Price Adjustment
4	3/06	CR 1&2	CR 1&2	Massey Utility Sales Company	5	60,663	2A	(k) Quality Adjustments	\$0.00	(\$0.43)	\$76.12	Quality Price Adjustment
5	4/06	CR 1&2	CR 1&2	Massey Utility Sales Company	6	50,376	2A	(k) Quality Adjustments	\$0.00	(\$0.39)	\$77.02	Quality Price Adjustment
6	4/06	CR 1&2	CR 1&2	Massey Utility Sales Company	7	8,850	2A	(k) Quality Adjustments	\$0.00	\$5.98	\$84.99	Quality Price Adjustment
7	4/06	CR 1&2	CR 1&2	B&W Resources Inc.	4	31,711	2B	(j) Other Rail Charges	\$2.44	\$2.45	\$72.05	Correction to Rate
8	4/06	CR 1&2	CR 1&2	Massey Utility Sales Company	6	50,376	2B	(j) Other Rail Charges	\$2.43	\$2.44	\$77.02	Correction to Rate
9	5/06	CR 1&2	CR 1&2	Massey Utility Sales Company	8	39,989	2A	(k) Quality Adjustments	\$0.00	\$0.58	\$77.49	Quality Price Adjustment
10	5/06	CR 1&2	CR 1&2	Massey Utility Sales Company	9	9,993	2A	(k) Quality Adjustments	\$0.00	\$3.45	\$90.76	Quality Price Adjustment
11	5/06	CR 1&2	CR 1&2	Massey Utility Sales Company	10	19,068	2A	(k) Quality Adjustments	\$0.00	\$5.64	\$84.15	Quality Price Adjustment
12	5/06	CR 1&2	CR 1&2	Transfer Facility	12	23,294	2A	(f) FOB Mine Price	\$62.63	\$62.75	\$69.72	Correction to Price
13	6/06	CR 1&2	CR 1&2	Massey Utility Sales Company	5	30,607	2A	(k) Quality Adjustments	\$0.00	(\$0.17)	\$79.09	Quality Price Adjustment
14	6/06	CR 1&2	CR 1&2	Massey Utility Sales Company	6	9,259	2A	(k) Quality Adjustments	\$0.00	\$1.20	\$82.06	Quality Price Adjustment
15	7/06	CR 1&2	CR 1&2	Alpha Coal Sales Co. LLC	2	30,433	2	(j) Percent Sulfur	0.95	0.93		Quality Adjustment
16	7/06	CR 1&2	CR 1&2	Alpha Coal Sales Co. LLC	2	30,433	2	(k) BTU Content	12,760	12,717		Quality Adjustment
17	7/06	CR 1&2	CR 1&2	Alpha Coal Sales Co. LLC	2	30,433	2	(l) Percent Ash	9.90	9.91		Quality Adjustment
18	7/06	CR 1&2	CR 1&2	Alpha Coal Sales Co. LLC	2	30,433	2	(m) Percent Moisture	5.16	5.37		Quality Adjustment
19	7/06	CR 1&2	CR 1&2	Sequoia Energy LLC	9	31,811	2B	(j) Other Rail Charges	\$2.67	\$2.69	\$75.35	Correction to Rate
20	7/06	CR 1&2	CR 1&2	Consol Energy Inc	2	76,896	2C	(k) Quality Adjustments	\$2.89	\$2.34	\$80.16	Quality Price Adjustment
21	7/06	CR 1&2	CR 1&2	Consol Energy Inc	3	19,384	2C	(k) Quality Adjustments	\$2.89	\$2.34	\$80.21	Quality Price Adjustment

DECLASSIFIED

MONTHLY REPORT OF COST AND QUALITY OF COAL FOR ELECTRIC PLANTS
ORIGIN, TONNAGE, DELIVERED PRICE AND AS RECEIVED QUALITY

- 1. Report for: Mo. August 2006
- 2. Reporting Company: Florida Power Corporation
- 3. Plant Name: Crystal River 4 & 5

4. Name, Title and Telephone Number of Contact
Person Concerning Data Submitted on this Form
Jon Putnam - Business Financial Analyst
(919) 546-2678

5. Signature of Official Submitting Report

Jan 2. King
James A. King - Regulated Back Office Manager

6. Date Completed: October 10, 2006

Line No.	Month Reported	Form Plant Name	Intended Generating Plant	Supplier	Original Line Number	Old Volume (tons)	Form No.	Column Title	Old Value	New Value	New F.O.B. Plant Price	Reason for Revision
(a)	(b)	(c)	(d)	(e)	(f)	(g)	(h)	(i)	(j)	(k)	(l)	(m)
1	1/06	CR 4&5	CR 4&5	CAM-Kentucky LLC	2	39,923	2A	(k) Quality Adjustments	\$0.00	\$0.19	\$59.56	Quality Price Adjustment
2	1/06	CR 4&5	CR 4&5	Massey Utility Sales Company	5	26,057	2A	(k) Quality Adjustments	\$0.00	\$4.06	\$90.81	Quality Price Adjustment
3	3/06	CR 4&5	CR 4&5	Massey Utility Sales Company	8	19,863	2A	(k) Quality Adjustments	\$0.00	\$1.74	\$88.07	Quality Price Adjustment
4	3/06	CR 4&5	CR 4&5	Massey Utility Sales Company	9	10,623	2A	(k) Quality Adjustments	\$0.00	\$0.68	\$87.00	Quality Price Adjustment
5	4/06	CR 4&5	CR 4&5	Massey Utility Sales Company	4	77,957	2	(k) BTU Content	12,397	12,392		Quality Adjustment
6	4/06	CR 4&5	CR 4&5	Massey Utility Sales Company	4	77,957	2	(l) Percent Ash	11.42	11.41		Quality Adjustment
7	4/06	CR 4&5	CR 4&5	Massey Utility Sales Company	4	77,957	2	(m) Percent Moisture	7.43	7.49		Quality Adjustment
8	4/06	CR 4&5	CR 4&5	Massey Utility Sales Company	4	77,957	2A	(k) Quality Adjustments	\$0.00	\$1.46	\$90.68	Quality Price Adjustment
9	4/06	CR 4&5	CR 4&5	Transfer Facility	5	53,566	2B	(n) Other Water Charges	\$0.38	\$0.39	\$64.45	Correction to Rate
10	5/06	CR 4&5	CR 4&5	Massey Utility Sales Company	3	20,252	2A	(k) Quality Adjustments	\$0.00	\$2.41	\$93.14	Quality Price Adjustment
11	5/06	CR 4&5	CR 4&5	Transfer Facility	5	169,548	2A	(f) FOB Mine Price	\$59.85	\$59.90	\$68.79	Correction to Price
12	6/06	CR 4&5	CR 4&5	Massey Utility Sales Company	5	41,430	2A	(k) Quality Adjustments	\$0.00	\$2.45	\$91.68	Quality Price Adjustment
13	6/06	CR 4&5	CR 4&5	Massey Utility Sales Company	6	10,241	2A	(k) Quality Adjustments	\$0.00	\$3.98	\$93.19	Quality Price Adjustment
14	6/06	CR 4&5	CR 4&5	Transfer Facility	7	177,663	2A	(f) FOB Mine Price	\$64.85	\$64.92	\$75.94	Correction to Price
15	7/06	CR 4&5	CR 4&5	Amvest Coal Sales	2	11,057	2B	(i) Rail Rate	\$25.84	\$27.68	\$91.26	Correction to Rate
16	7/06	CR 4&5	CR 4&5	Constellation Energy Commodities Group Inc	4	11,162	2B	(j) Other Rail Charges	\$6.44	\$6.49	\$87.56	Correction to Rate
17	7/06	CR 4&5	CR 4&5	Massey Utility Sales Company	5	15,847	2B	(j) Other Rail Charges	\$8.30	\$8.34	\$94.68	Correction to Rate

DECLASSIFIED