

6/5/2008 2:33 PM

Office of Commission Clerk Official Filing

Ruth Nettles

From: Costello, Jeanne [JCostello@CarltonFields.com]
Sent: Thursday, June 05, 2008 1:55 PM
To: Filings@psc.state.fl.us
Cc: Katherine Fleming; Caroline Klancke; Keino Young; burgess.steve@leg.state.fl.us; charles.gauthier@dca.state.fl.us; Mike.Halpin@dep.state.fl.us; jbrew@bbrslaw.com; Ljacobs50@comcast.net; KSTorain@potashcorp.com; inglishydro@hotmail.com; john.burnett@pgnmail.com; paul.lewisjr@pgnmail.com; Walls, J. Michael; Triplett, Dianne; Tibbetts, Arlene; Stright, Lisa
Subject: Filing: Docket 080148
Attachments: PEF Notice Filing Late-Filed Hearing Exhibit.pdf



PEF Notice
ing Late-Filed H

<<PEF Notice Filing Late-Filed Hearing Exhibit.pdf>> Filing Docket

080148

In re: Petition for determination of need for Levy Units 1 and 2 nuclear power plants, by Progress Energy Florida, Inc.

Person responsible for this electronic filing:

Dianne M. Triplett
Carlton Fields
4221 W. Boy Scout Blvd., Ste. 1000
Tampa, FL 33607
Email: dtriplett@carltonfields.com
Direct Dial: (813) 229-4145
Fax: (813) 229-4133

1. Progress Energy Florida Inc.'s notice of Filing Late-Filed Hearing Exhibit No. 78 [9 pages].

Thank you for your attention to this request.

BEFORE THE FLORIDA PUBLIC SERVICE COMMISSION

In Re: Petition for Determination of)
Need for Levy Units 1 and 2 Nuclear)
Power Plants.)

Docket No: 080148-EI

Submitted for Filing: June 5, 2008

NOTICE OF FILING LATE-FILED HEARING EXHIBIT

Progress Energy Florida, Inc. hereby gives notice that it has filed and served Late-Filed Hearing Exhibit No. 78 to counsel and parties of record as indicated on the attached service list via electronic and U.S. Mail this 5th day of June, 2008.

Respectfully submitted,



James Michael Walls
Florida Bar No. 0706242
Dianne M. Triplett
Florida Bar No. 0872431
CARLTON FIELDS, P.A.
Post Office Box 3239
Tampa, FL 33601-3239
Telephone: (813) 223-7000
Facsimile: (813) 229-4133

R. Alexander Glenn
General Counsel
PROGRESS ENERGY SERVICE
COMPANY, LLC
Post Office Box 14042
St. Petersburg, FL 33733-4042
Telephone: (727) 820-5587
Facsimile: (727) 820-5519

Mr. Paul Lewis, Jr.
Progress Energy Florida, Inc.
106 East College Avenue, Ste. 800
Tallahassee, FL 32301-7740
Phone: (850) 222-8738
Facsimile: (850) 222-9768
Email: paul.lewisjr@pgnmail.com

Stephen C. Burgess
Associate Counsel
Office of Public Counsel
c/o The Florida Legislature
111 West Madison Street
Room 812
Tallahassee, FL 32399-1400
Phone: (850) 488-9330
Email: burgess.steve@leg.state.fl.us

Michael P. Halpin
Siting Coordination Office
2600 Blairstone Road, MS 48
Tallahassee, FL 32301
Phone: (850) 245-8002
Facsimile: (850) 245-8003
Email: Mike.Halpin@dep.state.fl.us

E. Leon Jacobs, Jr.
Williams & Jacobs, LLC
1720 S. Gadsden St. MS 14
Suite 201
Tallahassee, FL 32301
Phone: (850) 222-1246
Fax: (850) 599-9079
Email: Ljacobs50@comcast.net

Dean Edwards
Inglis Hydropower, LLC
P.O. Box 1565
Dover, FL 33527
Phone: (813) 659-3014
Email: inglishydro@hotmail.com

Katherine Fleming
Staff Attorney
Florida Public Service Commission
2540 Shumard Oak Blvd
Tallahassee 32399
Phone: (850) 413-6218
Facsimile: (850) 413-6184
Email: keflem@psc.state.fl.us

Charles Gauthier
Division of Community Planning
2555 Shumard Oak Blvd.
Tallahassee, FL 32399-2100
Phone: (850) 487-4545
Facsimile: (850) 488-3309
Email: charles.gauthier@dca.state.fl.us

James W. Brew
Brickfield Burchette Ritts & Stone, PC
1025 Thomas Jefferson St NW
8th FL West Tower
Washington, DC 20007-5201
Phone: (202) 342-0800
Fax: (202) 342-0807
Email: jbrew@bbrslaw.com

-and-

Karin S. Torain
PCS Administration (USA), Inc.
Suite 400
Skokie Blvd.
Northbrook, IL 60062
Phone: (847) 849-4291
Email: KSTorain@potashcorp.com

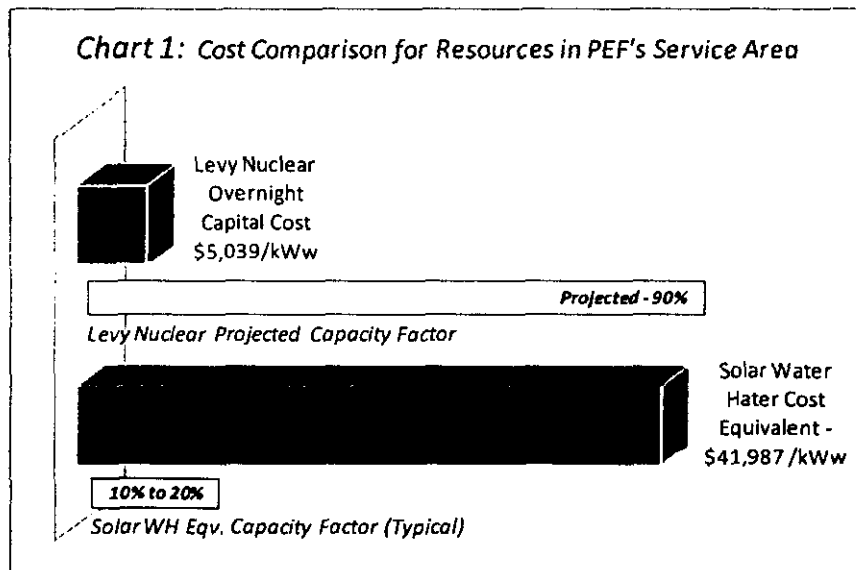
Subject Matter at Issue

During the hearing of this matter, Commissioner Argenziano stated that customers have asked whether PEF could avoid building Levy Units 1&2 by spending \$17 billion on residential solar thermal hot water heaters and installing those devices in homes within PEF's service territory. Based on these questions, Commissioner Argenziano asked whether spending \$17 billion in the manner suggested would avoid entirely or defer some or all of the need for the base load generation that Levy Units 1&2 will provide. Commissioner Argenziano asked that PEF provide an answer to this question along with information and data supporting PEF's response.

Summary Response to Commissioner Argenziano's Question

- Q. Would spending \$17 billion on residential solar thermal hot water heaters and installing those devices in homes within PEF's service territory avoid entirely or defer some portion of the need for the base load generation that Levy Units 1&2 will provide?

- A. No. Investments in residential solar thermal hot water heaters would not have a measurable impact on PEF's base load generation need. As can be seen from the information provided in this response, these systems would have a minimal impact on PEF's peak load and little to no impact on its base load requirements. In our estimate, only about \$2 billion (in current dollars) could theoretically be spent on residential solar thermal hot water heaters based on the projected number of single family homes in PEF's service territory by 2018. Looking just at the cost equivalent for these applications (on a kW basis), solar thermal water heaters would be over 8 times more expensive than the Levy units. In addition, they would not provide the reliable capacity benefits of the proposed nuclear power generating option.



DOCUMENT NUMBER-DATE

04807 JUN-5 8

FPSC-COMMISSION CLERK

Detailed Response to Commissioner Argenziano's Question

According to research conducted with the Florida Solar Energy Research in Education Foundation (FlaSEREF) and contractors in the solar water heating field, the average cost of a residential solar thermal water heater ("WH") is \$4,500 to \$5,000. In evaluating PEF's Solar WH w/ Energy Wise ("EW") participants, the average cost was \$4,895. Therefore, PEF has assumed \$4,895 as a reasonable installed cost estimate for these applications.

PEF estimates that it will have approximately 1 million single family homes in its service territory by 2018. Of these homes, a portion would have unobstructed solar exposure (e.g. no shading from trees, buildings, or other structures), have electric water heating, have no deed restrictions, and have good southern/solar alignment, which are all necessary elements for efficient solar water heating system applications. Based on customer surveys, approximately 40% of the homes would fit within these operational parameters, resulting in approximately 400,000 potentially eligible single family homes.

The next step is to take the 400,000 potential single family homes and multiply by the average installed solar WH cost. This results in a potential investment amount of \$1,958,000,000 in 2008 dollars.

Per discussions with the Florida Solar Energy Center (FSEC), the Florida Department of Environmental Protection (FDEP), Florida Solar Energy Industries Association (FlaSEIA), Florida Solar Energy Research in Education Foundation (FlaSEREF) and the Florida Energy Office (FEO), the average expected annual energy savings from solar water heaters is 2,000 kWh/yr. It should be noted that water heater demand is greater during the winter peak period, however there is limited solar water heating potential during these hours of system peak. Winter peak reduction potential would be approximately 0.117 kWw per installation (6 -10 am/November to February). Summer peak reduction potential would be approximately 0.178 kWw per installation (12 – 9 pm).

The following tables summarize, tabulate, and graphically illustrate the information discussed above:

Table 1
Overview and Calculations

Solar WH Potential		Year 2018	
Homes		1,000,000	
Technical Potential		40%*	
Annual Energy (kWh)	2000	800,000,000	kWh (In 2018)
Winter Peak (kWw)	0.12	46,634	wkW
Summer Peak (kWw)	0.18	71,246	skW
cost / system	\$4,895	\$1,958,000,000	
Solar WH Cost	(\$/kWw)	\$41,987	
Solar WH Cost	(\$/kWw)	\$27,482	
Levy Nuclear Cost	(\$/kWw)	\$ 5,039	(Total Overnight)
		\$ 7,664	(Total In-Service)
Comparison of Cost Factor	(\$/kWw)	8.3	(Overnight \$/kWw)

* (Based on 90% electric WH, 68% low shade, 66% southern orientation option.
 Deed restrictions and customer acceptance not considered as factors)

Table 2
Average Winter Electricity Usage for Water Heaters (By Hour)

HR	Mean WH	Mean SWH	SWH Impact		
0	0.132	0.087	0.045		
1	0.095	0.106	-0.011		
2	0.074	0.096	-0.022		
3	0.067	0.095	-0.027		
4	0.071	0.099	-0.028		
5	0.106	0.087	0.019		
6	0.194	0.115	0.079	Avg	AM Peak Hrs
7	0.305	0.165	0.139	0.117	6am-10am
8	0.354	0.202	0.152		
9	0.341	0.245	0.096		
10	0.303	0.387	-0.084		
11	0.288	0.427	-0.139		
12	0.252	0.334	-0.082		
13	0.229	0.192	0.037		
14	0.215	0.080	0.135		
15	0.198	0.053	0.145		
16	0.216	0.038	0.177		
17	0.251	0.055	0.196		
18	0.288	0.055	0.233		
19	0.312	0.061	0.251		
20	0.319	0.093	0.226		
21	0.304	0.095	0.209		
22	0.236	0.094	0.143		
23	0.188	0.089	0.099		
Sum =	5.337	3.349	1.988		
mean =	0.222	0.140	0.083		

Chart 2

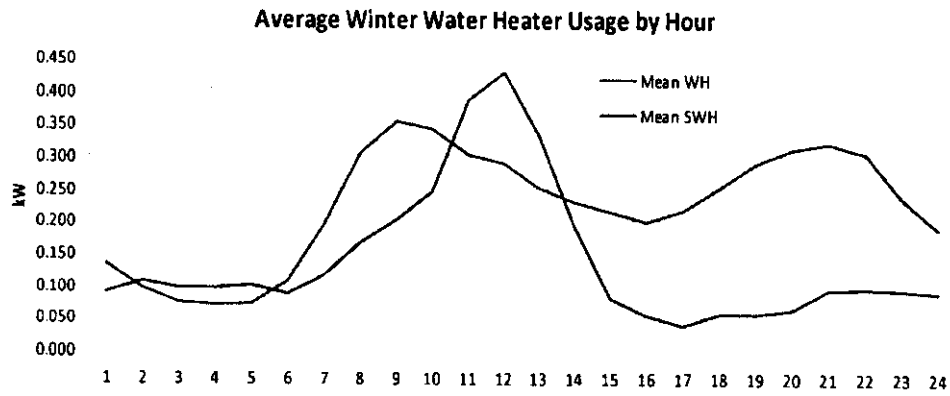
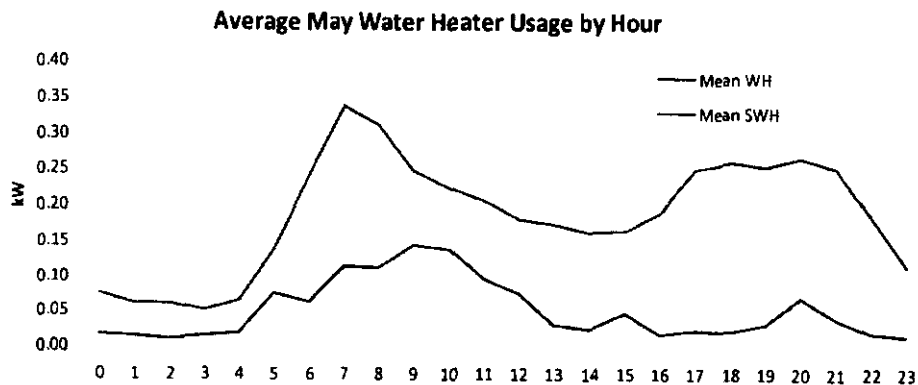


Table 3
Average May Electricity Usage for Water Heaters (By Hour)

HR	Mean WH	Mean SWH	SWH Impact		
0	0.073	0.013	0.060		
1	0.058	0.013	0.045		
2	0.058	0.008	0.050		
3	0.049	0.011	0.038		
4	0.063	0.017	0.045		
5	0.135	0.072	0.062		
6	0.241	0.061	0.180		
7	0.336	0.110	0.225		
8	0.309	0.110	0.199		
9	0.246	0.141	0.105		
10	0.223	0.135	0.088		
11	0.203	0.094	0.109		
12	0.177	0.072	0.105		
13	0.172	0.029	0.143	Avg	Peak Hrs
14	0.159	0.022	0.137	0.178	Noon-9 PM
15	0.162	0.043	0.119		
16	0.187	0.015	0.172		
17	0.249	0.020	0.229		
18	0.258	0.019	0.239		
19	0.253	0.028	0.225		
20	0.265	0.067	0.198		
21	0.251	0.037	0.214		
22	0.180	0.016	0.164		
23	0.111	0.013	0.098	Solar %	
sum=	4.418	1.168	3.250	74%	
mean=	0.184	0.049	0.135		

Chart 3



The data above demonstrate that for approximately \$2 billion (in 2008 dollars), PEF could conceivably install approximately 400,000 solar thermal hot water heaters in residential homes within PEF's service territory. These devices would potentially offset approximately 46 megawatts in the winter and 71 megawatts in the summer at a cost of approximately \$42,000 per kilowatt and \$27,000 per kilowatt respectively. From general experience, solar resources tend to operate with capacity factors in the range of 10 to 20% which is more in line with peaking resources than baseload resources.