



John T. Butler
 Senior Attorney
 Regulatory
 Florida Power & Light Company
 700 Universe Boulevard
 Juno Beach, FL 33408-0420
 (561) 304-5639
 (561) 691-7135 (Facsimile)

August 4, 2008

RECEIVED - FPSC
 08 AUG - 4 PM 2:02
 COMMISSION
 CLERK

VIA HAND DELIVERY

Ms. Ann Cole, Director
 Division of the Commission Clerk and
 Administrative Services
 Florida Public Service Commission
 Betty Easley Conference Center, Room 110
 2540 Shumard Oak Boulevard
 Tallahassee, Florida 32399-0850

Re: Docket No. 080001-EI - Monthly Fuel Filings

Dear Ms. Cole:

Enclosed herewith for filing are the original and five (5) copies of the following monthly fuel reports for FPL:

- (a) FPSC Forms 423-1, 423-1(a), and 423-1(b) for Florida Power & Light Company for the month of May 2008;
- (b) FPSC Forms 423-2, 423-2(a), and 423-2(b) for St. Johns River Power Park (SJRPP) for the month of May 2008; and
- (c) FPSC Forms 423-2, 423-2(a), and 423-2(b) for Plant Scherer for the month of April 2008.

FPL's Request for Confidential Classification of the information removed from FPL FPSC Form 423 1(a) and SJRPP FPSC Forms 423-2, 423-2(a), and 423-2(b) is being filed under separate cover. Should you have any questions regarding this filing, please contact me at (561) 304-5639.

COM _____
 ECR _____
 GCL _____
 OPC _____
 RCP _____
 SSC _____
 SGA _____
 ADM _____
 CLK _____

JTB/jsb
 Enclosures
 cc: Service List

Thank you for your attention to this matter, I remain,

Sincerely,

John T. Butler

Doc/423 Fuel Filing/May 2008

an FPL Group company

DOCUMENT NUMBER-DATE

06813 AUG-4 08

FPSC-COMMISSION CLERK

MONTHLY REPORT OF COST AND QUALITY OF FUEL OIL FOR ELECTRIC PLANTS
ORIGIN, VOLUME, DELIVERED PRICE AND AS RECEIVED QUANTITY

FPSC FORM NO. 423-1

1. REPORTING MONTH: MAY YEAR: 2008

2. REPORTING COMPANY: FLORIDA POWER & LIGHT COMPANY

3. NAME, TITLE TELEPHONE NUMBER OF CONTACT PERSON CONCERNING DATA
SUBMITTED ON THIS FORM: KORY DUBIN, REGULATORY AFFAIRS, (305) 552-4910.4. SIGNATURE OF OFFICIAL SUBMITTING REPORT: 

5. DATE COMPLETED: 07/22/2008

LINE NO	PLANT	SUPPLIER	SHIPPING POINT	PURCHASE TYPE	DELIVERY LOCATION	DELIVERY DATE	TYPE OIL	SULFUR (%)	BTU CONTENT (BTU / GAL)	VOLUME (BBLs)	PRICE (\$/BBL)
1	MARTIN	CONOCO	MARRERO	MTC	PALM BEACH	05/13/2008	F06	0.93	152310	108821	93.7200
2	MARTIN	CONOCO	MARRERO	MTC	PALM BEACH	05/22/2008	F06	0.93	153310	109438	93.7200
3	MANATEE	SEMPRA	NOLA	S	PORT MANATEE	05/07/2008	F06	1.00	153976	130103	83.7700
4	MANATEE	SEMPRA	NOLA	S	PORT MANATEE	05/21/2008	F06	0.99	153476	146838	93.7600
5	CAPE CANAVERAL	SHELL	ST. ROSE	S	PORT CANAVERAL	05/31/2008	F06	0.89	151571	76176	93.5300
6	RIVIERA	SHELL	ST. ROSE	S	RIVIERA	05/12/2008	F06	1.00	153262	134702	93.1800
7	RIVIERA	SHELL	ST. ROSE	S	RIVIERA	05/30/2008	F06	0.89	151667	58482	93.1800
8	TURKEY POINT	SHELL	ST. ROSE	S	FISHER ISLAND	05/21/2008	F06	0.99	153619	134930	93.1800
9	MANATEE	VITOL	BORCO, BAHAMAS	S	PORT MANATEE	05/30/2008	F06	0.94	151405	225576	109.2600
10	TURKEY POINT	251AMERIGAS	NA-TRUCK DELIVERY	STC		05/10/2008	PRO	N/A	N/A	6	128.0500
11	PT. EVERGLADES	AMERIGAS	NA-TRUCK DELIVERY	STC		05/02/2008	PRO	N/A	N/A	6	140.4900
12	PT. EVERGLADES	AMERIGAS	NA-TRUCK DELIVERY	STC		05/15/2008	PRO	N/A	N/A	7	143.5000
13	PT. EVERGLADES	AMERIGAS	NA-TRUCK DELIVERY	STC		05/29/2008	PRO	N/A	N/A	9	154.4600
14	RIVIERA	FERRELL	NA-TRUCK DELIVERY	STC		05/02/2008	PRO	N/A	N/A	3	174.1100
15	RIVIERA	FERRELL	NA-TRUCK DELIVERY	STC		05/09/2008	PRO	N/A	N/A	4	172.9900
16	RIVIERA	FERRELL	NA-TRUCK DELIVERY	STC		05/16/2008	PRO	N/A	N/A	3	173.7300
17	RIVIERA	FERRELL	NA-TRUCK DELIVERY	STC		05/23/2008	PRO	N/A	N/A	3	178.2400
18	RIVIERA	FERRELL	NA-TRUCK DELIVERY	STC		05/30/2008	PRO	N/A	N/A	3	178.0800
19	MANATEE	SUBURBAN	NA-TRUCK DELIVERY	STC		05/05/2008	PRO	N/A	N/A	11	93.2500

DOCUMENT NUMBER-DATE

06813 AUG-4 8

FPSC-COMMISSION CLERK

MONTHLY REPORT OF COST AND QUALITY OF FUEL OIL FOR ELECTRIC PLANTS
 DETAIL OF INVOICE AND TRANSPORTATION CHARGES

FPSC FORM NO. 423-1 (a)

1. REPORTING MONTH: MAY YEAR: 2008

2. REPORTING COMPANY: FLORIDA POWER LIGHT COMPANY

3. NAME, TITLE TELEPHONE NUMBER OF CONTACT PERSON CONCERNING DATA
 SUBMITTED ON THIS FORM: KORY DUBIN, REGULATORY AFFAIRS, (305) 552-4910.

4. SIGNATURE OF OFFICIAL SUBMITTING REPORT: 

5. DATE COMPLETED: 07/22/2008

EDITED COPY

(A)	(B)	(C)	(D)	(E)	(F)	(G)	(H)	(I)	(J)	(K)	(L)	(M)	(N)	(O)	(P)	(Q)	(R)
LINE NO.	PLANT	SUPPLIER	DELIVERY LOCATION	DELIVERY DATE	TYPE OIL	VOLUME (BBL)	INVOICE PRICE (\$/BBL)	INVOICE AMOUNT (\$)	DISCOUNT (\$)	NET AMOUNT (\$)	NET PRICE (\$/BBL)	QUALITY ADJUST. (\$/BBL)	EFFECTIVE PUR PRICE (\$/BBL)	TRANSP TO TERM (\$/BBL)	ADDITIONAL TRANS CHGS (\$/BBL)	OTHER CHGS (\$/BBL)	DELIVERED PRICE (\$/BBL)
1	PMR	CONOCO	PALM BEACH	05/13/2008	F06	108821								0.0000			94.1579
2	PMR	CONOCO	PALM BEACH	05/22/2008	F06	109438								0.0000			94.1579
3	PMT	SEMPRA	PORT MANATEE	05/07/2008	F06	130103								0.0000			84.0057
4	PMT	SEMPRA	PORT MANATEE	05/21/2008	F06	146838								0.0000			93.9957
5	PCC	SHELL	PORT CANAVERAL	05/31/2008	F06	76176								0.0000			94.0865
6	PRV	SHELL	RIVIERA	05/12/2008	F06	134702								0.0000			93.3720
7	PRV	SHELL	RIVIERA	05/30/2008	F06	58482								0.0000			93.3720
8	PTF	SHELL	FISHER ISLAND	05/21/2008	F06	134930								0.0000			93.9629
9	PMT	VITOL	PORT MANATEE	05/30/2008	F06	225576								0.0000			109.4957
10	PTF	251AMERIGAS		05/10/2008	PRO	6	128.0500	768	0	768	128.0500	0.0000	128.0500	0.0000	0.0000	0.0000	128.0500
11	PPE	AMERIGAS		05/02/2008	PRO	6	140.4900	843	0	843	140.4900	0.0000	140.4900	0.0000	0.0000	0.0000	140.4900
12	PPE	AMERIGAS		05/15/2008	PRO	7	143.5000	1,005	0	1,005	143.5000	0.0000	143.5000	0.0000	0.0000	0.0000	143.5000
13	PPE	AMERIGAS		05/29/2008	PRO	9	154.4600	1,390	0	1,390	154.4600	0.0000	154.4600	0.0000	0.0000	0.0000	154.4600
14	PRV	FERRELL		05/02/2008	PRO	3	174.1100	522	0	522	174.1100	0.0000	174.1100	0.0000	0.0000	0.0000	174.1100
15	PRV	FERRELL		05/09/2008	PRO	4	172.9900	692	0	692	172.9900	0.0000	172.9900	0.0000	0.0000	0.0000	172.9900
16	PRV	FERRELL		05/16/2008	PRO	3	173.7300	521	0	521	173.7300	0.0000	173.7300	0.0000	0.0000	0.0000	173.7300
17	PRV	FERRELL		05/23/2008	PRO	3	178.2400	535	0	535	178.2400	0.0000	178.2400	0.0000	0.0000	0.0000	178.2400
18	PRV	FERRELL		05/30/2008	PRO	3	178.0800	534	0	534	178.0800	0.0000	178.0800	0.0000	0.0000	0.0000	178.0800
19	PMT	SUBURBAN		05/05/2008	PRO	11	93.2500	1,026	0	1,026	93.2500	0.0000	93.2500	0.0000	0.0000	0.0000	93.2500

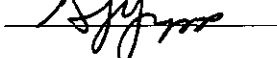
FPSC FORM NO. 423-1(b)

MONTHLY REPORT OF COST AND QUALITY OF FUEL OIL FOR ELECTRIC PLANTS
 REPORT OF ADJUSTMENTS TO PREVIOUS OIL DELIVERIES

1. REPORTING MONTH: MAY 2008

3. NAME, TITLE, & TELEPHONE NUMBER OF CONTACT PERSON CONCERNING DATA
 SUBMITTED ON THIS FORM: KORY DUBIN, REGULATORY AFFAIRS.

2. REPORTING COMPANY: FLORIDA POWER & LIGHT COMPANY

4. SIGNATURE OF OFFICIAL SUBMITTING REPORT: 

5. DATE COMPLETED: 7/22/2008

LINE NO.	MONTH REPORTED	FORM PLANT NAME	SUPPLIER	ORIGINAL LINE NUMBER	OLD VOLUME (BBLs)	FORM NO.	COLUMN DESIGNATOR & TITLE	OLD VALUE	NEW VALUE	NEW DELIVERED PRICE (\$/BBL)	REASON FOR REVISION
(A)	(B)	(C)	(D)	(E)	(F)	(G)	(H)	(I)	(J)	(K)	(L)
1	NONE										


**MONTHLY REPORT OF COST AND QUALITY OF COAL FOR ELECTRIC PLANTS
ORIGIN, TONNAGE, DELIVERED PRICE AND AS RECEIVED QUALITY**

1. Report For Month/Yr: **May 2008**

4. Name, Title & Telephone Number of Contact
Person Concerning Data Submitted on this Form: **Terry Keith (305-552-4334)**

2. Reporting Company: **Florida Power & Light**

5. Signature of Official Submitting Report:



3. Plant Name: **St. Johns River Power Park (SJRPP)**

6. Date Completed: **June 12, 2008**

Line No.	Supplier Name	Mine Location	Purchase Type	Transportation Mode	Tons	Effective Purchase Price (\$/Ton)	Total Trans Cost (\$/Ton)	FOB Plant Price (\$/Ton)	As Received Coal Quality			
									Sulfur Content (%)	Btu Content (%)	Ash Content (%)	Moisture Content (%)
(a)	(b)	(c)	(d)	(e)	(f)	(g)	(h)	(i)	(j)	(k)	(l)	(m)
1	Coal Marketing Company	45,IM,999	LTC	OC	75,244			51.28	0.59	11,013	9.35	13.53

EDITED COPY

NOTES: 1) SJRPP reported coal volumes represents FPL's 20% share of total receipts.

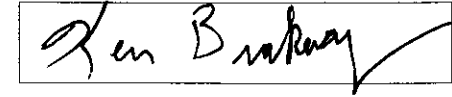
**MONTHLY REPORT OF COST AND QUALITY OF COAL FOR ELECTRIC PLANTS
DETAIL OF INVOICE PURCHASE PRICE**

1. Report For Month/Yr: **May 2008**

4. Name, Title & Telephone Number of Contact
Person Concerning Data Submitted on this Form: **Terry Keith (305-552-4334)**

2. Reporting Company: **Florida Power & Light**

5. Signature of Official Submitting Report:



3. Plant Name: **St. Johns River Power Park (SJRPP)**

6. Date Completed: **June 12, 2008**

Line No.	Supplier Name	Mine Location	Purchase Type	Tons	FOB Mine Price (\$/Ton)	Short Haul & Loading Charge	Original Invoice Price (\$/Ton)	Retro-active Price Increases (\$/Ton)	Base Price (\$/Ton)	Quality Adjustments (\$/Ton)	Effective Purchase Price (\$/Ton)
(a)	(b)	(c)	(d)	(e)	(f)	(g)	(h)	(i)	(j)	(k)	(l)
1	Coal Marketing Company	45,IM,999	LTC	75,244		0.00		0.00		0.00	
2	Smurfit-Stone Container Corporatio	„	S	-344		0.00		0.00		0.00	

EDITED COPY

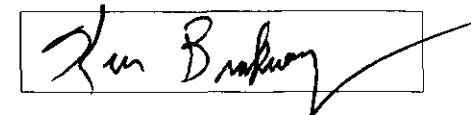
**MONTHLY REPORT OF COST AND QUALITY OF COAL FOR ELECTRIC PLANTS
DETAIL OF TRANSPORTATION CHARGES**

1. Report For Month/Yr: **May 2008**

4. Name, Title & Telephone Number of Contact
Person Concerning Data Submitted on this Form: **Terry Keith (305-552-4334)**

2. Reporting Company: **Florida Power & Light**

5. Signature of Official Submitting Report:



3. Plant Name: **St. Johns River Power Park (SJRPP)**

6. Date Completed: **June 12, 2008**


Line No.	Supplier Name	Mine Location	Shipping Point	Transportation Mode	Tons	Effective Purchase Price (\$/Ton)	Short Haul & Loading Charge (\$/Ton)	Rail Charges		Waterborne Charges				Total Transport Charges (\$/Ton)	FOB Plant Price (\$/Ton)	
								Rail Rate (\$/Ton)	Other Rail Charges (\$/Ton)	River Barge Rate (\$/Ton)	Trans-loading Rate (\$/Ton)	Ocean Barge Rate (\$/Ton)	Other Water Charges (\$/Ton)			Related Charges (\$/Ton)
(a)	(b)	(c)	(d)	(e)	(f)	(g)	(h)	(i)	(j)	(k)	(l)	(m)	(n)	(o)	(p)	(q)
1	Coal Marketing Company	45,1M,999	EL CERREJON	OC	75,244		0.00	0.00	0.00	0.00	0.00	0.00	0.00	0.00		51.28
2	Smurfit-Stone Container Corp	„	FERNANDINA PL		-344		0.00	0.00	0.00	0.00	0.00	0.00	0.00	0.00		129.00

EDITED COPY

**MONTHLY REPORT OF COST AND QUALITY OF COAL FOR ELECTRIC PLANTS
ORIGIN, TONNAGE, DELIVERED PRICE, AND AS RECEIVED QUALITY**

1. Reporting Month: **April** Year: **2008**
 2. Reporting Company: **FLORIDA POWER & LIGHT COMPANY**
 3. Plant Name: **R.W.SCHERER**

4. Name, Title & Telephone Number of Contact Person Concerning Data
 Submitted on this Form: Terry Keith
 (305) 552-4334

5. Signature of Official Submitting Report: 

6. Date Completed: 09-Jul-08

Line No. (a)	Supplier Name (b)	Mine Location (c)	Purchase Type (d)	Transport Mode (e)	Tons (f)	Purchase Price (\$/Ton) (g)	Effective Transport Charges (\$/Ton) (h)	Total FOB Plant Price (\$/Ton) (i)	Sulfur Content (%) (j)	Btu Content (Btu/lb) (k)	Ash Content (%) (l)	Moisture Content (%) (m)
(1)	FOUNDATION COAL WEST	19/WY/5	S	UR	19,487.91	8.611	25.59	34.201	0.32	8,456	4.45	29.35
(2)	KENNECOTT COAL SALES	19/WY/5	S	UR	39,487.52	7.545	25.58	33.125	0.40	8,815	4.75	27.31
(3)	KENNECOTT COAL SALES	19/WY/5	S	UR	43,762.27	8.644	25.56	34.204	0.26	8,892	4.68	25.82
(4)	POWDER RIVER COAL CO	19/WY/5	S	UR	10,502.39	9.463	25.55	35.013	0.21	8,724	4.30	32.74
(5)	COALSALES, LLC	19/WY/5	S	UR	41,290.61	9.502	25.63	35.132	0.31	8,562	4.17	29.24
(6)	COAL SALES, LLC	19/WY/5	S	UR	46,511.17	8.033	25.57	33.603	0.35	8,193	5.19	31.94
(7)	FOUNDATION COAL WEST	19/WY/5	S	UR	16,729.52	11.253	25.61	36.863	0.31	8,414	4.39	29.66
(8)	BUCKSKIN MINING COMPAN'	19/WY/5	S	UR	16,684.24	10.633	25.57	36.203	0.26	8,284	4.38	30.43
(9)	BUCKSKIN MINING COMPAN'	19/WY/5	S	UR	20,092.79	9.516	25.59	35.106	0.25	8,343	4.42	30.14
(10)	FOUNDATION COAL WEST	19/WY/5	S	UR	20,077.71	12.155	25.64	37.795	0.35	8,694	4.43	27.60

**MONTHLY REPORT OF COST AND QUALITY OF COAL FOR ELECTRIC PLANTS
DETAILED PURCHASED COAL INVOICE INFORMATION**

1. Reporting Month: **April** Year: **2008**
 2. Reporting Company: **FLORIDA POWER & LIGHT COMPANY**
 3. Plant Name: **R.W.SCHERER**

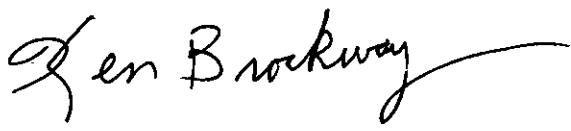
4. Name, Title & Telephone Number of Contact Person Concerning Data
 Submitted on this Form: Terry Keith
 (305) 552-4334
 5. Signature of Official Submitting Report:
 6. Date Completed: 09-Jul-08



Line No.	Supplier Name	Mine Location	Purch. Type	Tons	FOB Mine Price (\$/Ton)	Shorthaul & Loading Charges (\$/Ton)	Original Invoice Price (\$/Ton)	Retroactive Price Increase (\$/Ton)	Base Price (\$/Ton)	Quality Adjustments (\$/Ton)	Effective Purchase Price (\$/Ton)
(a)	(b)	(c)	(d)	(e)	(f)	(g)	(h)	(i)	(j)	(k)	(l)
(1)	FOUNDATION COAL WEST	19/WY/5	S	19,487.91	8.560	-	8.560	-	8.560	0.051	8.611
(2)	KENNECOTT COAL SALES	19/WY/5	S	39,487.52	7.501	-	7.501	-	7.501	0.044	7.545
(3)	KENNECOTT COAL SALES	19/WY/5	S	43,762.27	8.560	-	8.560	-	8.560	0.084	8.644
(4)	POWDER RIVER COAL CO	19/WY/5	S	10,502.39	9.630	-	9.630	-	9.630	(0.167)	9.463
(5)	COALSALES, LLC	19/WY/5	S	41,290.61	9.512	-	9.512	-	9.512	(0.010)	9.502
(6)	COAL SALES, LLC	19/WY/5	S	46,511.17	8.121	-	8.121	-	8.121	(0.088)	8.033
(7)	FOUNDATION COAL WEST	19/WY/5	S	16,729.52	11.235	-	11.235	-	11.235	0.018	11.253
(8)	BUCKSKIN MINING COMPAN	19/WY/5	S	16,684.24	10.861	-	10.861	-	10.861	(0.228)	10.633
(9)	BUCKSKIN MINING COMPAN	19/WY/5	S	20,092.79	9.577	-	9.577	-	9.577	(0.061)	9.516
(10)	FOUNDATION COAL WEST	19/WY/5	S	20,077.71	11.770	-	11.770	-	11.770	0.385	12.155

**MONTHLY REPORT OF COST AND QUALITY OF COAL FOR ELECTRIC PLANTS
DETAILED TRANSPORTATION INVOICE INFORMATION**

1. Reporting Month: **April** Year: **2008**
 2. Reporting Company: **FLORIDA POWER & LIGHT COMPANY**
 3. Plant Name: **R.W.SCHERER**

4. Name, Title & Telephone Number of Contact Person Concerning Data
 Submitted on this Form: Terry Keith
 (305) 552-4334
 5. Signature of Official Submitting Report: 
 6. Date Completed: 09-Jul-08

Line No.	Supplier Name	Mine Location	Shipping Point	Transport Mode	Tons	Effective Purchase Price (\$/Ton)	Additional Shorthaul & Loading Charges (\$/Ton)	Rail Charges		Waterborne Charges				Other Related Charges (\$/Ton)	Total Transportation Charges (\$/Ton)	FOB Plant Price (\$/Ton)
								Rail Rate (\$/Ton)	Other Rail Charges (\$/Ton)	River Barge Rate (\$/Ton)	Trans-loading Rate (\$/Ton)	Ocean Barge Rate (\$/Ton)	Other Water Charges (\$/Ton)			
(a)	(b)	(c)	(d)	(e)	(f)	(g)	(h)	(i)	(j)	(k)	(l)	(m)	(n)	(o)	(p)	(q)
(1)	FOUNDATION COAL WEST	19/WY/5	EAGLE JCT, WY	UR	19,487.91	8.611	-	25.59	-	-	-	-	-	-	25.59	34.201
(2)	KENNECOTT COAL SALES	19/WY/5	JACOBS JCT, WY	UR	39,487.52	7.545	-	25.58	-	-	-	-	-	-	25.58	33.125
(3)	KENNECOTT COAL SALES	19/WY/5	CONVERSE, JCT, WY	UR	43,762.27	8.644	-	25.56	-	-	-	-	-	-	25.56	34.204
(4)	POWDER RIVER COAL CO	19/WY/5	NACCO JCT, WY	UR	10,502.39	9.463	-	25.55	-	-	-	-	-	-	25.55	35.013
(5)	COALSALES, LLC	19/WY/5	CABALO JCT, WY	UR	41,290.61	9.502	-	25.63	-	-	-	-	-	-	25.63	35.132
(6)	COAL SALES, LLC	19/WY/5	RAWHIDE JCT, WY	UR	46,511.17	8.033	-	25.57	-	-	-	-	-	-	25.57	33.603
(7)	FOUNDATION COAL WEST	19/WY/5	EAGLE JCT, WY	UR	16,729.52	11.253	-	25.61	-	-	-	-	-	-	25.61	36.863
(8)	BUCKSKIN MINING COMPA	19/WY/5	BUCKSKIN JCT, WY	UR	16,684.24	10.633	-	25.57	-	-	-	-	-	-	25.57	36.203
(9)	BUCKSKIN MINING COMPA	19/WY/5	BUCKSKIN JCT, WY	UR	20,092.79	9.516	-	25.59	-	-	-	-	-	-	25.59	35.106
(10)	FOUNDATION COAL WEST	19/WY/5	EAGLE JCT, WY	UR	20,077.71	12.155	-	25.64	-	-	-	-	-	-	25.64	37.795

CERTIFICATE OF SERVICE

I, **THE UNDERSIGNED COUNSEL, HEREBY CERTIFY** that copies of Florida Power & Light Company's forms 423-1, 423-1(a) edited, and 423-1(b) for the month of May, 2008, copies of St. Johns River Power Park edited forms 423-2, 423-2(a), and 423-2(b) for the month of May, 2008; and copies of Plant Scherer forms 423-2, 423-2(a), and 423-2(b) for the month of April, 2008 have been served via first class mail, postage prepaid to the parties listed below, this 4th day of August, 2008.

Lisa Bennett, Esq.
Division of Legal Services
Florida Public Service Commission
2540 Shumard Oak Blvd.
Tallahassee, Florida 32399-0850

Charles J. Beck, Esq.
Office of Public Counsel
c/o The Florida Legislature
111 West Madison Street, Room 812
Tallahassee, Florida 32399

Lee L. Willis, Esq.
James D. Beasley, Esq.
Ausley & McMullen
Attorneys for Tampa Electric
P.O. Box 391
Tallahassee, Florida 32302`

John T. Burnett, Esq.
Progress Energy Service
Company, LLC
P.O. Box 14042
St. Petersburg, Florida 33733-4042

John W. McWhirter, Jr., Esq.
McWhirter Reeves
Attorneys for FIPUG
P.O. Box 3350
Tampa, Florida 33601-3350

Norman H. Horton, Jr., Esq.
Floyd R. Self, Esq.
Messer, Caparello & Self
Attorneys for FPUC
P.O. Box 1876
Tallahassee, Florida 32302-1876

Jeffrey A. Stone, Esq.
Russell A. Badders, Esq.
Beggs & Lane
Attorneys for Gulf Power
P.O. Box 12950
Pensacola, Florida 32576-2950

Mehrdad Khojasteh
Florida Public Utilities
Post Office Box 3395
West Palm Beach, Florida 33402-3395

Ms. Susan D. Ritenour
Gulf Power Company
One Energy Place
Pensacola, Florida 32520-0780


Mr. Paul Lewis, Jr.
Progress Energy Florida, Inc.
106 East College Ave., Suite 800
Tallahassee, GA 32301-7740

Ms. Paula K. Brown
Tampa Electric Company
Regulatory Affairs
P.O. Box 111
Tampa, Florida 33601-0111

Michael B. Twomey, Esq.
Attorney for AARP
P.O. Box 5256
Tallahassee, FL 32314-5256

James W. Brew
Brickfield, Burchette, et al
1025 Thomas Jefferson St., N.W.
Eight, West Tower
Washington, DC 20007-0800

Karen S. Torain
PCS Administration (USA), Inc.
Skokie Blvd., Suite 400
Northbrook, IL 60062



John T. Butler