

AUSLEY & McMULLEN

ATTORNEYS AND COUNSELORS AT LAW

227 SOUTH CALHOUN STREET
P.O. BOX 391 (ZIP 32302)
TALLAHASSEE, FLORIDA 32301
(850) 224-9115 FAX (850) 222-7560

CONFIDENTIAL

August 15, 2008

HAND DELIVERED

RECEIVED--FPSC
08 AUG 15 AM 10:33
COMMISSION
CLERK

100001-EI

Ms. Ann Cole, Director
Office of Commission Clerk
Florida Public Service Commission
2540 Shumard Oak Boulevard
Tallahassee, FL 32399-0850

Re: Fuel and Purchased Power Cost Recovery Clause
and Generating Performance Incentive Factor
FPSC Docket No. 080001-EI

REQUEST FOR SPECIFIED CONFIDENTIAL TREATMENT
(CONFIDENTIAL DOCUMENTS ENCLOSED)

Dear Ms. Cole:

We submit herewith a single confidential set of Tampa Electric Company's highlighted 423 Forms for the month of June 2008 and request specified confidential treatment of Forms 423-1(a), 423-2, 423-2(a) and 423-2(b). Our request is made pursuant to Section 366.093, Fla. Stat., for the reasons detailed in the document entitled "Tampa Electric Company's Request for Specified Confidential Treatment", which document was filed under separate cover (copy enclosed). The sensitive information contained in these forms has been highlighted in yellow.

Please acknowledge receipt and filing of the above by stamping the duplicate copy of this letter and returning same to this writer.

Thank you for your assistance in connection with this matter.

Sincerely,



James D. Beasley

CONFIDENTIAL

DECLASSIFIED

JDB/pp
Enclosures

cc: All Parties of Record (w/o enc.)

DOCUMENT NUMBER-DATE

07322 AUG 15 08 *MBH*

FPSC-COMMISSION CLERK


11/10/2010
KNP

MONTHLY REPORT OF COST AND QUALITY OF FUEL OIL FOR ELECTRIC PLANTS
ORIGIN, VOLUME, DELIVERED PRICE AND AS RECEIVED QUALITY

1. Reporting Month: June Year: 2008

2. Reporting Company: Tampa Electric Company

3. Name, Title & Telephone Number of Contact Person Concerning Data
Submitted on this Form: Jeffrey Chronister, Assistant Controller
(813) - 228 - 1609

4. Signature of Official Submitting Report: 
Jeffrey Chronister, Assistant Controller

5. Date Completed: August 15, 2008

Line No. (a)	Plant Name (b)	Supplier Name (c)	Shipping Point (d)	Purchase Type (e)	Delivery Location (f)	Delivery Date (g)	Type Oil (h)	Sulfur Content % (i)	BTU Content (BTU/Gal) (j)	Volume (Bbls) (k)	Delivered Price (\$/Bbl) (l)
1.	Big Bend	Transmontaigne	Manatee	MTC	Big Bend	06/03/08	F02	*	*	1,418.50	\$160.52
2.	Big Bend	Transmontaigne	Manatee	MTC	Big Bend	06/04/08	F02	*	*	1,063.57	\$155.95
3.	Big Bend	Transmontaigne	Manatee	MTC	Big Bend	06/05/08	F02	*	*	1,963.90	\$161.62
4.	Big Bend	Transmontaigne	Manatee	MTC	Big Bend	06/06/08	F02	*	*	1,063.81	\$173.41
5.	Big Bend	Transmontaigne	Manatee	MTC	Big Bend	06/07/08	F02	*	*	708.95	\$173.41
6.	Big Bend	Transmontaigne	Manatee	MTC	Big Bend	06/08/08	F02	*	*	709.19	\$173.41
7.	Big Bend	Transmontaigne	Manatee	MTC	Big Bend	06/10/08	F02	*	*	546.31	\$166.50
8.	Big Bend	Transmontaigne	Manatee	MTC	Big Bend	06/11/08	F02	*	*	724.76	\$173.24
9.	Big Bend	Transmontaigne	Manatee	MTC	Big Bend	06/12/08	F02	*	*	1,237.83	\$171.36
10.	Big Bend	Transmontaigne	Manatee	MTC	Big Bend	06/15/08	F02	*	*	707.90	\$167.76
11.	Big Bend	Transmontaigne	Manatee	MTC	Big Bend	06/16/08	F02	*	*	894.71	\$166.84
12.	Big Bend	Transmontaigne	Manatee	MTC	Big Bend	06/17/08	F02	*	*	1,080.71	\$166.41
13.	Big Bend	Transmontaigne	Manatee	MTC	Big Bend	06/18/08	F02	*	*	552.26	\$167.26
14.	Big Bend	Transmontaigne	Manatee	MTC	Big Bend	06/19/08	F02	*	*	1,968.57	\$161.42
15.	Big Bend	Transmontaigne	Manatee	MTC	Big Bend	06/20/08	F02	*	*	1,278.98	\$163.97
16.	Big Bend	Transmontaigne	Manatee	MTC	Big Bend	06/22/08	F02	*	*	1,062.45	\$163.97
17.	Big Bend	Transmontaigne	Manatee	MTC	Big Bend	06/24/08	F02	*	*	1,607.64	\$165.31
18.	Big Bend	Transmontaigne	Manatee	MTC	Big Bend	06/25/08	F02	*	*	1,770.55	\$163.15
19.	Big Bend	Transmontaigne	Manatee	MTC	Big Bend	06/28/08	F02	*	*	708.38	\$169.39

* No analysis taken
FPSC FORM 423-1 (2/87)

DOCUMENT NUMBER-DATE
 07322 AUG 15 08
 FPSC-COMMISSION CLERK

MONTHLY REPORT OF COST AND QUALITY OF FUEL OIL FOR ELECTRIC PLANTS
ORIGIN, VOLUME, DELIVERED PRICE AND AS RECEIVED QUALITY

1. Reporting Month: June Year: 2008

2. Reporting Company: Tampa Electric Company

3. Name, Title & Telephone Number of Contact Person Concerning Data
Submitted on this Form: Jeffrey Chronister, Assistant Controller
(813) - 228 - 1609

4. Signature of Official Submitting Report: 
Jeffrey Chronister, Assistant Controller

5. Date Completed: August 15, 2008

Line No. (a)	Plant Name (b)	Supplier Name (c)	Shipping Point (d)	Purchase Type (e)	Delivery Location (f)	Delivery Date (g)	Type Oil (h)	Sulfur Content % (i)	BTU Content (BTU/Gal) (j)	Volume (Bbls) (k)	Delivered Price (\$/Bbl) (l)
20.	Big Bend	Transmontaigne	Manatee	MTC	Big Bend	06/29/08	F02	*	*	1,594.02	\$169.39
21.	Big Bend	Transmontaigne	Manatee	MTC	Big Bend	06/30/08	F02	*	*	177.08	\$168.41
22.	Polk	Transmontaigne	Manatee	MTC	Polk	06/23/08	F02	*	*	1,097.83	\$165.04
23.	Polk	Transmontaigne	Manatee	MTC	Polk	06/25/08	F02	*	*	354.15	\$163.75
24.	Phillips	Transmontaigne	Manatee	MTC	Phillips	06/09/08	F06	*	*	628.90	\$107.54
25.	Phillips	Transmontaigne	Manatee	MTC	Phillips	06/10/08	F06	*	*	631.45	\$107.54
26.	Phillips	Transmontaigne	Manatee	MTC	Phillips	06/11/08	F06	*	*	632.17	\$107.54
27.	Phillips	Transmontaigne	Manatee	MTC	Phillips	06/12/08	F06	*	*	629.74	\$107.21
28.	Phillips	Transmontaigne	Manatee	MTC	Phillips	06/13/08	F06	*	*	320.67	\$107.54
29.	Phillips	Transmontaigne	Manatee	MTC	Phillips	06/14/08	F06	*	*	156.50	\$107.54
30.	Phillips	Transmontaigne	Manatee	MTC	Phillips	06/16/08	F06	*	*	943.33	\$107.54
31.	Phillips	Transmontaigne	Manatee	MTC	Phillips	06/17/08	F06	*	*	1,101.00	\$107.54
32.	Phillips	Transmontaigne	Manatee	MTC	Phillips	06/26/08	F06	*	*	155.36	\$115.04
33.	Phillips	Transmontaigne	Manatee	MTC	Phillips	06/27/08	F06	*	*	470.29	\$115.04
34.	Phillips	Transmontaigne	Manatee	MTC	Phillips	06/30/08	F06	*	*	637.22	\$115.04

* No analysis Taken
FPSC FORM 423-1 (2/87)

MONTHLY REPORT OF COST AND QUALITY OF FUEL OIL FOR ELECTRIC PLANTS
 DETAIL OF INVOICE AND TRANSPORTATION CHARGES

1. Reporting Month: June Year: 2008

2. Reporting Company: Tampa Electric Company

3. Name, Title & Telephone Number of Contact Person Concerning Data
 Submitted on this Form: Jeffrey Chronister, Assistant Controller
 (813) - 228 - 1609

4. Signature of Official Submitting Report: 
 Jeffrey Chronister, Assistant Controller

5. Date Completed: August 15, 2008

Line No.	Plant Name	Supplier Name	Delivery Location	Delivery Date	Type Oil	Volume (Bbbls)	Invoice Price (\$/Bbl)	Invoice Amount \$	Discount \$	Net Amount \$	Net Price (\$/Bbl)	Quality Adj. (\$/Bbl)	Effective Purchase Price (\$/Bbl)	Transport to Terminal (\$/Bbl)	Add'l Transport Charges (\$/Bbl)	Other Charges (\$/Bbl)	Delivered Price (\$/Bbl)
(a)	(b)	(c)	(d)	(e)	(f)	(g)	(h)	(i)	(j)	(k)	(l)	(m)	(n)	(o)	(p)	(q)	(r)
1.	Big Bend	Transmontaigne	Big Bend	06/03/08	F02	1,418.50	\$160.52	227,703.54	\$0.00	227,703.54	\$160.52	\$0.00	\$160.52	\$0.00	\$0.00	\$0.00	\$160.52
2.	Big Bend	Transmontaigne	Big Bend	06/04/08	F02	1,063.57	\$155.95	165,868.80	\$0.00	165,868.80	\$155.95	\$0.00	\$155.95	\$0.00	\$0.00	\$0.00	\$155.95
3.	Big Bend	Transmontaigne	Big Bend	06/05/08	F02	1,963.90	\$161.62	317,415.22	\$0.00	317,415.22	\$161.62	\$0.00	\$161.62	\$0.00	\$0.00	\$0.00	\$161.62
4.	Big Bend	Transmontaigne	Big Bend	06/06/08	F02	1,063.81	\$173.41	184,479.44	\$0.00	184,479.44	\$173.41	\$0.00	\$173.41	\$0.00	\$0.00	\$0.00	\$173.41
5.	Big Bend	Transmontaigne	Big Bend	06/07/08	F02	708.95	\$173.41	122,942.25	\$0.00	122,942.25	\$173.41	\$0.00	\$173.41	\$0.00	\$0.00	\$0.00	\$173.41
6.	Big Bend	Transmontaigne	Big Bend	06/08/08	F02	709.19	\$173.41	122,983.53	\$0.00	122,983.53	\$173.41	\$0.00	\$173.41	\$0.00	\$0.00	\$0.00	\$173.41
7.	Big Bend	Transmontaigne	Big Bend	06/10/08	F02	546.31	\$166.50	90,960.96	\$0.00	90,960.96	\$166.50	\$0.00	\$166.50	\$0.00	\$0.00	\$0.00	\$166.50
8.	Big Bend	Transmontaigne	Big Bend	06/11/08	F02	724.76	\$173.24	125,555.98	\$0.00	125,555.98	\$173.24	\$0.00	\$173.24	\$0.00	\$0.00	\$0.00	\$173.24
9.	Big Bend	Transmontaigne	Big Bend	06/12/08	F02	1,237.83	\$171.36	212,120.55	\$0.00	212,120.55	\$171.36	\$0.00	\$171.36	\$0.00	\$0.00	\$0.00	\$171.36
10.	Big Bend	Transmontaigne	Big Bend	06/15/08	F02	707.90	\$167.76	118,755.69	\$0.00	118,755.69	\$167.76	\$0.00	\$167.76	\$0.00	\$0.00	\$0.00	\$167.76
11.	Big Bend	Transmontaigne	Big Bend	06/16/08	F02	894.71	\$166.84	149,271.23	\$0.00	149,271.23	\$166.84	\$0.00	\$166.84	\$0.00	\$0.00	\$0.00	\$166.84
12.	Big Bend	Transmontaigne	Big Bend	06/17/08	F02	1,080.71	\$166.41	179,839.89	\$0.00	179,839.89	\$166.41	\$0.00	\$166.41	\$0.00	\$0.00	\$0.00	\$166.41
13.	Big Bend	Transmontaigne	Big Bend	06/18/08	F02	552.26	\$167.26	92,371.85	\$0.00	92,371.85	\$167.26	\$0.00	\$167.26	\$0.00	\$0.00	\$0.00	\$167.26
14.	Big Bend	Transmontaigne	Big Bend	06/19/08	F02	1,968.57	\$161.42	317,772.68	\$0.00	317,772.68	\$161.42	\$0.00	\$161.42	\$0.00	\$0.00	\$0.00	\$161.42
15.	Big Bend	Transmontaigne	Big Bend	06/20/08	F02	1,278.98	\$163.97	209,716.75	\$0.00	209,716.75	\$163.97	\$0.00	\$163.97	\$0.00	\$0.00	\$0.00	\$163.97
16.	Big Bend	Transmontaigne	Big Bend	06/22/08	F02	1,062.45	\$163.97	174,212.83	\$0.00	174,212.83	\$163.97	\$0.00	\$163.97	\$0.00	\$0.00	\$0.00	\$163.97
17.	Big Bend	Transmontaigne	Big Bend	06/24/08	F02	1,607.64	\$165.31	265,762.98	\$0.00	265,762.98	\$165.31	\$0.00	\$165.31	\$0.00	\$0.00	\$0.00	\$165.31
18.	Big Bend	Transmontaigne	Big Bend	06/25/08	F02	1,770.55	\$163.15	288,863.38	\$0.00	288,863.38	\$163.15	\$0.00	\$163.15	\$0.00	\$0.00	\$0.00	\$163.15
19.	Big Bend	Transmontaigne	Big Bend	06/28/08	F02	708.38	\$169.39	119,989.91	\$0.00	119,989.91	\$169.39	\$0.00	\$169.39	\$0.00	\$0.00	\$0.00	\$169.39

* No analysis Taken
 FPSC FORM 423-1(a) (2/87)

DECLASSIFIED

CONFIDENTIAL


** SPECIFIED CONFIDENTIAL **
 MONTHLY REPORT OF COST AND QUALITY OF FUEL OIL FOR ELECTRIC PLANTS
 DETAIL OF INVOICE AND TRANSPORTATION CHARGES

1. Reporting Month: June Year: 2008

2. Reporting Company: Tampa Electric Company

3. Name, Title & Telephone Number of Contact Person Concerning Data
 Submitted on this Form: Jeffrey Chronister, Assistant Controller
 (813) - 228 - 1609

4. Signature of Official Submitting Report:



Jeffrey Chronister, Assistant Controller

5. Date Completed: August 15, 2008

Line No. (a)	Plant Name (b)	Supplier Name (c)	Delivery Location (d)	Delivery Date (e)	Type Oil (f)	Volume (Bbls) (g)	Invoice Price (\$/Bbl) (h)	Invoice Amount \$ (i)	Discount \$ (j)	Net Amount \$ (k)	Net Price (\$/Bbl) (l)	Quality Adjust. (\$/Bbl) (m)	Effective Purchase Price (\$/Bbl) (n)	Transport to Terminal (\$/Bbl) (o)	Add'l Transport Charges (\$/Bbl) (p)	Other Charges (\$/Bbl) (q)	Delivered Price (\$/Bbl) (r)
20.	Big Bend	Transmontaigne	Big Bend	06/29/08	F02	1,594.02	\$169.39	270,005.56	\$0.00	270,005.56	\$169.39	\$0.00	\$169.39	\$0.00	\$0.00	\$0.00	\$169.39
21.	Big Bend	Transmontaigne	Big Bend	06/30/08	F02	177.08	\$168.41	29,821.66	\$0.00	29,821.66	\$168.41	\$0.00	\$168.41	\$0.00	\$0.00	\$0.00	\$168.41
22.	Polk	Transmontaigne	Polk	06/23/08	F02	1,097.83	\$165.04	181,190.14	\$0.00	181,190.14	\$165.04	\$0.00	\$165.04	\$0.00	\$0.00	\$0.00	\$165.04
23.	Polk	Transmontaigne	Polk	06/25/08	F02	354.15	\$163.75	57,990.82	\$0.00	57,990.82	\$163.75	\$0.00	\$163.75	\$0.00	\$0.00	\$0.00	\$163.75
24.	Phillips	Transmontaigne	Phillips	06/09/08	F06	628.90	\$107.54	67,632.98	\$0.00	67,632.98	\$107.54	\$0.00	\$107.54	\$0.00	\$0.00	\$0.00	\$107.54
25.	Phillips	Transmontaigne	Phillips	06/10/08	F06	631.45	\$107.54	67,906.12	\$0.00	67,906.12	\$107.54	\$0.00	\$107.54	\$0.00	\$0.00	\$0.00	\$107.54
26.	Phillips	Transmontaigne	Phillips	06/11/08	F06	632.17	\$107.54	67,983.51	\$0.00	67,983.51	\$107.54	\$0.00	\$107.54	\$0.00	\$0.00	\$0.00	\$107.54
27.	Phillips	Transmontaigne	Phillips	06/12/08	F06	629.74	\$107.21	67,517.20	\$0.00	67,517.20	\$107.21	\$0.00	\$107.21	\$0.00	\$0.00	\$0.00	\$107.21
28.	Phillips	Transmontaigne	Phillips	06/13/08	F06	320.67	\$107.54	34,483.77	\$0.00	34,483.77	\$107.54	\$0.00	\$107.54	\$0.00	\$0.00	\$0.00	\$107.54
29.	Phillips	Transmontaigne	Phillips	06/14/08	F06	156.50	\$107.54	16,830.00	\$0.00	16,830.00	\$107.54	\$0.00	\$107.54	\$0.00	\$0.00	\$0.00	\$107.54
30.	Phillips	Transmontaigne	Phillips	06/16/08	F06	943.33	\$107.54	101,447.81	\$0.00	101,447.81	\$107.54	\$0.00	\$107.54	\$0.00	\$0.00	\$0.00	\$107.54
31.	Phillips	Transmontaigne	Phillips	06/17/08	F06	1,101.00	\$107.54	118,401.47	\$0.00	118,401.47	\$107.54	\$0.00	\$107.54	\$0.00	\$0.00	\$0.00	\$107.54
32.	Phillips	Transmontaigne	Phillips	06/26/08	F06	155.36	\$115.04	17,872.60	\$0.00	17,872.60	\$115.04	\$0.00	\$115.04	\$0.00	\$0.00	\$0.00	\$115.04
33.	Phillips	Transmontaigne	Phillips	06/27/08	F06	470.29	\$115.04	54,100.98	\$0.00	54,100.98	\$115.04	\$0.00	\$115.04	\$0.00	\$0.00	\$0.00	\$115.04
34.	Phillips	Transmontaigne	Phillips	06/30/08	F06	637.22	\$115.04	73,304.61	\$0.00	73,304.61	\$115.04	\$0.00	\$115.04	\$0.00	\$0.00	\$0.00	\$115.04

DECLASSIFIED

CONFIDENTIAL

* No analysis Taken
 FPSC FORM 423-1(a) (2/87)

MONTHLY REPORT OF COST AND QUALITY OF FUEL OIL FOR ELECTRIC PLANTS
 REPORT OF ADJUSTMENTS TO PREVIOUS OIL DELIVERIES

1. Reporting Month: June Year: 2008
 2. Reporting Company: Tampa Electric Company

3. Name, Title & Telephone Number of Contact Person Concerning Data
 Submitted on this Form: Jeffrey Chronister, Assistant Controller Financial Reporting
 (813) - 228 - 1609

4. Signature of Official Submitting Report: 
 Jeffrey Chronister, Assistant Controller

5. Date Completed: August 15, 2008

Line No. (a)	Month Reported (b)	Form Plant Name (c)	Supplier (d)	Original Line Number (e)	Old Volume (Bbls) (f)	Form No. (g)	Column Designator & Title (h)	Old Value (i)	New Value (j)	New Delivered Price (\$/Bbls) (k)	Reason for Revision (l)
-----------------	-----------------------	------------------------	-----------------	-----------------------------	--------------------------	-----------------	----------------------------------	------------------	------------------	--------------------------------------	----------------------------

1. None.


MONTHLY REPORT OF COST AND QUALITY OF COAL FOR ELECTRIC PLANTS
ORIGIN, TONNAGE, DELIVERED PRICE AND AS RECEIVED QUALITY

1. Reporting Month: June Year: 2008

2. Reporting Company: Tampa Electric Company

3. Plant Name: United Maritime Group - Big Bend Station (1)

4. Name, Title & Telephone Number of Contact Person Concerning Data
Submitted on this Form: Jeffrey Chronister, Assistant Controller
(813) 228 - 1609

5. Signature of Official Submitting Form: 
Jeffrey Chronister, Assistant Controller

6. Date Completed: August 15, 2008

Line No. (a)	Supplier Name (b)	Mine Location (c)	Purchase Type (d)	Transport Mode (e)	Tons (f)	Effective Purchase Price (\$/Ton) (g)	Total Transport Charges (\$/Ton) (h)	Delivered Price Transfer Facility (\$/Ton) (i)	As Received Coal Quality			
									Sulfur Content % (j)	BTU Content (BTU/lb) (k)	Ash Content % (l)	Moisture Content % (m)
1.	Alliance Coal	10,IL,193	LTC	RB	46,961.77	\$36.91	\$13.14	\$50.05	2.59	11,697	7.03	12.39
2.	Coal Sales	10,IL,157	LTC	RB	66,819.30	\$31.82	\$13.58	\$45.40	2.98	11,012	8.87	13.30
3.	Dodge Hill Mining	9,KY,225	LTC	RB	29,139.00	\$45.92	\$12.66	\$58.58	2.62	12,686	9.17	6.25
4.	Dodge Hill Mining	10,IL,59	LTC	RB	6,708.60	\$45.31	\$12.75	\$58.06	2.62	12,686	9.17	6.25
5.	Dodge Hill Mining	10,IL,59	LTC	RB	4,993.40	\$43.79	\$12.75	\$56.54	2.86	12,534	9.62	6.40
6.	Knight Hawk	10,IL,77&145	S	RB	17,966.27	\$28.50	\$13.68	\$42.18	2.94	11,263	8.80	11.90
7.	Coal Sales	10,IL,165	LTC	RB	84,036.10	\$41.50	\$12.75	\$54.25	2.96	12,209	8.96	8.37
8.	Dodge Hill Mining	9,KY,225	LTC	RB	10,991.50	\$44.22	\$12.66	\$56.88	2.86	12,534	9.62	6.40
9.	Dodge Hill Mining	10,IL,59	LTC	RB	5,352.40	\$44.87	\$12.75	\$57.62	2.62	12,672	9.24	6.24
10.	Knight Hawk	10,IL,77&145	LTC	RB	10,985.00	\$31.65	\$13.68	\$45.33	2.93	11,227	8.77	12.12
11.	SMCC	9, KY, 233	S	RB	16,753.50	\$35.00	\$14.55	\$49.55	2.95	11,609	10.87	9.76
12.	Dodge Hill Mining	9,KY,225	LTC	RB	25,117.40	\$45.48	\$12.66	\$58.14	2.62	12,672	9.24	6.24
13.	Phoenix	9,KY,177	S	RB	25,177.60	\$32.05	\$15.24	\$47.29	3.56	11,413	11.26	9.57
14.	Dodge Hill Mining	10,IL,59	LTC	RB	801.60	\$44.87	\$12.65	\$57.52	2.62	12,672	9.24	6.24
15.	Williamson Energy	10,IL,199	S	RB	31,509.00	\$34.00	\$12.26	\$46.26	1.49	11,812	8.02	11.60

(1) As TECO Bulk Terminal Transfer Facility is a central storage site for coal prior to its delivery to the power plant, the coal from suppliers noted on this schedule is delivered to Big Bend Station but could ultimately be delivered to Polk Station.

MONTHLY REPORT OF COST AND QUALITY OF COAL FOR ELECTRIC PLANTS
 DETAILED PURCHASED COAL INVOICE INFORMATION

1. Reporting Month: June Year: 2008

2. Reporting Company: Tampa Electric Company

3. Plant Name: United Maritime Group - Big Bend Station (1)

4. Name, Title & Telephone Number of Contact Person Concerning Data
 Submitted on this Form: Jeffrey Chronister, Assistant Controller
 (813) - 228 - 1609

5. Signature of Official Submitting Form:



Jeffrey Chronister, Assistant Controller

6. Date Completed: August 15, 2008

Line No. (a)	Supplier Name (b)	Mine Location (c)	Purchase Type (d)	Tons (e)	F.O.B.(2) Mine Price (\$/Ton) (f)	Shorthaul & Loading Charges (\$/Ton) (g)	Original Invoice Price (\$/Ton) (h)	Retro-active Price Adjustments (\$/Ton) (i)	Base Price (\$/Ton) (j)	Quality Adjustments (\$/Ton) (k)	Effective Purchase Price (\$/Ton) (l)
1.	Alliance Coal	10,IL,193	LTC	46,961.77	N/A	\$0.00	\$35.96	\$0.95	\$36.91	\$0.00	\$36.91
2.	Coal Sales	10,IL,157	LTC	66,819.30	N/A	\$0.00	\$31.72	\$0.10	\$31.82	\$0.00	\$31.82
3.	Dodge Hill Mining	9,KY,225	LTC	29,139.00	N/A	\$0.00	\$43.60	\$0.12	\$43.72	\$2.20	\$45.92
4.	Dodge Hill Mining	10,IL,59	LTC	6,708.60	N/A	\$0.00	\$43.11	\$0.00	\$43.11	\$2.20	\$45.31
5.	Dodge Hill Mining	10,IL,59	LTC	4,993.40	N/A	\$0.00	\$43.79	\$0.00	\$43.79	\$0.00	\$43.79
6.	Knight Hawk	10,IL,77&145	S	17,966.27	N/A	\$0.00	\$28.50	\$0.00	\$28.50	\$0.00	\$28.50
7.	Coal Sales	10,IL,165	LTC	84,036.10	N/A	\$0.00	\$41.50	\$0.00	\$41.50	\$0.00	\$41.50
8.	Dodge Hill Mining	9,KY,225	LTC	10,991.50	N/A	\$0.00	\$44.10	\$0.12	\$44.22	\$0.00	\$44.22
9.	Dodge Hill Mining	10,IL,59	LTC	5,352.40	N/A	\$0.00	\$41.31	(\$0.09)	\$41.22	\$3.65	\$44.87
10.	Knight Hawk	10,IL,77&145	LTC	10,985.00	N/A	\$0.00	\$31.65	\$0.00	\$31.65	\$0.00	\$31.65
11.	SMCC	9, KY, 233	S	16,753.50	N/A	\$0.00	\$35.00	\$0.00	\$35.00	\$0.00	\$35.00
12.	Dodge Hill Mining	9,KY,225	LTC	25,117.40	N/A	\$0.00	\$41.71	\$0.12	\$41.83	\$3.65	\$45.48
13.	Phoenix	9,KY,177	S	25,177.60	N/A	\$0.00	\$32.05	\$0.00	\$32.05	\$0.00	\$32.05
14.	Dodge Hill Mining	10,IL,59	LTC	801.60	N/A	\$0.00	\$41.31	(\$0.09)	\$41.22	\$3.65	\$44.87
15.	Williamson Energy	10,IL,199	S	31,509.00	N/A	\$0.00	\$34.00	\$0.00	\$34.00	\$0.00	\$34.00

(1) As TECO Bulk Terminal Transfer Facility is a central storage site for coal prior to its delivery to the power plant, the coal from suppliers noted on this schedule is delivered to Big Bend Station but could ultimately be delivered to Polk Station.

(2) Tampa Electric purchases coal F.O.B. shipping point or F.O.B. destination.

MONTHLY REPORT OF COST AND QUALITY OF COAL FOR ELECTRIC PLANTS
 DETAIL OF TRANSPORTATION CHARGES

- 1. Reporting Month: June Year: 2008
- 2. Reporting Company: Tampa Electric Company
- 3. Plant Name: United Maritime Group - Big Bend Station (1)

4. Name, Title & Telephone Number of Contact Person Concerning Data
 Submitted on this Form: Jeffrey Chronister, Assistant Controller
 (813) 228 - 1609

5. Signature of Official Submitting Form: 
 Jeffrey Chronister, Assistant Controller

6. Date Completed: August 15, 2008

Line No. (a)	Supplier Name (b)	Mine Location (c)	Shipping Point (d)	Transport Mode (e)	Tons (f)	(2) Effective Purchase Price (\$/Ton) (g)	Add'l Shorthaul & Loading Charges (\$/Ton) (h)	Rail Rate (\$/Ton) (i)	Other Rail Charges (\$/Ton) (j)	River Barge Rate (\$/Ton) (k)	Trans-loading Rate (\$/Ton) (l)	Ocean Barge Rate (\$/Ton) (m)	Other Water Charges (\$/Ton) (n)	Other Related Charges (\$/Ton) (o)	Total Transportation Charges (\$/Ton) (p)	Delivered Price Facility (\$/Ton) (q)
1.	Alliance Coal	10,IL,193	White Cnty., IL	RB	46,961.77	\$36.91	\$0.00	\$0.00	\$0.00	\$13.14	\$0.00	\$0.00	\$0.00	\$0.00	\$13.14	\$50.05
2.	Coal Sales	10,IL,157	Randolph Cnty., IL	RB	66,819.30	\$31.82	\$0.00	\$0.00	\$0.00	\$13.58	\$0.00	\$0.00	\$0.00	\$0.00	\$13.58	\$45.40
3.	Dodge Hill Mining	9,KY,225	Union Cnty., KY	RB	29,139.00	\$45.92	\$0.00	\$0.00	\$0.00	\$12.66	\$0.00	\$0.00	\$0.00	\$0.00	\$12.66	\$58.58
4.	Dodge Hill Mining	10,IL,59	Gallatin Cnty., IL	RB	6,708.60	\$45.31	\$0.00	\$0.00	\$0.00	\$12.75	\$0.00	\$0.00	\$0.00	\$0.00	\$12.75	\$58.06
5.	Dodge Hill Mining	10,IL,59	Gallatin Cnty., IL	RB	4,993.40	\$43.79	\$0.00	\$0.00	\$0.00	\$12.75	\$0.00	\$0.00	\$0.00	\$0.00	\$12.75	\$56.54
6.	Knight Hawk	10,IL,77&145	Jackson & Perry Cnty., IL	RB	17,966.27	\$28.50	\$0.00	\$0.00	\$0.00	\$13.68	\$0.00	\$0.00	\$0.00	\$0.00	\$13.68	\$42.18
7.	Coal Sales	10,IL,165	Saline Cnty., IL	RB	84,036.10	\$41.50	\$0.00	\$0.00	\$0.00	\$12.75	\$0.00	\$0.00	\$0.00	\$0.00	\$12.75	\$54.25
8.	Dodge Hill Mining	9,KY,225	Union Cnty., KY	RB	10,991.50	\$44.22	\$0.00	\$0.00	\$0.00	\$12.66	\$0.00	\$0.00	\$0.00	\$0.00	\$12.66	\$56.88
9.	Dodge Hill Mining	10,IL,59	Gallatin Cnty., IL	RB	5,352.40	\$44.87	\$0.00	\$0.00	\$0.00	\$12.75	\$0.00	\$0.00	\$0.00	\$0.00	\$12.75	\$57.62
10.	Knight Hawk	10,IL,77&145	Jackson & Perry Cnty., IL	RB	10,985.00	\$31.65	\$0.00	\$0.00	\$0.00	\$13.68	\$0.00	\$0.00	\$0.00	\$0.00	\$13.68	\$45.33
11.	SMCC	9, KY, 233	Webster Cnty., KY	RB	16,753.50	\$35.00	\$0.00	\$0.00	\$0.00	\$14.55	\$0.00	\$0.00	\$0.00	\$0.00	\$14.55	\$49.55
12.	Dodge Hill Mining	9,KY,225	Union Cnty., KY	RB	25,117.40	\$45.48	\$0.00	\$0.00	\$0.00	\$12.66	\$0.00	\$0.00	\$0.00	\$0.00	\$12.66	\$58.14
13.	Phoenix	9,KY,177	Muhlenberg Cnty., KY	RB	25,177.60	\$32.05	\$0.00	\$0.00	\$0.00	\$15.24	\$0.00	\$0.00	\$0.00	\$0.00	\$15.24	\$47.29
14.	Dodge Hill Mining	10,IL,59	Gallatin Cnty., IL	RB	801.60	\$44.87	\$0.00	\$0.00	\$0.00	\$12.65	\$0.00	\$0.00	\$0.00	\$0.00	\$12.65	\$57.52
15.	Williamson Energy	10,IL,199	Williamson Cnty., IL	RB	31,509.00	\$34.00	\$0.00	\$0.00	\$0.00	\$12.26	\$0.00	\$0.00	\$0.00	\$0.00	\$12.26	\$46.26

(1) As TECO Bulk Terminal Transfer Facility is a central storage site for coal prior to its delivery to the power plant, the coal from suppliers noted on this schedule is delivered to Big Bend Station but could ultimately be delivered to Polk Station.

(2) Tampa Electric purchases coal F.O.B. shipping point or F.O.B. destination.

**** SPECIFIED CONFIDENTIAL ****


MONTHLY REPORT OF COST AND QUALITY OF COAL FOR ELECTRIC PLANTS
ORIGIN, TONNAGE, DELIVERED PRICE AND AS RECEIVED QUALITY

1. Reporting Month: June Year: 2008

2. Reporting Company: Tampa Electric Company

3. Plant Name: United Maritime Group Transfer Facility - Polk Station (1)

4. Name, Title & Telephone Number of Contact Person Concerning Data
Submitted on this Form: Jeffrey Chronister, Assistant Controller
(813) 228 - 1609

5. Signature of Official Submitting Form: 
Jeffrey Chronister, Assistant Controller

6. Date Completed: August 15, 2008

Line No. (a)	Supplier Name (b)	Mine Location (c)	Purchase Type (d)	Transport Mode (e)	Tons (f)	Effective Purchase Price (\$/Ton) (g)	Total Transport Charges (\$/Ton) (h)	Delivered Price Transfer Facility (\$/Ton) (i)	As Received Coal Quality			
									Sulfur Content % (j)	BTU Content (BTU/lb) (k)	Ash Content % (l)	Moisture Content % (m)
1.	Oxbow Petcoke	N/A	S	RB	22,543.92	\$35.50	\$4.69	\$40.19	5.05	14,274	0.30	5.62

(1) As United Maritime Group Transfer Facility is a central storage site for coal prior to its delivery to the power plant, the coal from suppliers noted on this schedule is delivered to Polk Station but could ultimately be delivered to Big Bend Station.

DECLASSIFIED

CONFIDENTIAL

**** SPECIFIED CONFIDENTIAL ****


MONTHLY REPORT OF COST AND QUALITY OF COAL FOR ELECTRIC PLANTS
 DETAILED PURCHASED COAL INVOICE INFORMATION

1. Reporting Month: June Year: 2008

2. Reporting Company: Tampa Electric Company

3. Plant Name: United Maritime Group Transfer Facility - Polk Station (1)

4. Name, Title & Telephone Number of Contact Person Concerning Data
 Submitted on this Form: Jeffrey Chronister, Assistant Controller
 (813) - 228 - 1609

5. Signature of Official Submitting Form: 
 Jeffrey Chronister, Assistant Controller

6. Date Completed: August 15, 2008

Line No. (a)	Supplier Name (b)	Mine Location (c)	Purchase Type (d)	Tons (e)	F.O.B.(2) Mine Price (\$/Ton) (f)	Shorthaul & Loading Charges (\$/Ton) (g)	Original Invoice Price (\$/Ton) (h)	Retro-active Price Adjustments (\$/Ton) (i)	Base Price (\$/Ton) (j)	Quality Adjustments (\$/Ton) (k)	Effective Purchase Price (\$/Ton) (l)
1.	Oxbow Petcoke	N/A	S	22,543.92	N/A	\$0.00	\$35.50	\$0.00	\$35.50	\$0.00	\$35.50

(1) As United Maritime Group Transfer Facility is a central storage site for coal prior to its delivery to the power plant, the coal from suppliers noted on this schedule is delivered to Polk Station but could ultimately be delivered to Big Bend Station.

(2) Tampa Electric purchases coal F.O.B. shipping point or F.O.B. destination.

DECLASSIFIED

CONFIDENTIAL

**** SPECIFIED CONFIDENTIAL ****

MONTHLY REPORT OF COST AND QUALITY OF COAL FOR ELECTRIC PLANTS
 DETAIL OF TRANSPORTATION CHARGES

1. Reporting Month: June Year: 2008

2. Reporting Company: Tampa Electric Company

3. Plant Name: United Maritime Group Transfer Facility - Polk Station (1)

4. Name, Title & Telephone Number of Contact Person Concerning Data
 Submitted on this Form: Jeffrey Chronister, Assistant Controller
 (813) 228 - 1609

5. Signature of Official Submitting Form:

Jeffrey Chronister, Assistant Controller

6. Date Completed: August 15, 2008

Line No. (a)	Supplier Name (b)	Mine Location (c)	Shipping Point (d)	Transport Mode (e)	Tons (f)	(2) Effective Purchase Price (\$/Ton) (g)	Add'l Shorthaul & Loading Charges (\$/Ton) (h)	Rail Charges		Waterborne Charges					Total Transportation Charges (\$/Ton) (p)	Delivered Price Transfer Facility (\$/Ton) (q)
								Rail Rate (\$/Ton) (i)	Other Rail Charges (\$/Ton) (j)	River Barge Rate (\$/Ton) (k)	Trans-loading Rate (\$/Ton) (l)	Ocean Barge Rate (\$/Ton) (m)	Other Water Charges (\$/Ton) (n)	Other Related Charges (\$/Ton) (o)		
1.	Oxbow Petcoke	N/A	Davant, La.	RB	22,543.92	\$35.50	\$0.00	\$0.00	\$0.00	\$4.69	\$0.00	\$0.00	\$0.00	\$0.00	\$4.69	\$40.19

(1) As United Maritime Group Transfer Facility is a central storage site for coal prior to its delivery to the power plant, the coal from suppliers noted on this schedule is delivered to Polk Station but could ultimately be delivered to Big Bend Station.

DECLASSIFIED

CONFIDENTIAL

FPSC Form 423-2

MONTHLY REPORT OF COST AND QUALITY OF COAL FOR ELECTRIC PLANTS
ORIGIN, TONNAGE, DELIVERED PRICE AND AS RECEIVED QUALITY

1. Reporting Month: June Year: 2008

2. Reporting Company: Tampa Electric Company

3. Plant Name: Big Bend Station (1)

4. Name, Title & Telephone Number of Contact Person Concerning Data
Submitted on this Form: Jeffrey Chronister, Assistant Controller
(813) 228 - 1609

5. Signature of Official Submitting Form: 
Jeffrey Chronister, Assistant Controller

6. Date Completed: August 15, 2008

Line No. (a)	Supplier Name (b)	Mine Location (c)	Purchase Type (d)	Transport Mode (e)	Tons (f)	Effective Purchase Price (\$/Ton) (g)	Total Transport Charges (\$/Ton) (h)	FOB Plant Price (\$/Ton) (i)	As Received Coal Quality			
									Sulfur Content % (j)	BTU Content (BTU/lb) (k)	Ash Content % (l)	Moisture Content % (m)
1.	Transfer Facility - Big Bend	N/A	N/A	OB	409,493.00	\$51.61	\$13.31	\$64.92	2.77	11,663	8.87	10.97
2.	Transfer Facility - Polk	N/A	N/A	OB	0.00	\$0.00	\$0.00	\$0.00	-	-	-	-
3.	City of Lakeland	N/A	S	OB	1,665.58	\$75.00	\$0.00	\$75.00	1.18	11,798	11.14	7.34

(1) This page includes all coal delivered to Big Bend for use at Big Bend or Polk Effective with the January 2008 filing.


DECLASSIFIED

CONFIDENTIAL

MONTHLY REPORT OF COST AND QUALITY OF COAL FOR ELECTRIC PLANTS
 DETAILED PURCHASED COAL INVOICE INFORMATION

- 1. Reporting Month: June Year: 2008
- 2. Reporting Company: Tampa Electric Company
- 3. Plant Name: Big Bend Station

4. Name, Title & Telephone Number of Contact Person Concerning Data
 Submitted on this Form: Jeffrey Chronister, Assistant Controller
 (813) 228 - 1609

5. Signature of Official Submitting Form: 
 Jeffrey Chronister, Assistant Controller

6. Date Completed: August 15, 2008

Line No. (a)	Supplier Name (b)	Mine Location (c)	Purchase Type (d)	Tons (e)	F.O.B. Mine Price (\$/Ton) (f)	Shorthaul & Loading Charges (\$/Ton) (g)	Original Invoice Price (\$/Ton) (h)	Retro-active Price Adjustments (\$/Ton) (i)	Base Price (\$/Ton) (j)	Quality Adjustments (\$/Ton) (k)	Effective Purchase Price (\$/Ton) (l)
1.	Transfer Facility - Big Bend	N/A	N/A	409,493.00	N/A	\$0.00	\$51.61	\$0.00	\$51.61	\$0.00	\$51.61
2.	Transfer Facility - Polk	N/A	N/A	0.00	N/A	\$0.00	\$0.00	\$0.00	\$0.00	\$0.00	\$0.00
3.	City of Lakeland	N/A	S	1,665.58	N/A	\$0.00	\$75.00	\$0.00	\$75.00	\$0.00	\$75.00

DECLASSIFIED

CONFIDENTIAL

MONTHLY REPORT OF COST AND QUALITY OF COAL FOR ELECTRIC PLANTS
 DETAIL OF TRANSPORTATION CHARGES

1. Reporting Month: June Year: 2008
 2. Reporting Company: Tampa Electric Company
 3. Plant Name: Big Bend Station (1)

4. Name, Title & Telephone Number of Contact Person Concerning Data
 Submitted on this Form: Jeffrey Chronister, Assistant Controller
 (813) 228 - 1609

5. Signature of Official Submitting Form: 
 Jeffrey Chronister, Assistant Controller

6. Date Completed: August 15, 2008

Line No. (a)	Supplier Name (b)	Mine Location (c)	Shipping Point (d)	Transport Mode (e)	Tons (f)	Effective Purchase Price (\$/Ton) (g)	Add'l Shorthaul & Loading Charges (\$/Ton) (h)	Rail Charges		Waterborne Charges					Total Transportation Charges (\$/Ton) (p)	FOB Plant Price (\$/Ton) (q)
								Rail Rate (\$/Ton) (i)	Other Rail Charges (\$/Ton) (j)	River Barge Rate (\$/Ton) (k)	Trans-loading Rate (\$/Ton) (l)	Ocean Barge Rate (\$/Ton) (m)	Other Water Charges (\$/Ton) (n)	Other Related Charges (\$/Ton) (o)		
1.	Transfer Facility - Big Bend	N/A	Davant, La.	OB	409,493.00	\$51.61	\$0.00	\$0.00	\$0.00	\$0.00	\$0.00	\$13.31	\$0.00	\$0.00	\$13.31	\$64.92
2.	Transfer Facility - Polk	N/A	Davant, La.	OB	0.00	\$0.00	\$0.00	\$0.00	\$0.00	\$0.00	\$0.00	\$0.00	\$0.00	\$0.00	\$0.00	\$0.00
3.	City of Lakeland	N/A	N/A	OB	1,665.58	\$75.00	\$0.00	\$0.00	\$0.00	\$0.00	\$0.00	\$0.00	\$0.00	\$0.00	\$0.00	\$75.00

DECLASSIFIED

(1) The Ocean Barge Rate (\$/Ton) reported in column (m) includes terminal charges incurred at TECO Bulk Terminal and ocean shipping charges.

CONFIDENTIAL

**** SPECIFIED CONFIDENTIAL ****


MONTHLY REPORT OF COST AND QUALITY OF COAL FOR ELECTRIC PLANTS
ORIGIN, TONNAGE, DELIVERED PRICE AND AS RECEIVED QUALITY

1. Reporting Month: June Year: 2008

2. Reporting Company: Tampa Electric Company

3. Plant Name: Polk Station (1)

4. Name, Title & Telephone Number of Contact Person Concerning Data
Submitted on this Form: Jeffrey Chronister, Assistant Controller
(813) 228 - 1609

5. Signature of Official Submitting Form: 
Jeffrey Chronister, Assistant Controller

6. Date Completed: August 15, 2008

Line No. (a)	Supplier Name (b)	Mine Location (c)	Purchase Type (d)	Transport Mode (e)	Tons (f)	Effective Purchase Price (\$/Ton) (g)	Total Transport Charges (\$/Ton) (h)	FOB Plant Price (\$/Ton) (i)	As Received Coal Quality			
									Sulfur Content % (j)	BTU Content (BTU/lb) (k)	Ash Content % (l)	Moisture Content % (m)
1.	Transfer facility	N/A	N/A	OB	24,830.33	\$0.00	\$4.57	\$4.57	-	-	-	-

(1) This page includes coal received at Big Bend and subsequently trucked to Polk. Effective with the January 2008 filing.

DECLASSIFIED


CONFIDENTIAL

**** SPECIFIED CONFIDENTIAL ****

MONTHLY REPORT OF COST AND QUALITY OF COAL FOR ELECTRIC PLANTS
 DETAILED PURCHASED COAL INVOICE INFORMATION

- 1. Reporting Month: June Year: 2008
- 2. Reporting Company: Tampa Electric Company
- 3. Plant Name: Polk Station

4. Name, Title & Telephone Number of Contact Person Concerning Data
 Submitted on this Form: Jeffrey Chronister, Assistant Controller
 (813) 228 - 1609

5. Signature of Official Submitting Form: 
 Jeffrey Chronister, Assistant Controller

6. Date Completed: August 15, 2008

Line No. (a)	Supplier Name (b)	Mine Location (c)	Purchase Type (d)	Tons (e)	F.O.B. Mine Price (\$/Ton) (f)	Shorthaul & Loading Charges (\$/Ton) (g)	Original Invoice Price (\$/Ton) (h)	Retro-active Price Adjustments (\$/Ton) (i)	Base Price (\$/Ton) (j)	Quality Adjustments (\$/Ton) (k)	Effective Purchase Price (\$/Ton) (l)
1.	Transfer facility	N/A	N/A	24,830.33	N/A	\$0.00	\$0.00	\$0.00	\$0.00	\$0.00	\$0.00

DECLASSIFIED

CONFIDENTIAL

**** SPECIFIED CONFIDENTIAL ****

MONTHLY REPORT OF COST AND QUALITY OF COAL FOR ELECTRIC PLANTS
 DETAIL OF TRANSPORTATION CHARGES

- 1. Reporting Month: June Year: 2008
- 2. Reporting Company: Tampa Electric Company
- 3. Plant Name: Polk Station (1)

4. Name, Title & Telephone Number of Contact Person Concerning Data
 Submitted on this Form: Jeffrey Chronister, Assistant Controller
 (813) 228 - 1609

5. Signature of Official Submitting Form: 
 Jeffrey Chronister, Assistant Controller

6. Date Completed: August 15, 2008

Line No. (a)	Supplier Name (b)	Mine Location (c)	Shipping Point (d)	Transport Mode (e)	Tons (f)	Effective Purchase Price (\$/Ton) (g)	Add'l Shorthaul & Loading Charges (\$/Ton) (h)	Rail Charges		Waterborne Charges				Other Related Charges (\$/Ton) (o)	Total Transportation Charges (\$/Ton) (p)	FOB Plant Price (\$/Ton) (q)
								Rail Rate (\$/Ton) (i)	Other Rail Charges (\$/Ton) (j)	River Barge Rate (\$/Ton) (k)	Trans-loading Rate (\$/Ton) (l)	Ocean Barge Rate (\$/Ton) (m)	Other Water Charges (\$/Ton) (n)			
1.	Transfer facility	N/A	N/A	OB	24,830.33	\$0.00	\$0.00	\$0.00	\$0.00	\$0.00	\$0.00	\$0.00	\$0.00	\$4.57	\$4.57	\$4.57

DECLASSIFIED

(1) Col (o) Other Related Charges includes the cost of trucking.

CONFIDENTIAL

MONTHLY REPORT OF COST AND QUALITY OF COAL FOR ELECTRIC PLANTS
REPORT OF ADJUSTMENTS TO PREVIOUS COAL DELIVERED

1. Reporting Month: June Year: 2008

2. Reporting Company: Tampa Electric Company

3. Name, Title & Telephone Number of Contact Person Concerning Data
Submitted on this Form: Jeffrey Chronister, Assistant Controller
(813) 228 - 1609

4. Signature of Official Submitting Report: 
Jeffrey Chronister, Assistant Controller

5. Date Completed: August 15, 2008

Line No. (a)	Month Reported (b)	Form Plant Name (c)	Intended Generating Plant (d)	Supplier (e)	Original Line Number (f)	Old Volume Tons (g)	Form No. (h)	Column Designator & Title (i)	Old Value (j)	New Value (k)	Delivered Price Transfer Facility (\$/Ton) (l)	Reason for Revision (m)
1.	January 2008	Transfer Facility	Big Bend	Coal Sales	2.	25,400.30	423-2(a)	Col. (k), Quality Adjustments (\$/Ton)	\$0.00	\$2.39	\$47.15	Quality Adjustment
2.	January 2008	Transfer Facility	Big Bend	Dodge Hill Mining	3.	45,583.80	423-2(a)	Col. (i), Price Adjustments (\$/Ton)	\$2.84	\$3.53	\$59.08	Price Adjustment
3.	January 2008	Transfer Facility	Big Bend	Knight Hawk	4.	19,922.40	423-2(a)	Col. (k), Quality Adjustments (\$/Ton)	\$0.00	(\$0.43)	\$41.10	Quality Adjustment
4.	January 2008	Transfer Facility	Big Bend	Oxbow Mining	5.	23,440.03	423-2(a)	Col. (k), Quality Adjustments (\$/Ton)	\$0.00	\$1.27	\$75.45	Quality Adjustment
5.	January 2008	Transfer Facility	Big Bend	Oxbow Mining	5.	23,440.03	423-2(a)	Col. (i), Price Adjustments (\$/Ton)	\$0.00	\$4.76	\$80.21	Price Adjustment
6.	January 2008	Transfer Facility	Big Bend	Coal Sales	6.	40,263.80	423-2(a)	Col. (k), Quality Adjustments (\$/Ton)	\$0.00	\$0.56	\$52.02	Quality Adjustment
7.	January 2008	Transfer Facility	Big Bend	Coal Sales	6.	40,263.80	423-2(a)	Col. (i), Price Adjustments (\$/Ton)	\$0.14	(\$0.14)	\$51.88	Price Adjustment
8.	January 2008	Transfer Facility	Big Bend	Dodge Hill Mining	7.	12,026.30	423-2(a)	Col. (k), Quality Adjustments (\$/Ton)	\$0.00	\$2.42	\$58.47	Quality Adjustment
9.	January 2008	Transfer Facility	Big Bend	Dodge Hill Mining	7.	12,026.30	423-2(a)	Col. (i), Price Adjustments (\$/Ton)	\$0.00	\$0.69	\$59.16	Price Adjustment
10.	January 2008	Transfer Facility	Big Bend	Knight Hawk	8.	18,144.75	423-2(a)	Col. (k), Quality Adjustments (\$/Ton)	\$0.00	(\$0.09)	\$44.26	Quality Adjustment
11.	January 2008	Transfer Facility	Big Bend	SMCC	9.	18,906.30	423-2(a)	Col. (k), Quality Adjustments (\$/Ton)	\$0.00	\$0.34	\$46.27	Quality Adjustment
12.	January 2008	Transfer Facility	Big Bend	Dodge Hill Mining	10.	5,147.90	423-2(a)	Col. (k), Quality Adjustments (\$/Ton)	\$0.00	\$4.20	\$57.86	Quality Adjustment
13.	January 2008	Transfer Facility	Big Bend	Dodge Hill Mining	10.	5,147.90	423-2(a)	Col. (i), Price Adjustments (\$/Ton)	\$0.00	\$0.69	\$58.55	Price Adjustment
14.	February 2008	Transfer Facility	Big Bend	Coal Sales	2.	39,168.00	423-2(a)	Col. (k), Quality Adjustments (\$/Ton)	\$0.00	\$2.47	\$47.23	Quality Adjustment
15.	February 2008	Transfer Facility	Big Bend	Dodge Hill Mining	3.	24,435.50	423-2(a)	Col. (k), Quality Adjustments (\$/Ton)	\$0.00	\$2.26	\$57.81	Quality Adjustment
16.	February 2008	Transfer Facility	Big Bend	Dodge Hill Mining	3.	24,435.50	423-2(a)	Col. (i), Price Adjustments (\$/Ton)	\$0.00	\$0.43	\$58.24	Price Adjustment
17.	February 2008	Transfer Facility	Big Bend	Coal Sales	6.	49,989.20	423-2(a)	Col. (k), Quality Adjustments (\$/Ton)	\$0.00	\$1.25	\$52.57	Quality Adjustment
18.	February 2008	Transfer Facility	Big Bend	Dodge Hill Mining	7.	29,258.80	423-2(a)	Col. (i), Price Adjustments (\$/Ton)	\$0.00	\$0.43	\$58.28	Price Adjustment
19.	February 2008	Transfer Facility	Big Bend	Knight Hawk	8.	9,850.43	423-2(a)	Col. (k), Quality Adjustments (\$/Ton)	\$0.00	\$0.21	\$44.56	Quality Adjustment
20.	February 2008	Transfer Facility	Big Bend	Dodge Hill Mining	9.	14,791.20	423-2(a)	Col. (k), Quality Adjustments (\$/Ton)	\$0.00	\$2.26	\$57.80	Quality Adjustment
21.	February 2008	Transfer Facility	Big Bend	Dodge Hill Mining	9.	14,791.20	423-2(a)	Col. (i), Price Adjustments (\$/Ton)	\$0.00	\$0.43	\$58.23	Price Adjustment
22.	February 2008	Transfer Facility	Big Bend	Dodge Hill Mining	11.	9,055.20	423-2(a)	Col. (k), Quality Adjustments (\$/Ton)	\$2.52	\$0.00	\$53.66	Quality Adjustment


MONTHLY REPORT OF COST AND QUALITY OF COAL FOR ELECTRIC PLANTS
 REPORT OF ADJUSTMENTS TO PREVIOUS COAL DELIVERED

3. Name, Title & Telephone Number of Contact Person Concerning Data
 Submitted on this Form: Jeffrey Chronister, Assistant Controller
 (813) 228 - 1609

1. Reporting Month: June Year: 2008

2. Reporting Company: Tampa Electric Company

4. Signature of Official Submitting Report:



Jeffrey Chronister, Assistant Controller

5. Date Completed: August 15, 2008

Line No. (a)	Month Reported (b)	Form Plant Name (c)	Intended Generating Plant (d)	Supplier (e)	Original Line Number (f)	Old Volume Tons (g)	Form No. (h)	Column Designator & Title (i)	Old Value (j)	New Value (k)	Delivered Price Transfer Facility (\$/Ton) (l)	Reason for Revision (m)
23.	February 2008	Transfer Facility	Big Bend	Dodge Hill Mining	11.	9,055.20	423-2(a)	Col. (j), Price Adjustments (\$/Ton)	\$0.00	\$0.43	\$54.09	Price Adjustment
24.	March 2008	Transfer Facility	Big Bend	Coal Sales	2.	6,346.80	423-2(a)	Col. (k), Quality Adjustments (\$/Ton)	\$0.00	\$0.92	\$45.68	Quality Adjustment
25.	March 2008	Transfer Facility	Big Bend	Dodge Hill Mining	3.	28,636.10	423-2(a)	Col. (k), Quality Adjustments (\$/Ton)	\$0.00	\$1.30	\$56.96	Quality Adjustment
26.	March 2008	Transfer Facility	Big Bend	Dodge Hill Mining	4.	2,067.10	423-2(a)	Col. (k), Quality Adjustments (\$/Ton)	\$0.00	\$1.30	\$57.05	Quality Adjustment
27.	March 2008	Transfer Facility	Big Bend	Dodge Hill Mining	5.	15,230.60	423-2(a)	Col. (k), Quality Adjustments (\$/Ton)	\$0.00	\$1.30	\$56.95	Quality Adjustment
28.	March 2008	Transfer Facility	Big Bend	Oxbow Mining	8.	24,320.73	423-2(a)	Col. (k), Quality Adjustments (\$/Ton)	\$0.00	(\$0.62)	\$77.85	Quality Adjustment
29.	March 2008	Transfer Facility	Big Bend	Oxbow Mining	8.	24,320.73	423-2(a)	Col. (j), Price Adjustments (\$/Ton)	\$4.29	\$4.22	\$77.78	Price Adjustment
30.	March 2008	Transfer Facility	Big Bend	Coal Sales	9.	28,818.90	423-2(a)	Col. (k), Quality Adjustments (\$/Ton)	\$0.00	\$0.89	\$52.21	Quality Adjustment
31.	March 2008	Transfer Facility	Big Bend	Coal Sales	10.	13,322.50	423-2(a)	Col. (k), Quality Adjustments (\$/Ton)	\$0.00	\$0.89	\$54.61	Quality Adjustment
32.	March 2008	Transfer Facility	Big Bend	Knight Hawk	12.	11,728.00	423-2(a)	Col. (k), Quality Adjustments (\$/Ton)	\$0.00	\$0.01	\$44.36	Quality Adjustment
33.	March 2008	Transfer Facility	Big Bend	Phoenix	14.	9,426.30	423-2(a)	Col. (k), Quality Adjustments (\$/Ton)	\$0.00	(\$0.77)	\$45.87	Quality Adjustment