



John T. Butler
 Senior Attorney
 Regulatory
 Florida Power & Light Company
 700 Universe Boulevard
 Juno Beach, FL 33408-0420
 (561) 304-5639
 (561) 691-7135 (Facsimile)

REDACTED

December 15, 2008

RECEIVED-FPSC
 08 DEC 15 PM 1:45
 COMMISSION
 CLERK

VIA HAND DELIVERY

Ms. Ann Cole, Director
 Division of the Commission Clerk and
 Administrative Services
 Florida Public Service Commission
 Betty Easley Conference Center, Room 110
 2540 Shumard Oak Boulevard
 Tallahassee, Florida 32399-0850

Re: Docket No. 080001-EI – Monthly Fuel Filings

Dear Ms. Cole:

Enclosed herewith for filing are the original and seven (7) copies of the following monthly fuel reports for FPL:

- (a) FPSC Forms 423-1, 423-1(a), and 423-1(b) for Florida Power & Light Company for the month of September 2008;
- (b) FPSC Forms 423-2, 423-2(a), and 423-2(b) for St. Johns River Power Park (SJRPP) for the month of September 2008; and
- (c) FPSC Forms 423-2, 423-2(a), and 423-2(b) for Plant Scherer for the month of August 2008.

FPL's Request for Confidential Classification of the information removed from FPL FPSC Form 423 1(a) and SJRPP FPSC Forms 423-2, 423-2(a), and 423-2(b) is being filed under separate cover. Should you have any questions regarding this filing, please contact me at (561) 304-5639.

Thank you for your attention to this matter, I remain,

Sincerely,

John T. Butler

COM _____
 ECR 2
 GCL _____
 OFC _____
 RCP _____
 SMC _____
 DCA _____
 ADM _____
 CLK _____

ITB/jsb
 Enclosures
 cc: Service List

DOCUMENT NUMBER-DATE
 11547 DEC 15 08
 FPSC-COMMISSION CLERK

MONTHLY REPORT OF COST AND QUALITY OF FUEL OIL FOR ELECTRIC PLANTS
ORIGIN, VOLUME, DELIVERED PRICE AND AS RECEIVED QUANTITY

FPSC FORM NO. 423-1

1. REPORTING MONTH: SEP YEAR: 2008

3. NAME, TITLE TELEPHONE NUMBER OF CONTACT PERSON CONCERNING DATA
SUBMITTED ON THIS FORM: KORY DUBIN, REGULATORY AFFAIRS, (305) 552-4910.

2. REPORTING COMPANY: FLORIDA POWER & LIGHT COMPANY

4. SIGNATURE OF OFFICIAL SUBMITTING REPORT: 

5. DATE COMPLETED: 11/10/2008

LINE NO	PLANT	SUPPLIER	SHIPPING POINT	PURCHASE TYPE	DELIVERY LOCATION	DELIVERY DATE	TYPE OIL	SULFUR (%)	BTU CONTENT (BTU / GAL)	VOLUME (BBL)	PRICE (\$/BBL)
1	MARTIN	CONOCO	MARRERO	MTC	PALM BEACH	09/18/2008	F06	1.00	154619	108970	87.8900
2	MARTIN	CONOCO	MARRERO	MTC	PALM BEACH	09/27/2008	F06	0.99	153714	108719	91.8900
3	MANATEE	SEMPRA	NOLA	S	PORT MANATEE	09/08/2008	F06	1.00	152690	148072	102.0400
4	PT. EVERGLADES	SEMPRA	BORCO, BAHAMAS	S	PORT EVERGLADES	09/10/2008	F06	1.00	151524	219319	89.5200
5	TURKEY POINT	SEMPRA	NOLA	S	FISHER ISLAND	09/19/2008	F06	1.00	152500	144034	106.6400
6	CAPE CANAVERAL	SHELL	BORCO, BAHAMAS	S	PORT CANAVERAL	09/17/2008	F06	1.00	151190	107409	89.9700
7	MARTIN	SHELL	ST. ROSE	S	PALM BEACH	09/17/2008	F06	0.84	151738	134816	89.6100
8	MARTIN	SHELL	ST. ROSE	S	PALM BEACH	09/29/2008	F06	0.99	152905	134637	87.7000
9	RIVIERA	SHELL	BORCO, BAHAMAS	S	RIVIERA	09/19/2008	F06	1.00	151452	67721	89.9700
10	PT. EVERGLADES	TPSI	NA-TRUCK DELIVERY			09/09/2008	F03	N/A	N/A	24970	137.8100
11	PT. EVERGLADES	AMERIGAS	NA-TRUCK DELIVERY	STC		09/05/2008	PRO	N/A	N/A	10	160.1300
12	PT. EVERGLADES	AMERIGAS	NA-TRUCK DELIVERY	STC		09/25/2008	PRO	N/A	N/A	12	160.2000
13	TURKEY POINT	AMERIGAS	NA-TRUCK DELIVERY	STC		09/24/2008	PRO	N/A	N/A	6	143.8100
14	RIVIERA	FERRELL	NA-TRUCK DELIVERY	STC		09/05/2008	PRO	N/A	N/A	3	162.6600
15	RIVIERA	FERRELL	NA-TRUCK DELIVERY	STC		09/12/2008	PRO	N/A	N/A	3	162.0500
16	RIVIERA	FERRELL	NA-TRUCK DELIVERY	STC		09/19/2008	PRO	N/A	N/A	3	164.5100
17	MARTIN	INDIANTOWN	NA-TRUCK DELIVERY	STC		09/09/2008	PRO	N/A	N/A	9	110.8800
18	CAPE CANAVERAL	SUBURBAN	NA-TRUCK DELIVERY	STC		09/16/2008	PRO	N/A	N/A	9	110.8800
19	MANATEE	SUBURBAN	NA-TRUCK DELIVERY	STC		09/01/2008	PRO	N/A	N/A	7	95.7600

DOCUMENT NUMBER-DATE

11547 DEC 15 8

FPSC-COMMISSION CLERK


MONTHLY REPORT OF COST AND QUALITY OF FUEL OIL FOR ELECTRIC PLANTS
 DETAIL OF INVOICE AND TRANSPORTATION CHARGES

FPSC FORM NO. 423-1 (a)

1. REPORTING MONTH: SEP YEAR: 2008

2. REPORTING COMPANY: FLORIDA POWER LIGHT COMPANY

3. NAME, TITLE, TELEPHONE NUMBER OF CONTACT PERSON CONCERNING DATA
 SUBMITTED ON THIS FORM: KORY DUBIN, REGULATORY AFFAIRS, (305) 552-4910.

4. SIGNATURE OF OFFICIAL SUBMITTING REPORT: 

5. DATE COMPLETED: 11/04/2008



(A) LINE NO.	(B) PLANT	(C) SUPPLIER	(D) DELIVERY LOCATION	(E) DELIVERY DATE	(F) TYPE OIL	(G) VOLUME (BBLs)	(H) INVOICE PRICE (\$/BBL)	(I) INVOICE AMOUNT (\$)	(J) DISCOUNT (\$)	(K) NET AMOUNT (\$)	(L) NET PRICE (\$/BBL)	(M) QUALITY ADJUST. (\$/BBL)	(N) EFFECTIVE PUR PRICE (\$/BBL)	(O) TRANSP TO TERM (\$/BBL)	(P) ADDITIONAL TRANS CHGS (\$/BBL)	(Q) OTHER CHGS (\$/BBL)	(R) DELIVERED PRICE (\$/BBL)
1	PMR	CONOCO	PALM BEACH	09/18/2008	F06	108970								0.0000			88.3279
2	PMR	CONOCO	PALM BEACH	09/27/2008	F06	108719								0.0000			92.3279
3	PMT	SEMPRA	PORT MANATEE	09/08/2008	F06	148072								0.0000			102.2757
4	PPE	SEMPRA	PORT EVERGLADES	09/10/2008	F06	219319								0.0000			89.7642
5	PTF	SEMPRA	FISHER ISLAND	09/19/2008	F06	144034								0.0000			107.4229
6	PCC	SHELL	PORT CANAVERAL	09/17/2008	F06	107409								0.0000			90.5265
7	PMR	SHELL	PALM BEACH	09/17/2008	F06	134816								0.0000			90.0479
8	PMR	SHELL	PALM BEACH	09/29/2008	F06	134637								0.0000			88.1379
9	PRV	SHELL	RIVIERA	09/19/2008	F06	67721								0.0000			90.1620
10	PFL	TPSI		09/09/2008	F03	24970								0.0000			137.8100
11	PPE	AMERIGAS		09/05/2008	PRO	10	160.1300	1,601	0	1,601	160.1300	0.0000	160.1300	0.0000	0.0000	0.0000	160.1300
12	PPE	AMERIGAS		09/25/2008	PRO	12	160.2000	1,922	0	1,922	160.2000	0.0000	160.2000	0.0000	0.0000	0.0000	160.2000
13	PTF	AMERIGAS		09/24/2008	PRO	6	143.8100	863	0	863	143.8100	0.0000	143.8100	0.0000	0.0000	0.0000	143.8100
14	PRV	FERRELL		09/05/2008	PRO	3	162.6600	488	0	488	162.6600	0.0000	162.6600	0.0000	0.0000	0.0000	162.6600
15	PRV	FERRELL		09/12/2008	PRO	3	162.0500	486	0	486	162.0500	0.0000	162.0500	0.0000	0.0000	0.0000	162.0500
16	PRV	FERRELL		09/19/2008	PRO	3	164.5100	494	0	494	164.5100	0.0000	164.5100	0.0000	0.0000	0.0000	164.5100
17	PMR	INDIANTOWN		09/09/2008	PRO	9	110.8800	998	0	998	110.8800	0.0000	110.8800	0.0000	0.0000	0.0000	110.8800
18	PCC	SUBURBAN		09/16/2008	PRO	9	110.8800	998	0	998	110.8800	0.0000	110.8800	0.0000	0.0000	0.0000	110.8800
19	PMT	SUBURBAN		09/01/2008	PRO	7	95.7600	670	0	670	95.7600	0.0000	95.7600	0.0000	0.0000	0.0000	95.7600

FPSC FORM NO. 423-1(b)

MONTHLY REPORT OF COST AND QUALITY OF FUEL OIL FOR ELECTRIC PLANTS
REPORT OF ADJUSTMENTS TO PREVIOUS OIL DELIVERIES

1. REPORTING MONTH: SEPTEMBER 2008

3. NAME, TITLE, & TELEPHONE NUMBER OF CONTACT PERSON CONCERNING DATA
SUBMITTED ON THIS FORM: KORY DUBIN, REGULATORY AFFAIRS,

2. REPORTING COMPANY: FLORIDA POWER & LIGHT COMPANY

4. SIGNATURE OF OFFICIAL SUBMITTING REPORT: 

5. DATE COMPLETED: 10/15/2008

LINE NO.	MONTH REPORTED	FORM PLANT NAME	SUPPLIER	ORIGINAL LINE NUMBER	OLD VOLUME (BBLs)	FORM NO.	COLUMN DESIGNATOR & TITLE	OLD VALUE	NEW VALUE	NEW DELIVERED PRICE (\$/BBL)	REASON FOR REVISION
(A)	(B)	(C)	(D)	(E)	(F)	(G)	(H)	(I)	(J)	(K)	(L)
1	NONE										

**MONTHLY REPORT OF COST AND QUALITY OF COAL FOR ELECTRIC PLANTS
ORIGIN, TONNAGE, DELIVERED PRICE AND AS RECEIVED QUALITY**

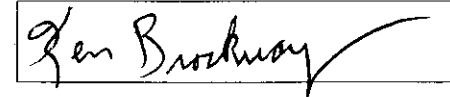
1. Report For Month/Yr: **September 2008**

2. Reporting Company: **Florida Power & Light**

3. Plant Name: **St. Johns River Power Park (SJRPP)**

4. Name, Title & Telephone Number of Contact
Person Concerning Data Submitted on this Form: **Terry Keith (305-552-4334)**

5. Signature of Official Submitting Report:



6. Date Completed:

October 16, 2008

Line No.	Supplier Name	Mine Location	Purchase Type	Transportation Mode	Tons	Effective Purchase Price (\$/Ton)	Total Trans Cost (\$/Ton)	FOB Plant Price (\$/Ton)	As Received Coal Quality			
									Sulfur Content (%)	Btu Content (%)	Ash Content (%)	Moisture Content (%)
(a)	(b)	(c)	(d)	(e)	(f)	(g)	(h)	(i)	(j)	(k)	(l)	(m)
1	Coal Marketing Company	45,IM,999	LTC	OC	68,479			51.85	0.56	10,996	9.40	13.77

EDITED COPY

**MONTHLY REPORT OF COST AND QUALITY OF COAL FOR ELECTRIC PLANTS
DETAIL OF INVOICE PURCHASE PRICE**


1. Report For Month/Yr: **September 2008**

2. Reporting Company: **Florida Power & Light**

3. Plant Name: **St. Johns River Power Park (SJRPP)**

4. Name, Title & Telephone Number of Contact
Person Concerning Data Submitted on this Form: **Terry Keith (305-552-4334)**

5. Signature of Official Submitting Report:



6. Date Completed: **October 16, 2008**

Line No.	Supplier Name	Mine Location	Purchase Type	Tons	FOB Mine Price (\$/Ton)	Short Haul & Loading Charge	Original Invoice Price (\$/Ton)	Retro-active Price Increases (\$/Ton)	Base Price (\$/Ton)	Quality Adjustments (\$/Ton)	Effective Purchase Price (\$/Ton)
(a)	(b)	(c)	(d)	(e)	(f)	(g)	(h)	(i)	(j)	(k)	(l)
1	Coal Marketing Company	45,IM,999	LTC	68,479		0.00		0.00		0.00	

EDITED COPY


**MONTHLY REPORT OF COST AND QUALITY OF COAL FOR ELECTRIC PLANTS
DETAIL OF TRANSPORTATION CHARGES**

1. Report For Month/Yr: **September 2008**

4. Name, Title & Telephone Number of Contact
Person Concerning Data Submitted on this Form: **Terry Keith (305-552-4334)**

2. Reporting Company: **Florida Power & Light**

5. Signature of Official Submitting Report:



3. Plant Name: **St. Johns River Power Park (SJRPP)**

6. Date Completed:

October 16, 2008

Line No.	Supplier Name	Mine Location	Shipping Point	Transportation Mode	Tons	Effective Purchase Price (\$/Ton)	Short Haul & Loading Charge (\$/Ton)	Rail Charges		Waterborne Charges				Total Transport Charges (\$/Ton)	FOB Plant Price (\$/Ton)	
								Rail Rate (\$/Ton)	Other Rail Charges (\$/Ton)	River Barge Rate (\$/Ton)	Trans-loading Rate (\$/Ton)	Ocean Barge Rate (\$/Ton)	Other Water Charges (\$/Ton)			Related Charges (\$/Ton)
(a)	(b)	(c)	(d)	(e)	(f)	(g)	(h)	(i)	(j)	(k)	(l)	(m)	(n)	(o)	(p)	(q)
1	Coal Marketing Company	45,1M,999	EL CERREJON	OC	68,479		0.00	0.00	0.00	0.00	0.00	0.00	0.00	0.00		51.85

EDITED COPY

**MONTHLY REPORT OF COST AND QUALITY OF COAL FOR ELECTRIC PLANTS
ORIGIN, TONNAGE, DELIVERED PRICE, AND AS RECEIVED QUALITY**

1. Reporting Month: **August** Year: **2008**
 2. Reporting Company: **FLORIDA POWER & LIGHT COMPANY**
 3. Plant Name: **R.W.SCHERER**

4. Name, Title & Telephone Number of Contact Person Concerning Data
 Submitted on this Form: Terry Keith
 (305) 552-4334
 5. Signature of Official Submitting Report: *Kenneth Brookway*
 6. Date Completed: **22-Oct-08**

Line No. (a)	Supplier Name (b)	Mine Location (c)	Purchase Type (d)	Transport Mode (e)	Tons (f)	Purchase Price (\$/Ton) (g)	Effective Transport Charges (\$/Ton) (h)	Total FOB Plant Price (\$/Ton) (i)	Sulfur Content (%) (j)	Btu Content (Btu/lb) (k)	Ash Content (%) (l)	Moisture Content (%) (m)
(1)	FOUNDATION COAL WEST	19/WY/5	S	UR	22,262.13	8.426	27.25	35.676	0.39	8,368	0.39	32.90
(2)	KENNECOTT COAL SALES	19/WY/5	S	UR	30,690.15	7.526	27.13	34.656	0.37	8,748	5.05	27.38
(3)	KENNECOTT COAL SALES	19/WY/5	S	UR	21,882.00	8.590	27.20	35.790	0.20	8,833	5.53	25.62
(4)	POWDER RIVER COAL CO	19/WY/5	S	UR	31,460.92	9.143	27.16	36.303	0.22	8,686	4.41	27.22
(5)	COALSALES, LLC	19/WY/5	S	UR	41,459.99	10.221	27.16	37.381	0.30	8,465	4.67	29.42
(6)	COAL SALES, LLC	19/WY/5	S	UR	36,191.29	8.580	27.01	35.590	0.27	8,174	4.43	30.87
(7)	KENNECOTT COAL SALES	19/WY/5	S	UR	8,387.27	13.704	27.20	40.904	0.24	8,880	4.85	25.69
(8)	FOUNDATION COAL WEST	19/WY/5	S	UR	38,907.16	11.206	27.10	38.306	0.30	8,407	4.37	29.50
(9)	BUCKSKIN MINING COMPAN'	19/WY/5	S	UR	13,924.38	10.907	27.05	37.957	0.25	8,368	4.59	29.58
(10)	NRG POWER MARKETING, IN	19/WY/5	S	UR	27,769.84	9.628	27.16	36.788	0.24	8,348	4.39	29.84

**MONTHLY REPORT OF COST AND QUALITY OF COAL FOR ELECTRIC PLANTS
DETAILED PURCHASED COAL INVOICE INFORMATION**

1. Reporting Month: **August** Year: **2008**
 2. Reporting Company: **FLORIDA POWER & LIGHT COMPANY**
 3. Plant Name: **R.W.SCHERER**

4. Name, Title & Telephone Number of Contact Person Concerning Data
 Submitted on this Form: Terry Keith
 (305) 552-4334
 5. Signature of Official Submitting Report:
 6. Date Completed: 22-Oct-08

Kenneth Brookway

Line No. (a)	Supplier Name (b)	Mine Location (c)	Purch. Type (d)	Tons (e)	FOB Mine Price (\$/Ton) (f)	Shorthaul & Loading Charges (\$/Ton) (g)	Original Invoice Price (\$/Ton) (h)	Retroactive Price Increase (\$/Ton) (i)	Base Price (\$/Ton) (j)	Quality Adjustments (\$/Ton) (k)	Effective Purchase Price (\$/Ton) (l)
(1)	FOUNDATION COAL WEST	19/WY/5	S	22,262.13	8.560	-	8.560	-	8.560	(0.134)	8.426
(2)	KENNECOTT COAL SALES	19/WY/5	S	30,690.15	7.501	-	7.501	-	7.501	0.025	7.526
(3)	KENNECOTT COAL SALES	19/WY/5	S	21,882.00	8.560	-	8.560	-	8.560	0.030	8.590
(4)	POWDER RIVER COAL CO	19/WY/5	S	31,460.92	9.630	-	9.630	-	9.630	(0.487)	9.143
(5)	COALSALES, LLC	19/WY/5	S	41,459.99	10.224	-	10.224	-	10.224	(0.003)	10.221
(6)	COAL SALES, LLC	19/WY/5	S	36,191.29	8.703	-	8.703	-	8.703	(0.123)	8.580
(7)	KENNECOTT COAL SALES	19/WY/5	S	8,387.27	13.589	-	13.589	-	13.589	0.115	13.704
(8)	FOUNDATION COAL WEST	19/WY/5	S	38,907.16	11.235	-	11.235	-	11.235	(0.029)	11.206
(9)	BUCKSKIN MINING COMPAN	19/WY/5	S	13,924.38	10.861	-	10.861	-	10.861	0.046	10.907
(10)	NRG POWER MARKETING, I	19/WY/5	S	27,769.84	9.684	-	9.684	-	9.684	(0.056)	9.628

**MONTHLY REPORT OF COST AND QUALITY OF COAL FOR ELECTRIC PLANTS
DETAILED TRANSPORTATION INVOICE INFORMATION**

1. Reporting Month: **August** Year: **2008**
 2. Reporting Company: **FLORIDA POWER & LIGHT COMPANY**
 3. Plant Name: **R.W.SCHERER**

4. Name, Title & Telephone Number of Contact Person Concerning Data
 Submitted on this Form: Terry Keith
 (305) 552-4334

5. Signature of Official Submitting Report: *Kenneth Broekman*

6. Date Completed: 22-Oct-08

Line No. (a)	Supplier Name (b)	Mine Location (c)	Shipping Point (d)	Transport Mode (e)	Tons (f)	Effective Purchase Price (\$/Ton) (g)	Additional Shorthaul & Loading Charges (\$/Ton) (h)	Rail Charges		Waterborne Charges				Other Related Charges (\$/Ton) (o)	Total Transportation Charges (\$/Ton) (p)	FOB Plant Price (\$/Ton) (q)
								Rail Rate (\$/Ton) (i)	Other Rail Charges (\$/Ton) (j)	River Barge Rate (\$/Ton) (k)	Trans-loading Rate (\$/Ton) (l)	Ocean Barge Rate (\$/Ton) (m)	Other Water Charges (\$/Ton) (n)			
(1)	FOUNDATION COAL WEST	19/WY/5	EAGLE JCT, WY	UR	22,262.13	8.426	-	27.25	-	-	-	-	-	-	27.25	35.676
(2)	KENNECOTT COAL SALES	19/WY/5	JACOBS JCT, WY	UR	30,690.15	7.526	-	27.13	-	-	-	-	-	-	27.13	34.656
(3)	KENNECOTT COAL SALES	19/WY/5	CONVERSE, JCT, WY	UR	21,882.00	8.590	-	27.20	-	-	-	-	-	-	27.20	35.790
(4)	POWDER RIVER COAL CO	19/WY/5	NACCO JCT, WY	UR	31,460.92	9.143	-	27.16	-	-	-	-	-	-	27.16	36.303
(5)	COALSALES, LLC	19/WY/5	CABALO JCT, WY	UR	41,459.99	10.221	-	27.16	-	-	-	-	-	-	27.16	37.381
(6)	COAL SALES, LLC	19/WY/5	RAWHIDE JCT, WY	UR	36,191.29	8.580	-	27.01	-	-	-	-	-	-	27.01	35.590
(7)	KENNECOTT COAL SALES	19/WY/5	EAGLE JCT, WY	UR	8,387.27	13.704	-	27.20	-	-	-	-	-	-	27.20	40.904
(8)	FOUNDATION COAL WEST	19/WY/5	EAGLE JCT, WY	UR	38,907.16	11.206	-	27.10	-	-	-	-	-	-	27.10	38.306
(9)	BUCKSKIN MINING COMPAN	19/WY/5	BUCKSKIN JCT, WY	UR	13,924.38	10.907	-	27.05	-	-	-	-	-	-	27.05	37.957
(10)	NRG POWER MARKETING, I	19/WY/5	BUCKSKIN JCT, WY	UR	27,769.84	9.628	-	27.16	-	-	-	-	-	-	27.16	36.788

CERTIFICATE OF SERVICE

I, THE UNDERSIGNED COUNSEL, HEREBY CERTIFY that copies of Florida Power & Light Company's forms 423-1, 423-1(a) edited, and 423-1(b) for the month of September, 2008, copies of St. Johns River Power Park edited forms 423-2, 423-2(a), and 423-2(b) for the month of September 2008; and copies of Plant Scherer forms 423-2, 423-2(a), and 423-2(b) for the month of August, 2008 have been served via first class mail, postage prepaid to the parties listed below this 15th day of December, 2008.

Lisa Bennett, Esq.
Division of Legal Services
Florida Public Service Commission
2540 Shumard Oak Blvd.
Tallahassee, Florida 32399-0850

J.R. Kelly/P. Christensen
Office of Public Counsel
c/o The Florida Legislature
111 West Madison Street, Room 812
Tallahassee, Florida 32399

Lee L. Willis, Esq.
James D. Beasley, Esq.
Ausley & McMullen
Attorneys for Tampa Electric
P.O. Box 391
Tallahassee, Florida 32302

John T. Burnett, Esq.
Progress Energy Service
Company, LLC
P.O. Box 14042
St. Petersburg, Florida 33733-4042

John W. McWhirter, Jr., Esq.
McWhirter Reeves
Attorneys for FIPUG
P.O. Box 3350
Tampa, Florida 33601-3350

Norman H. Horton, Jr., Esq.
Floyd R. Self, Esq.
Messer, Caparello & Self
Attorneys for FPUC
P.O. Box 1876
Tallahassee, Florida 32302-1876

Jeffrey A. Stone, Esq.
Russell A. Badders, Esq.
Beggs & Lane
Attorneys for Gulf Power
P.O. Box 12950
Pensacola, Florida 32576-2950

Mehrdad Khojasteh
Florida Public Utilities
Post Office Box 3395
West Palm Beach, Florida 33402-3395

Ms. Susan D. Ritenour
Gulf Power Company
One Energy Place
Pensacola, Florida 32520-0780

Mr. Paul Lewis, Jr.
Progress Energy Florida, Inc.
106 East College Ave., Suite 800
Tallahassee, GA 32301-7740

Ms. Paula K. Brown
Tampa Electric Company
Regulatory Affairs
P.O. Box 111
Tampa, Florida 33601-0111


James W. Brew
Brickfield, Burchette, et al
1025 Thomas Jefferson St., N.W
Eight, West Tower
Washington, DC 20007-0800

Robert Scheffel Wright, Esq.
John T. LaVia, III, Esq.
Young van Assenderp, P.A.
225 South Adams St., Suite 200
Tallahassee, FL 32301

Cecilia Bradley
Office of Attorney General
The Capitol – PL01
Tallahassee, FL 32399-1050

White Springs Agricultural Chemicals, Inc.
P.O. Box 300
White Springs, FL 32096

Capt Sayla L. McNeill
c/o AFCESA/JACL-ULT
139 Barnes Drive, Suite 1
Tyndall AFB, FL 32403-5319



John T. Butler