

ATTACHMENT "A" 090001-EI

**CONFIDENTIAL**

*MM 3.19.12*  
**DECLASSIFIED**

**FPL'S FPSC FORM 423-1(a)**

**SJRPP'S FPSC FORMS**

**423-2**

**423-2 (a)**

**423-2 (b)**

DOCUMENT NUMBER-DATE

06125 JUN 19 8 *MM*

FPSC-COMMISSION CLERK

MONTHLY REPORT OF COST AND QUALITY OF FUEL OIL FOR ELECTRIC PLANTS

DETAIL OF INVOICE AND TRANSPORTATION CHARGES

FPSC FORM NO. 423-1 (a)

1. REPORTING MONTH: MAR YEAR: 2009  
 2. REPORTING COMPANY: FLORIDA POWER LIGHT COMPANY

3. NAME, TITLE TELEPHONE NUMBER OF CONTACT PERSON CONCERNING DATA  
 SUBMITTED ON THIS FORM: KORY DUBIN, REGULATORY AFFAIRS, (305) 552-4910.

4. SIGNATURE OF OFFICIAL SUBMITTING REPORT: *[Signature]*

5. DATE COMPLETED: 05/11/2009

**CONFIDENTIAL**

(A)	(B)	(C)	(D)	(E)	(F)	(G)	(H)	(I)	(J)	(K)	(L)	(M)	(N)	(O)	(P)	(Q)	(R)
LINE NO.	PLANT	SUPPLIER	DELIVERY LOCATION	DELIVERY DATE	TYPE OIL	VOLUME (BBL)	INVOICE PRICE (\$/BBL)	INVOICE AMOUNT (\$)	DISCOUNT (\$)	NET AMOUNT (\$)	NET PRICE (\$/BBL)	QUALITY ADJUST. (\$/BBL)	EFFECTIVE PUR PRICE (\$/BBL)	TRANSP TO TERM (\$/BBL)	ADDITIONAL TRANS CHGS (\$/BBL)	OTHER CHGS (\$/BBL)	DELIVERED PRICE (\$/BBL)
1	PTF	SEMPRA	FISHER ISLAND	03/30/2009	F06	63694	47.1150	3,000,943	0	3,000,943	47.1150	0.0000	47.1150	0.0000	0.5626	0.2203	47.8979
2	PWC	APEC		03/10/2009	F03	34377	57.0300	1,960,520	0	1,960,520	57.0300	0.0000	57.0300	0.0000	0.0000	0.0000	57.0300
3	PPE	AMERIGAS		03/05/2009	PRO	6	105.4700	633	0	633	105.4700	0.0000	105.4700	0.0000	0.0000	0.0000	105.4700
4	PPE	AMERIGAS		03/12/2009	PRO	3	107.6100	323	0	323	107.6100	0.0000	107.6100	0.0000	0.0000	0.0000	107.6100
5	PTF	AMERIGAS		03/26/2009	PRO	6	92.3600	554	0	554	92.3600	0.0000	92.3600	0.0000	0.0000	0.0000	92.3600

**DECLASSIFIED**

DOCUMENT NUMBER-DATE  
 06125 JUN 19 08  
 FPSC-COMMISSION CLERK

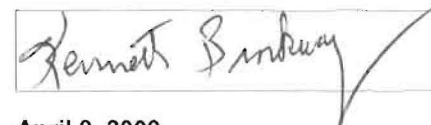
**MONTHLY REPORT OF COST AND QUALITY OF COAL FOR ELECTRIC PLANTS  
ORIGIN, TONNAGE, DELIVERED PRICE AND AS RECEIVED QUALITY**

1. Report For Month/Yr: **March 2009**

4. Name, Title & Telephone Number of Contact  
Person Concerning Data Submitted on this Form: **Terry Keith (305-552-4334)**

2. Reporting Company: **Florida Power & Light**

5. Signature of Official Submitting Report:



3. Plant Name: **St. Johns River Power Park (SJRPP)**

6. Date Completed: **April 9, 2009**

Line No.	Supplier Name	Mine Location	Purchase Type	Transportation Mode	Tons	Effective Purchase Price (\$/Ton)	Total Trans Cost (\$/Ton)	FOB Plant Price (\$/Ton)	As Received Coal Quality			
									Sulfur Content (%)	Btu Content (%)	Ash Content (%)	Moisture Content (%)
(a)	(b)	(c)	(d)	(e)	(f)	(g)	(h)	(i)	(j)	(k)	(l)	(m)
1	CONSOL Energy Sales Compan	,,	LTC	UR	2,225	105.78	37.16	142.94	0.93	12,292	12.59	5.42
2	Coal Marketing Company	45,IM,999	LTC	OC	62,207	54.92	0.00	54.92	0.62	10,946	9.49	13.61
3	Patriot Coal Sales	08,WV,005	LTC	UR	2,372	98.95	37.16	136.11	0.79	11,410	14.76	7.64

**DECLASSIFIED**

**CONFIDENTIAL**

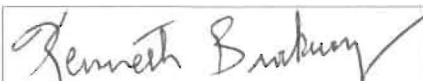
**MONTHLY REPORT OF COST AND QUALITY OF COAL FOR ELECTRIC PLANTS  
DETAIL OF INVOICE PURCHASE PRICE**

1. Report For Month/Yr: **March 2009**

4. Name, Title & Telephone Number of Contact  
Person Concerning Data Submitted on this Form: **Terry Keith (305-552-4334)**

2. Reporting Company: **Florida Power & Light**

5. Signature of Official Submitting Report:



3. Plant Name: **St. Johns River Power Park (SJRPP)**

6. Date Completed: **April 9, 2009**

Line No.	Supplier Name	Mine Location	Purchase Type	Tons	FOB Mine Price (\$/Ton)	Short Haul & Loading Charge	Original Invoice Price (\$/Ton)	Retro-active Price Increases (\$/Ton)	Base Price (\$/Ton)	Quality Adjustments (\$/Ton)	Effective Purchase Price (\$/Ton)
(a)	(b)	(c)	(d)	(e)	(f)	(g)	(h)	(i)	(j)	(k)	(l)
1	CONSOL Energy Sales Company	„	LTC	2,225	105.78	0.00	105.78	0.00	105.78	0.00	105.78
2	Coal Marketing Company	45,IM,999	LTC	62,207	54.92	0.00	54.92	0.00	54.92	0.00	54.92
3	Patriot Coal Sales	08,WV,005	LTC	2,372	98.95	0.00	98.95	0.00	98.95	0.00	98.95

**DECLASSIFIED**

**CONFIDENTIAL**


**MONTHLY REPORT OF COST AND QUALITY OF COAL FOR ELECTRIC PLANTS  
DETAIL OF TRANSPORTATION CHARGES**

1. Report For Month/Yr: **March 2009**

4. Name, Title & Telephone Number of Contact  
Person Concerning Data Submitted on this Form: **Terry Keith (305-552-4334)**

2. Reporting Company: **Florida Power & Light**

5. Signature of Official Submitting Report:



3. Plant Name: **St. Johns River Power Park (SJRPP)**

6. Date Completed: **April 9, 2009**

Line No.	Supplier Name	Mine Location	Shipping Point	Transportation Mode	Tons	Effective Purchase Price (\$/Ton)	Short Haul & Loading Charge (\$/Ton)	Rail Charges		Waterborne Charges					Total Transport Charges (\$/Ton)	FOB Plant Price (\$/Ton)
								Rail Rate (\$/Ton)	Other Rail Charges (\$/Ton)	River Barge Rate (\$/Ton)	Trans-loading Rate (\$/Ton)	Ocean Barge Rate (\$/Ton)	Other Water Charges (\$/Ton)	Related Charges (\$/Ton)		
(a)	(b)	(c)	(d)	(e)	(f)	(g)	(h)	(i)	(j)	(k)	(l)	(m)	(n)	(o)	(p)	(q)
1	CONSOL Energy Sales Comp:	„	FOLA	UR	2,225	105.78	0.00	37.16	0.00	0.00	0.00	0.00	0.00	0.00	37.16	142.94
2	Coal Marketing Company	45,IM,999	EL CERREJON	OC	62,207	54.92	0.00	0.00	0.00	0.00	0.00	0.00	0.00	0.00	0.00	54.92
3	Patriot Coal Sales	08,WV,005	HOBET 21	UR	2,372	98.95	0.00	37.16	0.00	0.00	0.00	0.00	0.00	0.00	37.16	136.11

**DECLASSIFIED**

**CONFIDENTIAL**