

FPSC FORM 123-1(A)

MONTHLY REPORT OF COST AND QUALITY OF FUEL FOR ELECTRIC PLANTS
ORIGIN, VOLUME, DELIVERED PRICE AND AS RECEIVED QUALITY

**SPECIFIED
CONFIDENTIAL**

1. REPORTING MONTH: 05/2009

3. NAME, TITLE, TELEPHONE NUMBER OF CONTACT PERSON CONCERNING DATA
SUBMITTED ON THIS FORM: Jill Allyson Senior Business Financial Analyst (919) 546-7949

2. REPORTING COMPANY: FLORIDA POWER CORPORATION

4. SIGNATURE OF OFFICIAL SUBMITTED REPORT: *Denise Hards*
Denise Hards
Lead Business Financial Analyst

5. DATE COMPLETED: 06/12/2009

March 3.5.12
**CONFIDENTIAL
DECLASSIFIED**

LIN NO	PLANT NAME	SUPPLIER NAME	DELIVERY LOCATION	DELIVERY DATE	TYP OIL	VOLUME (Bbls)	INVOICE	INVOICE	DISCOUNT	NET	NET	QUALITY ADJUST	EFFECTIVE	TRANSPORT	ADDITIONAL TRANSPORT	OTHER CHARGES	DELIVERED PRICE
							PRICE (\$/Bbls)	AMOUNT (\$)		AMOUNT (\$)	PRICE (\$/Bbls)		PURCHASE PRICE (\$/Bbls)	TO TERMINAL (\$/Bbls)			
(a)	(b)	(c)	(d)	(e)	(f)	(g)	(h)	(i)	(j)	(k)	(l)	(m)	(n)	(o)	(p)	(q)	(r)
1	Anclote	Transfer Facility	FOB PLANT	05/2009		354	\$0.10	\$35.23	\$0.00	\$35.23	\$0.10	\$0.00	\$2.43	\$0.00	\$2.43	\$0.00	\$2.43
2	Avon Park Peakers	Transfer Facility	FOB PLANT	05/2009		6,147	\$0.10	\$634.18	\$0.00	\$634.18	\$0.10	\$0.00	\$3.56	\$0.00	\$3.56	\$0.00	\$3.56
3	Bartow Steam Plant	RIO Energy International Inc.	FOB TERMINAL	05/2009		234,877	\$54.45	\$12,789,392.41	\$0.00	\$12,789,392.41	\$54.45	\$(0.05)	\$54.40	\$0.00	\$0.00	\$9.25	\$63.65
4	Crystal River	Midstream Fuel Service	FOB PLANT	05/2009		148	\$59.14	\$8,775.36	\$0.00	\$8,775.36	\$59.14	\$0.00	\$59.14	\$0.00	\$0.00	\$8.22	\$67.36
5	Crystal River	Transfer Facility	FOB PLANT	05/2009		2,111	\$0.09	\$188.93	\$0.00	\$188.93	\$0.09	\$0.00	\$3.49	\$0.00	\$3.49	\$0.00	\$3.49
6	DeBary Peakers	Transfer Facility	FOB PLANT	05/2009		6,982	\$0.09	\$655.91	\$0.00	\$655.91	\$0.09	\$0.00	\$3.93	\$0.00	\$3.93	\$0.00	\$3.93
7	Intersession City Peakers	Mansfield Oil Company Inc.	FOB PLANT	05/2009		15,211	\$68.31	\$1,039,063.22	\$0.00	\$1,039,063.22	\$68.31	\$0.00	\$68.31	\$0.00	\$0.00	\$0.00	\$68.31
8	Martin Gas Terminal	Martin Product Sales	FOB TERMINAL	05/2009		33,493	\$65.58	\$2,196,573.87	\$0.00	\$2,196,573.87	\$65.58	\$0.00	\$65.58	\$2.51	\$0.00	\$47.45	\$115.54
9	Suwannee Peakers	Johnson & Johnson	FOB PLANT	05/2009		5,326	\$65.81	\$350,457.58	\$0.00	\$350,457.58	\$65.81	\$0.00	\$65.81	\$2.66	\$0.00	\$0.00	\$68.47
10	Suwannee Steam Plant	RIO Energy International Inc.	FOB PLANT	05/2009		15,009	\$83.79	\$1,257,562.12	\$0.00	\$1,257,562.12	\$83.79	\$0.00	\$83.79	\$0.00	\$0.00	\$0.00	\$83.79

DOCUMENT NUMBER-DATE
06752 JUL-6 8
FPSC-COMMISSION CLERK

MONTHLY REPORT OF COST AND QUALITY OF COAL FOR ELECTRIC PLANTS
ORIGIN, TONNAGE, DELIVERED PRICE AND AS RECEIVED QUALITY

**SPECIFIED
CONFIDENTIAL**

1. Report for: Mo. 05/2009
2. Reporting Company: Florida Power Corporation
3. Plant Name: Crystal River 1 & 2

4. NAME, TITLE, TELEPHONE NUMBER OF CONTACT PERSON CONCERNING DATA
SUBMITTED ON THIS FORM: Kelly Jo Irons, Associate Business Financial Analyst, (919) 546-5028

5. Signature of Official Submitting Report :

Denise Hards
Denise Hards - Lead Business Financial Analyst

6. DATE COMPLETED: 6/19/2009

Lin No.	Supplier Name	Mine Location	Purchase Type	Transportation Mode	Tons	Effective Purchase Price (\$/Ton)	Total Transportation Cost (\$/Ton)	F.O.B. Plant Price (\$/Ton)	As Received Coal Quality			
									Percent Sulfur (%)	Btu Content (Btu/lb)	Percent Ash (%)	Percent Moisture (%)
(a)	(b)	(c)	(d)	(e)	(f)	(g)	(h)	(i)	(j)	(k)	(l)	(m)
1	B&W Resources Inc	8, KY, 51	MTC	UR	10,746	\$50.38	\$27.21	\$77.59	0.86	12,292	11.19	6.31
2	B&W Resources Inc	8, KY, 51	MTC	UR	11,459	\$112.79	\$27.21	\$140.00	1.01	12,310	10.81	6.64
3	Constellation Energy Commodities Group Inc.	8, KY, 193	MTC	UR	11,519	\$54.14	\$28.97	\$83.11	1.00	12,864	7.97	6.73
4	ICG LLC	8, KY, 193	MTC	UR	23,438	\$48.31	\$28.78	\$77.09	1.01	12,103	11.42	6.72
5	ICG LLC	8, VA, 105	MTC	UR	23,205	\$119.74	\$27.21	\$146.96	1.12	12,588	8.40	7.60
6	Massey Utility Sales Company	8, KY, 195	MTC	UR	10,756	\$50.41	\$26.34	\$76.74	0.87	11,883	11.18	8.11
7	Massey Utility Sales Company	8, WV, 81	MTC	UR	10,998	\$53.78	\$30.24	\$84.02	0.98	12,654	10.64	6.95
8	Trinity Coal Marketing LLC	8, KY, 71	MTC	UR	22,971	\$112.56	\$27.39	\$139.95	1.10	12,060	10.32	7.81

DECLASSIFIED

MONTHLY REPORT OF COST AND QUALITY OF COAL FOR ELECTRIC PLANTS
ORIGIN, TONNAGE, DELIVERED PRICE AND AS RECEIVED QUALITY

**SPECIFIED
CONFIDENTIAL**

1. Report for: Mo. 05/2009
2. Reporting Company: Florida Power Corporation
3. Plant Name: Crystal River 4 & 5

4. NAME, TITLE, TELEPHONE NUMBER OF CONTACT PERSON CONCERNING DATA
SUBMITTED ON THIS FORM: Kelly Jo Irons, Associate Business Financial Analyst, (919) 546-5028

5. Signature of Official Submitting Report : *Denise Hards*
Denise Hards - Lead Business Financial Analyst

6. DATE COMPLETED: 6/19/2009

Lin No.	Supplier Name	Mine Location	Purchase Type	Transportation Mode	Tons	Effective Purchase Price (\$/Ton)	Total Transportation Cost (\$/Ton)	F.O.B. Plant Price (\$/Ton)	As Received Coal Quality			
									Percent Sulfur (%)	Btu Content (Btu/lb)	Percent Ash (%)	Percent Moisture (%)
(a)	(b)	(c)	(d)	(e)	(f)	(g)	(h)	(i)	(j)	(k)	(l)	(m)
1	Alpha Coal Sales Co. LLC	8, KY, 119	MTC	UR	11,022	\$110.32	\$29.80	\$140.12	0.68	12,414	9.11	7.93
2	Massey Utility Sales Company	8, WV, 5	MTC	UR	22,484	\$63.17	\$30.69	\$93.86	0.71	12,574	11.85	5.83
3	MC Mining LLC	8, KY, 195	MTC	UR	11,212	\$49.25	\$28.08	\$77.33	0.52	12,094	8.22	10.59
4	MC Mining LLC	8, KY, 195	MTC	UR	33,252	\$59.77	\$28.06	\$87.82	0.56	12,605	8.58	6.93
5	Transfer Facility	N/A	N/A	GB	64,533	\$70.01	\$10.55	\$80.56	0.60	11,469	10.31	10.04
6	Transfer Facility	N/A	N/A	GB	192,866	\$77.92	\$11.41	\$89.34	0.58	11,452	11.13	10.00

DECLASSIFIED

MONTHLY REPORT OF COST AND QUALITY OF COAL FOR ELECTRIC PLANTS
ORIGIN, TONNAGE, DELIVERED PRICE AND AS RECEIVED QUALITY

**SPECIFIED
CONFIDENTIAL**

1. Report for: Mo. 05/2009
2. Reporting Company: Florida Power Corporation
3. Plant Name: Transfer Facility - IMT

4. NAME, TITLE, TELEPHONE NUMBER OF CONTACT PERSON CONCERNING DATA
SUBMITTED ON THIS FORM: Kelly Jo Irons, Associate Business Financial Analyst, (919) 546-5028

5. Signature of Official Submitting Report : *Denise Hards*
Denise Hards - Lead Business Financial Analyst

6. DATE COMPLETED: 6/19/2009

Lin No.	Supplier Name	Mine Location	Purchas Type	Transpor- tation Mode	Tons	Effective Purchase Price (\$/Ton)	Total Transpor- tation Cost (\$/Ton)	F.O.B. Plant Price (\$/Ton)	As Received Coal Quality			
									Percent Sulfur (%)	Btu Content (Btu/lb)	Percent Ash (%)	Percent Moisture (%)
(a)	(b)	(c)	(d)	(e)	(f)	(g)	(h)	(i)	(j)	(k)	(l)	(m)
1	Apex Coal Sales	8, WV, 45	MTC	B	17,910	\$40.50	\$11.19	\$51.69	0.52	9,814	27.09	6.55
2	Coalsales LLC	N/A	MTC	B	14,769	\$92.71	\$11.85	\$104.55	0.46	11,222	10.05	10.12
3	Coalsales LLC	N/A	MTC	B	18,147	\$92.71	\$11.22	\$103.93	0.47	10,965	10.84	11.15
4	Coalsales LLC	17, CO, 107	MTC	B	40,778	\$73.64	\$11.54	\$85.18	0.47	11,104	10.22	10.84
5	Constellation Energy Commodities Group Inc.	8, WV, 45	S	B	14,869	\$61.92	\$11.95	\$73.86	0.84	11,974	13.03	7.14
6	Keystone Industries LLC	8, WV, 39	MTC	B	13,843	\$63.93	\$11.47	\$75.40	0.65	12,149	11.84	7.33
7	Magnum Coal Sales LLC	8, WV, 45	MTC	B	17,222	\$59.25	\$11.69	\$70.94	0.67	12,219	12.04	6.90
8	Magnum Coal Sales LLC	8, WV, 45	MTC	B	1,575	\$59.27	\$10.33	\$69.60	0.65	12,194	11.80	6.27
9	Oak Hill Corporation	N/A	MTC	B	17,654	\$89.21	\$11.35	\$100.57	1.02	11,951	10.76	7.86
10	Patriot Coal Sales	8, WV, 39	MTC	B	34,906	\$60.12	\$11.29	\$71.42	0.67	12,202	12.47	6.19


DECLASSIFIED

MONTHLY REPORT OF COST AND QUALITY OF COAL FOR ELECTRIC PLANTS
ORIGIN, TONNAGE, DELIVERED PRICE AND AS RECEIVED QUALITY

**SPECIFIED
CONFIDENTIAL**

1. Report for: Mo. 05/2009
2. Reporting Company: Florida Power Corporation
3. Plant Name: Transfer Facility - UBT

4. NAME, TITLE, TELEPHONE NUMBER OF CONTACT PERSON CONCERNING DATA
SUBMITTED ON THIS FORM: Kelly Jo Irons, Associate Business Financial Analyst, (919) 546-5028

5. Signature of Official Submitting Report : 
Denise Hards - Lead Business Financial Analyst

6. DATE COMPLETED: 6/19/2009

Lin No.	Supplier Name	Mine Location	Purchase Type	Transportation Mode	Tons	Effective Purchase Price (\$/Ton)	Total Transportation Cost (\$/Ton)	F.O.B. Plant Price (\$/Ton)	As Received Coal Quality			
									Percent Sulfur (%)	Btu Content (Btu/lb)	Percent Ash (%)	Percent Moisture (%)
(a)	(b)	(c)	(d)	(e)	(f)	(g)	(h)	(i)	(j)	(k)	(l)	(m)
1	Apex Coal Sales	8, WV, 45	MTC	B	1,845	\$40.50	\$10.25	\$50.75	0.54	9,866	27.95	4.85
2	Coalsales LLC	17, CO, 107	MTC	B	5,600	\$73.64	\$9.78	\$83.42	0.48	11,044	10.39	11.07
3	Keystone Industries LLC	8, WV, 39	MTC	B	3,474	\$63.93	\$10.25	\$74.18	0.65	12,104	11.98	6.49
4	Keystone Industries LLC (Swap)	8, WV, 39	S	OB	10,632	\$73.41	\$0.00	\$73.41	0.66	12,157	12.00	6.35
5	Patriot Coal Sales	8, WV, 39	MTC	B	1,752	\$60.12	\$10.33	\$70.45	0.71	12,085	13.78	4.72

DECLASSIFIED


MONTHLY REPORT OF COST AND QUALITY OF COAL FOR ELECTRIC PLANTS
ORIGIN, TONNAGE, DELIVERED PRICE AND AS RECEIVED QUALITY

**SPECIFIED
CONFIDENTIAL**

1. Report for: Mo. 05/2009
2. Reporting Company: Florida Power Corporation
3. Plant Name: Crystal River 1 & 2

4. NAME, TITLE, TELEPHONE NUMBER OF CONTACT PERSON CONCERNING DATA
SUBMITTED ON THIS FORM: Kelly Jo Irons, Associate Business Financial Analyst, (919) 546-5028

5. Signature of Official Submitting Report :


Denise Hards - Lead Business Financial Analyst

6. DATE COMPLETED: 6/19/2009

Lin No	Supplier Name	Mine Location	Purchase Type	Tons	F.O.B. Mine Price (\$/Ton)	Short Haul & Loading Charges (\$/Ton)	Original Invoice Price (\$/Ton)	Retro-active Price Inc(Dec) (\$/Ton)	Base Price (\$/Ton)	Quality Adjust-ments (\$/Ton)	Effective Purchase Price (\$/Ton)
(a)	(b)	(c)	(d)	(e)	(f)	(g)	(h)	(i)	(j)	(k)	(l)
1	B&W Resources Inc	8, KY, 51	MTC	10,746	\$50.00	N/A	\$50.00	\$0.00	\$50.00	\$0.38	\$50.38
2	B&W Resources Inc	8, KY, 51	MTC	11,459	\$110.00	N/A	\$110.00	\$0.00	\$110.00	\$2.79	\$112.79
3	Constellation Energy Commodities Group Inc.	8, KY, 193	MTC	11,519	\$52.50	N/A	\$52.50	\$0.00	\$52.50	\$1.64	\$54.14
4	ICG LLC	8, KY, 193	MTC	23,438	\$48.90	N/A	\$48.90	\$0.00	\$48.90	\$(0.59)	\$48.31
5	ICG LLC	8, VA, 105	MTC	23,205	\$115.00	N/A	\$115.00	\$0.00	\$115.00	\$4.74	\$119.74
6	Massey Utility Sales Company	8, KY, 195	MTC	10,756	\$51.75	N/A	\$51.75	\$0.00	\$51.75	\$(1.34)	\$50.41
7	Massey Utility Sales Company	8, WV, 81	MTC	10,998	\$51.75	N/A	\$51.75	\$0.00	\$51.75	\$2.03	\$53.78
8	Trinity Coal Marketing LLC	8, KY, 71	MTC	22,971	\$112.00	N/A	\$112.00	\$0.00	\$112.00	\$0.56	\$112.56

DECLASSIFIED

MONTHLY REPORT OF COST AND QUALITY OF COAL FOR ELECTRIC PLANTS
ORIGIN, TONNAGE, DELIVERED PRICE AND AS RECEIVED QUALITY

**SPECIFIED
CONFIDENTIAL**

1. Report for: Mo. 05/2009
2. Reporting Company: Florida Power Corporation
3. Plant Name: Crystal River 4 & 5

4. NAME, TITLE, TELEPHONE NUMBER OF CONTACT PERSON CONCERNING DATA
SUBMITTED ON THIS FORM: Kelly Jo Irons, Associate Business Financial Analyst, (919) 546-5028

5. Signature of Official Submitting Report : 
Denise Hards - Lead Business Financial Analyst

6. DATE COMPLETED: 6/19/2009

Lin No	Supplier Name	Mine Location	Purchase Type	Tons	F.O.B. Mine Price (\$/Ton)	Short Haul & Loading Charges (\$/Ton)	Original Invoice Price (\$/Ton)	Retro-active Price Inc(Dec) (\$/Ton)	Base Price (\$/Ton)	Quality Adjust-ments (\$/Ton)	Effective Purchase Price (\$/Ton)
(a)	(b)	(c)	(d)	(e)	(f)	(g)	(h)	(i)	(j)	(k)	(l)
1	Alpha Coal Sales Co. LLC	8, KY, 119	MTC	11,022	\$111.00	N/A	\$111.00	\$0.00	\$111.00	\$(0.68)	\$110.32
2	Massey Utility Sales Company	8, WV, 5	MTC	22,484	\$60.50	N/A	\$60.50	\$0.00	\$60.50	\$2.67	\$63.17
3	MC Mining LLC	8, KY, 195	MTC	11,212	\$49.25	N/A	\$49.25	\$0.00	\$49.25	\$0.00	\$49.25
4	MC Mining LLC	8, KY, 195	MTC	33,252	\$59.00	N/A	\$59.00	\$0.00	\$59.00	\$0.77	\$59.77
5	Transfer Facility	N/A	N/A	64,533	\$70.01	N/A	\$70.01	\$0.00	\$70.01	N/A	\$70.01
6	Transfer Facility	N/A	N/A	192,866	\$77.92	N/A	\$77.92	\$0.00	\$77.92	N/A	\$77.92

DECLASSIFIED

MONTHLY REPORT OF COST AND QUALITY OF COAL FOR ELECTRIC PLANTS
ORIGIN, TONNAGE, DELIVERED PRICE AND AS RECEIVED QUALITY

**SPECIFIED
CONFIDENTIAL**

1. Report for: Mo. 05/2009
2. Reporting Company: Florida Power Corporation
3. Plant Name: Transfer Facility - IMT

4. NAME, TITLE, TELEPHONE NUMBER OF CONTACT PERSON CONCERNING DATA
SUBMITTED ON THIS FORM: Kelly Jo Irons, Associate Business Financial Analyst, (919) 546-5028

5. Signature of Official Submitting Report : 
Denise Hards - Lead Business Financial Analyst

6. DATE COMPLETED: 6/19/2009

Lin No	Supplier Name	Mine Location	Purchas Type	Tons	F.O.B. Mine Price (\$/Ton)	Short Haul & Loading Charges (\$/Ton)	Original Invoice Price (\$/Ton)	Retro-active Price Inc(Dec) (\$/Ton)	Base Price (\$/Ton)	Quality Adjust-ments (\$/Ton)	Effective Purchase Price (\$/Ton)
(a)	(b)	(c)	(d)	(e)	(f)	(g)	(h)	(i)	(j)	(k)	(l)
1	Apex Coal Sales	8, WV, 45	MTC	17,910	\$40.50	N/A	\$40.50	\$0.00	\$40.50	\$0.00	\$40.50
2	Coalsales LLC	N/A	MTC	14,769	\$94.50	N/A	\$94.50	\$0.00	\$94.50	\$(1.79)	\$92.71
3	Coalsales LLC	N/A	MTC	18,147	\$94.50	N/A	\$94.50	\$0.00	\$94.50	\$(1.79)	\$92.71
4	Coalsales LLC	17, CO, 107	MTC	40,778	\$74.95	N/A	\$74.95	\$0.00	\$74.95	\$(1.31)	\$73.64
5	Constellation Energy Commodities Group Inc.	8, WV, 45	S	14,869	\$62.05	N/A	\$62.05	\$0.00	\$62.05	\$(0.13)	\$61.92
6	Keystone Industries LLC	8, WV, 39	MTC	13,843	\$64.25	N/A	\$64.25	\$0.00	\$64.25	\$(0.32)	\$63.93
7	Magnum Coal Sales LLC	8, WV, 45	MTC	17,222	\$59.07	N/A	\$59.07	\$0.00	\$59.07	\$0.17	\$59.25
8	Magnum Coal Sales LLC	8, WV, 45	MTC	1,575	\$59.08	N/A	\$59.08	\$0.00	\$59.08	\$0.19	\$59.27
9	Oak Hill Corporation	N/A	MTC	17,654	\$89.58	N/A	\$89.58	\$0.00	\$89.58	\$(0.37)	\$89.21
10	Patriot Coal Sales	8, WV, 39	MTC	34,906	\$59.07	N/A	\$59.07	\$0.00	\$59.07	\$1.05	\$60.12

DECLASSIFIED


MONTHLY REPORT OF COST AND QUALITY OF COAL FOR ELECTRIC PLANTS
ORIGIN, TONNAGE, DELIVERED PRICE AND AS RECEIVED QUALITY

**SPECIFIED
CONFIDENTIAL**

1. Report for: Mo. 05/2009
2. Reporting Company: Florida Power Corporation
3. Plant Name: Transfer Facility - UBT

4. NAME, TITLE, TELEPHONE NUMBER OF CONTACT PERSON CONCERNING DATA,
SUBMITTED ON THIS FORM: Kelly Jo Irons, Associate Business Financial Analyst, (919) 546-5028

5. Signature of Official Submitting Report :



Denise Hards - Lead Business Financial Analyst

6. DATE COMPLETED: 6/19/2009

Lin No	Supplier Name	Mine Location	Purchas Type	Tons	F.O.B. Mine Price (\$/Ton)	Short Haul & Loading Charges (\$/Ton)	Original Invoice Price (\$/Ton)	Retro-active Price Inc(Dec) (\$/Ton)	Base Price (\$/Ton)	Quality Adjust-ments (\$/Ton)	Effective Purchase Price (\$/Ton)
(a)	(b)	(c)	(d)	(e)	(f)	(g)	(h)	(i)	(j)	(k)	(l)
1	Apex Coal Sales	8, WV, 45	MTC	1,845	\$40.50	N/A	\$40.50	\$0.00	\$40.50	\$0.00	\$40.50
2	Coalsales LLC	17, CO, 107	MTC	5,600	\$74.95	N/A	\$74.95	\$0.00	\$74.95	\$(1.31)	\$73.64
3	Keystone Industries LLC	8, WV, 39	MTC	3,474	\$64.25	N/A	\$64.25	\$0.00	\$64.25	\$(0.32)	\$63.93
4	Keystone Industries LLC (Swap)	8, WV, 39	S	10,632	\$73.41	N/A	\$73.41	\$0.00	\$73.41	\$0.00	\$73.41
5	Patriot Coal Sales	8, WV, 39	MTC	1,752	\$59.07	N/A	\$59.07	\$0.00	\$59.07	\$1.05	\$60.12


DECLASSIFIED

MONTHLY REPORT OF COST AND QUALITY OF COAL FOR ELECTRIC PLANTS
ORIGIN, TONNAGE, DELIVERED PRICE AND AS RECEIVED QUALITY

**SPECIFIED
CONFIDENTIAL**

1. Report for: Mo. 05/2009
2. Reporting Company: Florida Power Corporation
3. Plant Name: Crystal River 1 & 2

4. NAME, TITLE, TELEPHONE NUMBER OF CONTACT PERSON CONCERNING DATA
SUBMITTED ON THIS FORM: Kelly Jo Irons, Associate Business Financial Analyst, (919) 546-5028

5. Signature of Official Submitting Report : 
Denise Hards - Lead Business Financial Analyst

6. DATE COMPLETED: 6/19/2009

Line No.	Supplier Name	Mine Location	Shipping Point	Transportation Mode	Tons	Effective Purchase Price (\$/Ton)	Additional Shorthaul & Loading Charges (\$/Ton)	Rail Rate (\$/Ton)	Other Rail Charges (\$/Ton)	River Barge Rate (\$/Ton)	Trans-loading Rate (\$/Ton)	Ocean Barge Rate (\$/Ton)	Other Water Charges (\$/Ton)	Other Related Charges (\$/Ton)	Transportation Charges (\$/Ton)	F.O.B. Plant Price (\$/Ton)
(a)	(b)	(c)	(d)	(e)	(f)	(g)	(h)	(i)	(j)	(k)	(l)	(m)	(n)	(o)	(p)	(q)
1	B&W Resources Inc	8, KY, 51	Resource	UR	10,746	\$50.38	N/A	\$25.95	\$1.26	N/A	N/A	N/A	N/A	N/A	\$27.21	\$77.59
2	B&W Resources Inc	8, KY, 51	Resource	UR	11,459	\$112.79	N/A	\$25.95	\$1.26	N/A	N/A	N/A	N/A	N/A	\$27.21	\$140.00
3	Constellation Energy Commodities Group In	8, KY, 193	Bluegrass #4	UR	11,519	\$54.14	N/A	\$27.53	\$1.44	N/A	N/A	N/A	N/A	N/A	\$28.97	\$83.11
4	ICG LLC	8, KY, 193	Typo	UR	23,438	\$48.31	N/A	\$27.53	\$1.25	N/A	N/A	N/A	N/A	N/A	\$28.78	\$77.09
5	ICG LLC	8, VA, 105	Mayflower CSX	UR	23,205	\$119.74	N/A	\$25.95	\$1.26	N/A	N/A	N/A	N/A	N/A	\$27.21	\$146.96
6	Massey Utility Sales Company	8, KY, 195	Goff	UR	10,756	\$50.41	N/A	\$24.25	\$2.09	N/A	N/A	N/A	N/A	N/A	\$26.34	\$76.74
7	Massey Utility Sales Company	8, WV, 81	Goals	UR	10,998	\$53.78	N/A	\$27.92	\$2.32	N/A	N/A	N/A	N/A	N/A	\$30.24	\$84.02
8	Trinity Coal Marketing LLC	8, KY, 71	Banner	UR	22,971	\$112.56	N/A	\$26.09	\$1.30	N/A	N/A	N/A	N/A	N/A	\$27.39	\$139.95

DECLASSIFIED

MONTHLY REPORT OF COST AND QUALITY OF COAL FOR ELECTRIC PLANTS
ORIGIN, TONNAGE, DELIVERED PRICE AND AS RECEIVED QUALITY

**SPECIFIED
CONFIDENTIAL**

1. Report for: Mo. 05/2009
2. Reporting Company: Florida Power Corporation
3. Plant Name: Crystal River 4 & 5

4. NAME, TITLE, TELEPHONE NUMBER OF CONTACT PERSON CONCERNING DATA
SUBMITTED ON THIS FORM: Kelly Jo Irons, Associate Business Financial Analyst, (919) 546-5028

5. Signature of Official Submitting Report : 
Denise Hards - Lead Business Financial Analyst

6. DATE COMPLETED: 6/19/2009

Line No.	Supplier Name	Mine Location	Shipping Point	Transportation Mode	Tons	Effective Purchase Price (\$/Ton)	Additional Shorthaul & Loading Charges (\$/Ton)	Rail Rate (\$/Ton)	Other Rail Charges (\$/Ton)	River Barge Rate (\$/Ton)	Trans-loading Rate (\$/Ton)	Ocean Barge Rate (\$/Ton)	Other Water Charges (\$/Ton)	Other Related Charges (\$/Ton)	Transportation Charges (\$/Ton)	F.O.B. Plant Price (\$/Ton)
(a)	(b)	(c)	(d)	(e)	(f)	(g)	(h)	(i)	(j)	(k)	(l)	(m)	(n)	(o)	(p)	(q)
1	Alpha Coal Sales Co. LLC	8, KY, 119	Yellow Creek	UR	11,022	\$110.32	N/A	\$27.53	\$2.27	N/A	N/A	N/A	N/A	N/A	\$29.80	\$140.12
2	Massey Utility Sales Company	8, WV, 5	Holbrook	UR	22,484	\$63.17	N/A	\$27.92	\$2.77	N/A	N/A	N/A	N/A	N/A	\$30.69	\$93.86
3	MC Mining LLC	8, KY, 195	Scotts Branch	UR	11,212	\$49.25	N/A	\$26.09	\$1.99	N/A	N/A	N/A	N/A	N/A	\$28.08	\$77.33
4	MC Mining LLC	8, KY, 195	Scotts Branch	UR	33,252	\$59.77	N/A	\$26.09	\$1.97	N/A	N/A	N/A	N/A	N/A	\$28.06	\$87.82
5	Transfer Facility	N/A	Davant, La	GB	64,533	\$70.01	N/A	N/A	N/A	N/A	\$2.51	\$7.24	\$0.81	N/A	\$10.55	\$80.56
6	Transfer Facility	N/A	Myrtle Grove, La	GB	192,866	\$77.92	N/A	N/A	N/A	N/A	\$2.11	\$7.35	\$1.95	N/A	\$11.41	\$89.34

DECLASSIFIED

MONTHLY REPORT OF COST AND QUALITY OF COAL FOR ELECTRIC PLANTS
ORIGIN, TONNAGE, DELIVERED PRICE AND AS RECEIVED QUALITY

**SPECIFIED
CONFIDENTIAL**

1. Report for: Mo. 05/2009
2. Reporting Company: Florida Power Corporation
3. Plant Name: Transfer Facility - IMT

4. NAME, TITLE, TELEPHONE NUMBER OF CONTACT PERSON CONCERNING DATA
SUBMITTED ON THIS FORM: Kelly Jo Irons, Associate Business Financial Analyst, (919) 546-5028

5. Signature of Official Submitting Report : 
Denise Hards - Lead Business Financial Analyst

6. DATE COMPLETED: 6/19/2009

Line No.	Supplier Name	Mine Location	Shipping Point	Transportation Mode	Tons	Effective Purchase Price (\$/Ton)	Additional Shorthaul & Loading Charges (\$/Ton)	Rail Rate (\$/Ton)	Other Rail Charges (\$/Ton)	River Barge Rate (\$/Ton)	Trans-loading Rate (\$/Ton)	Ocean Barge Rate (\$/Ton)	Other Water Charges (\$/Ton)	Other Related Charges (\$/Ton)	Transportation Charges (\$/Ton)	F.O.B. Plant Price (\$/Ton)
(a)	(b)	(c)	(d)	(e)	(f)	(g)	(h)	(i)	(j)	(k)	(l)	(m)	(n)	(o)	(p)	(q)
1	Apex Coal Sales	8, WV, 45	Amherstdale	B	17,910	\$40.50	N/A	N/A	N/A	\$10.25	\$0.93	N/A	\$0.00	N/A	\$11.19	\$51.69
2	Coalsales LLC	N/A	Cahokia Colorado	B	14,769	\$92.71	N/A	N/A	N/A	\$9.78	\$2.07	N/A	\$0.00	N/A	\$11.85	\$104.55
3	Coalsales LLC	N/A	Cora Dock Colorado	B	18,147	\$92.71	N/A	N/A	N/A	\$8.82	\$2.40	N/A	\$0.00	N/A	\$11.22	\$103.93
4	Coalsales LLC	17, CO, 107	Twenty Mile	B	40,778	\$73.64	N/A	N/A	N/A	\$9.78	\$1.76	N/A	\$0.00	N/A	\$11.54	\$85.18
5	Constellation Energy Commodities Group Inc	8, WV, 45	Amherstdale	B	14,869	\$61.92	N/A	N/A	N/A	\$10.25	\$1.62	N/A	\$0.08	N/A	\$11.95	\$73.86
6	Keystone Industries LLC	8, WV, 39	Marmet Dock	B	13,843	\$63.93	N/A	N/A	N/A	\$10.25	\$1.21	N/A	\$0.01	N/A	\$11.47	\$75.40
7	Magnum Coal Sales LLC	8, WV, 45	Panther Mining	B	17,222	\$59.25	N/A	N/A	N/A	\$10.25	\$1.39	N/A	\$0.06	N/A	\$11.69	\$70.94
8	Magnum Coal Sales LLC	8, WV, 45	Panther Mining	B	1,575	\$59.27	N/A	N/A	N/A	\$10.25	\$0.00	N/A	\$0.08	N/A	\$10.33	\$69.60
9	Oak Hill Corporation	N/A	Nymex Pool	B	17,654	\$89.21	N/A	N/A	N/A	\$10.25	\$1.09	N/A	\$0.01	N/A	\$11.35	\$100.57
10	Patriot Coal Sales	8, WV, 39	Kanahwa Eagle	B	34,906	\$60.12	N/A	N/A	N/A	\$10.25	\$0.98	N/A	\$0.06	N/A	\$11.29	\$71.42

DECLASSIFIED

MONTHLY REPORT OF COST AND QUALITY OF COAL FOR ELECTRIC PLANTS
ORIGIN, TONNAGE, DELIVERED PRICE AND AS RECEIVED QUALITY

**SPECIFIED
CONFIDENTIAL**

1. Report for: Mo. 05/2009
2. Reporting Company: Florida Power Corporation
3. Plant Name: Transfer Facility - UBT

4. NAME, TITLE, TELEPHONE NUMBER OF CONTACT PERSON CONCERNING DATA
SUBMITTED ON THIS FORM: Kelly Jo Irons, Associate Business Financial Analyst, (919) 546-5028

5. Signature of Official Submitting Report : 
Denise Hards - Lead Business Financial Analyst

6. DATE COMPLETED: 6/19/2009

Line No.	Supplier Name	Mine Location	Shipping Point	Transportation Mode	Tons	Effective Purchase Price (\$/Ton)	Additional Shorthaul & Loading Charges (\$/Ton)	Rail Rate (\$/Ton)	Other Rail Charges (\$/Ton)	River Barge Rate (\$/Ton)	Trans-loading Rate (\$/Ton)	Ocean Barge Rate (\$/Ton)	Other Water Charges (\$/Ton)	Other Related Charges (\$/Ton)	Transportation Charges (\$/Ton)	F.O.B. Plant Price (\$/Ton)
(a)	(b)	(c)	(d)	(e)	(f)	(g)	(h)	(i)	(j)	(k)	(l)	(m)	(n)	(o)	(p)	(q)
1	Apex Coal Sales	8, WV, 45	Amherstdale	B	1,845	\$40.50	N/A	N/A	N/A	\$10.25	\$0.00	N/A	\$0.00	N/A	\$10.25	\$50.75
2	Coalsales LLC	17, CO, 107	Twenty Mile	B	5,600	\$73.64	N/A	N/A	N/A	\$9.78	\$0.00	N/A	\$0.00	N/A	\$9.78	\$83.42
3	Keystone Industries LLC	8, WV, 39	Marmet Dock	B	3,474	\$63.93	N/A	N/A	N/A	\$10.25	\$0.00	N/A	\$0.00	N/A	\$10.25	\$74.18
4	Keystone Industries LLC (Swap)	8, WV, 39	Marmet Dock	OB	10,632	\$73.41	N/A	N/A	N/A	N/A	\$0.00	N/A	\$0.00	N/A	\$0.00	\$73.41
5	Patriot Coal Sales	8, WV, 39	Kanahwa Eagle	B	1,752	\$60.12	N/A	N/A	N/A	\$10.25	\$0.00	N/A	\$0.08	N/A	\$10.33	\$70.45

DECLASSIFIED