

BEFORE THE FLORIDA PUBLIC SERVICE COMMISSION

RECEIVED-FPSC
09 SEP 15 PM 11:22
COMMISSION
CLERK

In re: Fuel and purchased power cost
recovery clause with generating performance
incentive factor.

Docket No. 090001-EI

Dated: September 15, 2009

**PROGRESS ENERGY FLORIDA INC.'S
REQUEST FOR CONFIDENTIAL CLASSIFICATION**

Progress Energy Florida, Inc., ("PEF" or "Company"), pursuant to Section 366.093, Florida Statutes (F.S.), and Rule 25-22.006, Florida Administrative Code (F.A.C.), submits this Request for Confidential Classification for certain information provided in response to Staff's Third Set of Interrogatories (22-25), specifically Question 23 and Attachments A, B, D, E and F submitted on September 16, 2009. In support of this Request, PEF states:

1. The information in response to Staff's Third Set of Interrogatories (22-25), specifically Question 23 and Attachments A, B, D, E and F, contain "proprietary business information" under Section 366.093(3), Florida Statutes.

2. The following exhibits are included with this request:

(a) Sealed Composite Exhibit A is a package containing an unredacted copy of all the documents for which PEF seeks confidential treatment. Composite Exhibit A is being submitted separately in a sealed envelope labeled "CONFIDENTIAL." In the unredacted version, the information asserted to be confidential is highlighted by yellow marker.

(b) Composite Exhibit B is a package containing two copies of redacted versions of the documents for which the Company requests confidential classification. The specific

COM _____
ECR 5
GCL 1
GPC _____
RCP _____
SEC _____
SFA _____
ADM _____
CLK 1

DOCUMENT NUMBER-DATE

09579 SEP 15 8

FPSC-COMMISSION CLERK

information for which confidential treatment is requested has been blocked out by opaque marker or other means.

(c) Exhibit C is a table which identifies by page and line the information for which PEF seeks confidential classification and the specific statutory bases for seeking confidential treatment.

3. As indicated in Exhibit C, the information for which PEF requests confidential classification is “proprietary confidential business information” within the meaning of Section 366.093(3), F.S. Specifically, the information at issue relates to hedging percentages, hedging gains/losses, volumes, pricing and forecasted burns, the disclosure of which would impair the efforts of the Company or its affiliates to negotiate fuel supply contracts on favorable terms. *See* § 366.093(3)(d), F.S.; Affidavit of Joseph McCallister at ¶ 5. Furthermore, the information at issue relates to the competitive interests of PEF and its fuel suppliers, the disclosure of which would impair their competitive businesses. *Id.* § 366.093(3)(e); Affidavit of Joseph McCallister at ¶ 6. Accordingly, such information constitutes “proprietary confidential business information” which is exempt from disclosure under the Public Records Act pursuant to Section 366.093(1), F.S.

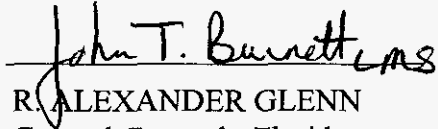
4. The information identified as Exhibit “A” is intended to be and is treated as confidential by the Company. *See* Affidavit of Joseph McCallister at ¶ 7. The information has not been disclosed to the public, and the Company has treated and continues to treat the information and contracts at issue as confidential. *See* Affidavit of Joseph McCallister at ¶ 7.

5. PEF requests that the information identified in Exhibit A be classified as “proprietary confidential business information” within the meaning of section 366.093(3), F.S., that the information remain confidential for a period of at least 18 months as provided in section 366.093(4)

F.S., and that the information be returned as soon as it is no longer necessary for the Commission to conduct its business.

WHEREFORE, for the foregoing reasons, PEF respectfully requests that this Request for Confidential Classification be granted.

RESPECTFULLY SUBMITTED this 15th day of September, 2009.


Handwritten signature of John T. Burnett in black ink, with a horizontal line drawn through the middle of the signature.

R. ALEXANDER GLENN
General Counsel - Florida
JOHN T. BURNETT
Associate General Counsel - Florida
Progress Energy Service Company, LLC
Post Office Box 14042
St. Petersburg, Florida 33733-4042
Telephone: 727-820-5184
Facsimile: 727-820-5249
Email: john.burnett@pgnmail.com

Attorneys for
PROGRESS ENERGY FLORIDA, INC.

CERTIFICATE OF SERVICE

I HEREBY CERTIFY that a true and correct copy of the foregoing has been furnished via US Mail to the following this 15th day of September, 2009.


Attorney

Lisa Bennett, Esq.
Office of General Counsel
Florida Public Service Commission
2540 Shumard Oak Blvd.
Tallahassee, FL 32399-0850
lbennett@psc.state.fl.us

James D. Beasley, Esq.
Lee L. Willis, Esq.
Ausley & McMullen Law Firm
P.O. Box 391
Tallahassee, FL 32302
jbeasley@ausley.com
lwillis@ausley.com

John T. Butler, Esq./Wade Litchfield, Esq.
Florida Power & Light Co.
700 Universe Boulevard
Juno Beach, FL 33408
John_butler@fpl.com
Wade_litchfield@fpl.com

Natalie F. Smith
Wade Litchfield
Florida Power & Light
215 S. Monroe Street, Ste. 810
Tallahassee, FL 32301-1859
Natalie_smith@fpl.com

Jeffrey A. Stone, Esq.
Russell A. Badders, Esq.
Steven R. Griffin
Beggs & Lane Law Firm
P.O. Box 12950
Pensacola, FL 32591
jas@beggslane.com
rab@beggslane.com
srg@beggslane.com

Florida Industrial Power Users Group
c/o John McWhirter, Jr.
McWhirter Reeves Law Firm
400 N. Tampa Street, Ste. 2450
Tampa, FL 33602
jmcwhirter@mac-law.com

Norman H. Horton, Jr.
Messer, Caparello & Self, P.A.
P.O. Box 15579
Tallahassee, FL 32317
nhorton@lawfla.com

Charles Beck
J.R.Kelly / Charles Rehwinkel
Office of Public Counsel
c/o The Florida Legislature
111 West Madison Street, #812
Tallahassee, FL 32399
Kelly.jr@leg.state.fl.us
Rehwinkel.charles@leg.state.fl.us

Robert Scheffel Wright
John T. LaVia, III
Young van Assenderp, P.A.
225 S. Adams Street, Suite 200
Tallahassee, FL 32301
swright@yvlaw.net

Curtis D. Young
Florida Public Utilities Company
P.O. Box 3395
West Palm Beach, FL 33402-3395
cyoung@fpuc.com

Mr. James W. Brew, Esq.
c/o Brickfield Law Firm
1025 Thomas Jefferson St., NW
8th Floor, West Tower
Washington, DC 20007
jbrew@bbrslaw.com

Ms. Paula K. Brown
Tampa Electric Company
P.O. Box 111
Tampa, FL 33601
regdept@tecoenergy.com

Ms. Susan D. Ritenour
Gulf Power Company
One Energy Place
Pensacola, FL 32520-0780
sdriteno@southernco.com

Federal Executive Agencies
Shayla L. Mcneill, Cpat. USAF
c/o AFLSA/JACL-ULT
139 Barnes Drive, Suite 1
Tyndall AFB, FL 32403-5319
Shayla.mcneill@tyndall.af.mil

Keefe Law Firm
Vicki Gordon Kaufman/Jon C. Moyle, Jr.
118 North Gadsden Street
Tallahassee, FL 32301
vkaufman@asglegal.com

PCS Administration (USA), Inc.
Karin S. Torain
Suite 400
1101 Skokie Boulevard
Northbrook, IL 60062
KSTorain@potashcorp.com

Exhibit B

REDACTED

DOCUMENT NUMBER - DATE

09579 SEP 15 8


FPSC-COMMISSION CLERK

23. Please state the realized hedging gains and losses by fuel type and by type of hedging instrument for the twelve months beginning August 1, 2008 and ending July 31, 2009.

Answer:

REDACTED

Progress Energy Florida, Inc.
For August 2008 through July 2009

Hedging Instrument	Fuel Type	Total Gain/(Loss)
OTC Financial Instruments	Heavy Oil	
OTC Financial Instruments	Light Oil	
OTC Financial Instruments	Natural Gas	
Fixed Physical Price Contracts	Natural Gas	
OTC Financial Instruments	Natural Gas - Storage	
Total Net Loss		(\$332,430,084)

REDACTED

Question 22 a. & c.

2008 August - December Swap Hedges

Delivery Month	Trade Date	Instrument	Z Key	Market	Location	Volume	Trade Price (\$/MMBtu)	Market Price on Trade Date	Adjustment for FGT ZN 3 Market Indications on Trade Date	Percent Difference from Trade Price
8/1/2008	6/30/2005	FIXED SWAP	1120010	IFERC	FGTZ3			\$7.01		
9/1/2008	6/30/2005	FIXED SWAP	1120012	IFERC	FGTZ3			\$6.99		
10/1/2008	6/30/2005	FIXED SWAP	1120013	IFERC	FGTZ3			\$7.02		
8/1/2008	9/12/2005	FIXED SWAP	1244892	NYMEX	NG			\$7.87		
9/1/2008	9/12/2005	FIXED SWAP	1244894	NYMEX	NG			\$7.86		
10/1/2008	9/12/2005	FIXED SWAP	1244896	NYMEX	NG			\$7.89		
11/1/2008	9/12/2005	FIXED SWAP	1244901	NYMEX	NG			\$8.27		
12/1/2008	9/12/2005	FIXED SWAP	1244903	NYMEX	NG			\$8.64		
8/1/2008	11/7/2005	FIXED SWAP	1330996	IFERC	FGTZ3			\$7.67		
8/1/2008	12/13/2005	FIXED SWAP	1383014	NYMEX	NG			\$8.18		
9/1/2008	12/13/2005	FIXED SWAP	1383016	NYMEX	NG			\$8.18		
10/1/2008	12/13/2005	FIXED SWAP	1383018	NYMEX	NG			\$8.21		
11/1/2008	12/13/2005	FIXED SWAP	1383021	NYMEX	NG			\$8.71		
12/1/2008	12/13/2005	FIXED SWAP	1383024	NYMEX	NG			\$9.20		
8/1/2008	12/27/2005	FIXED SWAP	1403059	NYMEX	NG			\$8.36		
9/1/2008	12/27/2005	FIXED SWAP	1403061	NYMEX	NG			\$8.36		
10/1/2008	12/27/2005	FIXED SWAP	1403063	NYMEX	NG			\$8.40		
11/1/2008	12/27/2005	FIXED SWAP	1403065	NYMEX	NG			\$8.91		
12/1/2008	12/27/2005	FIXED SWAP	1403067	NYMEX	NG			\$9.42		
8/1/2008	6/6/2006	FIXED SWAP	1626232	NYMEX	NG			\$7.85		
9/1/2008	6/6/2006	FIXED SWAP	1626234	NYMEX	NG			\$7.97		
8/1/2008	8/14/2006	FIXED SWAP	1732967	IFERC	FGTZ3			\$8.07		
9/1/2008	8/14/2006	FIXED SWAP	1732968	IFERC	FGTZ3			\$8.18		
10/1/2008	8/14/2006	FIXED SWAP	1732969	IFERC	FGTZ3			\$8.34		
8/1/2008	8/30/2006	FIXED SWAP	1757318	IFERC	FGTZ3			\$7.77		
9/1/2008	8/30/2006	FIXED SWAP	1757319	IFERC	FGTZ3			\$7.87		
10/1/2008	8/30/2006	FIXED SWAP	1757320	IFERC	FGTZ3			\$8.03		
8/1/2008	9/8/2006	FIXED SWAP	1767809	IFERC	FGTZ3			\$7.75		
9/1/2008	9/8/2006	FIXED SWAP	1767810	IFERC	FGTZ3			\$7.85		
10/1/2008	9/8/2006	FIXED SWAP	1767811	IFERC	FGTZ3			\$8.01		
8/1/2008	9/14/2006	FIXED SWAP	1774716	IFERC	FGTZ3			\$7.18		
9/1/2008	9/14/2006	FIXED SWAP	1774717	IFERC	FGTZ3			\$7.27		
10/1/2008	9/14/2006	FIXED SWAP	1774718	IFERC	FGTZ3			\$7.44		
11/1/2008	9/14/2006	FIXED SWAP	1774719	IFERC	FGTZ3			\$8.25		
8/1/2008	9/26/2006	FIXED SWAP	1794402	IFERC	FGTZ3			\$7.34		
9/1/2008	9/26/2006	FIXED SWAP	1794403	IFERC	FGTZ3			\$7.42		
10/1/2008	9/26/2006	FIXED SWAP	1794404	IFERC	FGTZ3			\$7.53		
8/1/2008	10/4/2006	FIXED SWAP	1812215	IFERC	FGTZ3			\$7.65		
9/1/2008	10/4/2006	FIXED SWAP	1812216	IFERC	FGTZ3			\$7.73		
10/1/2008	10/4/2006	FIXED SWAP	1812225	IFERC	FGTZ3			\$7.82		
8/1/2008	10/5/2006	FIXED SWAP	1813245	IFERC	FGTZ3			\$7.88		
9/1/2008	10/5/2006	FIXED SWAP	1813247	IFERC	FGTZ3			\$7.95		
10/1/2008	10/5/2006	FIXED SWAP	1813248	IFERC	FGTZ3			\$8.04		
11/1/2008	10/5/2006	FIXED SWAP	1813249	IFERC	FGTZ3			\$8.46		
8/1/2008	10/10/2006	FIXED SWAP	1819185	IFERC	FGTZ3			\$7.97		
9/1/2008	10/10/2006	FIXED SWAP	1819186	IFERC	FGTZ3			\$8.02		
10/1/2008	10/10/2006	FIXED SWAP	1819187	IFERC	FGTZ3			\$8.09		
11/1/2008	10/10/2006	FIXED SWAP	1819188	IFERC	FGTZ3			\$8.51		
8/1/2008	10/31/2006	FIXED SWAP	1845452	NYMEX	NG			\$7.67		
8/1/2008	1/24/2007	FIXED SWAP	1936443	NYMEX	NG			\$7.61		
9/1/2008	1/24/2007	FIXED SWAP	1936444	NYMEX	NG			\$7.67		
10/1/2008	1/24/2007	FIXED SWAP	1936445	NYMEX	NG			\$7.74		
8/1/2008	2/7/2007	FIXED SWAP	1953001	NYMEX	NG			\$7.72		
9/1/2008	2/7/2007	FIXED SWAP	1953002	NYMEX	NG			\$7.76		
10/1/2008	2/7/2007	FIXED SWAP	1953003	NYMEX	NG			\$7.85		
8/1/2008	3/7/2007	FIXED SWAP	1988929	IFERC	HHUB			\$7.87		
9/1/2008	3/7/2007	FIXED SWAP	1988930	IFERC	HHUB			\$7.92		
10/1/2008	3/7/2007	FIXED SWAP	1988931	IFERC	HHUB			\$8.01		
11/1/2008	3/7/2007	FIXED SWAP	1988932	IFERC	HHUB			\$8.48		
8/1/2008	3/26/2007	FIXED SWAP	2005440	IFERC	HHUB			\$7.99		
9/1/2008	3/26/2007	FIXED SWAP	2005441	IFERC	HHUB			\$8.05		
10/1/2008	3/26/2007	FIXED SWAP	2005442	IFERC	HHUB			\$8.15		
8/1/2008	4/12/2007	FIXED SWAP	2038408	IFERC	HHUB			\$8.41		
9/1/2008	4/12/2007	FIXED SWAP	2038409	IFERC	HHUB			\$8.46		
10/1/2008	4/12/2007	FIXED SWAP	2038410	IFERC	HHUB			\$8.56		
8/1/2008	4/20/2007	FIXED SWAP	2045546	IFERC	HHUB			\$8.14		
9/1/2008	4/20/2007	FIXED SWAP	2045547	IFERC	HHUB			\$8.19		
10/1/2008	4/20/2007	FIXED SWAP	2045548	IFERC	HHUB			\$8.29		
8/1/2008	5/1/2007	FIXED SWAP	2054399	IFERC	HHUB			\$8.37		
9/1/2008	5/1/2007	FIXED SWAP	2054403	IFERC	HHUB			\$8.41		
10/1/2008	5/1/2007	FIXED SWAP	2054404	IFERC	HHUB			\$8.51		
8/1/2008	5/8/2007	FIXED SWAP	2070902	IFERC	HHUB			\$8.42		

9/1/2008	5/8/2007	FIXED SWAP	2070903	IFERC	HHUB	\$8.46
10/1/2008	5/8/2007	FIXED SWAP	2070904	IFERC	HHUB	\$8.55
8/1/2008	5/18/2007	FIXED SWAP	2083067	IFERC	HHUB	\$8.52
8/1/2008	5/18/2007	FIXED SWAP	2083083	IFERC	HHUB	\$8.52
9/1/2008	5/18/2007	FIXED SWAP	2083069	IFERC	HHUB	\$8.56
10/1/2008	5/18/2007	FIXED SWAP	2083071	IFERC	HHUB	\$8.66
9/1/2008	5/18/2007	FIXED SWAP	2083085	IFERC	HHUB	\$8.56
10/1/2008	5/18/2007	FIXED SWAP	2083087	IFERC	HHUB	\$8.66
11/1/2008	5/18/2007	FIXED SWAP	2083089	IFERC	HHUB	\$9.13
12/1/2008	5/18/2007	FIXED SWAP	2083091	IFERC	HHUB	\$9.60
8/1/2008	5/21/2007	FIXED SWAP	2084276	IFERC	HHUB	\$8.53
8/1/2008	5/21/2007	FIXED SWAP	2084506	IFERC	HHUB	\$8.53
9/1/2008	5/21/2007	FIXED SWAP	2084507	IFERC	HHUB	\$8.57
10/1/2008	5/21/2007	FIXED SWAP	2084508	IFERC	HHUB	\$8.67
11/1/2008	5/21/2007	FIXED SWAP	2084509	IFERC	HHUB	\$9.14
12/1/2008	5/21/2007	FIXED SWAP	2084511	IFERC	HHUB	\$9.61
8/1/2008	5/24/2007	FIXED SWAP	2087494	IFERC	FGTZ3	\$8.50
9/1/2008	5/24/2007	FIXED SWAP	2087495	IFERC	FGTZ3	\$8.54
10/1/2008	5/24/2007	FIXED SWAP	2087496	IFERC	FGTZ3	\$8.65
11/1/2008	5/24/2007	FIXED SWAP	2087497	IFERC	FGTZ3	\$9.12
12/1/2008	5/24/2007	FIXED SWAP	2087498	IFERC	FGTZ3	\$9.59
8/1/2008	5/25/2007	FIXED SWAP	2088401	NYMEX	NG	\$8.53
9/1/2008	5/25/2007	FIXED SWAP	2088402	NYMEX	NG	\$8.58
8/1/2008	5/30/2007	FIXED SWAP	2091704	IFERC	FGTZ3	\$8.54
9/1/2008	5/30/2007	FIXED SWAP	2091705	IFERC	FGTZ3	\$8.59
10/1/2008	5/30/2007	FIXED SWAP	2091706	IFERC	FGTZ3	\$8.69
8/1/2008	5/31/2007	FIXED SWAP	2092547	IFERC	FGTZ3	\$8.57
9/1/2008	5/31/2007	FIXED SWAP	2092548	IFERC	FGTZ3	\$8.62
10/1/2008	5/31/2007	FIXED SWAP	2092549	IFERC	FGTZ3	\$8.72
11/1/2008	5/31/2007	FIXED SWAP	2092550	NYMEX	NG	\$9.19
12/1/2008	5/31/2007	FIXED SWAP	2092551	NYMEX	NG	\$9.66
8/1/2008	6/4/2007	FIXED SWAP	2096011	IFERC	FGTZ3	\$8.73
9/1/2008	6/4/2007	FIXED SWAP	2096012	IFERC	FGTZ3	\$8.78
10/1/2008	6/4/2007	FIXED SWAP	2096015	IFERC	FGTZ3	\$8.88
8/1/2008	6/5/2007	FIXED SWAP	2097039	NYMEX	NG	\$8.68
11/1/2008	6/5/2007	FIXED SWAP	2097040	NYMEX	NG	\$9.30
12/1/2008	6/5/2007	FIXED SWAP	2097042	NYMEX	NG	\$9.77
8/1/2008	6/7/2007	FIXED SWAP	2100238	IFERC	HHUB	\$8.59
9/1/2008	6/7/2007	FIXED SWAP	2100257	IFERC	HHUB	\$8.63
10/1/2008	6/7/2007	FIXED SWAP	2100275	IFERC	HHUB	\$8.74
8/1/2008	6/13/2007	FIXED SWAP	2109746	NYMEX	NG	\$8.58
8/1/2008	6/15/2007	FIXED SWAP	2111607	IFERC	HHUB	\$8.79
9/1/2008	6/15/2007	FIXED SWAP	2111608	IFERC	HHUB	\$8.83
10/1/2008	6/15/2007	FIXED SWAP	2111609	IFERC	HHUB	\$8.94
11/1/2008	6/15/2007	FIXED SWAP	2111624	NYMEX	NG	\$9.41
12/1/2008	6/15/2007	FIXED SWAP	2111625	NYMEX	NG	\$9.90
8/1/2008	6/22/2007	FIXED SWAP	2117787	NYMEX	NG	\$8.29
11/1/2008	6/22/2007	FIXED SWAP	2117790	NYMEX	NG	\$8.95
12/1/2008	6/22/2007	FIXED SWAP	2117791	NYMEX	NG	\$9.45
8/1/2008	6/27/2007	FIXED SWAP	2120325	IFERC	HHUB	\$8.22
8/1/2008	6/28/2007	FIXED SWAP	2120888	IFERC	HHUB	\$8.03
9/1/2008	6/28/2007	FIXED SWAP	2120899	IFERC	HHUB	\$8.09
10/1/2008	6/28/2007	FIXED SWAP	2120902	IFERC	HHUB	\$8.20
8/1/2008	7/10/2007	FIXED SWAP	2128432	IFERC	HHUB	\$8.02
9/1/2008	7/10/2007	FIXED SWAP	2128433	IFERC	HHUB	\$8.08
8/1/2008	7/12/2007	FIXED SWAP	2131323	IFERC	HHUB	\$7.97
9/1/2008	7/12/2007	FIXED SWAP	2131331	IFERC	HHUB	\$8.02
8/1/2008	8/28/2007	FIXED SWAP	2182006	IFERC	HHUB	\$7.60
9/1/2008	8/28/2007	FIXED SWAP	2182007	IFERC	HHUB	\$7.64
8/1/2008	9/6/2007	FIXED SWAP	2189528	IFERC	FGTZ3	\$7.62
9/1/2008	9/6/2007	FIXED SWAP	2189529	IFERC	FGTZ3	\$7.66
8/1/2008	9/10/2007	FIXED SWAP	2191682	IFERC	FGTZ3	\$7.62
9/1/2008	9/10/2007	FIXED SWAP	2191684	IFERC	FGTZ3	\$7.66
8/1/2008	9/12/2007	FIXED SWAP	2194758	IFERC	FGTZ3	\$7.81
9/1/2008	9/12/2007	FIXED SWAP	2194759	IFERC	FGTZ3	\$7.81
11/1/2008	9/13/2007	FIXED SWAP	2195578	NYMEX	NG	\$8.31
12/1/2008	9/13/2007	FIXED SWAP	2195580	NYMEX	NG	\$8.73
8/1/2008	9/19/2007	FIXED SWAP	2203311	IFERC	FGTZ3	\$7.67
9/1/2008	9/19/2007	FIXED SWAP	2203313	IFERC	FGTZ3	\$7.70
8/1/2008	10/18/2007	FIXED SWAP	2243460	IFERC	HHUB	\$8.13
9/1/2008	10/18/2007	FIXED SWAP	2243462	IFERC	HHUB	\$8.15
10/1/2008	10/18/2007	FIXED SWAP	2243464	IFERC	HHUB	\$8.22
8/1/2008	10/23/2007	FIXED SWAP	2245661	IFERC	HHUB	\$7.76
8/1/2008	10/30/2007	FIXED SWAP	2248934	IFERC	FGTZ3	\$8.16
9/1/2008	10/30/2007	FIXED SWAP	2248935	IFERC	FGTZ3	\$8.18
8/1/2008	11/1/2007	FIXED SWAP	2252872	IFERC	FGTZ3	\$8.50
11/1/2008	11/1/2007	FIXED SWAP	2252877	NYMEX	NG	\$8.96
12/1/2008	11/1/2007	FIXED SWAP	2252878	NYMEX	NG	\$9.34
8/1/2008	11/5/2007	FIXED SWAP	2261210	IFERC	FGTZ3	\$8.16
9/1/2008	11/5/2007	FIXED SWAP	2261211	IFERC	FGTZ3	\$8.18
10/1/2008	11/5/2007	FIXED SWAP	2261212	IFERC	FGTZ3	\$8.25
8/1/2008	11/19/2007	FIXED SWAP	2270223	IFERC	FGTZ3	\$8.00
9/1/2008	11/19/2007	FIXED SWAP	2270224	IFERC	FGTZ3	\$8.02
10/1/2008	11/19/2007	FIXED SWAP	2270225	IFERC	FGTZ3	\$8.08
8/1/2008	11/21/2007	FIXED SWAP	2271229	IFERC	FGTZ3	\$7.86

9/1/2008	11/21/2007	FIXED SWAP	2271238	IFERC	FGTZ3	\$7.89
10/1/2008	11/21/2007	FIXED SWAP	2271239	IFERC	FGTZ3	\$7.95
8/1/2008	11/28/2007	FIXED SWAP	2274060	IFERC	HHUB	\$7.66
8/1/2008	12/4/2007	FIXED SWAP	2277122	IFERC	HHUB	\$7.48
11/1/2008	12/10/2007	FIXED SWAP	2286893	NYMEX	NG	\$8.00
12/1/2008	12/10/2007	FIXED SWAP	2286895	NYMEX	NG	\$8.44
8/1/2008	1/3/2008	FIXED SWAP	2301767	IFERC	FGTZ3	\$7.98
9/1/2008	1/3/2008	FIXED SWAP	2301768	IFERC	FGTZ3	\$8.01
10/1/2008	1/3/2008	FIXED SWAP	2301769	IFERC	FGTZ3	\$8.08
11/1/2008	1/3/2008	FIXED SWAP	2301770	IFERC	FGTZ3	\$8.40
12/1/2008	1/3/2008	FIXED SWAP	2301771	IFERC	FGTZ3	\$8.78
8/1/2008	1/8/2008	FIXED SWAP	2304208	IFERC	FGTZ3	\$8.21
9/1/2008	1/8/2008	FIXED SWAP	2304209	IFERC	FGTZ3	\$8.23
10/1/2008	1/8/2008	FIXED SWAP	2304210	IFERC	FGTZ3	\$8.30
11/1/2008	1/8/2008	FIXED SWAP	2304211	IFERC	FGTZ3	\$8.57
12/1/2008	1/8/2008	FIXED SWAP	2304212	IFERC	FGTZ3	\$8.90
8/1/2008	1/10/2008	FIXED SWAP	2305850	IFERC	FGTZ3	\$8.37
9/1/2008	1/10/2008	FIXED SWAP	2305851	IFERC	FGTZ3	\$8.38
10/1/2008	1/10/2008	FIXED SWAP	2305852	IFERC	FGTZ3	\$8.45
8/1/2008	1/22/2008	FIXED SWAP	2318509	IFERC	FGTZ3	\$7.93
11/1/2008	1/31/2008	FIXED SWAP	2322744	IFERC	FGTZ3	\$8.67
12/1/2008	1/31/2008	FIXED SWAP	2322745	IFERC	FGTZ3	\$8.96
8/1/2008	2/1/2008	FIXED SWAP	2323655	NYMEX	NG	\$8.10
9/1/2008	2/1/2008	FIXED SWAP	2323656	NYMEX	NG	\$8.11
10/1/2008	2/1/2008	FIXED SWAP	2323657	NYMEX	NG	\$8.17
8/1/2008	2/13/2008	FIXED SWAP	2334847	NYMEX	NG	\$8.67
9/1/2008	2/13/2008	FIXED SWAP	2334848	NYMEX	NG	\$8.68
10/1/2008	2/13/2008	FIXED SWAP	2334849	NYMEX	NG	\$8.76
8/1/2008	2/20/2008	FIXED SWAP	2342891	NYMEX	NG	\$9.14
9/1/2008	2/20/2008	FIXED SWAP	2342892	NYMEX	NG	\$9.15
10/1/2008	2/20/2008	FIXED SWAP	2342893	NYMEX	NG	\$9.23
8/1/2008	2/22/2008	FIXED SWAP	2344201	NYMEX	NG	\$9.36
9/1/2008	2/22/2008	FIXED SWAP	2344202	NYMEX	NG	\$9.37
10/1/2008	2/22/2008	FIXED SWAP	2344203	NYMEX	NG	\$9.45
8/1/2008	2/25/2008	FIXED SWAP	2345227	IFERC	FGTZ3	\$9.40
9/1/2008	2/25/2008	FIXED SWAP	2345228	IFERC	FGTZ3	\$9.41
10/1/2008	2/25/2008	FIXED SWAP	2345229	IFERC	FGTZ3	\$9.49
8/1/2008	2/27/2008	FIXED SWAP	2346587	IFERC	FGTZ3	\$9.29
9/1/2008	2/27/2008	FIXED SWAP	2346589	IFERC	FGTZ3	\$9.30
10/1/2008	2/27/2008	FIXED SWAP	2346590	IFERC	FGTZ3	\$9.38
8/1/2008	3/4/2008	FIXED SWAP	2351230	IFERC	HHUB	\$9.56
9/1/2008	3/4/2008	FIXED SWAP	2351231	IFERC	HHUB	\$9.58
11/1/2008	3/5/2008	FIXED SWAP	2355635	NYMEX	NG	\$10.26
12/1/2008	3/5/2008	FIXED SWAP	2355636	NYMEX	NG	\$10.57
8/1/2008	3/7/2008	FIXED SWAP	2357312	IFERC	HHUB	\$10.00
9/1/2008	3/7/2008	FIXED SWAP	2357313	IFERC	HHUB	\$10.00
10/1/2008	3/17/2008	FIXED SWAP	2364088	NYMEX	NG	\$9.50
11/1/2008	3/17/2008	FIXED SWAP	2364021	NYMEX	NG	\$9.74
12/1/2008	3/17/2008	FIXED SWAP	2364022	NYMEX	NG	\$10.08
8/1/2008	3/20/2008	FIXED SWAP	2366765	IFERC	HHUB	\$9.39
9/1/2008	3/20/2008	FIXED SWAP	2366767	IFERC	HHUB	\$9.39
10/1/2008	3/20/2008	FIXED SWAP	2366756	IFERC	FGTZ3	\$9.46
8/1/2008	3/27/2008	FIXED SWAP	2369643	IFERC	HHUB	\$9.95
9/1/2008	3/27/2008	FIXED SWAP	2369644	IFERC	HHUB	\$9.97
8/1/2008	4/2/2008	FIXED SWAP	2372685	IFERC	HHUB	\$10.04
9/1/2008	4/2/2008	FIXED SWAP	2372686	IFERC	HHUB	\$10.05
8/1/2008	4/17/2008	FIXED SWAP	2402511	IFERC	HHUB	\$10.67
9/1/2008	4/17/2008	FIXED SWAP	2402516	IFERC	HHUB	\$10.69
8/1/2008	4/18/2008	FIXED SWAP	2403440	IFERC	FGTZ3	\$10.88
9/1/2008	4/18/2008	FIXED SWAP	2403442	IFERC	FGTZ3	\$10.90
10/1/2008	4/18/2008	FIXED SWAP	2403448	IFERC	FGTZ3	\$10.97
11/1/2008	4/18/2008	FIXED SWAP	2403405	NYMEX	NG	\$11.22
12/1/2008	4/18/2008	FIXED SWAP	2403410	NYMEX	NG	\$11.58
8/1/2008	4/22/2008	FIXED SWAP	2405609	IFERC	FGTZ3	\$10.99
9/1/2008	4/23/2008	FIXED SWAP	2406573	NYMEX	NG	\$11.19
10/1/2008	4/23/2008	FIXED SWAP	2406574	NYMEX	NG	\$11.25
8/1/2008	4/24/2008	FIXED SWAP	2407148	IFERC	FGTZ3	\$11.16
9/1/2008	4/24/2008	FIXED SWAP	2407153	NYMEX	NG	\$11.18
10/1/2008	4/24/2008	FIXED SWAP	2407154	IFERC	FGTZ3	\$11.24
11/1/2008	4/24/2008	FIXED SWAP	2407155	IFERC	FGTZ3	\$11.50
12/1/2008	4/24/2008	FIXED SWAP	2407156	IFERC	FGTZ3	\$11.85
8/1/2008	4/28/2008	FIXED SWAP	2408864	IFERC	FGTZ3	\$11.50
8/1/2008	4/29/2008	FIXED SWAP	2409162	IFERC	FGTZ3	\$11.05
8/1/2008	4/29/2008	FIXED SWAP	2409242	IFERC	FGTZ3	\$11.05
9/1/2008	4/29/2008	FIXED SWAP	2409243	IFERC	FGTZ3	\$11.07
10/1/2008	4/29/2008	FIXED SWAP	2409244	IFERC	FGTZ3	\$11.13
8/1/2008	5/1/2008	FIXED SWAP	2410555	IFERC	FGTZ3	\$10.78
9/1/2008	5/1/2008	FIXED SWAP	2410557	NYMEX	NG	\$10.81
10/1/2008	5/1/2008	FIXED SWAP	2410558	NYMEX	NG	\$10.87
8/1/2008	5/8/2008	FIXED SWAP	2423343	IFERC	FGTZ3	\$11.44
10/1/2008	5/8/2008	FIXED SWAP	2423344	IFERC	FGTZ3	\$11.53
8/1/2008	5/12/2008	FIXED SWAP	2425581	IFERC	FGTZ3	\$11.51
9/1/2008	5/12/2008	FIXED SWAP	2425582	NYMEX	NG	\$11.54
10/1/2008	5/12/2008	FIXED SWAP	2425583	NYMEX	NG	\$11.60
11/1/2008	5/12/2008	FIXED SWAP	2425584	NYMEX	NG	\$11.85

12/1/2008	5/12/2008	FIXED SWAP	2425585	NYMEX	NG
8/1/2008	5/15/2008	FIXED SWAP	2428971	IFERC	FGTZ3
11/1/2008	5/15/2008	FIXED SWAP	2429267	NYMEX	NG
12/1/2008	5/15/2008	FIXED SWAP	2429268	NYMEX	NG
8/1/2008	5/22/2008	FIXED SWAP	2432478	IFERC	FGTZ3
10/1/2008	5/22/2008	FIXED SWAP	2432479	IFERC	FGTZ3
10/1/2008	5/29/2008	FIXED SWAP	2437220	NYMEX	NG
11/1/2008	5/29/2008	FIXED SWAP	2437178	IFERC	FGTZ3
12/1/2008	5/29/2008	FIXED SWAP	2437179	IFERC	FGTZ3
8/1/2008	6/2/2008	FIXED SWAP	2438913	IFERC	FGTZ3
9/1/2008	6/2/2008	FIXED SWAP	2438944	NYMEX	NG
10/1/2008	6/2/2008	FIXED SWAP	2438945	NYMEX	NG
11/1/2008	6/2/2008	FIXED SWAP	2438952	IFERC	FGTZ3
12/1/2008	6/2/2008	FIXED SWAP	2438955	IFERC	FGTZ3
8/1/2008	6/6/2008	FIXED SWAP	2442965	IFERC	FGTZ3
9/1/2008	6/6/2008	FIXED SWAP	2442966	IFERC	FGTZ3
10/1/2008	6/6/2008	FIXED SWAP	2442967	IFERC	FGTZ3
11/1/2008	6/10/2008	FIXED SWAP	2449551	NYMEX	NG
12/1/2008	6/10/2008	FIXED SWAP	2449552	NYMEX	NG
8/1/2008	6/19/2008	FIXED SWAP	2454571	IFERC	NG
9/1/2008	6/19/2008	FIXED SWAP	2454572	NYMEX	NG
10/1/2008	6/19/2008	FIXED SWAP	2454573	NYMEX	NG
11/1/2008	6/19/2008	FIXED SWAP	2454574	NYMEX	NG
12/1/2008	6/19/2008	FIXED SWAP	2454575	NYMEX	NG
11/1/2008	6/24/2008	FIXED SWAP	2456647	IFERC	HHUB
12/1/2008	6/24/2008	FIXED SWAP	2456648	IFERC	HHUB
8/1/2008	7/2/2008	FIXED SWAP	2462618	NYMEX	NG
9/1/2008	7/2/2008	FIXED SWAP	2462619	NYMEX	NG
10/1/2008	7/2/2008	FIXED SWAP	2462620	NYMEX	NG
11/1/2008	7/2/2008	FIXED SWAP	2462495	IFERC	HHUB
12/1/2008	7/2/2008	FIXED SWAP	2462496	IFERC	HHUB
8/1/2008	7/8/2008	FIXED SWAP	2465624	NYMEX	NG
9/1/2008	7/8/2008	FIXED SWAP	2465625	NYMEX	NG
10/1/2008	7/8/2008	FIXED SWAP	2465626	NYMEX	NG
11/1/2008	7/8/2008	FIXED SWAP	2465627	IFERC	HHUB
12/1/2008	7/8/2008	FIXED SWAP	2465630	IFERC	HHUB
8/1/2008	7/9/2008	FIXED SWAP	2466931	NYMEX	NG
9/1/2008	7/9/2008	FIXED SWAP	2466932	NYMEX	NG
10/1/2008	7/9/2008	FIXED SWAP	2466933	NYMEX	NG
11/1/2008	7/9/2008	FIXED SWAP	2467452	IFERC	FGTZ3
12/1/2008	7/9/2008	FIXED SWAP	2467453	IFERC	FGTZ3
8/1/2008	7/11/2008	FIXED SWAP	2469715	NYMEX	NG
9/1/2008	7/11/2008	FIXED SWAP	2469716	NYMEX	NG
11/1/2008	7/11/2008	FIXED SWAP	2469761	IFERC	FGTZ3
12/1/2008	7/11/2008	FIXED SWAP	2469762	IFERC	FGTZ3
8/1/2008	7/17/2008	FIXED SWAP	2474688	NYMEX	NG
9/1/2008	7/17/2008	FIXED SWAP	2474692	NYMEX	NG
11/1/2008	7/17/2008	FIXED SWAP	2474624	IFERC	FGTZ3
12/1/2008	7/17/2008	FIXED SWAP	2474633	IFERC	FGTZ3
11/1/2008	7/17/2008	FIXED SWAP	2474514	IFERC	FGTZ3
12/1/2008	7/17/2008	FIXED SWAP	2474516	IFERC	FGTZ3
8/1/2008	7/22/2008	FIXED SWAP	2477258	NYMEX	NG
9/1/2008	7/22/2008	FIXED SWAP	2477259	NYMEX	NG
11/1/2008	7/22/2008	FIXED SWAP	2477262	IFERC	FGTZ3
12/1/2008	7/22/2008	FIXED SWAP	2477263	IFERC	FGTZ3
8/1/2008	7/24/2008	FIXED SWAP	2478943	NYMEX	NG
8/1/2008	7/24/2008	FIXED SWAP	2478956	NYMEX	NG
9/1/2008	7/24/2008	FIXED SWAP	2478944	NYMEX	NG
9/1/2008	7/24/2008	FIXED SWAP	2478957	NYMEX	NG
11/1/2008	7/24/2008	FIXED SWAP	2478883	IFERC	FGTZ3
12/1/2008	7/24/2008	FIXED SWAP	2478884	IFERC	FGTZ3
11/1/2008	7/24/2008	FIXED SWAP	2478945	IFERC	FGTZ3
12/1/2008	7/24/2008	FIXED SWAP	2478946	IFERC	FGTZ3
11/1/2008	7/30/2008	FIXED SWAP	2483204	IFERC	FGTZ3
12/1/2008	7/30/2008	FIXED SWAP	2483205	IFERC	FGTZ3
11/1/2008	8/1/2008	FIXED SWAP	2484918	IFERC	FGTZ3
12/1/2008	8/1/2008	FIXED SWAP	2484919	IFERC	FGTZ3
11/1/2008	8/1/2008	FIXED SWAP	2485011	IFERC	FGTZ3
12/1/2008	8/1/2008	FIXED SWAP	2485012	IFERC	FGTZ3
11/1/2008	8/4/2008	FIXED SWAP	2486844	IFERC	FGTZ3
12/1/2008	8/4/2008	FIXED SWAP	2486845	IFERC	FGTZ3
11/1/2008	8/8/2008	FIXED SWAP	2490917	IFERC	HHUB
12/1/2008	8/8/2008	FIXED SWAP	2490918	IFERC	HHUB
9/1/2008	8/13/2008	FIXED SWAP	2495018	NYMEX	NG
10/1/2008	8/13/2008	FIXED SWAP	2495019	NYMEX	NG
11/1/2008	8/13/2008	FIXED SWAP	2495020	IFERC	FGTZ3
12/1/2008	8/13/2008	FIXED SWAP	2495021	IFERC	FGTZ3
9/1/2008	8/21/2008	FIXED SWAP	2499870	NYMEX	NG
10/1/2008	8/21/2008	FIXED SWAP	2499872	NYMEX	NG
11/1/2008	8/21/2008	FIXED SWAP	2499874	IFERC	FGTZ3
12/1/2008	8/21/2008	FIXED SWAP	2499876	IFERC	FGTZ3
9/1/2008	8/22/2008	FIXED SWAP	2500397	NYMEX	NG
10/1/2008	8/22/2008	FIXED SWAP	2500399	NYMEX	NG
11/1/2008	8/22/2008	FIXED SWAP	2500401	IFERC	FGTZ3
12/1/2008	8/22/2008	FIXED SWAP	2500403	IFERC	FGTZ3

\$12.22
\$11.65
\$12.00
\$12.37
\$11.92
\$12.01
\$11.66
\$11.91
\$12.28
\$12.06
\$12.08
\$12.14
\$12.36
\$12.70
\$12.76
\$12.77
\$12.81
\$12.82
\$13.13
\$12.99
\$13.03
\$13.10
\$13.34
\$13.69
\$13.53
\$13.89
\$13.39
\$13.45
\$13.53
\$13.78
\$14.12
\$12.37
\$12.46
\$12.56
\$12.87
\$13.24
\$12.01
\$12.09
\$12.20
\$12.54
\$12.92
\$11.90
\$11.99
\$12.46
\$12.85
\$10.54
\$10.61
\$11.43
\$11.43
\$11.43
\$10.07
\$10.14
\$10.62
\$10.99
\$9.32
\$9.32
\$9.38
\$9.38
\$10.23
\$10.23
\$9.83
\$10.22
\$9.69
\$10.06
\$9.87
\$10.26
\$9.87
\$10.26
\$9.25
\$9.68
\$8.71
\$9.13
\$8.46
\$8.55
\$8.91
\$9.31
\$8.25
\$8.36
\$8.73
\$9.09
\$7.84
\$7.96
\$8.35
\$8.74

9/1/2008	8/26/2008	FIXED SWAP	2502475	IFERC	FGTZ3		\$8.28	
11/1/2008	8/26/2008	FIXED SWAP	2502224	IFERC	FGTZ3		\$8.74	
12/1/2008	8/26/2008	FIXED SWAP	2502227	IFERC	FGTZ3		\$9.10	
11/1/2008	8/28/2008	FIXED SWAP	2504386	IFERC	FGTZ3		\$8.47	
12/1/2008	8/28/2008	FIXED SWAP	2504389	IFERC	FGTZ3		\$8.90	
11/1/2008	9/2/2008	FIXED SWAP	2509306	IFERC	FGTZ3		\$8.22	
12/1/2008	9/2/2008	FIXED SWAP	2509307	IFERC	FGTZ3		\$8.22	
11/1/2008	9/3/2008	FIXED SWAP	2511273	IFERC	FGTZ3		\$7.72	
12/1/2008	9/3/2008	FIXED SWAP	2511274	IFERC	FGTZ3		\$8.19	
12/1/2008	10/24/2008	FIXED SWAP	2581491	IFERC	FGTZ3		\$6.46	
12/1/2008	10/30/2008	FIXED SWAP	2584662	IFERC	FGTZ3		\$6.43	
9/1/2008	1023/2007	FIXED SWAP	2245662	IFERC	HHUB		\$7.78	

* For comparison purposes, FGT Zn3 hedges needed to be adjusted for FGT Zn 3 basis so an apples to apples comparison could be made between the closing market prices for NYMEX and traded price

** Percentage difference from trade price - Negative identifies when a trade price is below the market price

** Percentage difference from trade price - Positive identifies when a trade price is above the market price

REDACTED

Question 22 a. & c.

2009 January - July Swap Hedges

Delivery Month	Trade Date	Instrument	Key	Market	Location	Volume	Trade Price (\$/MMBtu)	Market Price on Trade Date	Adjustment for FGT ZN 3 Market Indications on Trade Date	Percent Difference from Trade Price
1/1/2009	12/13/2005	FIXED SWAP	1383233	NYMEX	NG			\$9.60		
2/1/2009	12/13/2005	FIXED SWAP	1383235	NYMEX	NG			\$9.54		
3/1/2009	12/13/2005	FIXED SWAP	1383237	NYMEX	NG			\$9.23		
4/1/2009	12/13/2005	FIXED SWAP	1383239	NYMEX	NG			\$7.37		
5/1/2009	12/13/2005	FIXED SWAP	1383242	NYMEX	NG			\$7.15		
6/1/2009	12/13/2005	FIXED SWAP	1383355	NYMEX	NG			\$7.20		
7/1/2009	12/13/2005	FIXED SWAP	1383378	NYMEX	NG			\$7.26		
1/1/2009	12/14/2005	FIXED SWAP	1386787	NYMEX	NG			\$9.62		
2/1/2009	12/14/2005	FIXED SWAP	1386789	NYMEX	NG			\$9.57		
3/1/2009	12/14/2005	FIXED SWAP	1386791	NYMEX	NG			\$9.26		
4/1/2009	12/14/2005	FIXED SWAP	1386793	NYMEX	NG			\$7.42		
5/1/2009	12/14/2005	FIXED SWAP	1386795	NYMEX	NG			\$7.20		
6/1/2009	12/14/2005	FIXED SWAP	1386797	NYMEX	NG			\$7.25		
7/1/2009	12/14/2005	FIXED SWAP	1386799	NYMEX	NG			\$7.31		
1/1/2009	12/27/2005	FIXED SWAP	1403070	NYMEX	NG			\$9.83		
2/1/2009	12/27/2005	FIXED SWAP	1403072	NYMEX	NG			\$9.79		
3/1/2009	12/27/2005	FIXED SWAP	1403074	NYMEX	NG			\$9.49		
4/1/2009	12/27/2005	FIXED SWAP	1403076	NYMEX	NG			\$7.71		
5/1/2009	12/27/2005	FIXED SWAP	1403079	NYMEX	NG			\$7.49		
6/1/2009	12/27/2005	FIXED SWAP	1403081	NYMEX	NG			\$7.53		
7/1/2009	12/27/2005	FIXED SWAP	1403084	NYMEX	NG			\$7.57		
6/1/2009	5/31/2006	FIXED SWAP	1620038	IFERC	FGT23			\$7.25		
7/1/2009	5/31/2006	FIXED SWAP	1620039	IFERC	FGT23			\$7.35		
1/1/2009	8/30/2006	FIXED SWAP	1757621	IFERC	FGT23			\$10.27		
2/1/2009	8/30/2006	FIXED SWAP	1757622	IFERC	FGT23			\$10.28		
3/1/2009	8/30/2006	FIXED SWAP	1757623	IFERC	FGT23			\$10.00		
4/1/2009	8/30/2006	FIXED SWAP	1757624	IFERC	FGT23			\$7.22		
5/1/2009	8/30/2006	FIXED SWAP	1757625	IFERC	FGT23			\$7.01		
6/1/2009	8/30/2006	FIXED SWAP	1757626	IFERC	FGT23			\$7.09		
7/1/2009	8/30/2006	FIXED SWAP	1757629	IFERC	FGT23			\$7.17		
4/1/2009	9/8/2006	FIXED SWAP	1767821	IFERC	FGT23			\$7.22		
5/1/2009	9/8/2006	FIXED SWAP	1767822	IFERC	FGT23			\$7.02		
6/1/2009	9/8/2006	FIXED SWAP	1767823	IFERC	FGT23			\$7.09		
7/1/2009	9/8/2006	FIXED SWAP	1767824	IFERC	FGT23			\$7.17		
1/1/2009	9/14/2006	FIXED SWAP	1774722	IFERC	FGT23			\$9.50		
2/1/2009	9/14/2006	FIXED SWAP	1774723	IFERC	FGT23			\$9.50		
3/1/2009	9/14/2006	FIXED SWAP	1774724	IFERC	FGT23			\$9.24		
4/1/2009	9/14/2006	FIXED SWAP	1774726	IFERC	FGT23			\$6.81		
5/1/2009	9/14/2006	FIXED SWAP	1774727	IFERC	FGT23			\$6.66		
6/1/2009	9/14/2006	FIXED SWAP	1774728	IFERC	FGT23			\$6.73		
7/1/2009	9/14/2006	FIXED SWAP	1774729	IFERC	FGT23			\$6.81		
6/1/2009	9/27/2006	FIXED SWAP	1795650	IFERC	FGT23			\$6.95		
7/1/2009	9/27/2006	FIXED SWAP	1795651	IFERC	FGT23			\$7.01		
1/1/2009	10/17/2006	FIXED SWAP	1831546	NYMEX	NG			\$9.19		
2/1/2009	10/17/2006	FIXED SWAP	1831548	NYMEX	NG			\$9.19		
3/1/2009	10/17/2006	FIXED SWAP	1831550	NYMEX	NG			\$8.93		
4/1/2009	10/17/2006	FIXED SWAP	1831552	NYMEX	NG			\$7.60		
5/1/2009	10/17/2006	FIXED SWAP	1831555	NYMEX	NG			\$7.43		
6/1/2009	10/17/2006	FIXED SWAP	1831557	NYMEX	NG			\$7.48		
7/1/2009	10/17/2006	FIXED SWAP	1831559	NYMEX	NG			\$7.53		
1/1/2009	10/25/2006	FIXED SWAP	1840032	NYMEX	NG			\$9.08		
2/1/2009	10/25/2006	FIXED SWAP	1840036	NYMEX	NG			\$9.07		
3/1/2009	10/25/2006	FIXED SWAP	1840037	NYMEX	NG			\$8.81		
4/1/2009	10/25/2006	FIXED SWAP	1840039	NYMEX	NG			\$7.60		
5/1/2009	10/25/2006	FIXED SWAP	1840041	NYMEX	NG			\$7.43		
6/1/2009	10/25/2006	FIXED SWAP	1840042	NYMEX	NG			\$7.48		
7/1/2009	10/25/2006	FIXED SWAP	1840043	NYMEX	NG			\$7.52		
4/1/2009	12/15/2006	FIXED SWAP	1898554	NYMEX	NG			\$7.59		
5/1/2009	12/15/2006	FIXED SWAP	1898555	NYMEX	NG			\$7.47		
6/1/2009	12/15/2006	FIXED SWAP	1898558	NYMEX	NG			\$7.53		
7/1/2009	12/15/2006	FIXED SWAP	1898559	NYMEX	NG			\$7.59		
5/1/2009	1/24/2007	FIXED SWAP	1936448	NYMEX	NG			\$7.04		
6/1/2009	1/24/2007	FIXED SWAP	1936451	NYMEX	NG			\$7.11		
7/1/2009	1/24/2007	FIXED SWAP	1936452	NYMEX	NG			\$7.17		
4/1/2009	2/23/2007	FIXED SWAP	1972065	NYMEX	NG			\$7.38		
5/1/2009	2/23/2007	FIXED SWAP	1972066	NYMEX	NG			\$7.25		
6/1/2009	2/23/2007	FIXED SWAP	1972067	NYMEX	NG			\$7.31		
7/1/2009	2/23/2007	FIXED SWAP	1972070	NYMEX	NG			\$7.38		

4/1/2009	3/26/2007	FIXED SWAP	2005413	NYMEX	NG	\$7.64
5/1/2009	3/26/2007	FIXED SWAP	2005414	NYMEX	NG	\$7.52
6/1/2009	3/26/2007	FIXED SWAP	2005415	NYMEX	NG	\$7.59
7/1/2009	3/26/2007	FIXED SWAP	2005416	NYMEX	NG	\$7.66
4/1/2009	4/20/2007	FIXED SWAP	2045554	NYMEX	NG	\$7.77
5/1/2009	4/20/2007	FIXED SWAP	2045555	NYMEX	NG	\$7.64
6/1/2009	4/20/2007	FIXED SWAP	2045558	NYMEX	NG	\$7.71
7/1/2009	4/20/2007	FIXED SWAP	2045559	NYMEX	NG	\$7.79
4/1/2009	5/10/2007	FIXED SWAP	2074034	NYMEX	NG	\$8.08
5/1/2009	5/10/2007	FIXED SWAP	2074039	NYMEX	NG	\$7.95
6/1/2009	5/10/2007	FIXED SWAP	2074040	NYMEX	NG	\$8.02
7/1/2009	5/10/2007	FIXED SWAP	2074041	NYMEX	NG	\$8.10
4/1/2009	5/24/2007	FIXED SWAP	2087500	NYMEX	NG	\$8.09
5/1/2009	5/24/2007	FIXED SWAP	2087502	NYMEX	NG	\$7.97
6/1/2009	5/24/2007	FIXED SWAP	2087503	NYMEX	NG	\$8.05
7/1/2009	5/24/2007	FIXED SWAP	2087506	NYMEX	NG	\$8.14
1/1/2009	5/31/2007	FIXED SWAP	2092552	NYMEX	NG	\$9.94
2/1/2009	5/31/2007	FIXED SWAP	2092553	NYMEX	NG	\$9.92
3/1/2009	5/31/2007	FIXED SWAP	2092554	NYMEX	NG	\$9.67
1/1/2009	6/5/2007	FIXED SWAP	2097044	NYMEX	NG	\$10.04
2/1/2009	6/5/2007	FIXED SWAP	2097045	NYMEX	NG	\$10.03
3/1/2009	6/5/2007	FIXED SWAP	2097046	NYMEX	NG	\$9.77
4/1/2009	6/12/2007	FIXED SWAP	2108331	NYMEX	NG	\$8.12
5/1/2009	6/12/2007	FIXED SWAP	2108332	NYMEX	NG	\$8.01
6/1/2009	6/12/2007	FIXED SWAP	2108333	NYMEX	NG	\$8.09
7/1/2009	6/12/2007	FIXED SWAP	2108340	NYMEX	NG	\$8.19
4/1/2009	6/15/2007	FIXED SWAP	2111638	NYMEX	NG	\$8.34
5/1/2009	6/15/2007	FIXED SWAP	2111639	NYMEX	NG	\$8.23
6/1/2009	6/15/2007	FIXED SWAP	2111640	NYMEX	NG	\$8.32
7/1/2009	6/15/2007	FIXED SWAP	2111641	NYMEX	NG	\$8.41
1/1/2009	6/15/2007	FIXED SWAP	2111626	NYMEX	NG	\$10.17
2/1/2009	6/15/2007	FIXED SWAP	2111627	NYMEX	NG	\$10.16
3/1/2009	6/15/2007	FIXED SWAP	2111628	NYMEX	NG	\$9.90
4/1/2009	6/22/2007	FIXED SWAP	2117798	NYMEX	NG	\$8.09
5/1/2009	6/22/2007	FIXED SWAP	2117799	NYMEX	NG	\$7.99
6/1/2009	6/22/2007	FIXED SWAP	2117800	NYMEX	NG	\$8.07
7/1/2009	6/22/2007	FIXED SWAP	2117801	NYMEX	NG	\$8.16
1/1/2009	6/22/2007	FIXED SWAP	2117792	NYMEX	NG	\$9.73
2/1/2009	6/22/2007	FIXED SWAP	2117793	NYMEX	NG	\$9.72
3/1/2009	6/22/2007	FIXED SWAP	2117794	NYMEX	NG	\$9.47
4/1/2009	7/9/2007	FIXED SWAP	2127590	NYMEX	NG	\$7.74
5/1/2009	7/9/2007	FIXED SWAP	2127591	NYMEX	NG	\$7.63
6/1/2009	7/9/2007	FIXED SWAP	2127594	NYMEX	NG	\$7.71
7/1/2009	7/9/2007	FIXED SWAP	2127595	NYMEX	NG	\$7.80
4/1/2009	8/28/2007	FIXED SWAP	2182008	NYMEX	NG	\$7.66
5/1/2009	8/28/2007	FIXED SWAP	2182009	NYMEX	NG	\$7.58
6/1/2009	8/28/2007	FIXED SWAP	2182010	NYMEX	NG	\$7.64
7/1/2009	8/28/2007	FIXED SWAP	2182017	NYMEX	NG	\$7.72
4/1/2009	9/5/2007	FIXED SWAP	2188602	IFERC	HHUB	\$7.85
5/1/2009	9/5/2007	FIXED SWAP	2188603	IFERC	HHUB	\$7.79
6/1/2009	9/5/2007	FIXED SWAP	2188604	IFERC	HHUB	\$7.85
7/1/2009	9/5/2007	FIXED SWAP	2188605	IFERC	HHUB	\$7.92
4/1/2009	9/12/2007	FIXED SWAP	2194762	IFERC	HHUB	\$7.99
5/1/2009	9/12/2007	FIXED SWAP	2194763	IFERC	HHUB	\$7.92
6/1/2009	9/12/2007	FIXED SWAP	2194764	IFERC	HHUB	\$7.98
7/1/2009	9/12/2007	FIXED SWAP	2194765	IFERC	HHUB	\$8.04
1/1/2009	9/13/2007	FIXED SWAP	2195581	NYMEX	NG	\$9.00
2/1/2009	9/13/2007	FIXED SWAP	2195582	NYMEX	NG	\$9.00
3/1/2009	9/13/2007	FIXED SWAP	2195584	NYMEX	NG	\$8.75
4/1/2009	9/19/2007	FIXED SWAP	2203323	IFERC	HHUB	\$7.75
5/1/2009	9/19/2007	FIXED SWAP	2203325	IFERC	HHUB	\$7.67
6/1/2009	9/19/2007	FIXED SWAP	2203327	IFERC	HHUB	\$7.73
7/1/2009	9/19/2007	FIXED SWAP	2203331	IFERC	HHUB	\$7.79
4/1/2009	9/26/2007	FIXED SWAP	2209375	IFERC	HHUB	\$7.88
5/1/2009	9/26/2007	FIXED SWAP	2209376	IFERC	HHUB	\$7.81
6/1/2009	9/26/2007	FIXED SWAP	2209377	IFERC	HHUB	\$7.86
7/1/2009	9/26/2007	FIXED SWAP	2209378	IFERC	HHUB	\$7.92
4/1/2009	10/16/2007	FIXED SWAP	2241983	IFERC	HHUB	\$7.99
5/1/2009	10/16/2007	FIXED SWAP	2241994	IFERC	HHUB	\$7.93
6/1/2009	10/16/2007	FIXED SWAP	2241995	IFERC	HHUB	\$7.97
7/1/2009	10/16/2007	FIXED SWAP	2241997	IFERC	HHUB	\$8.03
4/1/2009	10/23/2007	FIXED SWAP	2245663	IFERC	HHUB	\$7.86
5/1/2009	10/23/2007	FIXED SWAP	2245664	IFERC	HHUB	\$7.81
6/1/2009	10/23/2007	FIXED SWAP	2245665	IFERC	HHUB	\$7.86
7/1/2009	10/23/2007	FIXED SWAP	2245670	IFERC	HHUB	\$7.93
4/1/2009	11/1/2007	FIXED SWAP	2252888	IFERC	HHUB	\$8.35
5/1/2009	11/1/2007	FIXED SWAP	2252891	IFERC	HHUB	\$8.29
6/1/2009	11/1/2007	FIXED SWAP	2252892	IFERC	HHUB	\$8.34
7/1/2009	11/1/2007	FIXED SWAP	2252893	IFERC	HHUB	\$8.40
1/1/2009	11/1/2007	FIXED SWAP	2252885	NYMEX	NG	\$9.60
2/1/2009	11/1/2007	FIXED SWAP	2252886	NYMEX	NG	\$9.60

3/1/2009	11/1/2007	FIXED SWAP	2252887	NYMEX	NG	\$9.35
4/1/2009	11/19/2007	FIXED SWAP	2270262	IFERC	HHUB	\$7.97
5/1/2009	11/19/2007	FIXED SWAP	2270265	IFERC	HHUB	\$7.92
6/1/2009	11/19/2007	FIXED SWAP	2270266	IFERC	HHUB	\$7.97
7/1/2009	11/19/2007	FIXED SWAP	2270267	IFERC	HHUB	\$8.04
4/1/2009	12/4/2007	FIXED SWAP	2277123	IFERC	HHUB	\$7.75
5/1/2009	12/4/2007	FIXED SWAP	2277124	IFERC	HHUB	\$7.73
6/1/2009	12/4/2007	FIXED SWAP	2277125	IFERC	HHUB	\$7.79
7/1/2009	12/4/2007	FIXED SWAP	2277126	IFERC	HHUB	\$7.86
1/1/2009	12/10/2007	FIXED SWAP	2286910	NYMEX	NG	\$8.71
2/1/2009	12/10/2007	FIXED SWAP	2286917	NYMEX	NG	\$8.72
3/1/2009	12/10/2007	FIXED SWAP	2286931	NYMEX	NG	\$8.49
1/1/2009	1/3/2008	FIXED SWAP	2301772	IFERC	FGTZ3	\$9.02
2/1/2009	1/3/2008	FIXED SWAP	2301773	IFERC	FGTZ3	\$9.03
3/1/2009	1/3/2008	FIXED SWAP	2301774	IFERC	FGTZ3	\$8.81
1/1/2009	1/8/2008	FIXED SWAP	2304215	IFERC	FGTZ3	\$9.13
2/1/2009	1/8/2008	FIXED SWAP	2304216	IFERC	FGTZ3	\$9.14
3/1/2009	1/8/2008	FIXED SWAP	2304217	IFERC	FGTZ3	\$8.91
4/1/2009	1/10/2008	FIXED SWAP	2305853	NYMEX	NG	\$8.13
5/1/2009	1/10/2008	FIXED SWAP	2305854	NYMEX	NG	\$8.12
6/1/2009	1/10/2008	FIXED SWAP	2305855	NYMEX	NG	\$8.18
7/1/2009	1/10/2008	FIXED SWAP	2305856	NYMEX	NG	\$8.24
5/1/2009	1/31/2008	FIXED SWAP	2322749	IFERC	HHUB	\$8.14
6/1/2009	1/31/2008	FIXED SWAP	2322750	IFERC	HHUB	\$8.21
7/1/2009	1/31/2008	FIXED SWAP	2322753	IFERC	HHUB	\$8.27
1/1/2009	1/31/2008	FIXED SWAP	2322746	IFERC	FGTZ3	\$9.17
2/1/2009	1/31/2008	FIXED SWAP	2322747	IFERC	FGTZ3	\$9.17
3/1/2009	1/31/2008	FIXED SWAP	2322748	IFERC	FGTZ3	\$8.95
5/1/2009	2/14/2008	FIXED SWAP	2338193	IFERC	HHUB	\$8.32
6/1/2009	2/14/2008	FIXED SWAP	2338194	IFERC	HHUB	\$8.37
7/1/2009	2/14/2008	FIXED SWAP	2338195	IFERC	HHUB	\$8.43
5/1/2009	2/20/2008	FIXED SWAP	2343076	IFERC	HHUB	\$8.33
6/1/2009	2/20/2008	FIXED SWAP	2343077	IFERC	HHUB	\$8.38
7/1/2009	2/20/2008	FIXED SWAP	2343078	IFERC	HHUB	\$8.44
5/1/2009	2/22/2008	FIXED SWAP	2344204	IFERC	HHUB	\$8.47
6/1/2009	2/22/2008	FIXED SWAP	2344207	IFERC	HHUB	\$8.52
7/1/2009	2/22/2008	FIXED SWAP	2344208	IFERC	HHUB	\$8.58
4/1/2009	2/25/2008	FIXED SWAP	2345151	IFERC	FGTZ3	\$8.61
5/1/2009	2/25/2008	FIXED SWAP	2345152	IFERC	FGTZ3	\$8.53
6/1/2009	2/25/2008	FIXED SWAP	2345153	IFERC	FGTZ3	\$8.58
7/1/2009	2/25/2008	FIXED SWAP	2345154	IFERC	FGTZ3	\$8.64
5/1/2009	3/4/2008	FIXED SWAP	2351232	IFERC	FGTZ3	\$8.73
6/1/2009	3/4/2008	FIXED SWAP	2351233	IFERC	FGTZ3	\$8.77
7/1/2009	3/4/2008	FIXED SWAP	2351234	IFERC	FGTZ3	\$8.83
1/1/2009	3/5/2008	FIXED SWAP	2355637	NYMEX	NG	\$10.79
2/1/2009	3/5/2008	FIXED SWAP	2355638	NYMEX	NG	\$10.74
3/1/2009	3/5/2008	FIXED SWAP	2355639	NYMEX	NG	\$10.47
5/1/2009	3/7/2008	FIXED SWAP	2357314	IFERC	FGTZ3	\$8.80
6/1/2009	3/7/2008	FIXED SWAP	2357315	IFERC	FGTZ3	\$8.84
7/1/2009	3/7/2008	FIXED SWAP	2357316	IFERC	FGTZ3	\$8.89
5/1/2009	3/14/2008	FIXED SWAP	2362605	IFERC	FGTZ3	\$9.10
6/1/2009	3/14/2008	FIXED SWAP	2362606	IFERC	FGTZ3	\$9.15
7/1/2009	3/14/2008	FIXED SWAP	2362607	IFERC	FGTZ3	\$9.21
1/1/2009	3/17/2008	FIXED SWAP	2364023	NYMEX	NG	\$10.29
2/1/2009	3/17/2008	FIXED SWAP	2364024	NYMEX	NG	\$10.24
3/1/2009	3/17/2008	FIXED SWAP	2364025	NYMEX	NG	\$10.01
5/1/2009	3/19/2008	FIXED SWAP	2366172	IFERC	FGTZ3	\$8.36
6/1/2009	3/19/2008	FIXED SWAP	2366173	IFERC	FGTZ3	\$8.41
7/1/2009	3/19/2008	FIXED SWAP	2366174	IFERC	FGTZ3	\$8.49
4/1/2009	3/27/2008	FIXED SWAP	2369645	IFERC	FGTZ3	\$9.03
5/1/2009	3/27/2008	FIXED SWAP	2369646	IFERC	FGTZ3	\$8.89
6/1/2009	3/27/2008	FIXED SWAP	2369647	IFERC	FGTZ3	\$8.94
7/1/2009	3/27/2008	FIXED SWAP	2369651	IFERC	FGTZ3	\$9.01
4/1/2009	4/2/2008	FIXED SWAP	2372687	IFERC	FGTZ3	\$9.10
5/1/2009	4/2/2008	FIXED SWAP	2372688	IFERC	FGTZ3	\$8.93
6/1/2009	4/2/2008	FIXED SWAP	2372689	IFERC	FGTZ3	\$8.98
7/1/2009	4/2/2008	FIXED SWAP	2372698	IFERC	FGTZ3	\$9.05
4/1/2009	4/17/2008	FIXED SWAP	2402518	IFERC	FGTZ3	\$9.50
5/1/2009	4/17/2008	FIXED SWAP	2402521	IFERC	FGTZ3	\$9.33
6/1/2009	4/17/2008	FIXED SWAP	2402522	IFERC	FGTZ3	\$9.38
7/1/2009	4/17/2008	FIXED SWAP	2402527	IFERC	FGTZ3	\$9.45
4/1/2009	4/18/2008	FIXED SWAP	2403450	IFERC	FGTZ3	\$9.70
5/1/2009	4/18/2008	FIXED SWAP	2403452	IFERC	FGTZ3	\$9.53
6/1/2009	4/18/2008	FIXED SWAP	2403454	IFERC	FGTZ3	\$9.58
7/1/2009	4/18/2008	FIXED SWAP	2403456	IFERC	FGTZ3	\$9.65
1/1/2009	4/18/2008	FIXED SWAP	2403412	NYMEX	NG	\$11.81
2/1/2009	4/18/2008	FIXED SWAP	2403414	NYMEX	NG	\$11.77
3/1/2009	4/18/2008	FIXED SWAP	2403421	NYMEX	NG	\$11.48
4/1/2009	4/24/2008	FIXED SWAP	2407160	IFERC	FGTZ3	\$9.96
5/1/2009	4/24/2008	FIXED SWAP	2407161	IFERC	FGTZ3	\$9.79
6/1/2009	4/24/2008	FIXED SWAP	2407162	IFERC	FGTZ3	\$9.85

7/1/2009	4/24/2008	FIXED SWAP	2407163	IFERC	FGTZ3	\$9.92
1/1/2009	4/24/2008	FIXED SWAP	2407157	IFERC	FGTZ3	\$12.07
2/1/2009	4/24/2008	FIXED SWAP	2407158	IFERC	FGTZ3	\$12.03
3/1/2009	4/24/2008	FIXED SWAP	2407159	IFERC	FGTZ3	\$11.73
4/1/2009	4/29/2008	FIXED SWAP	2409245	IFERC	FGTZ3	\$9.74
5/1/2009	4/29/2008	FIXED SWAP	2409248	IFERC	FGTZ3	\$9.54
6/1/2009	4/29/2008	FIXED SWAP	2409249	IFERC	FGTZ3	\$9.61
7/1/2009	4/29/2008	FIXED SWAP	2409250	IFERC	FGTZ3	\$9.69
4/1/2009	5/1/2008	FIXED SWAP	2410559	IFERC	FGTZ3	\$9.65
5/1/2009	5/1/2008	FIXED SWAP	2410562	IFERC	FGTZ3	\$9.46
6/1/2009	5/1/2008	FIXED SWAP	2410563	IFERC	FGTZ3	\$9.52
7/1/2009	5/1/2008	FIXED SWAP	2410565	IFERC	FGTZ3	\$9.61
1/1/2009	5/12/2008	FIXED SWAP	2425586	NYMEX	NG	\$12.44
2/1/2009	5/12/2008	FIXED SWAP	2425587	NYMEX	NG	\$12.38
3/1/2009	5/12/2008	FIXED SWAP	2425588	NYMEX	NG	\$12.10
5/1/2009	5/13/2008	FIXED SWAP	2426211	IFERC	FGTZ3	\$10.20
6/1/2009	5/13/2008	FIXED SWAP	2426212	IFERC	FGTZ3	\$10.26
7/1/2009	5/13/2008	FIXED SWAP	2426213	IFERC	FGTZ3	\$10.34
1/1/2009	5/15/2008	FIXED SWAP	2429269	NYMEX	NG	\$12.59
2/1/2009	5/15/2008	FIXED SWAP	2429270	NYMEX	NG	\$12.53
3/1/2009	5/15/2008	FIXED SWAP	2429271	NYMEX	NG	\$12.25
4/1/2009	5/22/2008	FIXED SWAP	2432480	IFERC	FGTZ3	\$10.74
5/1/2009	5/22/2008	FIXED SWAP	2432481	IFERC	FGTZ3	\$10.60
6/1/2009	5/22/2008	FIXED SWAP	2432482	IFERC	FGTZ3	\$10.67
7/1/2009	5/22/2008	FIXED SWAP	2432483	IFERC	FGTZ3	\$10.76
5/1/2009	5/28/2008	FIXED SWAP	2436491	IFERC	FGTZ3	\$10.63
6/1/2009	5/28/2008	FIXED SWAP	2436493	IFERC	FGTZ3	\$10.69
7/1/2009	5/28/2008	FIXED SWAP	2436494	IFERC	FGTZ3	\$10.78
7/1/2009	5/29/2008	FIXED SWAP	2437244	IFERC	FGTZ3	\$10.41
1/1/2009	5/29/2008	FIXED SWAP	2437182	IFERC	FGTZ3	\$12.51
2/1/2009	5/29/2008	FIXED SWAP	2437183	IFERC	FGTZ3	\$12.47
3/1/2009	5/29/2008	FIXED SWAP	2437184	IFERC	FGTZ3	\$12.23
1/1/2009	6/2/2008	FIXED SWAP	2438956	IFERC	FGTZ3	\$12.91
2/1/2009	6/2/2008	FIXED SWAP	2438959	IFERC	FGTZ3	\$12.86
3/1/2009	6/2/2008	FIXED SWAP	2438960	IFERC	FGTZ3	\$12.61
7/1/2009	6/3/2008	FIXED SWAP	2440010	IFERC	FGTZ3	\$10.75
5/1/2009	6/6/2008	FIXED SWAP	2442968	IFERC	FGTZ3	\$10.77
6/1/2009	6/6/2008	FIXED SWAP	2442969	IFERC	FGTZ3	\$10.83
7/1/2009	6/6/2008	FIXED SWAP	2442970	IFERC	FGTZ3	\$10.92
4/1/2009	6/10/2008	FIXED SWAP	2449556	IFERC	FGTZ3	\$10.87
5/1/2009	6/10/2008	FIXED SWAP	2449557	IFERC	FGTZ3	\$10.69
6/1/2009	6/10/2008	FIXED SWAP	2449558	IFERC	FGTZ3	\$10.75
7/1/2009	6/10/2008	FIXED SWAP	2449559	IFERC	FGTZ3	\$10.84
1/1/2009	6/10/2008	FIXED SWAP	2449553	NYMEX	NG	\$13.34
2/1/2009	6/10/2008	FIXED SWAP	2449554	NYMEX	NG	\$13.28
3/1/2009	6/10/2008	FIXED SWAP	2449555	NYMEX	NG	\$13.02
1/1/2009	6/19/2008	FIXED SWAP	2454576	NYMEX	NG	\$13.89
2/1/2009	6/19/2008	FIXED SWAP	2454577	NYMEX	NG	\$13.82
3/1/2009	6/19/2008	FIXED SWAP	2454578	NYMEX	NG	\$13.56
4/1/2009	6/24/2008	FIXED SWAP	2456653	IFERC	FGTZ3	\$11.58
5/1/2009	6/24/2008	FIXED SWAP	2456656	IFERC	FGTZ3	\$11.42
6/1/2009	6/24/2008	FIXED SWAP	2456657	IFERC	FGTZ3	\$11.49
7/1/2009	6/24/2008	FIXED SWAP	2456658	IFERC	FGTZ3	\$11.58
1/1/2009	6/24/2008	FIXED SWAP	2456649	IFERC	HHUB	\$14.09
2/1/2009	6/24/2008	FIXED SWAP	2456650	IFERC	HHUB	\$14.03
3/1/2009	6/24/2008	FIXED SWAP	2456651	IFERC	HHUB	\$13.77
4/1/2009	7/2/2008	FIXED SWAP	2462500	IFERC	FGTZ3	\$11.83
5/1/2009	7/2/2008	FIXED SWAP	2462501	IFERC	FGTZ3	\$11.63
6/1/2009	7/2/2008	FIXED SWAP	2462504	IFERC	FGTZ3	\$11.70
7/1/2009	7/2/2008	FIXED SWAP	2462505	IFERC	FGTZ3	\$11.79
1/1/2009	7/2/2008	FIXED SWAP	2462497	IFERC	HHUB	\$14.31
2/1/2009	7/2/2008	FIXED SWAP	2462498	IFERC	HHUB	\$14.25
3/1/2009	7/2/2008	FIXED SWAP	2462499	IFERC	HHUB	\$13.97
7/1/2009	7/7/2008	FIXED SWAP	2464935	IFERC	FGTZ3	\$11.63
4/1/2009	7/8/2008	FIXED SWAP	2465655	IFERC	FGTZ3	\$11.27
5/1/2009	7/8/2008	FIXED SWAP	2465656	IFERC	FGTZ3	\$11.11
6/1/2009	7/8/2008	FIXED SWAP	2465657	IFERC	FGTZ3	\$11.19
7/1/2009	7/8/2008	FIXED SWAP	2465658	IFERC	FGTZ3	\$11.28
1/1/2009	7/8/2008	FIXED SWAP	2465631	IFERC	HHUB	\$13.44
2/1/2009	7/8/2008	FIXED SWAP	2465632	IFERC	HHUB	\$13.38
3/1/2009	7/8/2008	FIXED SWAP	2465633	IFERC	HHUB	\$13.11
7/1/2009	7/8/2008	FIXED SWAP	2467460	IFERC	FGTZ3	\$11.17
1/1/2009	7/9/2008	FIXED SWAP	2467454	IFERC	FGTZ3	\$13.13
2/1/2009	7/9/2008	FIXED SWAP	2467458	IFERC	FGTZ3	\$13.08
3/1/2009	7/9/2008	FIXED SWAP	2467459	IFERC	FGTZ3	\$12.82
4/1/2009	7/17/2008	FIXED SWAP	2474643	IFERC	FGTZ3	\$10.21
5/1/2009	7/17/2008	FIXED SWAP	2474645	IFERC	FGTZ3	\$10.07
6/1/2009	7/17/2008	FIXED SWAP	2474647	IFERC	FGTZ3	\$10.15
7/1/2009	7/17/2008	FIXED SWAP	2474649	IFERC	FGTZ3	\$10.24
4/1/2009	7/17/2008	FIXED SWAP	2474526	IFERC	FGTZ3	\$10.21
5/1/2009	7/17/2008	FIXED SWAP	2474530	IFERC	FGTZ3	\$10.07

6/1/2009	7/17/2008	FIXED SWAP	2474532	IFERC	FGTZ3	\$10.15
7/1/2009	7/17/2008	FIXED SWAP	2474534	IFERC	FGTZ3	\$10.24
1/1/2009	7/17/2008	FIXED SWAP	2474635	IFERC	FGTZ3	\$11.66
2/1/2009	7/17/2008	FIXED SWAP	2474637	IFERC	FGTZ3	\$11.63
3/1/2009	7/17/2008	FIXED SWAP	2474639	IFERC	FGTZ3	\$11.39
1/1/2009	7/17/2008	FIXED SWAP	2474518	IFERC	FGTZ3	\$11.66
2/1/2009	7/17/2008	FIXED SWAP	2474520	IFERC	FGTZ3	\$11.63
3/1/2009	7/17/2008	FIXED SWAP	2474522	IFERC	FGTZ3	\$11.39
4/1/2009	7/24/2008	FIXED SWAP	2478888	IFERC	FGTZ3	\$9.46
5/1/2009	7/24/2008	FIXED SWAP	2478889	IFERC	FGTZ3	\$9.37
6/1/2009	7/24/2008	FIXED SWAP	2478890	IFERC	FGTZ3	\$9.44
7/1/2009	7/24/2008	FIXED SWAP	2478891	IFERC	FGTZ3	\$9.53
1/1/2009	7/24/2008	FIXED SWAP	2478885	IFERC	FGTZ3	\$10.43
2/1/2009	7/24/2008	FIXED SWAP	2478886	IFERC	FGTZ3	\$10.43
3/1/2009	7/24/2008	FIXED SWAP	2478887	IFERC	FGTZ3	\$10.24
5/1/2009	7/30/2008	FIXED SWAP	2483224	IFERC	FGTZ3	\$9.30
6/1/2009	7/30/2008	FIXED SWAP	2483225	IFERC	FGTZ3	\$9.37
7/1/2009	7/30/2008	FIXED SWAP	2483226	IFERC	FGTZ3	\$9.47
1/1/2009	7/30/2008	FIXED SWAP	2483206	IFERC	FGTZ3	\$10.07
2/1/2009	7/30/2008	FIXED SWAP	2483207	IFERC	FGTZ3	\$10.07
3/1/2009	7/30/2008	FIXED SWAP	2483208	IFERC	FGTZ3	\$10.07
3/1/2009	7/31/2008	FIXED SWAP	2484105	IFERC	FGTZ3	\$10.04
5/1/2009	8/1/2008	FIXED SWAP	2484997	IFERC	FGTZ3	\$9.54
6/1/2009	8/1/2008	FIXED SWAP	2484998	IFERC	FGTZ3	\$9.62
7/1/2009	8/1/2008	FIXED SWAP	2485001	IFERC	FGTZ3	\$9.72
1/1/2009	8/1/2008	FIXED SWAP	2485013	IFERC	FGTZ3	\$10.47
2/1/2009	8/1/2008	FIXED SWAP	2485014	IFERC	FGTZ3	\$10.46
3/1/2009	8/1/2008	FIXED SWAP	2485015	IFERC	FGTZ3	\$10.30
4/1/2009	8/4/2008	FIXED SWAP	2486849	IFERC	FGTZ3	\$9.18
5/1/2009	8/4/2008	FIXED SWAP	2486850	IFERC	FGTZ3	\$9.15
6/1/2009	8/4/2008	FIXED SWAP	2486851	IFERC	FGTZ3	\$9.24
7/1/2009	8/4/2008	FIXED SWAP	2486852	IFERC	FGTZ3	\$9.34
1/1/2009	8/4/2008	FIXED SWAP	2486846	IFERC	FGTZ3	\$9.91
2/1/2009	8/4/2008	FIXED SWAP	2486847	IFERC	FGTZ3	\$9.93
3/1/2009	8/4/2008	FIXED SWAP	2486848	IFERC	FGTZ3	\$9.77
3/1/2009	8/4/2008	FIXED SWAP	2486751	IFERC	FGTZ3	\$9.77
1/1/2009	8/8/2008	FIXED SWAP	2490920	IFERC	HHUB	\$9.38
2/1/2009	8/8/2008	FIXED SWAP	2490921	IFERC	HHUB	\$9.40
3/1/2009	8/8/2008	FIXED SWAP	2490922	IFERC	HHUB	\$9.27
4/1/2009	8/8/2008	FIXED SWAP	2490946	IFERC	FGTZ3	\$8.79
5/1/2009	8/8/2008	FIXED SWAP	2490947	IFERC	FGTZ3	\$8.77
6/1/2009	8/8/2008	FIXED SWAP	2490959	IFERC	FGTZ3	\$8.87
7/1/2009	8/8/2008	FIXED SWAP	2490971	IFERC	FGTZ3	\$8.98
4/1/2009	8/13/2008	FIXED SWAP	2495025	IFERC	FGTZ3	\$8.92
5/1/2009	8/13/2008	FIXED SWAP	2495028	IFERC	FGTZ3	\$8.89
6/1/2009	8/13/2008	FIXED SWAP	2495029	IFERC	FGTZ3	\$8.98
7/1/2009	8/13/2008	FIXED SWAP	2495030	IFERC	FGTZ3	\$9.08
1/1/2009	8/13/2008	FIXED SWAP	2495022	IFERC	FGTZ3	\$9.54
2/1/2009	8/13/2008	FIXED SWAP	2495023	IFERC	FGTZ3	\$9.56
3/1/2009	8/13/2008	FIXED SWAP	2495024	IFERC	FGTZ3	\$9.40
5/1/2009	8/20/2008	FIXED SWAP	2499104	IFERC	HHUB	\$8.69
6/1/2009	8/20/2008	FIXED SWAP	2499105	IFERC	HHUB	\$8.79
7/1/2009	8/20/2008	FIXED SWAP	2499106	IFERC	HHUB	\$8.90
3/1/2009	8/20/2008	FIXED SWAP	2499103	IFERC	FGTZ3	\$9.03
5/1/2009	8/21/2008	FIXED SWAP	2499884	IFERC	HHUB	\$8.83
6/1/2009	8/21/2008	FIXED SWAP	2499886	IFERC	HHUB	\$8.92
7/1/2009	8/21/2008	FIXED SWAP	2499888	IFERC	HHUB	\$9.03
1/1/2009	8/21/2008	FIXED SWAP	2499878	IFERC	FGTZ3	\$9.32
2/1/2009	8/21/2008	FIXED SWAP	2499880	IFERC	FGTZ3	\$9.35
3/1/2009	8/21/2008	FIXED SWAP	2499882	IFERC	FGTZ3	\$9.18
5/1/2009	8/22/2008	FIXED SWAP	2500411	IFERC	HHUB	\$8.57
6/1/2009	8/22/2008	FIXED SWAP	2500413	IFERC	HHUB	\$8.66
7/1/2009	8/22/2008	FIXED SWAP	2500415	IFERC	HHUB	\$8.77
1/1/2009	8/22/2008	FIXED SWAP	2500405	IFERC	FGTZ3	\$8.97
2/1/2009	8/22/2008	FIXED SWAP	2500407	IFERC	FGTZ3	\$9.00
3/1/2009	8/22/2008	FIXED SWAP	2500409	IFERC	FGTZ3	\$8.85
4/1/2009	8/26/2008	FIXED SWAP	2502231	IFERC	FGTZ3	\$8.82
5/1/2009	8/26/2008	FIXED SWAP	2502232	IFERC	FGTZ3	\$8.81
6/1/2009	8/26/2008	FIXED SWAP	2502233	IFERC	FGTZ3	\$8.91
7/1/2009	8/26/2008	FIXED SWAP	2502234	IFERC	FGTZ3	\$9.01
1/1/2009	8/26/2008	FIXED SWAP	2502228	IFERC	FGTZ3	\$9.33
2/1/2009	8/26/2008	FIXED SWAP	2502229	IFERC	FGTZ3	\$9.35
3/1/2009	8/26/2008	FIXED SWAP	2502230	IFERC	FGTZ3	\$9.19
1/1/2009	8/28/2008	FIXED SWAP	2504390	IFERC	FGTZ3	\$9.13
2/1/2009	8/28/2008	FIXED SWAP	2504391	IFERC	FGTZ3	\$9.15
3/1/2009	8/28/2008	FIXED SWAP	2504392	IFERC	FGTZ3	\$8.98
4/1/2009	8/28/2008	FIXED SWAP	2504399	IFERC	FGTZ3	\$8.65
5/1/2009	8/28/2008	FIXED SWAP	2504400	IFERC	FGTZ3	\$8.86
6/1/2009	8/28/2008	FIXED SWAP	2504401	IFERC	FGTZ3	\$8.75
7/1/2009	8/28/2008	FIXED SWAP	2504402	IFERC	FGTZ3	\$8.86
1/1/2009	9/2/2008	FIXED SWAP	2509308	IFERC	FGTZ3	\$8.42

2/1/2009	9/2/2008	FIXED SWAP	2509309	IFERC	FGTZ3	\$8.46
3/1/2009	9/2/2008	FIXED SWAP	2509310	IFERC	FGTZ3	\$8.33
4/1/2009	9/2/2008	FIXED SWAP	2509311	IFERC	FGTZ3	\$8.11
5/1/2009	9/2/2008	FIXED SWAP	2509312	IFERC	FGTZ3	\$8.13
6/1/2009	9/2/2008	FIXED SWAP	2509313	IFERC	FGTZ3	\$8.23
7/1/2009	9/2/2008	FIXED SWAP	2509315	IFERC	FGTZ3	\$8.35
1/1/2009	9/3/2008	FIXED SWAP	2511275	IFERC	FGTZ3	\$8.43
2/1/2009	9/3/2008	FIXED SWAP	2511276	IFERC	FGTZ3	\$8.46
3/1/2009	9/3/2008	FIXED SWAP	2511277	IFERC	FGTZ3	\$8.33
5/1/2009	9/3/2008	FIXED SWAP	2511227	IFERC	HHUB	\$8.12
6/1/2009	9/3/2008	FIXED SWAP	2511228	IFERC	HHUB	\$8.22
7/1/2009	9/3/2008	FIXED SWAP	2511229	IFERC	HHUB	\$8.33
3/1/2009	9/3/2008	FIXED SWAP	2511232	IFERC	FGTZ3	\$8.33
3/1/2009	9/3/2008	FIXED SWAP	2511322	NYMEX	NG	\$8.33
5/1/2009	9/3/2008	FIXED SWAP	2511295	IFERC	HHUB	\$8.12
6/1/2009	9/3/2008	FIXED SWAP	2511300	IFERC	HHUB	\$8.22
7/1/2009	9/3/2008	FIXED SWAP	2511307	IFERC	HHUB	\$8.33
6/1/2009	9/3/2008	FIXED SWAP	2511304	NYMEX	NG	\$8.22
7/1/2009	9/3/2008	FIXED SWAP	2511305	NYMEX	NG	\$8.33
3/1/2009	9/3/2008	FIXED SWAP	2511278	IFERC	FGTZ3	\$8.33
1/1/2009	9/3/2008	FIXED SWAP	2511204	IFERC	FGTZ3	\$8.43
2/1/2009	9/3/2008	FIXED SWAP	2511205	IFERC	FGTZ3	\$8.46
3/1/2009	9/3/2008	FIXED SWAP	2511206	IFERC	FGTZ3	\$8.33
4/1/2009	9/3/2008	FIXED SWAP	2511207	IFERC	FGTZ3	\$8.10
5/1/2009	9/3/2008	FIXED SWAP	2511213	IFERC	FGTZ3	\$8.12
6/1/2009	9/3/2008	FIXED SWAP	2511214	IFERC	FGTZ3	\$8.22
7/1/2009	9/3/2008	FIXED SWAP	2511215	IFERC	FGTZ3	\$8.33
1/1/2009	9/3/2008	FIXED SWAP	2511282	IFERC	FGTZ3	\$8.43
2/1/2009	9/3/2008	FIXED SWAP	2511285	IFERC	FGTZ3	\$8.46
3/1/2009	9/3/2008	FIXED SWAP	2511286	IFERC	FGTZ3	\$8.33
4/1/2009	9/3/2008	FIXED SWAP	2511287	IFERC	FGTZ3	\$8.10
5/1/2009	9/3/2008	FIXED SWAP	2511288	IFERC	FGTZ3	\$8.12
6/1/2009	9/3/2008	FIXED SWAP	2511289	IFERC	FGTZ3	\$8.22
7/1/2009	9/3/2008	FIXED SWAP	2511290	IFERC	FGTZ3	\$8.33
7/1/2009	9/3/2008	FIXED SWAP	2511261	IFERC	FGTZ3	\$8.33
1/1/2009	9/3/2008	FIXED SWAP	2511315	IFERC	FGTZ3	\$8.43
2/1/2009	9/3/2008	FIXED SWAP	2511316	IFERC	FGTZ3	\$8.46
3/1/2009	9/3/2008	FIXED SWAP	2511317	IFERC	FGTZ3	\$8.33
4/1/2009	9/3/2008	FIXED SWAP	2511318	IFERC	FGTZ3	\$8.10
5/1/2009	9/3/2008	FIXED SWAP	2511319	IFERC	FGTZ3	\$8.12
6/1/2009	9/3/2008	FIXED SWAP	2511320	IFERC	FGTZ3	\$8.22
7/1/2009	9/3/2008	FIXED SWAP	2511321	IFERC	FGTZ3	\$8.33
5/1/2009	9/4/2008	FIXED SWAP	2513178	IFERC	HHUB	\$8.19
6/1/2009	9/4/2008	FIXED SWAP	2513181	IFERC	HHUB	\$8.29
7/1/2009	9/4/2008	FIXED SWAP	2513182	IFERC	HHUB	\$8.40
7/1/2009	9/4/2008	FIXED SWAP	2513204	IFERC	FGTZ3	\$8.40
1/1/2009	10/7/2008	FIXED SWAP	2570022	IFERC	FGTZ3	\$7.38
2/1/2009	10/7/2008	FIXED SWAP	2570023	IFERC	FGTZ3	\$7.45
3/1/2009	10/7/2008	FIXED SWAP	2570024	IFERC	FGTZ3	\$7.37
4/1/2009	10/7/2008	FIXED SWAP	2570025	IFERC	FGTZ3	\$7.27
5/1/2009	10/7/2008	FIXED SWAP	2570026	IFERC	HHUB	\$7.34
6/1/2009	10/7/2008	FIXED SWAP	2570029	IFERC	HHUB	\$7.47
7/1/2009	10/7/2008	FIXED SWAP	2570030	IFERC	HHUB	\$7.60
5/1/2009	10/24/2008	FIXED SWAP	2581493	IFERC	HHUB	\$6.74
6/1/2009	10/24/2008	FIXED SWAP	2581495	IFERC	HHUB	\$6.86
7/1/2009	10/24/2008	FIXED SWAP	2581498	IFERC	HHUB	\$6.99

* For comparison purposes, FGT Zn3 hedges needed to be adjusted for FGT Zn 3 basis so an apples to apples comparison could be made between the closing market prices for NYMEX and traded prices.

** Percentage difference from trade price - Negative identifies when a trade price is below the market price

** Percentage difference from trade price - Positive identifies when a trade price is above the market price

REDACTED

Question 22 a. & c.

2009 January - July Storage Swap Hedges

Delivery Month	Trade Date	Instrument	Z Key	Market	Location	Volume	Trade Price (\$/MMBtu)	Market Price on Trade Date	Adjustment for FGT Zn 3 Market Indications on Trade Date	Percent Difference from Trade Price **
6/1/2009	10/30/2008	FIXED SWAP	2584665	IFERC	FGTZ3				\$6.91	
6/1/2009	11/25/2008	FIXED SWAP	2618154	IFERC	FGTZ3				\$6.56	

There were no storage swap hedges done between August 2008 and May 2009.

* For comparison purposes, FGT Zn3 hedges needed to be adjusted for FGT Zn 3 basis so an apples to apples comparison could be made between the closing market prices for NYMEX and traded prices.

** Percentage difference from trade price - Negative identifies when a trade price is below the market price

** Percentage difference from trade price - Positive identifies when a trade price is above the market price

REDACTED

Question 22 b. & c.

2008 August - December Fuel Oil Swap Hedges

Residual Fuel Oil

Delivery Month	Trade Date	Instrument	Z Key	Market	Location	Volume	Trade Price	Market Price on Trade Date	Percent Difference from Trade Price *
8/1/2008	6/30/2005	FIXED SWAP	1119817	NYHRBR	NO61				No market price available at the time of transaction.
8/1/2008	6/30/2005	FIXED SWAP	1120141	NYHRBR	NO61				No market price available at the time of transaction.
9/1/2008	6/30/2005	FIXED SWAP	1119819	NYHRBR	NO61				No market price available at the time of transaction.
9/1/2008	6/30/2005	FIXED SWAP	1120143	NYHRBR	NO61				No market price available at the time of transaction.
10/1/2008	6/30/2005	FIXED SWAP	1119821	NYHRBR	NO61				No market price available at the time of transaction.
10/1/2008	6/30/2005	FIXED SWAP	1120145	NYHRBR	NO61				No market price available at the time of transaction.
11/1/2008	6/30/2005	FIXED SWAP	1119823	NYHRBR	NO61				No market price available at the time of transaction.
11/1/2008	6/30/2005	FIXED SWAP	1120147	NYHRBR	NO61				No market price available at the time of transaction.
12/1/2008	6/30/2005	FIXED SWAP	1119825	NYHRBR	NO61				No market price available at the time of transaction.
12/1/2008	6/30/2005	FIXED SWAP	1120149	NYHRBR	NO61				No market price available at the time of transaction.
8/1/2008	6/30/2005	FIXED SWAP	1120022	NYHRBR	NO61				No market price available at the time of transaction.
9/1/2008	6/30/2005	FIXED SWAP	1120024	NYHRBR	NO61				No market price available at the time of transaction.
10/1/2008	6/30/2005	FIXED SWAP	1120026	NYHRBR	NO61				No market price available at the time of transaction.
11/1/2008	6/30/2005	FIXED SWAP	1120028	NYHRBR	NO61				No market price available at the time of transaction.
12/1/2008	6/30/2005	FIXED SWAP	1120030	NYHRBR	NO61				No market price available at the time of transaction.
8/1/2008	8/4/2005	FIXED SWAP	1175359	NYHRBR	NO61				No market price available at the time of transaction.
9/1/2008	8/4/2005	FIXED SWAP	1175361	NYHRBR	NO61				No market price available at the time of transaction.
10/1/2008	8/4/2005	FIXED SWAP	1175363	NYHRBR	NO61				No market price available at the time of transaction.
11/1/2008	8/4/2005	FIXED SWAP	1175365	NYHRBR	NO61				No market price available at the time of transaction.
12/1/2008	8/4/2005	FIXED SWAP	1175367	NYHRBR	NO61				No market price available at the time of transaction.
8/1/2008	8/15/2005	FIXED SWAP	1197451	NYHRBR	NO61				No market price available at the time of transaction.
9/1/2008	8/15/2005	FIXED SWAP	1197457	NYHRBR	NO61				No market price available at the time of transaction.
10/1/2008	8/15/2005	FIXED SWAP	1197462	NYHRBR	NO61				No market price available at the time of transaction.
11/1/2008	8/15/2005	FIXED SWAP	1197466	NYHRBR	NO61				No market price available at the time of transaction.
12/1/2008	8/15/2005	FIXED SWAP	1197469	NYHRBR	NO61				No market price available at the time of transaction.
8/1/2008	9/6/2005	FIXED SWAP	1235893	NYHRBR	NO61				No market price available at the time of transaction.
9/1/2008	9/6/2005	FIXED SWAP	1235895	NYHRBR	NO61				No market price available at the time of transaction.
10/1/2008	9/6/2005	FIXED SWAP	1235897	NYHRBR	NO61				No market price available at the time of transaction.
11/1/2008	9/6/2005	FIXED SWAP	1235899	NYHRBR	NO61				No market price available at the time of transaction.
12/1/2008	9/6/2005	FIXED SWAP	1235901	NYHRBR	NO61				No market price available at the time of transaction.
8/1/2008	9/7/2005	FIXED SWAP	1238179	NYHRBR	NO61				No market price available at the time of transaction.
9/1/2008	9/7/2005	FIXED SWAP	1238181	NYHRBR	NO61				No market price available at the time of transaction.
10/1/2008	9/7/2005	FIXED SWAP	1238183	NYHRBR	NO61				No market price available at the time of transaction.
11/1/2008	9/7/2005	FIXED SWAP	1238186	NYHRBR	NO61				No market price available at the time of transaction.
12/1/2008	9/7/2005	FIXED SWAP	1238188	NYHRBR	NO61				No market price available at the time of transaction.
8/1/2008	9/7/2005	FIXED SWAP	1238314	NYHRBR	NO61				No market price available at the time of transaction.
9/1/2008	9/7/2005	FIXED SWAP	1238316	NYHRBR	NO61				No market price available at the time of transaction.
10/1/2008	9/7/2005	FIXED SWAP	1238318	NYHRBR	NO61				No market price available at the time of transaction.
11/1/2008	9/7/2005	FIXED SWAP	1238320	NYHRBR	NO61				No market price available at the time of transaction.
12/1/2008	9/7/2005	FIXED SWAP	1238322	NYHRBR	NO61				No market price available at the time of transaction.
8/1/2008	9/12/2005	FIXED SWAP	1244177	NYHRBR	NO61				No market price available at the time of transaction.
9/1/2008	9/12/2005	FIXED SWAP	1244187	NYHRBR	NO61				No market price available at the time of transaction.
10/1/2008	9/12/2005	FIXED SWAP	1244189	NYHRBR	NO61				No market price available at the time of transaction.
11/1/2008	9/12/2005	FIXED SWAP	1244191	NYHRBR	NO61				No market price available at the time of transaction.
12/1/2008	9/12/2005	FIXED SWAP	1244193	NYHRBR	NO61				No market price available at the time of transaction.
8/1/2008	11/29/2005	FIXED SWAP	1361103	NYHRBR	NO61				No market price available at the time of transaction.
9/1/2008	11/29/2005	FIXED SWAP	1361109	NYHRBR	NO61				No market price available at the time of transaction.
10/1/2008	11/29/2005	FIXED SWAP	1361111	NYHRBR	NO61				No market price available at the time of transaction.
11/1/2008	11/29/2005	FIXED SWAP	1361113	NYHRBR	NO61				No market price available at the time of transaction.
12/1/2008	11/29/2005	FIXED SWAP	1361115	NYHRBR	NO61				No market price available at the time of transaction.
8/1/2008	12/14/2005	FIXED SWAP	1386907	NYHRBR	NO61				No market price available at the time of transaction.
9/1/2008	12/14/2005	FIXED SWAP	1386910	NYHRBR	NO61				No market price available at the time of transaction.
10/1/2008	12/14/2005	FIXED SWAP	1386912	NYHRBR	NO61				No market price available at the time of transaction.
11/1/2008	12/14/2005	FIXED SWAP	1386914	NYHRBR	NO61				No market price available at the time of transaction.
12/1/2008	12/14/2005	FIXED SWAP	1386916	NYHRBR	NO61				No market price available at the time of transaction.
8/1/2008	12/20/2005	FIXED SWAP	1396398	NYHRBR	NO61				No market price available at the time of transaction.
9/1/2008	12/20/2005	FIXED SWAP	1396400	NYHRBR	NO61				No market price available at the time of transaction.
8/1/2008	10/31/2006	FIXED SWAP	1845404	NYHRBR	NO61			\$54.67	
9/1/2008	10/31/2006	FIXED SWAP	1845411	NYHRBR	NO61			\$54.82	
10/1/2008	10/31/2006	FIXED SWAP	1845429	NYHRBR	NO61			\$54.97	
11/1/2008	10/31/2006	FIXED SWAP	1845433	NYHRBR	NO61			\$55.12	
12/1/2008	10/31/2006	FIXED SWAP	1845437	NYHRBR	NO61			\$54.92	
8/1/2008	1/22/2007	FIXED SWAP	1933607	USGLF	NO63			\$42.29	
9/1/2008	1/22/2007	FIXED SWAP	1933609	USGLF	NO63			\$42.32	
8/1/2008	4/12/2007	FIXED SWAP	2038387	USGLF	NO63			\$51.20	
9/1/2008	4/12/2007	FIXED SWAP	2038389	USGLF	NO63			\$51.55	
8/1/2008	5/7/2007	FIXED SWAP	2062951	NYHRBR	NO61			\$53.55	
9/1/2008	5/7/2007	FIXED SWAP	2062953	NYHRBR	NO61			\$53.75	
10/1/2008	5/7/2007	FIXED SWAP	2062955	NYHRBR	NO61			\$53.95	
11/1/2008	5/7/2007	FIXED SWAP	2062957	NYHRBR	NO61			\$54.15	
12/1/2008	5/7/2007	FIXED SWAP	2062959	NYHRBR	NO61			\$54.45	
8/1/2008	5/8/2007	FIXED SWAP	2070441	USGLF	NO63			\$49.75	
9/1/2008	5/8/2007	FIXED SWAP	2070443	USGLF	NO63			\$49.95	
10/1/2008	5/8/2007	FIXED SWAP	2070445	USGLF	NO63			\$50.15	

11/1/2008	5/8/2007	FIXED SWAP	2070447	USGLF	NO63	\$50.35
12/1/2008	5/8/2007	FIXED SWAP	2070449	USGLF	NO63	\$50.55
8/1/2008	5/9/2007	FIXED SWAP	2072541	NYHRBR	NO61	\$52.80
9/1/2008	5/9/2007	FIXED SWAP	2072543	NYHRBR	NO61	\$53.00
10/1/2008	5/9/2007	FIXED SWAP	2072550	NYHRBR	NO61	\$53.20
11/1/2008	5/9/2007	FIXED SWAP	2072554	NYHRBR	NO61	\$53.40
12/1/2008	5/9/2007	FIXED SWAP	2072556	NYHRBR	NO61	\$53.70
8/1/2008	5/11/2007	FIXED SWAP	2075390	NYHRBR	NO61	\$54.20
9/1/2008	5/11/2007	FIXED SWAP	2075392	NYHRBR	NO61	\$54.55
10/1/2008	5/11/2007	FIXED SWAP	2075395	NYHRBR	NO61	\$54.75
11/1/2008	5/11/2007	FIXED SWAP	2075398	NYHRBR	NO61	\$54.95
12/1/2008	5/11/2007	FIXED SWAP	2075400	NYHRBR	NO61	\$55.25
8/1/2008	5/14/2007	FIXED SWAP	2078229	USGLF	NO63	\$50.15
9/1/2008	5/14/2007	FIXED SWAP	2078231	USGLF	NO63	\$50.30
10/1/2008	5/14/2007	FIXED SWAP	2078235	USGLF	NO63	\$50.45
11/1/2008	5/14/2007	FIXED SWAP	2078238	USGLF	NO63	\$50.60
12/1/2008	5/14/2007	FIXED SWAP	2078240	USGLF	NO63	\$50.75
8/1/2008	5/21/2007	FIXED SWAP	2084273	USGLF	NO63	\$51.65
8/1/2008	5/21/2007	FIXED SWAP	2084290	USGLF	NO63	\$51.65
9/1/2008	5/21/2007	FIXED SWAP	2084277	USGLF	NO63	\$51.85
9/1/2008	5/21/2007	FIXED SWAP	2084292	USGLF	NO63	\$51.85
8/1/2008	5/22/2007	FIXED SWAP	2085068	NYHRBR	NO61	\$55.05
9/1/2008	5/22/2007	FIXED SWAP	2085072	NYHRBR	NO61	\$55.40
8/1/2008	5/22/2007	FIXED SWAP	2085321	USGLF	NO63	\$51.00
9/1/2008	5/22/2007	FIXED SWAP	2085325	USGLF	NO63	\$51.20
8/1/2008	5/29/2007	FIXED SWAP	2090326	NYHRBR	NO61	\$54.55
9/1/2008	5/29/2007	FIXED SWAP	2090329	NYHRBR	NO61	\$54.80
8/1/2008	6/1/2007	FIXED SWAP	2094239	NYHRBR	NO61	\$55.00
9/1/2008	6/1/2007	FIXED SWAP	2094241	NYHRBR	NO61	\$55.20
8/1/2008	6/5/2007	FIXED SWAP	2096746	NYHRBR	NO61	\$55.40
9/1/2008	6/5/2007	FIXED SWAP	2096748	NYHRBR	NO61	\$55.60
10/1/2008	6/5/2007	FIXED SWAP	2096750	NYHRBR	NO61	\$55.80
8/1/2008	6/8/2007	FIXED SWAP	2101743	NYHRBR	NO61	\$54.80
9/1/2008	6/8/2007	FIXED SWAP	2101745	NYHRBR	NO61	\$55.00
10/1/2008	6/8/2007	FIXED SWAP	2101747	NYHRBR	NO61	\$55.20
8/1/2008	6/8/2007	FIXED SWAP	2102051	NYHRBR	NO61	\$54.80
9/1/2008	6/8/2007	FIXED SWAP	2102053	NYHRBR	NO61	\$55.00
10/1/2008	6/8/2007	FIXED SWAP	2102055	NYHRBR	NO61	\$55.20
8/1/2008	6/14/2007	FIXED SWAP	2110509	USGLF	NO63	\$53.00
9/1/2008	6/14/2007	FIXED SWAP	2110513	USGLF	NO63	\$53.10
10/1/2008	6/14/2007	FIXED SWAP	2110515	USGLF	NO63	\$53.20
11/1/2008	6/14/2007	FIXED SWAP	2110517	USGLF	NO63	\$53.35
12/1/2008	6/14/2007	FIXED SWAP	2110519	USGLF	NO63	\$53.50
8/1/2008	6/20/2007	FIXED SWAP	2115578	NYHRBR	NO61	\$56.45
9/1/2008	6/20/2007	FIXED SWAP	2115580	NYHRBR	NO61	\$56.70
10/1/2008	6/20/2007	FIXED SWAP	2115582	NYHRBR	NO61	\$56.90
11/1/2008	6/20/2007	FIXED SWAP	2115584	NYHRBR	NO61	\$57.00
12/1/2008	6/20/2007	FIXED SWAP	2115586	NYHRBR	NO61	\$57.10
8/1/2008	6/20/2007	FIXED SWAP	2115602	NYHRBR	NO61	\$56.45
9/1/2008	6/20/2007	FIXED SWAP	2115604	NYHRBR	NO61	\$56.70
10/1/2008	6/20/2007	FIXED SWAP	2115606	NYHRBR	NO61	\$56.90
11/1/2008	6/20/2007	FIXED SWAP	2115609	NYHRBR	NO61	\$57.00
12/1/2008	6/20/2007	FIXED SWAP	2115611	NYHRBR	NO61	\$57.10
8/1/2008	7/5/2007	FIXED SWAP	2125499	USGLF	NO63	\$52.45
9/1/2008	7/5/2007	FIXED SWAP	2125501	USGLF	NO63	\$52.45
8/1/2008	7/10/2007	FIXED SWAP	2128571	NYHRBR	NO61	\$57.40
9/1/2008	7/10/2007	FIXED SWAP	2128573	NYHRBR	NO61	\$57.40
10/1/2008	7/10/2007	FIXED SWAP	2128575	NYHRBR	NO61	\$57.40
11/1/2008	7/10/2007	FIXED SWAP	2128577	NYHRBR	NO61	\$57.40
12/1/2008	7/10/2007	FIXED SWAP	2128579	NYHRBR	NO61	\$57.40
8/1/2008	9/18/2007	FIXED SWAP	2202979	NYHRBR	NO61	\$59.00
9/1/2008	9/18/2007	FIXED SWAP	2202980	NYHRBR	NO61	\$58.75
8/1/2008	9/19/2007	FIXED SWAP	2203684	NYHRBR	NO61	\$59.25
9/1/2008	9/19/2007	FIXED SWAP	2203686	NYHRBR	NO61	\$59.00
8/1/2008	9/25/2007	FIXED SWAP	2208616	USGLF	NO63	\$55.95
9/1/2008	9/25/2007	FIXED SWAP	2208618	USGLF	NO63	\$55.80
8/1/2008	10/2/2007	FIXED SWAP	2219502	NYHRBR	NO61	\$59.20
9/1/2008	10/2/2007	FIXED SWAP	2219504	NYHRBR	NO61	\$59.00
8/1/2008	10/8/2007	FIXED SWAP	2235882	USGLF	NO63	\$55.85
9/1/2008	10/8/2007	FIXED SWAP	2235884	USGLF	NO63	\$55.65
8/1/2008	10/18/2007	FIXED SWAP	2243429	NYHRBR	NO61	\$64.95
9/1/2008	10/18/2007	FIXED SWAP	2243431	NYHRBR	NO61	\$64.65
8/1/2008	10/18/2007	FIXED SWAP	2243448	NYHRBR	NO61	\$64.95
9/1/2008	10/18/2007	FIXED SWAP	2243450	NYHRBR	NO61	\$64.65
8/1/2008	10/19/2007	FIXED SWAP	2243854	NYHRBR	NO61	\$64.20
9/1/2008	10/19/2007	FIXED SWAP	2243856	NYHRBR	NO61	\$63.90
8/1/2008	10/19/2007	FIXED SWAP	2243843	NYHRBR	NO61	\$64.20
9/1/2008	10/19/2007	FIXED SWAP	2243845	NYHRBR	NO61	\$63.90
8/1/2008	10/22/2007	FIXED SWAP	2245145	NYHRBR	NO61	\$64.10
9/1/2008	10/22/2007	FIXED SWAP	2245149	NYHRBR	NO61	\$63.80
10/1/2008	10/22/2007	FIXED SWAP	2245151	NYHRBR	NO61	\$63.30
8/1/2008	11/13/2007	FIXED SWAP	2266744	NYHRBR	NO61	\$69.55
8/1/2008	11/21/2007	FIXED SWAP	2271550	NYHRBR	NO61	\$73.40
8/1/2008	11/27/2007	FIXED SWAP	2273565	NYHRBR	NO61	\$71.45
8/1/2008	12/6/2007	FIXED SWAP	2284345	NYHRBR	NO61	\$70.85
9/1/2008	12/6/2007	FIXED SWAP	2284347	NYHRBR	NO61	\$70.80
8/1/2008	1/7/2008	FIXED SWAP	2303552	USGLF	NO63	\$73.60
8/1/2008	1/15/2008	FIXED SWAP	2309006	NYHRBR	NO61	\$72.00

8/1/2008	1/16/2008	FIXED SWAP	2311604	NYHRBR	NO61		\$71.00	
8/1/2008	1/22/2008	FIXED SWAP	2318590	NYHRBR	NO61		\$70.95	
8/1/2008	1/23/2008	FIXED SWAP	2319250	NYHRBR	NO61		\$68.50	
8/1/2008	1/23/2008	FIXED SWAP	2319263	NYHRBR	NO61		\$68.50	
9/1/2008	1/23/2008	FIXED SWAP	2319252	NYHRBR	NO61		\$68.50	
9/1/2008	1/23/2008	FIXED SWAP	2319265	NYHRBR	NO61		\$68.50	
8/1/2008	2/29/2008	FIXED SWAP	2348758	NYHRBR	NO61		\$76.40	
9/1/2008	2/29/2008	FIXED SWAP	2348760	NYHRBR	NO61		\$76.35	
8/1/2008	3/6/2008	FIXED SWAP	2356675	NYHRBR	NO61		\$78.00	
9/1/2008	3/6/2008	FIXED SWAP	2356677	NYHRBR	NO61		\$77.85	
8/1/2008	3/12/2008	FIXED SWAP	2360958	NYHRBR	NO61		\$77.10	
9/1/2008	3/12/2008	FIXED SWAP	2360961	NYHRBR	NO61		\$77.10	
8/1/2008	3/17/2008	FIXED SWAP	2364174	NYHRBR	NO61		\$75.40	
9/1/2008	3/17/2008	FIXED SWAP	2364176	NYHRBR	NO61		\$75.40	
8/1/2008	3/20/2008	FIXED SWAP	2366918	NYHRBR	NO61		\$74.55	
9/1/2008	3/20/2008	FIXED SWAP	2366919	NYHRBR	NO61		\$74.50	
8/1/2008	4/28/2008	FIXED SWAP	2408890	NYHRBR	NO61		\$84.50	
9/1/2008	4/28/2008	FIXED SWAP	2408891	NYHRBR	NO61		\$84.25	
8/1/2008	4/29/2008	FIXED SWAP	2409304	NYHRBR	NO61		\$83.00	
9/1/2008	4/29/2008	FIXED SWAP	2409306	NYHRBR	NO61		\$82.80	
8/1/2008	5/2/2008	FIXED SWAP	2416591	NYHRBR	NO61		\$84.10	
9/1/2008	5/2/2008	FIXED SWAP	2416593	NYHRBR	NO61		\$83.90	
8/1/2008	5/21/2008	FIXED SWAP	2431982	NYHRBR	NO61		\$96.89	
9/1/2008	5/21/2008	FIXED SWAP	2431983	NYHRBR	NO61		\$96.75	
8/1/2008	5/22/2008	FIXED SWAP	2432578	NYHRBR	NO61		\$96.50	
9/1/2008	5/22/2008	FIXED SWAP	2432579	NYHRBR	NO61		\$96.40	
8/1/2008	6/4/2008	FIXED SWAP	2441160	NYHRBR	NO61		\$91.35	
9/1/2008	6/4/2008	FIXED SWAP	2441162	NYHRBR	NO61		\$91.15	
8/1/2008	6/4/2008	FIXED SWAP	2441149	NYHRBR	NO61		\$91.35	
9/1/2008	6/4/2008	FIXED SWAP	2441151	NYHRBR	NO61		\$91.15	
8/1/2008	6/12/2008	FIXED SWAP	2451067	NYHRBR	NO61		\$105.45	
9/1/2008	6/12/2008	FIXED SWAP	2451069	NYHRBR	NO61		\$105.10	

Residual Fuel Oil prices and quantities are in barrels.

Question 22 b. & c.

2008 August - December Fuel Oil Swap Hedges

Light Fuel Oil

Delivery Month	Trade Date	Instrument	Z Key	Market	Location	Volume	Trade Price	Market Price on Trade Date	Percent Difference from Trade Price *
8/1/2008	4/18/2007	FIXED SWAP	2043448	USGLF	NO2HSD			\$80.71	
9/1/2008	4/18/2007	FIXED SWAP	2043450	USGLF	NO2HSD			\$81.65	
8/1/2008	4/27/2007	FIXED SWAP	2050179	USGLF	NO2HSD			\$83.02	
8/1/2008	5/7/2007	FIXED SWAP	2062065	USGLF	NO2HSD			\$80.60	
8/1/2008	5/7/2007	FIXED SWAP	2068336	USGLF	NO2HSD			\$80.60	
8/1/2008	5/22/2007	FIXED SWAP	2085303	USGLF	NO2ULS			\$90.88	
9/1/2008	5/22/2007	FIXED SWAP	2085305	USGLF	NO2ULS			\$91.27	
8/1/2008	5/22/2007	FIXED SWAP	2085145	USGLF	NO2ULS			\$90.88	
9/1/2008	5/22/2007	FIXED SWAP	2085147	USGLF	NO2ULS			\$91.27	
8/1/2008	5/29/2007	FIXED SWAP	2090239	USGLF	NO2HSD			\$82.01	
8/1/2008	5/29/2007	FIXED SWAP	2090176	USGLF	NO2HSD			\$82.01	
8/1/2008	8/3/2007	FIXED SWAP	2154167	USGLF	NO2HSD			\$84.95	
9/1/2008	8/3/2007	FIXED SWAP	2154185	USGLF	NO2HSD			\$85.72	
8/1/2008	8/3/2007	FIXED SWAP	2154127	USGLF	NO2HSD			\$84.95	
9/1/2008	8/3/2007	FIXED SWAP	2154130	USGLF	NO2HSD			\$85.72	
8/1/2008	1/10/2008	FIXED SWAP	2305778	USGLF	NO2HSD			\$103.14	
9/1/2008	1/10/2008	FIXED SWAP	2305780	USGLF	NO2HSD			\$103.54	
8/1/2008	1/23/2008	FIXED SWAP	2319133	USGLF	NO2HSD			\$98.10	
9/1/2008	1/23/2008	FIXED SWAP	2319135	USGLF	NO2HSD			\$98.61	
8/1/2008	3/10/2008	FIXED SWAP	2358752	USGLF	NO2HSD			\$119.70	
9/1/2008	3/10/2008	FIXED SWAP	2358754	USGLF	NO2HSD			\$119.74	

Light Fuel Oil prices and quantities are traded financially in gallons.

* Percentage difference from trade price - Negative identifies when a trade price is below the market price

* Percentage difference from trade price - Positive identifies when a trade price is above the market price

REDACTED

Question 22 b. & c.

2009 January - July Swap Hedges

Residual Fuel Oil

Delivery Month	Trade Date	Instrument	Z Key	Market	Location	Volume	Trade Price	Market Price on Trade Date	Percent Difference from Trade Price
1/1/2009	12/14/2005	FIXED SWAP	1386989	NYHRBR	NO61			No market price available at the time of transaction.	
2/1/2009	12/14/2005	FIXED SWAP	1386991	NYHRBR	NO61			No market price available at the time of transaction.	
3/1/2009	12/14/2005	FIXED SWAP	1386993	NYHRBR	NO61			No market price available at the time of transaction.	
4/1/2009	12/14/2005	FIXED SWAP	1386995	NYHRBR	NO61			No market price available at the time of transaction.	
5/1/2009	12/14/2005	FIXED SWAP	1386997	NYHRBR	NO61			No market price available at the time of transaction.	
6/1/2009	12/14/2005	FIXED SWAP	1386999	NYHRBR	NO61			No market price available at the time of transaction.	
7/1/2009	12/14/2005	FIXED SWAP	1387001	NYHRBR	NO61			No market price available at the time of transaction.	
1/1/2009	12/20/2005	FIXED SWAP	1396424	NYHRBR	NO61			No market price available at the time of transaction.	
2/1/2009	12/20/2005	FIXED SWAP	1396425	NYHRBR	NO61			No market price available at the time of transaction.	
3/1/2009	12/20/2005	FIXED SWAP	1396427	NYHRBR	NO61			No market price available at the time of transaction.	
4/1/2009	12/20/2005	FIXED SWAP	1396433	NYHRBR	NO61			No market price available at the time of transaction.	
5/1/2009	12/20/2005	FIXED SWAP	1396436	NYHRBR	NO61			No market price available at the time of transaction.	
6/1/2009	12/20/2005	FIXED SWAP	1396438	NYHRBR	NO61			No market price available at the time of transaction.	
7/1/2009	12/20/2005	FIXED SWAP	1396440	NYHRBR	NO61			No market price available at the time of transaction.	
1/1/2009	12/28/2005	FIXED SWAP	1406037	NYHRBR	NO61			No market price available at the time of transaction.	
2/1/2009	12/28/2005	FIXED SWAP	1406039	NYHRBR	NO61			No market price available at the time of transaction.	
3/1/2009	12/28/2005	FIXED SWAP	1406041	NYHRBR	NO61			No market price available at the time of transaction.	
4/1/2009	12/28/2005	FIXED SWAP	1406043	NYHRBR	NO61			No market price available at the time of transaction.	
5/1/2009	12/28/2005	FIXED SWAP	1406045	NYHRBR	NO61			No market price available at the time of transaction.	
6/1/2009	12/28/2005	FIXED SWAP	1406047	NYHRBR	NO61			No market price available at the time of transaction.	
7/1/2009	12/28/2005	FIXED SWAP	1406049	NYHRBR	NO61			No market price available at the time of transaction.	
5/1/2009	1/3/2006	FIXED SWAP	1411332	NYHRBR	NO61			No market price available at the time of transaction.	
6/1/2009	1/3/2006	FIXED SWAP	1411334	NYHRBR	NO61			No market price available at the time of transaction.	
7/1/2009	1/3/2006	FIXED SWAP	1411337	NYHRBR	NO61			No market price available at the time of transaction.	
1/1/2009	12/7/2006	FIXED SWAP	1891807	USGLF	NO63			No market price available at the time of transaction.	
2/1/2009	12/7/2006	FIXED SWAP	1891809	USGLF	NO63			No market price available at the time of transaction.	
3/1/2009	12/7/2006	FIXED SWAP	1891811	USGLF	NO63			No market price available at the time of transaction.	
4/1/2009	12/7/2006	FIXED SWAP	1891813	USGLF	NO63			No market price available at the time of transaction.	
5/1/2009	12/7/2006	FIXED SWAP	1891815	USGLF	NO63			No market price available at the time of transaction.	
6/1/2009	12/7/2006	FIXED SWAP	1891817	USGLF	NO63			No market price available at the time of transaction.	
1/1/2009	12/18/2006	FIXED SWAP	1901571	USGLF	NO63			No market price available at the time of transaction.	
2/1/2009	12/18/2006	FIXED SWAP	1901573	USGLF	NO63			No market price available at the time of transaction.	
3/1/2009	12/18/2006	FIXED SWAP	1901575	USGLF	NO63			No market price available at the time of transaction.	
1/1/2009	6/8/2007	FIXED SWAP	2101449	NYHRBR	NO61			\$56.10	
1/1/2009	6/8/2007	FIXED SWAP	2101477	NYHRBR	NO61			\$56.10	
2/1/2009	6/8/2007	FIXED SWAP	2101455	NYHRBR	NO61			\$56.25	
2/1/2009	6/8/2007	FIXED SWAP	2101479	NYHRBR	NO61			\$56.25	
3/1/2009	6/8/2007	FIXED SWAP	2101457	NYHRBR	NO61			\$56.10	
3/1/2009	6/8/2007	FIXED SWAP	2101481	NYHRBR	NO61			\$56.10	
4/1/2009	6/8/2007	FIXED SWAP	2101459	NYHRBR	NO61			\$55.95	
4/1/2009	6/8/2007	FIXED SWAP	2101483	NYHRBR	NO61			\$55.95	
5/1/2009	6/8/2007	FIXED SWAP	2101461	NYHRBR	NO61			\$56.10	
5/1/2009	6/8/2007	FIXED SWAP	2101485	NYHRBR	NO61			\$56.10	
6/1/2009	6/8/2007	FIXED SWAP	2101463	NYHRBR	NO61			\$56.25	
6/1/2009	6/8/2007	FIXED SWAP	2101487	NYHRBR	NO61			\$56.25	
7/1/2009	6/8/2007	FIXED SWAP	2101465	NYHRBR	NO61			\$56.40	
7/1/2009	6/8/2007	FIXED SWAP	2101489	NYHRBR	NO61			\$56.40	
1/1/2009	7/10/2007	FIXED SWAP	2128584	NYHRBR	NO61			\$57.40	
2/1/2009	7/10/2007	FIXED SWAP	2128598	NYHRBR	NO61			\$57.40	
3/1/2009	7/10/2007	FIXED SWAP	2128600	NYHRBR	NO61			\$57.25	
4/1/2009	7/10/2007	FIXED SWAP	2128606	NYHRBR	NO61			\$57.10	
5/1/2009	7/10/2007	FIXED SWAP	2128608	NYHRBR	NO61			\$57.15	
6/1/2009	7/10/2007	FIXED SWAP	2128610	NYHRBR	NO61			\$57.20	
7/1/2009	7/10/2007	FIXED SWAP	2128612	NYHRBR	NO61			\$57.25	
1/1/2009	9/19/2007	FIXED SWAP	2203642	NYHRBR	NO61			\$59.30	
2/1/2009	9/19/2007	FIXED SWAP	2203644	NYHRBR	NO61			\$59.30	
3/1/2009	9/19/2007	FIXED SWAP	2203646	NYHRBR	NO61			\$59.30	
4/1/2009	9/19/2007	FIXED SWAP	2203648	NYHRBR	NO61			\$58.70	
5/1/2009	9/19/2007	FIXED SWAP	2203659	NYHRBR	NO61			\$58.70	

6/1/2009	9/19/2007	FIXED SWAP	2203661	NYHRBR	NO61	\$58.70
7/1/2009	9/19/2007	FIXED SWAP	2203664	NYHRBR	NO61	\$58.70
5/1/2009	9/25/2007	FIXED SWAP	2208631	NYHRBR	NO61	\$58.75
6/1/2009	9/25/2007	FIXED SWAP	2208633	NYHRBR	NO61	\$58.75
7/1/2009	9/25/2007	FIXED SWAP	2208635	NYHRBR	NO61	\$58.75
5/1/2009	10/2/2007	FIXED SWAP	2219477	NYHRBR	NO61	\$58.20
6/1/2009	10/2/2007	FIXED SWAP	2219480	NYHRBR	NO61	\$58.20
7/1/2009	10/2/2007	FIXED SWAP	2219482	NYHRBR	NO61	\$58.20
5/1/2009	10/8/2007	FIXED SWAP	2235886	USGLF	NO63	\$55.10
6/1/2009	10/8/2007	FIXED SWAP	2235888	USGLF	NO63	\$55.00
7/1/2009	10/8/2007	FIXED SWAP	2235890	USGLF	NO63	\$55.00
1/1/2009	10/17/2007	FIXED SWAP	2242832	NYHRBR	NO61	\$63.90
2/1/2009	10/17/2007	FIXED SWAP	2242834	NYHRBR	NO61	\$63.75
3/1/2009	10/17/2007	FIXED SWAP	2242838	NYHRBR	NO61	\$63.40
4/1/2009	10/17/2007	FIXED SWAP	2242840	NYHRBR	NO61	\$62.70
5/1/2009	10/17/2007	FIXED SWAP	2242844	NYHRBR	NO61	\$62.40
6/1/2009	10/17/2007	FIXED SWAP	2242846	NYHRBR	NO61	\$62.10
7/1/2009	10/17/2007	FIXED SWAP	2242848	NYHRBR	NO61	\$62.10
1/1/2009	10/22/2007	FIXED SWAP	2245153	NYHRBR	NO61	\$63.85
2/1/2009	10/22/2007	FIXED SWAP	2245155	NYHRBR	NO61	\$63.70
3/1/2009	10/22/2007	FIXED SWAP	2245156	NYHRBR	NO61	\$63.35
4/1/2009	10/22/2007	FIXED SWAP	2245158	NYHRBR	NO61	\$62.65
5/1/2009	10/22/2007	FIXED SWAP	2245160	NYHRBR	NO61	\$62.35
6/1/2009	10/22/2007	FIXED SWAP	2245162	NYHRBR	NO61	\$62.05
7/1/2009	10/22/2007	FIXED SWAP	2245164	NYHRBR	NO61	\$62.05
6/1/2009	11/20/2007	FIXED SWAP	2270957	NYHRBR	NO61	\$70.70
7/1/2009	11/20/2007	FIXED SWAP	2270959	NYHRBR	NO61	\$70.50
6/1/2009	11/27/2007	FIXED SWAP	2273567	NYHRBR	NO61	\$68.90
7/1/2009	11/27/2007	FIXED SWAP	2273569	NYHRBR	NO61	\$68.70
5/1/2009	11/30/2007	FIXED SWAP	2275133	NYHRBR	NO61	\$67.05
6/1/2009	11/30/2007	FIXED SWAP	2275135	NYHRBR	NO61	\$66.85
7/1/2009	11/30/2007	FIXED SWAP	2275137	NYHRBR	NO61	\$66.65
6/1/2009	1/7/2008	FIXED SWAP	2303554	USGLF	NO63	\$71.60
7/1/2009	1/7/2008	FIXED SWAP	2303556	USGLF	NO63	\$71.60
1/1/2009	1/10/2008	FIXED SWAP	2306160	USGLF	NO63	\$70.25
2/1/2009	1/10/2008	FIXED SWAP	2306161	USGLF	NO63	\$70.25
3/1/2009	1/10/2008	FIXED SWAP	2306164	USGLF	NO63	\$70.25
4/1/2009	1/10/2008	FIXED SWAP	2306166	USGLF	NO63	\$70.25
5/1/2009	1/10/2008	FIXED SWAP	2306168	USGLF	NO63	\$70.25
6/1/2009	1/10/2008	FIXED SWAP	2306170	USGLF	NO63	\$70.20
7/1/2009	1/10/2008	FIXED SWAP	2306172	USGLF	NO63	\$70.20
1/1/2009	2/26/2008	FIXED SWAP	2345693	NYHRBR	NO61	\$77.40
2/1/2009	2/26/2008	FIXED SWAP	2345695	NYHRBR	NO61	\$76.85
3/1/2009	2/26/2008	FIXED SWAP	2345697	NYHRBR	NO61	\$76.35
4/1/2009	2/26/2008	FIXED SWAP	2345699	NYHRBR	NO61	\$76.00
5/1/2009	2/26/2008	FIXED SWAP	2345701	NYHRBR	NO61	\$76.00
6/1/2009	2/26/2008	FIXED SWAP	2345703	NYHRBR	NO61	\$76.20
7/1/2009	2/26/2008	FIXED SWAP	2345705	NYHRBR	NO61	\$76.40
1/1/2009	2/26/2008	FIXED SWAP	2345652	NYHRBR	NO61	\$77.40
2/1/2009	2/26/2008	FIXED SWAP	2345654	NYHRBR	NO61	\$76.85
3/1/2009	2/26/2008	FIXED SWAP	2345656	NYHRBR	NO61	\$76.35
4/1/2009	2/26/2008	FIXED SWAP	2345662	NYHRBR	NO61	\$76.00
5/1/2009	2/26/2008	FIXED SWAP	2345664	NYHRBR	NO61	\$76.00
6/1/2009	2/26/2008	FIXED SWAP	2345672	NYHRBR	NO61	\$76.20
7/1/2009	2/26/2008	FIXED SWAP	2345681	NYHRBR	NO61	\$76.40
7/1/2009	4/22/2008	FIXED SWAP	2405678	NYHRBR	NO61	\$85.10
7/1/2009	4/29/2008	FIXED SWAP	2409308	NYHRBR	NO61	\$84.65
4/1/2009	5/15/2008	FIXED SWAP	2429231	NYHRBR	NO61	\$90.20
5/1/2009	5/15/2008	FIXED SWAP	2429232	NYHRBR	NO61	\$90.80
6/1/2009	5/15/2008	FIXED SWAP	2429233	NYHRBR	NO61	\$91.35
7/1/2009	5/15/2008	FIXED SWAP	2429234	NYHRBR	NO61	\$91.80
7/1/2009	5/22/2008	FIXED SWAP	2432671	NYHRBR	NO61	\$99.55
7/1/2009	5/27/2008	FIXED SWAP	2435520	NYHRBR	NO61	\$97.65
7/1/2009	6/18/2008	FIXED SWAP	2454161	NYHRBR	NO61	\$107.00
7/1/2009	6/19/2008	FIXED SWAP	2454685	NYHRBR	NO61	\$104.70
7/1/2009	6/25/2008	FIXED SWAP	2457826	NYHRBR	NO61	\$107.25
4/1/2009	7/2/2008	FIXED SWAP	2462641	NYHRBR	NO61	\$116.65
5/1/2009	7/2/2008	FIXED SWAP	2462643	NYHRBR	NO61	\$117.20
6/1/2009	7/2/2008	FIXED SWAP	2462645	NYHRBR	NO61	\$117.75
7/1/2009	7/2/2008	FIXED SWAP	2462647	NYHRBR	NO61	\$118.30
4/1/2009	7/2/2008	FIXED SWAP	2462629	NYHRBR	NO61	\$116.65
5/1/2009	7/2/2008	FIXED SWAP	2462631	NYHRBR	NO61	\$117.20

6/1/2009	7/2/2008	FIXED SWAP	2462633	NYHRBR	NO61		\$117.75	
7/1/2009	7/2/2008	FIXED SWAP	2462635	NYHRBR	NO61		\$118.30	
7/1/2009	7/15/2008	FIXED SWAP	2472992	NYHRBR	NO61		\$117.85	
7/1/2009	7/22/2008	FIXED SWAP	2477354	NYHRBR	NO61		\$109.90	
7/1/2009	6/16/2009	FIXED SWAP	2827555	NYHRBR	NO61		\$58.45	
7/1/2009	6/22/2009	FIXED SWAP	2830833	NYHRBR	NO61		\$57.50	
7/1/2009	6/22/2009	FIXED SWAP	2830908	NYHRBR	NO61		\$57.50	

Residual Fuel Oil prices and quantities are in barrels.

Question 22 b. & c.

2009 January - July Swap Hedges

Light Fuel Oil

Delivery Month	Trade Date	Instrument	Z Key	Market	Location	Volume	Trade Price	Market Price on Trade Date	Percent Difference from Trade
4/1/2009	1/15/2008	FIXED SWAP	2308614	USGLF	NO2HSD			\$102.02	
7/1/2009	1/10/2008	FIXED SWAP	2305810	USGLF	NO2HSD			\$99.05	
5/1/2009	1/15/2008	FIXED SWAP	2308616	USGLF	NO2HSD			\$100.13	
6/1/2009	1/15/2008	FIXED SWAP	2308619	USGLF	NO2HSD			\$98.89	
7/1/2009	1/15/2008	FIXED SWAP	2308670	USGLF	NO2HSD			\$98.62	
7/1/2009	2/4/2008	FIXED SWAP	2325376	USGLF	NO2HSD			\$99.68	
7/1/2009	3/7/2008	FIXED SWAP	2357187	USGLF	NO2HSD			\$112.48	
7/1/2009	3/17/2008	FIXED SWAP	2364196	USGLF	NO2HSD			\$114.42	
4/1/2009	4/30/2008	FIXED SWAP	2409956	USGLF	NO2HSD			\$131.29	
5/1/2009	4/30/2008	FIXED SWAP	2409958	USGLF	NO2HSD			\$128.98	
6/1/2009	4/30/2008	FIXED SWAP	2409960	USGLF	NO2HSD			\$127.41	
7/1/2009	5/1/2008	FIXED SWAP	2410647	USGLF	NO2HSD			\$125.97	
4/1/2009	5/13/2008	FIXED SWAP	2426156	USGLF	NO2HSD			\$153.04	
5/1/2009	5/13/2008	FIXED SWAP	2426158	USGLF	NO2HSD			\$150.27	
6/1/2009	5/13/2008	FIXED SWAP	2426160	USGLF	NO2HSD			\$148.42	
4/1/2009	5/27/2008	FIXED SWAP	2435460	USGLF	NO2HSD			\$160.77	
5/1/2009	5/27/2008	FIXED SWAP	2435462	USGLF	NO2HSD			\$158.19	
6/1/2009	5/27/2008	FIXED SWAP	2435463	USGLF	NO2HSD			\$156.53	
7/1/2009	5/29/2008	FIXED SWAP	2437246	USGLF	NO2HSD			\$153.41	
7/1/2009	6/4/2008	FIXED SWAP	2441050	USGLF	NO2HSD			\$148.00	
7/1/2009	7/15/2008	FIXED SWAP	2472985	USGLF	NO2ULS			\$165.28	

Light Fuel Oil prices and quantities are traded financially in gallons.

* Percentage difference from trade price - Negative identifies when a trade price is below the market price

* Percentage difference from trade price - Positive identifies when a trade price is above the market price

REDACTED

Question 22 d. & f.

2008 August - December Options

Delivery Month	Trade Date	Instrument	Z Key	Put/Call	Market	Location	Strike Price	Trade Price (\$/MMBtu)	Settled Quantity	
8/1/2008	8/3/2005	FIXED FINANCIAL OPTION	1173785	call	NYMEX	NG		\$0.00	310,000	**
8/1/2008	8/3/2005	FIXED FINANCIAL OPTION	1665855	put	NYMEX	NG		\$0.00	0	**
9/1/2008	8/3/2005	FIXED FINANCIAL OPTION	1173823	call	NYMEX	NG		\$0.00	0	**
9/1/2008	8/3/2005	FIXED FINANCIAL OPTION	1665865	put	NYMEX	NG		\$0.00	0	**
10/1/2008	8/3/2005	FIXED FINANCIAL OPTION	1173825	call	NYMEX	NG		\$0.00	0	**
10/1/2008	8/3/2005	FIXED FINANCIAL OPTION	1665875	put	NYMEX	NG		\$0.00	0	**
11/1/2008	8/3/2005	FIXED FINANCIAL OPTION	1173830	call	NYMEX	NG		\$0.00	0	**
11/1/2008	8/3/2005	FIXED FINANCIAL OPTION	1665885	put	NYMEX	NG		\$0.00	300,000	**
12/1/2008	8/3/2005	FIXED FINANCIAL OPTION	1173844	call	NYMEX	NG		\$0.00	0	**
12/1/2008	8/3/2005	FIXED FINANCIAL OPTION	1665890	put	NYMEX	NG		\$0.00	310,000	**
8/1/2008	8/9/2005	FIXED FINANCIAL OPTION	1184504	call	NYMEX	NG		\$0.00	310,000	**
8/1/2008	8/9/2005	FIXED FINANCIAL OPTION	1665860	put	NYMEX	NG		\$0.00	0	**
9/1/2008	8/9/2005	FIXED FINANCIAL OPTION	1184506	call	NYMEX	NG		\$0.00	300,000	**
9/1/2008	8/9/2005	FIXED FINANCIAL OPTION	1665870	put	NYMEX	NG		\$0.00	0	**
10/1/2008	8/9/2005	FIXED FINANCIAL OPTION	1665880	put	NYMEX	NG		\$0.00	0	*
10/1/2008	8/9/2005	FIXED FINANCIAL OPTION	1184508	call	NYMEX	NG		\$0.00	0	*
12/1/2008	8/9/2005	FIXED FINANCIAL OPTION	1184397	call	NYMEX	NG		\$0.00	0	*
12/1/2008	8/9/2005	FIXED FINANCIAL OPTION	1665893	put	NYMEX	NG		\$0.00	310,000	*
8/1/2008	9/12/2005	FIXED FINANCIAL OPTION	1244848	put	NYMEX	NG		\$1.17	0	*
9/1/2008	9/12/2005	FIXED FINANCIAL OPTION	1244850	put	NYMEX	NG		\$1.17	0	*
10/1/2008	9/12/2005	FIXED FINANCIAL OPTION	1244852	put	NYMEX	NG		\$1.17	310,000	*
11/1/2008	9/12/2005	FIXED FINANCIAL OPTION	1244855	put	NYMEX	NG		\$1.17	300,000	*
12/1/2008	9/12/2005	FIXED FINANCIAL OPTION	1244858	put	NYMEX	NG		\$1.17	310,000	*
8/1/2008	10/13/2005	FIXED FINANCIAL OPTION	1298298	put	NYMEX	NG		\$0.80	0	*
9/1/2008	10/13/2005	FIXED FINANCIAL OPTION	1298300	put	NYMEX	NG		\$0.80	0	*
10/1/2008	10/13/2005	FIXED FINANCIAL OPTION	1298302	put	NYMEX	NG		\$0.80	0	*
11/1/2008	10/13/2005	FIXED FINANCIAL OPTION	1298304	put	NYMEX	NG		\$0.80	300,000	*
12/1/2008	10/13/2005	FIXED FINANCIAL OPTION	1298306	put	NYMEX	NG		\$0.80	310,000	*
8/1/2008	12/13/2005	FIXED FINANCIAL OPTION	1383054	put	NYMEX	NG		\$1.58	0	*
9/1/2008	12/13/2005	FIXED FINANCIAL OPTION	1383056	put	NYMEX	NG		\$1.58	300,000	*
10/1/2008	12/13/2005	FIXED FINANCIAL OPTION	1383058	put	NYMEX	NG		\$1.58	310,000	*
11/1/2008	12/13/2005	FIXED FINANCIAL OPTION	1383060	put	NYMEX	NG		\$1.58	300,000	*
12/1/2008	12/13/2005	FIXED FINANCIAL OPTION	1383062	put	NYMEX	NG		\$1.58	310,000	*

* No observable market indications or quotes available for options.

** There is no observed market price for costless collars.

REDACTED

Question 22 d. & f.
2009 January - July Options

Delivery Month	Trade Date	Instrument	Z Key	Put/Call	Market	Location	Strike Price	Trade Price (\$/MMBtu)	Settled Quantity	
1/1/2009	8/9/2005	FIXED FINANCIAL OPTION	1184413	call	NYMEX	NG		\$0.00	0	**
1/1/2009	8/9/2005	FIXED FINANCIAL OPTION	1665898	put	NYMEX	NG		\$0.00	310,000	**
2/1/2009	8/9/2005	FIXED FINANCIAL OPTION	1184427	call	NYMEX	NG		\$0.00	0	**
2/1/2009	8/9/2005	FIXED FINANCIAL OPTION	1665903	put	NYMEX	NG		\$0.00	280,000	**
5/1/2009	8/9/2005	FIXED FINANCIAL OPTION	1184516	call	NYMEX	NG		\$0.00	0.	**
5/1/2009	8/9/2005	FIXED FINANCIAL OPTION	1665908	put	NYMEX	NG		\$0.00	310,000.	**
6/1/2009	8/9/2005	FIXED FINANCIAL OPTION	1184520	call	NYMEX	NG		\$0.00	0.	**
6/1/2009	8/9/2005	FIXED FINANCIAL OPTION	1665915	put	NYMEX	NG		\$0.00	300,000.	**
7/1/2009	8/9/2005	FIXED FINANCIAL OPTION	1184522	call	NYMEX	NG		\$0.00	0.	**
7/1/2009	8/9/2005	FIXED FINANCIAL OPTION	1665920	put	NYMEX	NG		\$0.00	310,000.	**
1/1/2009	12/13/2005	FIXED FINANCIAL OPTION	1383727	put	NYMEX	NG		\$1.43	310,000	*
2/1/2009	12/13/2005	FIXED FINANCIAL OPTION	1383745	put	NYMEX	NG		\$1.43	280,000	*
3/1/2009	12/13/2005	FIXED FINANCIAL OPTION	1383763	put	NYMEX	NG		\$1.43	310,000	*
4/1/2009	12/13/2005	FIXED FINANCIAL OPTION	1383783	put	NYMEX	NG		\$1.43	300,000.	*
5/1/2009	12/13/2005	FIXED FINANCIAL OPTION	1383802	put	NYMEX	NG		\$1.43	310,000.	*
6/1/2009	12/13/2005	FIXED FINANCIAL OPTION	1383825	put	NYMEX	NG		\$1.43	300,000.	*
7/1/2009	12/13/2005	FIXED FINANCIAL OPTION	1383843	put	NYMEX	NG		\$1.43	310,000.	*
2/1/2009	12/14/2005	FIXED FINANCIAL OPTION	1386813	put	NYMEX	NG		\$1.40	280,000	*
3/1/2009	12/14/2005	FIXED FINANCIAL OPTION	1386815	put	NYMEX	NG		\$1.40	310,000	*
4/1/2009	12/14/2005	FIXED FINANCIAL OPTION	1386817	put	NYMEX	NG		\$1.40	300,000	*
1/1/2009	12/14/2005	FIXED FINANCIAL OPTION	1386811	put	NYMEX	NG		\$1.40	310,000.	*
5/1/2009	12/14/2005	FIXED FINANCIAL OPTION	1386819	put	NYMEX	NG		\$1.40	310,000.	*
6/1/2009	12/14/2005	FIXED FINANCIAL OPTION	1386821	put	NYMEX	NG		\$1.40	300,000.	*
7/1/2009	12/14/2005	FIXED FINANCIAL OPTION	1386823	put	NYMEX	NG		\$1.40	310,000.	*

* No observable market indications or quotes available for options.

** There is no observed market price for costless collars.

REDACTED

Question 22 e. & f.
2008 August - December Options
Residual Fuel Oil

Delivery Month	Trade Date	Instrument	Z Key	Put/Call	Market	Location	Strike Price	Trade Price (\$/MMBtu)	Settled Quantity
8/1/2008	10/6/2005	FIXED FINANCIAL OPTION	1288308	put	NYHRBR	NO61		\$8.05	0*
9/1/2008	10/6/2005	FIXED FINANCIAL OPTION	1288310	put	NYHRBR	NO61		\$8.05	0*
10/1/2008	10/6/2005	FIXED FINANCIAL OPTION	1288312	put	NYHRBR	NO61		\$8.05	0*
11/1/2008	10/6/2005	FIXED FINANCIAL OPTION	1288314	put	NYHRBR	NO61		\$8.05	10,000*
12/1/2008	10/6/2005	FIXED FINANCIAL OPTION	1288316	put	NYHRBR	NO61		\$8.05	10,000*
8/1/2008	11/29/2005	FIXED FINANCIAL OPTION	1361199	put	NYHRBR	NO61		\$7.50	0*
9/1/2008	11/29/2005	FIXED FINANCIAL OPTION	1361201	put	NYHRBR	NO61		\$7.50	0*
10/1/2008	11/29/2005	FIXED FINANCIAL OPTION	1361203	put	NYHRBR	NO61		\$7.50	0*
11/1/2008	11/29/2005	FIXED FINANCIAL OPTION	1361205	put	NYHRBR	NO61		\$7.50	10,000*
12/1/2008	11/29/2005	FIXED FINANCIAL OPTION	1361207	put	NYHRBR	NO61		\$7.50	10,000*
8/1/2008	12/14/2005	FIXED FINANCIAL OPTION	1386969	put	NYHRBR	NO61		\$8.10	0*
9/1/2008	12/14/2005	FIXED FINANCIAL OPTION	1386972	put	NYHRBR	NO61		\$8.10	0*
10/1/2008	12/14/2005	FIXED FINANCIAL OPTION	1386974	put	NYHRBR	NO61		\$8.10	0*
11/1/2008	12/14/2005	FIXED FINANCIAL OPTION	1386976	put	NYHRBR	NO61		\$8.10	20,000*
12/1/2008	12/14/2005	FIXED FINANCIAL OPTION	1386978	put	NYHRBR	NO61		\$8.10	20,000*
8/1/2008	12/20/2005	FIXED FINANCIAL OPTION	1396410	put	NYHRBR	NO61		\$8.25	0*
9/1/2008	12/20/2005	FIXED FINANCIAL OPTION	1396413	put	NYHRBR	NO61		\$8.25	0*

Residual Fuel Oil prices and quantities are in barrels.

* No observable market indications or quotes available for options.

REDACTED

Question 22 e. & f.
2009 January - July Options
Residual Fuel Oil




Delivery Month	Trade Date	Instrument	Z Key	Put/Call	Market	Location	Strike Price	Trade Price (\$/MMBtu)	Settled Quantity	
1/1/2009	12/14/2005	FIXED FINANCIAL OPTION	1387013	put	NYHRBR	NO61		\$8.14	20,000	*
2/1/2009	12/14/2005	FIXED FINANCIAL OPTION	1387015	put	NYHRBR	NO61		\$8.14	20,000	*
3/1/2009	12/14/2005	FIXED FINANCIAL OPTION	1387017	put	NYHRBR	NO61		\$8.14	20,000	*
4/1/2009	12/14/2005	FIXED FINANCIAL OPTION	1387019	put	NYHRBR	NO61		\$8.14	20,000	*
5/1/2009	12/14/2005	FIXED FINANCIAL OPTION	1387021	put	NYHRBR	NO61		\$8.14	20,000	*
6/1/2009	12/14/2005	FIXED FINANCIAL OPTION	1387023	put	NYHRBR	NO61		\$8.14	20,000	*
7/1/2009	12/14/2005	FIXED FINANCIAL OPTION	1387025	put	NYHRBR	NO61		\$8.14	20,000	*
1/1/2009	12/20/2005	FIXED FINANCIAL OPTION	1396459	put	NYHRBR	NO61		\$8.75	20,000	*
2/1/2009	12/20/2005	FIXED FINANCIAL OPTION	1396461	put	NYHRBR	NO61		\$8.75	20,000	*
3/1/2009	12/20/2005	FIXED FINANCIAL OPTION	1396463	put	NYHRBR	NO61		\$8.75	20,000	*
4/1/2009	12/20/2005	FIXED FINANCIAL OPTION	1396465	put	NYHRBR	NO61		\$8.75	20,000	*
5/1/2009	12/20/2005	FIXED FINANCIAL OPTION	1396467	put	NYHRBR	NO61		\$8.75	20,000	*
6/1/2009	12/20/2005	FIXED FINANCIAL OPTION	1396469	put	NYHRBR	NO61		\$8.75	20,000	*
7/1/2009	12/20/2005	FIXED FINANCIAL OPTION	1396471	put	NYHRBR	NO61		\$8.75	20,000	*
1/1/2009	12/28/2005	FIXED FINANCIAL OPTION	1406062	put	NYHRBR	NO61		\$8.80	20,000	*
2/1/2009	12/28/2005	FIXED FINANCIAL OPTION	1406064	put	NYHRBR	NO61		\$8.80	20,000	*
3/1/2009	12/28/2005	FIXED FINANCIAL OPTION	1406066	put	NYHRBR	NO61		\$8.80	20,000	*
4/1/2009	12/28/2005	FIXED FINANCIAL OPTION	1406068	put	NYHRBR	NO61		\$8.80	20,000	*
5/1/2009	12/28/2005	FIXED FINANCIAL OPTION	1406070	put	NYHRBR	NO61		\$8.80	20,000	*
6/1/2009	12/28/2005	FIXED FINANCIAL OPTION	1406072	put	NYHRBR	NO61		\$8.80	20,000	*
7/1/2009	12/28/2005	FIXED FINANCIAL OPTION	1406074	put	NYHRBR	NO61		\$8.80	20,000	*
1/1/2009	4/27/2006	FIXED FINANCIAL OPTION	1553649	put	NYHRBR	NO61		\$5.74	(20,000)	*
2/1/2009	4/27/2006	FIXED FINANCIAL OPTION	1553653	put	NYHRBR	NO61		\$5.74	(20,000)	*
3/1/2009	4/27/2006	FIXED FINANCIAL OPTION	1553656	put	NYHRBR	NO61		\$5.74	(20,000)	*
4/1/2009	4/27/2006	FIXED FINANCIAL OPTION	1553658	put	NYHRBR	NO61		\$5.74	(20,000)	*
5/1/2009	4/27/2006	FIXED FINANCIAL OPTION	1553660	put	NYHRBR	NO61		\$5.74	(20,000)	*
6/1/2009	4/27/2006	FIXED FINANCIAL OPTION	1553663	put	NYHRBR	NO61		\$5.74	(20,000)	*
7/1/2009	4/27/2006	FIXED FINANCIAL OPTION	1553671	put	NYHRBR	NO61		\$5.74	(20,000)	*
1/1/2009	4/27/2006	FIXED FINANCIAL OPTION	1553607	put	NYHRBR	NO61		\$5.79	(20,000)	*
2/1/2009	4/27/2006	FIXED FINANCIAL OPTION	1553609	put	NYHRBR	NO61		\$5.79	(20,000)	*
3/1/2009	4/27/2006	FIXED FINANCIAL OPTION	1553611	put	NYHRBR	NO61		\$5.79	(20,000)	*
4/1/2009	4/27/2006	FIXED FINANCIAL OPTION	1553613	put	NYHRBR	NO61		\$5.79	(20,000)	*
5/1/2009	4/27/2006	FIXED FINANCIAL OPTION	1553615	put	NYHRBR	NO61		\$5.79	(20,000)	*
6/1/2009	4/27/2006	FIXED FINANCIAL OPTION	1553617	put	NYHRBR	NO61		\$5.79	(20,000)	*
7/1/2009	4/27/2006	FIXED FINANCIAL OPTION	1553619	put	NYHRBR	NO61		\$5.79	(20,000)	*
4/1/2009	7/2/2008	FIXED FINANCIAL OPTION	2462704	call	NYHRBR	NO61		\$7.60	0	**
5/1/2009	7/2/2008	FIXED FINANCIAL OPTION	2462724	call	NYHRBR	NO61		\$7.60	0	**
6/1/2009	7/2/2008	FIXED FINANCIAL OPTION	2462725	call	NYHRBR	NO61		\$7.60	0	**
7/1/2009	7/2/2008	FIXED FINANCIAL OPTION	2462726	call	NYHRBR	NO61		\$7.60	0	**
4/1/2009	7/2/2008	FIXED FINANCIAL OPTION	2462721	put	NYHRBR	NO61		\$12.00	5,000	**
5/1/2009	7/2/2008	FIXED FINANCIAL OPTION	2462780	put	NYHRBR	NO61		\$12.00	5,000	**
6/1/2009	7/2/2008	FIXED FINANCIAL OPTION	2462785	put	NYHRBR	NO61		\$12.00	5,000	**
7/1/2009	7/2/2008	FIXED FINANCIAL OPTION	2462786	put	NYHRBR	NO61		\$12.00	5,000	**

Residual Fuel Oil prices and quantities are in barrels.




* No observable market indications or quotes available for options.

** There is no observed market price for costless collars.

2008 Forecasted and Actual Burn Data



2009 Forecasted and Actual Burn Data



*September 2009 through December 2009 hedge volumes are current positions

**Burns for August 2009 were based on estimates from preliminary data for the months. The September 2009 through December 2009 is based on the September 2009 Fuel Forecast

**PROGRESS ENERGY FLORIDA
Confidentiality Justification Matrix**

DOCUMENT/RESPONSES	PAGE/LINE	JUSTIFICATION
<p>PEF Response to Staff's Third Set of Interrogatories</p>	<p>Question 23 – Aug – Dec '08 hedging gains/losses.</p> <p>Attachment A – Aug-Dec '08 & Jan-July '09 Natural Gas Swaps: pricing, volumes, %'s, pricing adjustments.</p> <p>Attachment A - Jan-July '09 Gas Storage Swaps: pricing, volumes, %'s, pricing adjustments.</p> <p>Attachment B – Aug-Dec '08 & Jan-July '09 Fuel Oil Swaps: pricing, volumes and %'s.</p> <p>Attachment D – Aug-Dec '08 & Jan-July '09 Natural Gas Options: strike price.</p> <p>Attachment E – Aug-Dec '08 & Jan-July '09 Fuel Oil Options: pricing and volumes.</p> <p>Attachment F – 2008 & 2009 Forecasted/Actual Burn Data: forecasted burns, volumes & %'s.</p>	<p>§366.093(3)(d), F.S. The document in question contains confidential information, the disclosure of which would impair PEF's efforts to contract for goods or services on favorable terms.</p> <p>§366.093(3)(e), F.S. The document in question contains confidential information relating to competitive business interests, the disclosure of which would impair the competitive business of the provider/owner of the information.</p>

DOCUMENT NUMBER-DATE

09579 SEP 15 8

FPSC-COMMISSION CLERK

STATE OF FLORIDA

COMMISSIONERS:
LISA POLAK EDGAR, CHAIRMAN
MATTHEW M. CARTER II
KATRINA J. MCMURRIAN
NANCY ARGENZIANO
NATHAN A. SKOP



OFFICE OF COMMISSION CLERK
ANN COLE
COMMISSION CLERK
(850) 413-6770

Public Service Commission

ACKNOWLEDGEMENT

DATE: September 15, 2009

TO: James T. Burnett, Esquire

FROM: Marguerite H. Mclean, Office of Commission Clerk

RE: Acknowledgement of Receipt of Confidential Filing

This will acknowledge receipt of a CONFIDENTIAL DOCUMENT filed in Docket Number 090001-EI or, if filed in an undocketed matter, concerning certain information in response to staff's 3rd set of interrogatories (No. 23 and Attachments A, B, D, E, and F), and filed on behalf of Progress Energy Florida, Inc. The document will be maintained in locked storage.

If you have any questions regarding this document, please contact Marguerite Lockard, Deputy Clerk, at (850) 413-6770.

CAPITAL CIRCLE OFFICE CENTER • 2540 SHUMARD OAK BOULEVARD • TALLAHASSEE, FL 32399-0850
An Affirmative Action/Equal Opportunity Employer

PSC Website: <http://www.floridapsc.com>

Internet E-mail: contact@psc.state.fl.us