


FPSC FORM 423-1

MONTHLY REPORT OF COST AND QUALITY OF FUEL FOR ELECTRIC PLANTS  
ORIGIN, VOLUME, DELIVERED PRICE AND AS RECEIVED QUALITY

1. REPORTING MONTH: 08/2009  
2. REPORTING COMPANY: FLORIDA POWER CORPORATION

3. NAME, TITLE, TELEPHONE NUMBER OF CONTACT PERSON CONCERNING DATA  
SUBMITTED ON THIS FORM: Jill Allyson Senior Business Financial Analyst (919) 546-7949

4. SIGNATURE OF OFFICIAL SUBMITTED REPORT:  
  
Denise Hards

5. DATE COMPLETED: 09/17/2009

LIN NO.	PLANT NAME	SUPPLIER NAME	SHIPPING POINT	PURCHASE TYPE	DELIVERY LOCATION	DELIVERY DATE	TYPE OIL	SULFUR CONTENT (%)	BTU CONTENT (Btu/gal)	VOLUME (Bbls)	DELIVERED PRICE (\$/Bbl)
(a)	(b)	(c)	(d)	(e)	(f)	(g)	(h)	(i)	(j)	(k)	(l)
1	Anclote	HRSI d/b/a FCC Environmental	Tampa, FL	S	FOB PLANT	08/2009		0.09	150,958	53	\$58.8002
2	Anclote	Transfer Facility	Martin Gas Terminal	N/A	FOB PLANT	08/2009		0.03	138,706	322	\$3.7377
3	Bartow Steam Plant	HRSI d/b/a FCC Environmental	Tampa, FL	S	FOB PLANT	08/2009		0.32	142,896	786	\$39.9000
4	Bartow Steam Plant	Martin Product Sales	Pascagoula, MS	S	FOB PLANT	08/2009		0.03	138,706	44,148	\$83.7903
5	Bartow Steam Plant	Safety-Kleen Systems Inc	Orlando, FL	S	FOB PLANT	08/2009		0.30	139,493	821	\$34.4392
6	Bartow Steam Plant	Synergy Recycling LLC	Jacksonville, FL	S	FOB PLANT	08/2009		0.16	142,625	843	\$39.9039
7	Bartow Steam Plant	TexPar Energy LLC	Bainbridge, GA	S	FOB PLANT	08/2009		0.70	145,476	794	\$36.5369
8	Crystal River	Midstream Fuel Service	Tampa, FL	S	FOB PLANT	08/2009		0.50	136,225	59	\$105.7237
9	Crystal River	Transfer Facility	Martin Gas Terminal	N/A	FOB PLANT	08/2009		0.03	138,679	7,144	\$3.6510
10	DeBary Peakers	Automated Petroleum & Energy	Tampa, FL	S	FOB PLANT	08/2009		0.05	138,000	878	\$85.3488
11	DeBary Peakers	Hightower Petroleum Corp	Orlando, FL	S	FOB PLANT	08/2009		0.00	137,000	867	\$85.8275
12	DeBary Peakers	Indigo Energy Partners	Tampa, FL	S	FOB PLANT	08/2009		0.05	138,000	531	\$84.6012
13	Intersession City Peakers	Mansfield Oil Company	Tampa, FL	MTC	FOB PLANT	08/2009		0.00	138,000	9,903	\$88.4544
14	Martin Gas Terminal	Martin Product Sales	Pascagoula, MS	S	FOB TERMINAL	08/2009		0.03	138,706	44,228	\$129.0890
15	Turner Peakers	Automated Petroleum & Energy	Tampa, FL	S	FOB PLANT	08/2009		0.05	138,000	3,563	\$86.6293
16	Turner Peakers	Hightower Petroleum Corp	Orlando, FL	S	FOB PLANT	08/2009		0.00	137,000	6,993	\$86.2933
17	Turner Peakers	Indigo Energy Partners	Tampa, FL	S	FOB PLANT	08/2009		0.05	138,000	3,353	\$86.5745

DOCUMENT NUMBER: DATE  
10451 OCT 12 8  
FPSC-COMMISSION CLERK

**FPSC FORM 423-1(A)**


MONTHLY REPORT OF COST AND QUALITY OF FUEL FOR ELECTRIC PLANTS  
ORIGIN, VOLUME, DELIVERED PRICE AND AS RECEIVED QUALITY

**SPECIFIED  
CONFIDENTIAL**

1 REPORTING MONTH: 08/2009

3 NAME, TITLE, TELEPHONE NUMBER OF CONTACT PERSON CONCERNING DATA  
SUBMITTED ON THIS FORM: Jill Allyson Senior Business Financial Analyst (919) 546-7949

2 REPORTING COMPANY: FLORIDA POWER CORPORATION

4. SIGNATURE OF OFFICIAL SUBMITTED REPORT:   
Denise Hards  
Lead Business Financial Analyst

5. DATE COMPLETED: 09/17/2009

LIN NO	PLANT NAME (a) (b)	SUPPLIER NAME (c)	DELIVERY LOCATION (d)	DELIVERY DATE (e)	TYP OIL (f)	VOLUME (Bbls) (g)	INVOICE	INVOICE	DISCOUNT	NET	NET	QUALITY	EFFECTIVE	TRANSPORT	ADDITIONAL	OTHER	DELIVERED
							PRICE (\$/Bbls) (h)	AMOUNT (\$) (i)	(\$) (j)	AMOUNT (\$) (k)	PRICE (\$/Bbls) (l)	ADJUST PRICE (\$/Bbls) (m)	PRICE (\$/Bbls) (n)	TO TERMINAL (\$/Bbls) (o)	TRANSPORT (\$/Bbls) (p)	CHARGES (\$/Bbls) (q)	PRICE (\$/Bbls) (r)
1	Anclote	HRSI d/b/a FCC Environmental	FOB PLANT	08/2009		53									\$0.00		\$58.80
2	Anclote	Transfer Facility	FOB PLANT	08/2009		322									\$3.74		\$3.74
3	Bartow Steam Plant	HRSI d/b/a FCC Environmental	FOB PLANT	08/2009		786									\$0.00		\$39.90
4	Bartow Steam Plant	Martin Product Sales	FOB PLANT	08/2009		44,148									\$0.00		\$83.79
5	Bartow Steam Plant	Safety-Kleen Systems Inc	FOB PLANT	08/2009		821									\$0.00		\$34.44
6	Bartow Steam Plant	Synergy Recycling LLC	FOB PLANT	08/2009		843									\$0.00		\$39.90
7	Bartow Steam Plant	TexPar Energy LLC	FOB PLANT	08/2009		794									\$0.00		\$36.54
8	Crystal River	Midstream Fuel Service	FOB PLANT	08/2009		59									\$0.00		\$105.72
9	Crystal River	Transfer Facility	FOB PLANT	08/2009		7,144									\$3.65		\$3.65
10	DeBary Peakers	Automated Petroleum & Energy	FOB PLANT	08/2009		878									\$0.00		\$85.35
11	DeBary Peakers	Hightower Petroleum Corp	FOB PLANT	08/2009		867									\$0.00		\$85.83
12	DeBary Peakers	Indigo Energy Partners	FOB PLANT	08/2009		531									\$0.00		\$84.60
13	Intersession City Peakers	Mansfield Oil Company	FOB PLANT	08/2009		9,903									\$0.00		\$88.45
14	Martin Gas Terminal	Martin Product Sales	FOB TERMINAL	08/2009		44,228									\$0.00		\$129.09
15	Turner Peakers	Automated Petroleum & Energy	FOB PLANT	08/2009		3,563									\$0.00		\$86.63
16	Turner Peakers	Hightower Petroleum Corp	FOB PLANT	08/2009		6,993									\$0.00		\$86.29
17	Turner Peakers	Indigo Energy Partners	FOB PLANT	08/2009		3,353									\$0.00		\$86.57

**MONTHLY REPORT OF COST AND QUALITY OF COAL FOR ELECTRIC PLANTS  
ORIGIN, TONNAGE, DELIVERED PRICE AND AS RECEIVED QUALITY**

**SPECIFIED  
CONFIDENTIAL**

1. Report for: Mo. 08/2009  
 2. Reporting Company: Florida Power Corporation  
 3. Plant Name: Crystal River 1 & 2

4. NAME, TITLE, TELEPHONE NUMBER OF CONTACT PERSON CONCERNING DATA  
 SUBMITTED ON THIS FORM: Kelly Jo Irons, Associate Business Financial Analyst, (919) 546-5028

5. Signature of Official Submitting Report : *Kelly Jo Irons*  
 Denise Hards - Lead Business Financial Analyst

6. DATE COMPLETED: 9/15/2009

Lin No	Supplier Name	Mine Location	Purchas Type	Transpor- tation Mode	Tons	Effective Purchase Price (\$/Ton)	Total Transpor- tation Cost (\$/Ton)	F.O.B. Plant Price (\$/Ton)	As Received Coal Quality			
									Percent Sulfur (%)	Btu Content (Btu/lb)	Percent Ash (%)	Percent Moisture (%)
(a)	(b)	(c)	(d)	(e)	(f)	(g)	(h)	(i)	(j)	(k)	(l)	(m)
1	B&W Resources Inc	8, KY, 51	MTC	UR	11,629			\$73.92	1.01	12,217	12.04	5.55
2	B&W Resources Inc	8, KY, 51	MTC	UR	11,711			\$74.20	1.03	12,250	11.48	6.45
3	Constellation Energy Commodities Group Inc.	8, KY, 195	MTC	UR	11,544			\$76.96	0.83	12,903	8.39	6.10
4	Constellation Energy Commodities Group Inc.	8, WV, 45	MTC	UR	11,460			\$78.83	0.78	12,511	10.15	7.61
5	Constellation Energy Commodities Group Inc.	8, WV, 5	MTC	UR	11,459			\$78.83	0.91	12,334	10.83	6.20
6	ICG LLC	8, KY, 193	MTC	UR	11,755			\$74.14	1.13	12,229	12.16	4.93
7	ICG LLC	8, VA, 105	MTC	UR	23,033			\$145.93	0.89	12,796	7.79	7.03
8	Transfer Facility	N/A	N/A	GB	3,247			\$98.24	0.66	11,045	10.67	12.07
9	Transfer Facility	N/A	N/A	GB	34,422			\$106.23	0.84	11,794	11.30	9.15
10	Trinity Coal Marketing LLC	8, KY, 71	LTC	UR	34,535			\$74.43	1.10	12,165	10.06	7.47
11	Trinity Coal Marketing LLC	8, KY, 71	MTC	UR	10,782			\$137.28	0.98	12,143	8.42	8.73

MONTHLY REPORT OF COST AND QUALITY OF COAL FOR ELECTRIC PLANTS  
ORIGIN, TONNAGE, DELIVERED PRICE AND AS RECEIVED QUALITY

**SPECIFIED  
CONFIDENTIAL**

1. Report for: Mo. 08/2009  
 2. Reporting Company: Florida Power Corporation  
 3. Plant Name: Crystal River 1 & 2

4. NAME, TITLE, TELEPHONE NUMBER OF CONTACT PERSON CONCERNING DATA  
 SUBMITTED ON THIS FORM: Kelly Jo Irons, Associate Business Financial Analyst, (919) 546-5028

5. Signature of Official Submitting Report : *Denise Hards*  
 Denise Hards - Lead Business Financial Analyst

6. DATE COMPLETED: 9/15/2009


Lin No	Supplier Name	Mine Location	Purchas Type	Tons	F.O.B. Mine Price (\$/Ton)	Short Haul & Loading Charges (\$/Ton)	Original Invoice Price (\$/Ton)	Retro-active Price Inc(Dec) (\$/Ton)	Base Price (\$/Ton)	Quality Adjust-ments (\$/Ton)	Effective Purchase Price (\$/Ton)
(a)	(b)	(c)	(d)	(e)	(f)	(g)	(h)	(i)	(j)	(k)	(l)
1	B&W Resources Inc	8, KY, 51	MTC	11,629		N/A		\$0.00			
2	B&W Resources Inc	8, KY, 51	MTC	11,711		N/A		\$0.00			
3	Constellation Energy Commodities Group Inc.	8, KY, 195	MTC	11,544		N/A		\$0.00			
4	Constellation Energy Commodities Group Inc.	8, WV, 45	MTC	11,460		N/A		\$0.00			
5	Constellation Energy Commodities Group Inc.	8, WV, 5	MTC	11,459		N/A		\$0.00			
6	ICG LLC	8, KY, 193	MTC	11,755		N/A		\$0.00			
7	ICG LLC	8, VA, 105	MTC	23,033		N/A		\$0.00			
8	Transfer Facility	N/A	N/A	3,247		N/A		\$0.00		N/A	
9	Transfer Facility	N/A	N/A	34,422		N/A		\$0.00		N/A	
10	Trinity Coal Marketing LLC	8, KY, 71	LTC	34,535		N/A		\$0.00			
11	Trinity Coal Marketing LLC	8, KY, 71	MTC	10,782		N/A		\$0.00			

MONTHLY REPORT OF COST AND QUALITY OF COAL FOR ELECTRIC PLANTS  
ORIGIN, TONNAGE, DELIVERED PRICE AND AS RECEIVED QUALITY

**SPECIFIED  
CONFIDENTIAL**

1. Report for: Mo. 08/2009  
2. Reporting Company: Florida Power Corporation  
3. Plant Name: Crystal River 1 & 2

4. NAME, TITLE, TELEPHONE NUMBER OF CONTACT PERSON CONCERNING DATA  
SUBMITTED ON THIS FORM: Kelly Jo Irons, Associate Business Financial Analyst, (919) 546-5028

5. Signature of Official Submitting Report :   
Denise Hards - Lead Business Financial Analyst

6. DATE COMPLETED: 9/15/2009

Line No.	Supplier Name	Mine Location	Shipping Point	Transportation Mode	Tons	Effective Purchase Price (\$/Ton)	Additional Shorthaul & Loading Charges (\$/Ton)	Rail Rate (\$/Ton)	Other Rail Charges (\$/Ton)	River Barge Rate (\$/Ton)	Trans-loading Rate (\$/Ton)	Ocean Barge Rate (\$/Ton)	Other Water Charges (\$/Ton)	Other Related Charges (\$/Ton)	Transportation Charges (\$/Ton)	F.O.B. Plant Price (\$/Ton)
(a)	(b)	(c)	(d)	(e)	(f)	(g)	(h)	(i)	(j)	(k)	(l)	(m)	(n)	(o)	(p)	(q)
1	B&W Resources Inc	8, KY, 51	Resource	UR	11,629		N/A			N/A	N/A	N/A	N/A	N/A		\$73.92
2	B&W Resources Inc	8, KY, 51	Resource	UR	11,711		N/A			N/A	N/A	N/A	N/A	N/A		\$74.20
3	Constellation Energy Commodities Group Ir	8, KY, 195	Myra	UR	11,544		N/A			N/A	N/A	N/A	N/A	N/A		\$76.96
4	Constellation Energy Commodities Group Ir	8, WV, 45	Mt Laurel	UR	11,460		N/A			N/A	N/A	N/A	N/A	N/A		\$78.83
5	Constellation Energy Commodities Group Ir	8, WV, 5	Fork Creek CSX	UR	11,459		N/A			N/A	N/A	N/A	N/A	N/A		\$78.83
6	ICG LLC	8, KY, 193	Typo	UR	11,755		N/A			N/A	N/A	N/A	N/A	N/A		\$74.14
7	ICG LLC	8, VA, 105	Mayflower CSX	UR	23,033		N/A			N/A	N/A	N/A	N/A	N/A		\$145.93
8	Transfer Facility	N/A	Davant, La	GB	3,247		N/A	N/A	N/A	N/A				N/A		\$98.24
9	Transfer Facility	N/A	Myrtle Grove, La	GB	34,422		N/A	N/A	N/A	N/A				N/A		\$106.23
10	Trinity Coal Marketing LLC	8, KY, 71	Banner	UR	34,535		N/A			N/A	N/A	N/A	N/A	N/A		\$74.43
11	Trinity Coal Marketing LLC	8, KY, 71	Banner	UR	10,782		N/A			N/A	N/A	N/A	N/A	N/A		\$137.28

MONTHLY REPORT OF COST AND QUALITY OF COAL FOR ELECTRIC PLANTS  
ORIGIN, TONNAGE, DELIVERED PRICE AND AS RECEIVED QUALITY

**SPECIFIED  
CONFIDENTIAL**

1. Report for: Mo. 08/2009  
2. Reporting Company: Florida Power Corporation  
3. Plant Name: Crystal River 4 & 5

4. NAME, TITLE, TELEPHONE NUMBER OF CONTACT PERSON CONCERNING DATA  
SUBMITTED ON THIS FORM: Kelly Jo Irons, Associate Business Financial Analyst, (919) 546-5028

5. Signature of Official Submitting Report : *Denise Hards*  
Denise Hards - Lead Business Financial Analyst

6. DATE COMPLETED: 9/15/2009

Lin No	Supplier Name	Mine Location	Purchas Type	Transportation Mode	Tons	Effective Purchase Price (\$/Ton)	Total Transportation Cost (\$/Ton)	F.O.B. Plant Price (\$/Ton)	As Received Coal Quality			
									Percent Sulfur (%)	Btu Content (Btu/lb)	Percent Ash (%)	Percent Moisture (%)
(a)	(b)	(c)	(d)	(e)	(f)	(g)	(h)	(i)	(j)	(k)	(l)	(m)
1	Alpha Coal Sales Co. LLC	8, KY, 119	MTC	UR	11,207			\$130.01	0.72	12,548	8.25	7.70
2	Massey Utility Sales Company	8, WV, 5	MTC	UR	22,651			\$82.19	0.68	12,444	12.39	5.52
3	MC Mining LLC	8, KY, 195	MTC	UR	11,188			\$76.26	0.65	12,567	8.41	7.40
4	Transfer Facility	N/A	N/A	GB	94,368			\$96.21	0.56	11,390	11.34	10.23
5	Transfer Facility	N/A	N/A	GB	146,423			\$85.61	0.61	11,399	11.89	9.99

MONTHLY REPORT OF COST AND QUALITY OF COAL FOR ELECTRIC PLANTS  
 ORIGIN, TONNAGE, DELIVERED PRICE AND AS RECEIVED QUALITY

**SPECIFIED  
 CONFIDENTIAL**

1. Report for: Mo. 08/2009  
 2. Reporting Company: Florida Power Corporation  
 3. Plant Name: Crystal River 4 & 5

4. NAME, TITLE, TELEPHONE NUMBER OF CONTACT PERSON CONCERNING DATA  
 SUBMITTED ON THIS FORM: Kelly Jo Irons, Associate Business Financial Analyst, (919) 546-5028

5. Signature of Official Submitting Report : *Denise Hards*  
 Denise Hards - Lead Business Financial Analyst

6. DATE COMPLETED: 9/15/2009

Lin No	Supplier Name	Mine Location	Purchase Type	Tons	F.O.B. Mine Price (\$/Ton)	Short Haul & Loading Charges (\$/Ton)	Original Invoice Price (\$/Ton)	Retro-active Price Inc(Dec) (\$/Ton)	Base Price (\$/Ton)	Quality Adjust-ments (\$/Ton)	Effective Purchase Price (\$/Ton)
(a)	(b)	(c)	(d)	(e)	(f)	(g)	(h)	(i)	(j)	(k)	(l)
1	Alpha Coal Sales Co. LLC	8, KY, 119	MTC	11,207		N/A		\$0.00			
2	Massey Utility Sales Company	8, WV, 5	MTC	22,651		N/A		\$0.00			
3	MC Mining LLC	8, KY, 195	MTC	11,188		N/A		\$0.00			
4	Transfer Facility	N/A	N/A	94,368		N/A		\$0.00		N/A	
5	Transfer Facility	N/A	N/A	146,423		N/A		\$0.00		N/A	

**MONTHLY REPORT OF COST AND QUALITY OF COAL FOR ELECTRIC PLANTS  
ORIGIN, TONNAGE, DELIVERED PRICE AND AS RECEIVED QUALITY**

**SPECIFIED  
CONFIDENTIAL**

1. Report for: Mo. 08/2009  
 2. Reporting Company: Florida Power Corporation  
 3. Plant Name: Crystal River 4 & 5

4. NAME, TITLE, TELEPHONE NUMBER OF CONTACT PERSON CONCERNING DATA  
 SUBMITTED ON THIS FORM: Kelly Jo Irons, Associate Business Financial Analyst, (919) 546-5028

5. Signature of Official Submitting Report : *Denise Hards*  
 Denise Hards - Lead Business Financial Analyst

6. DATE COMPLETED: 9/15/2009

Line No.	Supplier Name	Mine Location	Shipping Point	Transportation Mode	Tons	Effective Purchase Price (\$/Ton)	Additional Shorthaul & Loading Charges (\$/Ton)	Rail Rate (\$/Ton)	Other Rail Charges (\$/Ton)	River Barge Rate (\$/Ton)	Trans-loading Rate (\$/Ton)	Ocean Barge Rate (\$/Ton)	Other Water Charges (\$/Ton)	Other Related Charges (\$/Ton)	Transportation Charges (\$/Ton)	F.O.B. Plant Price (\$/Ton)
1	Alpha Coal Sales Co. LLC	8, KY, 119	Yellow Creek	UR	11,207		N/A			N/A	N/A	N/A	N/A	N/A		\$130.01
2	Massey Utility Sales Company	8, WV, 5	Sylvester	UR	22,651		N/A			N/A	N/A	N/A	N/A	N/A		\$82.19
3	MC Mining LLC	8, KY, 195	Scotts Branch	UR	11,188		N/A			N/A	N/A	N/A	N/A	N/A		\$76.26
4	Transfer Facility	N/A	Davant, La	GB	94,368		N/A	N/A	N/A	N/A			N/A			\$96.21
5	Transfer Facility	N/A	Myrtle Grove, La	GB	146,423		N/A	N/A	N/A	N/A			N/A			\$85.61



MONTHLY REPORT OF COST AND QUALITY OF COAL FOR ELECTRIC PLANTS  
ORIGIN, TONNAGE, DELIVERED PRICE AND AS RECEIVED QUALITY

**SPECIFIED  
CONFIDENTIAL**

1. Report for: Mo. 08/2009  
2. Reporting Company: Florida Power Corporation  
3. Plant Name: Transfer Facility - IMT

4. NAME, TITLE, TELEPHONE NUMBER OF CONTACT PERSON CONCERNING DATA  
SUBMITTED ON THIS FORM: Kelly Jo Irons, Associate Business Financial Analyst, (919) 546-5028

5. Signature of Official Submitting Report : *Denise Hards*  
Denise Hards - Lead Business Financial Analyst

6. DATE COMPLETED: 9/15/2009

Lin No	Supplier Name	Mine Location	Purchas Type	Transpor- tation Mode	Tons	Effective Purchase Price (\$/Ton)	Total Transpor- tation Cost (\$/Ton)	F.O.B. Plant Price (\$/Ton)	As Received Coal Quality			
									Percent Sulfur (%)	Btu Content (Btu/lb)	Percent Ash (%)	Percent Moisture (%)
(a)	(b)	(c)	(d)	(e)	(f)	(g)	(h)	(i)	(j)	(k)	(l)	(m)
1	Apex Coal Sales	8, WV, 45	MTC	B	13,749			\$53.04	0.51	9,778	28.39	5.40
2	Coalsales LLC	17, CO, 107	MTC	B	37,185			\$105.02	0.48	11,176	9.93	10.67
3	Glencore Ltd.	999, IM, 45	MTC	OB	86,128			\$69.52	0.64	12,341	6.88	8.00
4	Keystone Industries LLC	8, WV, 39	MTC	B	3,340			\$75.22	0.70	12,238	10.04	8.91
5	Oak Hill Corporation	N/A	MTC	B	19,287			\$102.80	0.97	12,118	11.39	6.34
6	Patriot Coal Sales	8, WV, 39	MTC	B	18,902			\$71.03	0.69	12,076	13.18	5.87
7	Patriot Coal Sales	8, WV, 39	MTC	B	10,935			\$70.77	0.70	12,144	13.08	5.73

MONTHLY REPORT OF COST AND QUALITY OF COAL FOR ELECTRIC PLANTS  
 ORIGIN, TONNAGE, DELIVERED PRICE AND AS RECEIVED QUALITY

**SPECIFIED  
 CONFIDENTIAL**

1. Report for: Mo. 08/2009  
 2. Reporting Company: Florida Power Corporation  
 3. Plant Name: Transfer Facility - IMT

4. NAME, TITLE, TELEPHONE NUMBER OF CONTACT PERSON CONCERNING DATA  
 SUBMITTED ON THIS FORM: Kelly Jo Irons, Associate Business Financial Analyst, (919) 546-5028

5. Signature of Official Submitting Report : *Denise Hards*  
 Denise Hards - Lead Business Financial Analyst

6. DATE COMPLETED: 9/15/2009

Lin No	Supplier Name	Mine Location	Purchas Type	Tons	F.O.B. Mine Price (\$/Ton)	Short Haul & Loading Charges (\$/Ton)	Original Invoice Price (\$/Ton)	Retro-active Price Inc(Dec) (\$/Ton)	Base Price (\$/Ton)	Quality Adjust-ments (\$/Ton)	Effective Purchase Price (\$/Ton)
(a)	(b)	(c)	(d)	(e)	(f)	(g)	(h)	(i)	(j)	(k)	(l)
1	Apex Coal Sales	8, WV, 45	MTC	13,749		N/A		\$0.00			
2	Coalsales LLC	17, CO, 107	MTC	37,185		N/A		\$0.00			
3	Glencore Ltd.	999, IM, 45	MTC	86,128		N/A		\$0.00			
4	Keystone Industries LLC	8, WV, 39	MTC	3,340		N/A		\$0.00			
5	Oak Hill Corporation	N/A	MTC	19,287		N/A		\$0.00			
6	Patriot Coal Sales	8, WV, 39	MTC	18,902		N/A		\$0.00			
7	Patriot Coal Sales	8, WV, 39	MTC	10,935		N/A		\$0.00			


MONTHLY REPORT OF COST AND QUALITY OF COAL FOR ELECTRIC PLANTS  
ORIGIN, TONNAGE, DELIVERED PRICE AND AS RECEIVED QUALITY

**SPECIFIED  
CONFIDENTIAL**

1. Report for: Mo. 08/2009  
2. Reporting Company: Florida Power Corporation  
3. Plant Name: Transfer Facility - IMT

4. NAME, TITLE, TELEPHONE NUMBER OF CONTACT PERSON CONCERNING DATA  
SUBMITTED ON THIS FORM: Kelly Jo Irons, Associate Business Financial Analyst, (919) 546-5028

5. Signature of Official Submitting Report :



Denise Hards - Lead Business Financial Analyst

6. DATE COMPLETED: 9/15/2009

Line No.	Supplier Name	Mine Location	Shipping Point	Transportation Mode	Tons	Effective Purchase Price (\$/Ton)	Additional Shorthaul & Loading Charges (\$/Ton)	Rail Rate (\$/Ton)	Other Rail Charges (\$/Ton)	River Barge Rate (\$/Ton)	Trans-loading Rate (\$/Ton)	Ocean Barge Rate (\$/Ton)	Other Water Charges (\$/Ton)	Other Related Charges (\$/Ton)	Transportation Charges (\$/Ton)	F.O.B. Plant Price (\$/Ton)
1	Apex Coal Sales	8, WV, 45	Amherstdale	B	13,749		N/A	N/A	N/A			N/A		N/A		\$53.04
2	Coalsales LLC	17, CO, 107	Cora Dock Color:	B	37,185		N/A	N/A	N/A			N/A		N/A		\$105.02
3	Glencore Ltd.	999, IM, 45	La Jagua	OB	86,128		N/A	N/A	N/A	N/A		N/A		N/A		\$69.52
4	Keystone Industries LLC	8, WV, 39	Marmet Dock	B	3,340		N/A	N/A	N/A			N/A		N/A		\$75.22
5	Oak Hill Corporation	N/A	Nymex Pool	B	19,287		N/A	N/A	N/A			N/A		N/A		\$102.80
6	Patriot Coal Sales	8, WV, 39	Kanahwa Eagle	B	18,902		N/A	N/A	N/A			N/A		N/A		\$71.03
7	Patriot Coal Sales	8, WV, 39	Kanahwa Eagle	B	10,935		N/A	N/A	N/A			N/A		N/A		\$70.77

MONTHLY REPORT OF COST AND QUALITY OF COAL FOR ELECTRIC PLANTS  
ORIGIN, TONNAGE, DELIVERED PRICE AND AS RECEIVED QUALITY

**SPECIFIED  
CONFIDENTIAL**

1. Report for: Mo. 08/2009  
2. Reporting Company: Florida Power Corporation  
3. Plant Name: Transfer Facility - UBT

4. NAME, TITLE, TELEPHONE NUMBER OF CONTACT PERSON CONCERNING DATA  
SUBMITTED ON THIS FORM: Kelly Jo Irons, Associate Business Financial Analyst, (919) 546-5028

5. Signature of Official Submitting Report : *Denise Hards*  
Denise Hards - Lead Business Financial Analyst

6. DATE COMPLETED: 9/15/2009


Lin No	Supplier Name	Mine Location	Purchas Type	Transpor- tation Mode	Tons	Effective Purchase Price (\$/Ton)	Total Transpor- tation Cost (\$/Ton)	F.O.B. Plant Price (\$/Ton)	As Received Coal Quality			
									Percent Sulfur (%)	Btu Content (Btu/lb)	Percent Ash (%)	Percent Moisture (%)
(a)	(b)	(c)	(d)	(e)	(f)	(g)	(h)	(i)	(j)	(k)	(l)	(m)
1	Coalsales LLC	17, CO, 107	MTC	B	55,386			\$85.23	0.47	11,246	10.06	10.10
2	Constellation Energy Commodities Group Inc.	8, WV, 45	S	B	15,695			\$73.03	0.96	12,033	13.19	6.43
3	Magnum Coal Sales LLC	8, WV, 45	MTC	B	21,068			\$69.34	0.69	12,086	11.52	8.54
4	Patriot Coal Sales	8, WV, 39	MTC	B	3,754			\$70.36	0.65	12,099	13.15	6.81

MONTHLY REPORT OF COST AND QUALITY OF COAL FOR ELECTRIC PLANTS  
 ORIGIN, TONNAGE, DELIVERED PRICE AND AS RECEIVED QUALITY

**SPECIFIED  
 CONFIDENTIAL**

1. Report for: Mo. 08/2009  
 2. Reporting Company: Florida Power Corporation  
 3. Plant Name: Transfer Facility - UBT

4. NAME, TITLE, TELEPHONE NUMBER OF CONTACT PERSON CONCERNING DATA  
 SUBMITTED ON THIS FORM: Kelly Jo Irons, Associate Business Financial Analyst, (919) 546-5028

5. Signature of Official Submitting Report :   
 Denise Hards - Lead Business Financial Analyst

6. DATE COMPLETED: 9/15/2009

Lin No	Supplier Name	Mine Location	Purchase Type	Tons	F.O.B. Mine Price (\$/Ton)	Short Haul & Loading Charges (\$/Ton)	Original Invoice Price (\$/Ton)	Retro-active Price Inc(Dec) (\$/Ton)	Base Price (\$/Ton)	Quality Adjust-ments (\$/Ton)	Effective Purchase Price (\$/Ton)
(a)	(b)	(c)	(d)	(e)	(f)	(g)	(h)	(i)	(j)	(k)	(l)
1	Coalsales LLC	17, CO, 107	MTC	55,386		N/A		\$0.00			
2	Constellation Energy Commodities Group Inc.	8, WV, 45	S	15,695		N/A		\$0.00			
3	Magnum Coal Sales LLC	8, WV, 45	MTC	21,068		N/A		\$0.00			
4	Patriot Coal Sales	8, WV, 39	MTC	3,754		N/A		\$0.00			


MONTHLY REPORT OF COST AND QUALITY OF COAL FOR ELECTRIC PLANTS  
ORIGIN, TONNAGE, DELIVERED PRICE AND AS RECEIVED QUALITY

**SPECIFIED  
CONFIDENTIAL**

1. Report for: Mo. 08/2009  
2. Reporting Company: Florida Power Corporation  
3. Plant Name: Transfer Facility - UBT

4. NAME, TITLE, TELEPHONE NUMBER OF CONTACT PERSON CONCERNING DATA  
SUBMITTED ON THIS FORM: Kelly Jo Irons, Associate Business Financial Analyst, (919) 546-5028

5. Signature of Official Submitting Report :



Denise Hards - Lead Business Financial Analyst

6. DATE COMPLETED: 9/15/2009

Line No.	Supplier Name	Mine Location	Shipping Point	Transportation Mode	Tons	Effective Purchase Price (\$/Ton)	Additional Shorthaul & Loading Charges (\$/Ton)	Rail Rate (\$/Ton)	Other Rail Charges (\$/Ton)	River Barge Rate (\$/Ton)	Trans-loading Rate (\$/Ton)	Ocean Barge Rate (\$/Ton)	Other Water Charges (\$/Ton)	Other Related Charges (\$/Ton)	Transportation Charges (\$/Ton)	F.O.B. Plant Price (\$/Ton)
1	Coalsales LLC	17, CO, 107	Twenty Mile	B	55,386		N/A	N/A	N/A			N/A		N/A		\$85.23
2	Constellation Energy Commodities Group Ir	8, WV, 45	Amherstdale	B	15,695		N/A	N/A	N/A			N/A		N/A		\$73.03
3	Magnum Coal Sales LLC	8, WV, 45	Panther Mining	B	21,068		N/A	N/A	N/A			N/A		N/A		\$69.34
4	Patriot Coal Sales	8, WV, 39	Kanahwa Eagle	B	3,754		N/A	N/A	N/A			N/A		N/A		\$70.36

Progress Energy Florida, Inc.  
Docket No. 090001-EI

Request for Specified Confidential Treatment

---

---

**423 Forms for August, 2009**

**CONFIDENTIAL COPY**

(Confidential information denoted with shading)

---

Progress Energy Florida, Inc.  
Docket No. 090001-EI

Request for Specified Confidential Treatment

---

---

**423 Forms for August, 2009**

**CONFIDENTIAL COPY**

(Confidential information denoted with shading)

---