

FPSC FORM NO. 423-1 (a)

1. REPORTING MONTH: SEP YEAR: 2009

2. REPORTING COMPANY: FLORIDA POWER LIGHT COMPANY

MONTHLY REPORT OF COST AND QUALITY OF FUEL OIL FOR ELECTRIC PLANTS
 DETAIL OF INVOICE AND TRANSPORTATION CHARGES

3. NAME, TITLE, TELEPHONE NUMBER OF CONTACT PERSON CONCERNING DATA
 SUBMITTED ON THIS FORM: KORY DUBIN, REGULATORY AFFAIRS, (305) 552-4910

4. SIGNATURE OF OFFICIAL SUBMITTING REPORT: *[Signature]*

5. DATE COMPLETED: 11/12/2009

090001-EI
 11/13/12
DECLASSIFIED
CONFIDENTIAL

(A)	(B)	(C)	(D)	(E)	(F)	(G)	(H)	(I)	(J)	(K)	(L)	(M)	(N)	(O)	(P)	(Q)	(R)
LINE NO.	PLANT	SUPPLIER	DELIVERY LOCATION	DELIVERY DATE	TYPE OIL	VOLUME (BBL)	INVOICE PRICE (\$/BBL)	INVOICE AMOUNT (\$)	DISCOUNT (\$)	NET AMOUNT (\$)	NET PRICE (\$/BBL)	QUALITY ADJUST. (\$/BBL)	EFFECTIVE PUR PRICE (\$/BBL)	TRANSP TO TERM (\$/BBL)	ADDITIONAL TRANS CHGS (\$/BBL)	OTHER CHGS (\$/BBL)	DELIVERED PRICE (\$/BBL)
1	PMT	SHELL	PORT MANATEE	09/03/2009	F06	131675	68.7400	9,051,340	0	9,051,340	68.7400	0.0000	68.7400	0.0000	0.0672	0.1685	68.9757
2	PPE	CONOCO	PORT EVERGLADES	09/08/2009	F06	53076	66.0700	3,506,731	0	3,506,731	66.0700	0.0000	66.0700	0.0000	0.0582	0.1860	66.3142
3	PTF	CONOCO	FISHER ISLAND	09/08/2009	F06	54910	66.0700	3,627,904	0	3,627,904	66.0700	0.0000	66.0700	0.0000	0.5626	0.2203	66.8529
4	PWC	APEC		09/08/2009	F03	15165	83.0000	1,258,695	0	1,258,695	83.0000	0.0000	83.0000	0.0000	0.0000	0.0000	83.0000
5	PPE	AMERIGAS		09/23/2009	PRO	9	139.0000	1,251	0	1,251	139.0000	0.0000	139.0000	0.0000	0.0000	0.0000	139.0000
6	PTF	AMERIGAS		09/16/2009	PRO	5	60.0000	300	0	300	60.0000	0.0000	60.0000	0.0000	0.0000	0.0000	60.0000
7	PMR	INDIANTOWN		09/10/2009	PRO	8	85.0000	680	0	680	85.0000	0.0000	85.0000	0.0000	0.0000	0.0000	85.0000
8	PMT	SUBURBAN		09/09/2009	PRO	7	60.0000	420	0	420	60.0000	0.0000	60.0000	0.0000	0.0000	0.0000	60.0000

DECLASSIFIED

DOCUMENT NUMBER-DATE

[Signature] 11726 DEC-3 8

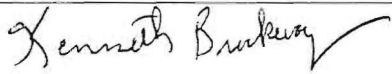
**MONTHLY REPORT OF COST AND QUALITY OF COAL FOR ELECTRIC PLANTS
ORIGIN, TONNAGE, DELIVERED PRICE AND AS RECEIVED QUALITY**

1. Report For Month/Yr: **September 2009**

4. Name, Title & Telephone Number of Contact
Person Concerning Data Submitted on this Form: **Terry Keith (305-552-4334)**

2. Reporting Company: **Florida Power & Light**

5. Signature of Official Submitting Report:



3. Plant Name: **St. Johns River Power Park (SJRPP)**

6. Date Completed:

October 16, 2009

Line No.	Supplier Name	Mine Location	Purchase Type	Transportation Mode	Tons	Effective Purchase Price (\$/Ton)	Total Trans Cost (\$/Ton)	FOB Plant Price (\$/Ton)	As Received Coal Quality			
									Sulfur Content (%)	Btu Content (%)	Ash Content (%)	Moisture Content (%)
(a)	(b)	(c)	(d)	(e)	(f)	(g)	(h)	(i)	(j)	(k)	(l)	(m)
1	CONSOL Energy Sales Compan	08,KY,025	LTC	UR	2,385	107.00	34.78	141.78	1.49	12,312	9.87	7.27
2	Coal Marketing Company	45,IM,999	LTC	OC	49,990	55.55	0.00	55.55	0.57	11,059	8.98	13.36
3	Coal Marketing Company	45,IM,999	S	OC	13,496	135.64	0.00	135.64	0.58	11,144	8.87	12.77
4	Foundation Coal Corp. / Emeral	02,PA,059	S	UR	6,634	105.00	38.61	143.61	2.16	13,098	8.25	5.69
5	Patriot Coal Sales	08,WV,005	LTC	UR	4,805	98.95	35.96	134.91	0.79	11,737	14.01	6.32

DECLASSIFIED

CONFIDENTIAL


**MONTHLY REPORT OF COST AND QUALITY OF COAL FOR ELECTRIC PLANTS
DETAIL OF INVOICE PURCHASE PRICE**

1. Report For Month/Yr: **September 2009**

4. Name, Title & Telephone Number of Contact
Person Concerning Data Submitted on this Form: **Terry Keith (305-552-4334)**

2. Reporting Company: **Florida Power & Light**

5. Signature of Official Submitting Report:



3. Plant Name: **St. Johns River Power Park (SJRPP)**

6. Date Completed:

October 16, 2009

Line No.	Supplier Name	Mine Location	Purchase Type	Tons	FOB Mine Price (\$/Ton)	Short Haul & Loading Charge	Original Invoice Price (\$/Ton)	Retro-active Price Increases (\$/Ton)	Base Price (\$/Ton)	Quality Adjustments (\$/Ton)	Effective Purchase Price (\$/Ton)
(a)	(b)	(c)	(d)	(e)	(f)	(g)	(h)	(i)	(j)	(k)	(l)
1	CONSOL Energy Sales Company	08,KY,025	LTC	2,385	107.00	0.00	107.00	0.00	107.00	0.00	107.00
2	Coal Marketing Company	45,IM,999	LTC	49,990	55.55	0.00	55.55	0.00	55.55	0.00	55.55
3	Coal Marketing Company	45,IM,999	S	13,496	135.64	0.00	135.64	0.00	135.64	0.00	135.64
4	Foundation Coal Corp. / Emerald	02,PA,059	S	6,634	105.00	0.00	105.00	0.00	105.00	0.00	105.00
5	Patriot Coal Sales	08,WV,005	LTC	4,805	98.95	0.00	98.95	0.00	98.95	0.00	98.95

**DECLASSIFIED
CONFIDENTIAL**


MONTHLY REPORT OF COST AND QUALITY OF COAL FOR ELECTRIC PLANTS
 DETAIL OF TRANSPORTATION CHARGES

1. Report For Month/Yr: **September 2009**

4. Name, Title & Telephone Number of Contact
 Person Concerning Data Submitted on this Form: **Terry Keith (305-552-4334)**

2. Reporting Company: **Florida Power & Light**

5. Signature of Official Submitting Report:



3. Plant Name: **St. Johns River Power Park (SJRPP)**

6. Date Completed: **October 16, 2009**

Line No.	Supplier Name	Mine Location	Shipping Point	Transportation Mode	Tons	Effective Purchase Price (\$/Ton)	Short Haul & Loading Charge (\$/Ton)	Rail Charges		Waterborne Charges					Total Transport Charges (\$/Ton)	FOB Plant Price (\$/Ton)
								Rail Rate (\$/Ton)	Other Rail Charges (\$/Ton)	River Barge Rate (\$/Ton)	Trans-loading Rate (\$/Ton)	Ocean Barge Rate (\$/Ton)	Other Water Charges (\$/Ton)	Related Charges (\$/Ton)		
(a)	(b)	(c)	(d)	(e)	(f)	(g)	(h)	(i)	(j)	(k)	(l)	(m)	(n)	(o)	(p)	(q)
1	CONSOL Energy Sales Comp	08,KY,025	JONES FORK	UR	2,385	107.00	0.00	34.78	0.00	0.00	0.00	0.00	0.00	0.00	34.78	141.78
2	Coal Marketing Company	45,IM,999	EL CERREJON	OC	49,990	55.55	0.00	0.00	0.00	0.00	0.00	0.00	0.00	0.00	0.00	55.55
3	Coal Marketing Company	45,IM,999	EL CERREJON	OC	13,496	135.64	0.00	0.00	0.00	0.00	0.00	0.00	0.00	0.00	0.00	135.64
4	Foundation Coal Corp. / Emer	02,PA,059	EMERALD MINE	UR	6,634	105.00	0.00	38.61	0.00	0.00	0.00	0.00	0.00	0.00	38.61	143.61
5	Patriot Coal Sales	08,WV,005	HOBET 21	UR	4,805	98.95	0.00	35.96	0.00	0.00	0.00	0.00	0.00	0.00	35.96	134.91

DECLASSIFIED
CONFIDENTIAL