



John T. Butler  
 Managing Attorney  
 Florida Power & Light Company  
 700 Universe Boulevard  
 Juno Beach, FL 33408-0420  
 (561) 304-5639  
 (561) 691-7135 (Facsimile)

**REDACTED**

December 17, 2009

RECEIVED-FPSC  
 09 DEC 17 PM 1:53  
 COMMISSION  
 CLERK

**VIA HAND DELIVERY**

Ms. Ann Cole, Director  
 Division of the Commission Clerk and  
 Administrative Services  
 Florida Public Service Commission  
 Betty Easley Conference Center, Room 110  
 2540 Shumard Oak Boulevard  
 Tallahassee, Florida 32399-0850

**Re: Docket No. 090001-EI – Monthly Fuel Filings**

Dear Ms. Cole:


Enclosed herewith for filing are an original and seven (7) copies of the following monthly fuel reports for FPL:

- (a) FPSC Forms 423-1, 423-1(a), and 423-1(b) for Florida Power & Light Company for the month of October 2009;
- (b) FPSC Forms 423-2, 423-2(a), and 423-2(b) for St. Johns River Power Park (SJRPP) for the month of October 2009; and
- (c) FPSC Forms 423-2, 423-2(a), and 423-2(b) for Plant Scherer for the month of September 2009.

FPL's Request for Confidential Classification of the information removed FPL's FPSC Form 423-1(a) and SJRPP FPSC Forms 423-2, 423-2(a), and 423-2(b) is being filed under separate cover. Should you have any questions regarding this filing, please contact me.

Thank you for your attention to this matter, I remain,

Sincerely,



John T. Butler

COM \_\_\_\_\_  
 APA \_\_\_\_\_  
 ECR \_\_\_\_\_  
 GCL \_\_\_\_\_  
 RAD \_\_\_\_\_  
 SSC \_\_\_\_\_  
 ADM \_\_\_\_\_  
 OPC \_\_\_\_\_  
 CLK \_\_\_\_\_

JTB/jsb  
 Enclosures  
 cc: Service List

Doc/423 Fuel Filing/October 2009

DOCUMENT NUMBER-DATE

12039 DEC 17 8

FPSC-COMMISSION CLERK

MONTHLY REPORT OF COST AND QUALITY OF FUEL OIL FOR ELECTRIC PLANTS  
ORIGIN, VOLUME, DELIVERED PRICE AND AS RECEIVED QUANTITY

FPSC FORM NO. 423-1

1. REPORTING MONTH: OCT YEAR: 2009

3. NAME, TITLE TELEPHONE NUMBER OF CONTACT PERSON CONCERNING DATA  
SUBMITTED ON THIS FORM: KORY DUBIN, REGULATORY AFFAIRS, (305) 552-4910.

2. REPORTING COMPANY: FLORIDA POWER &amp; LIGHT COMPANY

4. SIGNATURE OF OFFICIAL SUBMITTING REPORT: 

5. DATE COMPLETED: 12/01/2009

LINE NO	PLANT	SUPPLIER	SHIPPING POINT	PURCHASE TYPE	DELIVERY LOCATION	DELIVERY DATE	TYPE OIL	SULFUR (%)	BTU CONTENT (BTU / GAL)	VOLUME (BBL)	PRICE (\$/BBL)
1	MARTIN	SEMPRA	NEW YORK	S	PALM BEACH	10/19/2009	F06	0.74	151214	119603	73.0500
2	MANATEE	SEMPRA	TAMPA - LOAD PORT	S	PORT MANATEE	10/09/2009	F06	0.98	150905	138220	71.2300
3	MANATEE	SEMPRA	TAMPA - LOAD PORT	S	PORT MANATEE	10/29/2009	F06	0.96	151524	44440	75.2800
4	MANATEE	SEMPRA	RIVER	S	PORT MANATEE	10/31/2009	F06	0.99	152095	99691	74.7700
5	PT. EVERGLADES	SEMPRA	PORT EVERGLADES LO	S	PORT EVERGLADES	10/11/2009	F06	0.97	151167	135947	72.6400
6	PT. EVERGLADES	AMERIGAS	NA-TRUCK DELIVERY	STC		10/15/2009	PRO	N/A	N/A	8	138.9200
7	TURKEY POINT	AMERIGAS	NA-TRUCK DELIVERY	STC		10/27/2009	PRO	N/A	N/A	6	70.6300
8	CAPE CANAVERAL	SUBURBAN	NA-TRUCK DELIVERY	STC		10/21/2009	PRO	N/A	N/A	6	64.0700
9	MANATEE	SUBURBAN	NA-TRUCK DELIVERY	STC		10/07/2009	PRO	N/A	N/A	7	62.5100

MONTHLY REPORT OF COST AND QUALITY OF FUEL OIL FOR ELECTRIC PLANTS  
 DETAIL OF INVOICE AND TRANSPORTATION CHARGES

FPSC FORM NO. 423-1 (a)

1. REPORTING MONTH: OCT YEAR: 2009

2. REPORTING COMPANY: FLORIDA POWER LIGHT COMPANY

3. NAME, TITLE, TELEPHONE NUMBER OF CONTACT PERSON CONCERNING DATA  
 SUBMITTED ON THIS FORM: KORY DUBIN, REGULATORY AFFAIRS, (305) 552-4910.

4. SIGNATURE OF OFFICIAL SUBMITTING REPORT: *[Signature]*

5. DATE COMPLETED: 12/01/2009

**EDITED COPY**

(A)	(B)	(C)	(D)	(E)	(F)	(G)	(H)	(I)	(J)	(K)	(L)	(M)	(N)	(O)	(P)	(Q)	(R)
LINE NO.	PLANT	SUPPLIER	DELIVERY LOCATION	DELIVERY DATE	TYPE OIL	VOLUME (BBL)	INVOICE PRICE (\$/BBL)	INVOICE AMOUNT (\$)	DISCOUNT (\$)	NET AMOUNT (\$)	NET PRICE (\$/BBL)	QUALITY ADJUST. (\$/BBL)	EFFECTIVE PUR PRICE (\$/BBL)	TRANSP TO TERM (\$/BBL)	ADDITIONAL TRANS CHGS (\$/BBL)	OTHER CHGS (\$/BBL)	DELIVERED PRICE (\$/BBL)
1	PMR	SEMPRA	PALM BEACH	10/19/2009	F06	119603								0.0000			73.4879
2	PMT	SEMPRA	PORT MANATEE	10/09/2009	F06	138220								0.0000			71.4657
3	PMT	SEMPRA	PORT MANATEE	10/29/2009	F06	44440								0.0000			75.5157
4	PMT	SEMPRA	PORT MANATEE	10/31/2009	F06	99691								0.0000			75.0057
5	PPE	SEMPRA	PORT EVERGLADES	10/11/2009	F06	135947								0.0000			72.8842
6	PPE	AMERIGAS		10/15/2009	PRO	8	138.9200	1,111	0	1,111	138.9200	0.0000	138.9200	0.0000	0.0000	0.0000	138.9200
7	PTF	AMERIGAS		10/27/2009	PRO	6	70.6300	424	0	424	70.6300	0.0000	70.6300	0.0000	0.0000	0.0000	70.6300
8	PCC	SUBURBAN		10/21/2009	PRO	6	64.0700	384	0	384	64.0700	0.0000	64.0700	0.0000	0.0000	0.0000	64.0700
9	PMT	SUBURBAN		10/07/2009	PRO	7	62.5100	438	0	438	62.5100	0.0000	62.5100	0.0000	0.0000	0.0000	62.5100

FPSC FORM NO. 423-1(b)

MONTHLY REPORT OF COST AND QUALITY OF FUEL OIL FOR ELECTRIC PLANTS  
 REPORT OF ADJUSTMENTS TO PREVIOUS OIL DELIVERIES

1. REPORTING MONTH: OCTOBER 2009

3. NAME, TITLE, & TELEPHONE NUMBER OF CONTACT PERSON CONCERNING DATA  
 SUBMITTED ON THIS FORM: KORY DUBIN, REGULATORY AFFAIRS,

2. REPORTING COMPANY: FLORIDA POWER & LIGHT COMPANY

4. SIGNATURE OF OFFICIAL SUBMITTING REPORT: 

5. DATE COMPLETED: 12/3/2009

LINE NO.	MONTH REPORTED	FORM PLANT NAME	SUPPLIER	ORIGINAL LINE NUMBER	OLD VOLUME (BBLs)	FORM NO.	COLUMN DESIGNATOR & TITLE	OLD VALUE	NEW VALUE	NEW DELIVERED PRICE (\$/BBL)	REASON FOR REVISION
(A)	(B)	(C)	(D)	(E)	(F)	(G)	(H)	(I)	(J)	(K)	(L)
1	NONE										


**MONTHLY REPORT OF COST AND QUALITY OF COAL FOR ELECTRIC PLANTS  
ORIGIN, TONNAGE, DELIVERED PRICE AND AS RECEIVED QUALITY**

1. Report For Month/Yr: **October 2009**

4. Name, Title & Telephone Number of Contact  
Person Concerning Data Submitted on this Form: **Terry Keith (305-552-4334)**

2. Reporting Company: **Florida Power & Light**

5. Signature of Official Submitting Report:



3. Plant Name: **St. Johns River Power Park (SJRPP)**

6. Date Completed:

**November 10, 2009**

Line No.	Supplier Name	Mine Location	Purchase Type	Transportation Mode	Tons	Effective Purchase Price (\$/Ton)	Total Trans Cost (\$/Ton)	FOB Plant Price (\$/Ton)	As Received Coal Quality			
									Sulfur Content (%)	Btu Content (%)	Ash Content (%)	Moisture Content (%)
(a)	(b)	(c)	(d)	(e)	(f)	(g)	(h)	(i)	(j)	(k)	(l)	(m)
1	CONSOL Energy Sales Compan	08,KY,025	LTC	UR	2,387			141.98	1.88	12,225	9.91	7.58
2	Coal Marketing Company	45,IM,999	LTC	OC	51,654			55.54	0.60	11,161	8.77	13.13
3	Foundation Coal Corp. / Emeral	02,PA,059	S	UR	2,314			144.03	1.88	12,969	8.40	6.41
4	Patriot Coal Sales	08,WV,005	LTC	UR	4,633			135.31	0.99	11,761	13.30	6.80

**EDITED COPY**


**MONTHLY REPORT OF COST AND QUALITY OF COAL FOR ELECTRIC PLANTS  
DETAIL OF INVOICE PURCHASE PRICE**

1. Report For Month/Yr: **October 2009**

4. Name, Title & Telephone Number of Contact  
Person Concerning Data Submitted on this Form: **Terry Keith (305-552-4334)**

2. Reporting Company: **Florida Power & Light**

5. Signature of Official Submitting Report:



3. Plant Name: **St. Johns River Power Park (SJRPP)**

6. Date Completed: **November 10, 2009**

Line No.	Supplier Name	Mine Location	Purchase Type	Tons	FOB Mine Price (\$/Ton)	Short Haul & Loading Charge	Original Invoice Price (\$/Ton)	Retro-active Price Increases (\$/Ton)	Base Price (\$/Ton)	Quality Adjustments (\$/Ton)	Effective Purchase Price (\$/Ton)
(a)	(b)	(c)	(d)	(e)	(f)	(g)	(h)	(i)	(j)	(k)	(l)
1	CONSOL Energy Sales Company	08,KY,025	LTC	2,387		0.00		0.00		0.00	
2	Coal Marketing Company	45,IM,999	LTC	51,654		0.00		0.00		0.00	
3	Foundation Coal Corp. / Emerald	02,PA,059	S	2,314		0.00		0.00		0.00	
4	Patriot Coal Sales	08,WV,005	LTC	4,633		0.00		0.00		0.00	

**EDITED COPY**


**MONTHLY REPORT OF COST AND QUALITY OF COAL FOR ELECTRIC PLANTS  
DETAIL OF TRANSPORTATION CHARGES**

1. Report For Month/Yr: **October 2009**

4. Name, Title & Telephone Number of Contact  
Person Concerning Data Submitted on this Form: **Terry Keith (305-552-4334)**

2. Reporting Company: **Florida Power & Light**

5. Signature of Official Submitting Report:



3. Plant Name: **St. Johns River Power Park (SJRPP)**

6. Date Completed:

**November 10, 2009**

Line No.	Supplier Name	Mine Location	Shipping Point	Transportation Mode	Tons	Effective Purchase Price (\$/Ton)	Short Haul & Loading Charge (\$/Ton)	Rail Charges		Waterborne Charges					Total Transport Charges (\$/Ton)	FOB Plant Price (\$/Ton)
								Rail Rate (\$/Ton)	Other Rail Charges (\$/Ton)	River Barge Rate (\$/Ton)	Trans-loading Rate (\$/Ton)	Ocean Barge Rate (\$/Ton)	Other Water Charges (\$/Ton)	Related Charges (\$/Ton)		
(a)	(b)	(c)	(d)	(e)	(f)	(g)	(h)	(i)	(j)	(k)	(l)	(m)	(n)	(o)	(p)	(q)
1	CONSOL Energy Sales Comp	08,KY,025	JONES FORK	UR	2,387		0.00		0.00	0.00	0.00	0.00	0.00	0.00		141.98
2	Coal Marketing Company	45,IM,999	EL CERREJON	OC	51,654		0.00		0.00	0.00	0.00	0.00	0.00	0.00		55.54
3	Foundation Coal Corp. / Emer	02,PA,059	EMERALD MINE	UR	2,314		0.00		0.00	0.00	0.00	0.00	0.00	0.00		144.03
4	Patriot Coal Sales	08,WV,005	HOBET 21	UR	4,633		0.00		0.00	0.00	0.00	0.00	0.00	0.00		135.31

**EDITED COPY**

**MONTHLY REPORT OF COST AND QUALITY OF COAL FOR ELECTRIC PLANTS  
ORIGIN, TONNAGE, DELIVERED PRICE, AND AS RECEIVED QUALITY**

1. Reporting Month: **September** Year: **2009**  
 2. Reporting Company: **FLORIDA POWER & LIGHT COMPANY**  
 3. Plant Name: **R.W.SCHERER**

4. Name, Title & Telephone Number of Contact Person Concerning Data  
 Submitted on this Form: Terry Keith  
 (305) 552-4334

5. Signature of Official Submitting Report:  
 6. Date Completed: 17-Nov-09

*Kenneth Broadway*

Line No. (a)	Supplier Name (b)	Mine Location (c)	Purchase Type (d)	Transport Mode (e)	Tons (f)	Purchase Price (\$/Ton) (g)	Effective Transport Charges (\$/Ton) (h)	Total FOB Plant Price (\$/Ton) (i)	Sulfur Content (%) (j)	Btu Content (Btu/lb) (k)	Ash Content (%) (l)	Moisture Content (%) (m)
(1)	FOUNDATION COAL WEST	19/WY/5	S	UR	8,370.10	8.973	24.50	33.473	0.38	8,345	4.48	29.87
(2)	FOUNDATION COAL WEST	19/WY/5	S	UR	16,733.00	11.826	24.51	36.336	0.38	8,443	4.61	29.26
(3)	BUCKSKIN MINING COMPANY	19/WY/5	S	UR	8,369.52	11.156	24.57	35.726	0.30	8,377	4.51	29.77
(4)	COAL SALES, LLC	19/WY/5	S	UR	10,236.69	9.644	24.56	34.204	0.33	8,489	4.57	29.47
(5)	COAL SALES, LLC	19/WY/5	S	UR	10,266.46	8.125	24.53	32.655	0.30	8,228	4.91	30.18
(6)	KENNECOTT COAL SALES	19/WY/5	S	UR	20,337.12	10.613	24.51	35.123	0.27	8,881	5.00	25.52
(7)	COAL SALES, LLC	19/WY/5	S	UR	23,387.04	14.465	24.56	39.025	0.19	8,677	4.53	27.44
(8)	BUCKSKIN MINING COMPANY	19/WY/5	S	UR	74,900.28	10.860	24.54	35.200	0.28	8,391	4.49	29.60
(9)	KENNECOTT COAL SALES	19/WY/5	S	UR	22,425.37	11.921	24.57	36.491	0.33	8,311	5.45	29.78
(10)	COAL SALES, LLC	19/WY/5	S	UR	15,430.05	10.076	24.50	34.576	0.20	8,693	4.52	27.28
(11)	COAL SALES, LLC	19/WY/5	S	UR	15,418.91	8.771	24.58	33.351	0.19	8,597	4.49	27.87



**MONTHLY REPORT OF COST AND QUALITY OF COAL FOR ELECTRIC PLANTS  
DETAILED PURCHASED COAL INVOICE INFORMATION**

1. Reporting Month: **September** Year: **2009**  
 2. Reporting Company: **FLORIDA POWER & LIGHT COMPANY**  
 3. Plant Name: **R.W.SCHERER**

4. Name, Title & Telephone Number of Contact Person Concerning Data  
 Submitted on this Form: Terry Keith  
 (305) 552-4334  
 5. Signature of Official Submitting Report: *Kenneth Brookway*  
 6. Date Completed: 17-Nov-09

Line No.	Supplier Name	Mine Location	Purch. Type	Tons	FOB Mine Price (\$/Ton)	Shorthaul & Loading Charges (\$/Ton)	Original Invoice Price (\$/Ton)	Retroactive Price Increase (\$/Ton)	Base Price (\$/Ton)	Quality Adjustments (\$/Ton)	Effective Purchase Price (\$/Ton)
(a)	(b)	(c)	(d)	(e)	(f)	(g)	(h)	(i)	(j)	(k)	(l)
(1)	FOUNDATION COAL WEST	19/WY/5	S	8,370.10	9.095	-	9.095	-	9.095	(0.122)	8.973
(2)	FOUNDATION COAL WEST	19/WY/5	S	16,733.00	11.770	-	11.770	-	11.770	0.056	11.826
(3)	BUCKSKIN MINING COMPAN	19/WY/5	S	8,369.52	11.182	-	11.182	-	11.182	(0.026)	11.156
(4)	COAL SALES, LLC	19/WY/5	S	10,236.69	9.656	-	9.656	-	9.656	(0.012)	9.644
(5)	COAL SALES, LLC	19/WY/5	S	10,266.46	8.191	-	8.191	-	8.191	(0.066)	8.125
(6)	KENNECOTT COAL SALES	19/WY/5	S	20,337.12	10.540	-	10.540	-	10.540	0.073	10.613
(7)	COAL SALES, LLC	19/WY/5	S	23,387.04	14.893	-	14.893	-	14.893	(0.428)	14.465
(8)	BUCKSKIN MINING COMPAN	19/WY/5	S	74,900.28	10.700	-	10.700	-	10.700	(0.040)	10.660
(9)	KENNECOTT COAL SALES	19/WY/5	S	22,425.37	11.984	-	11.984	-	11.984	(0.063)	11.921
(10)	COAL SALES, LLC	19/WY/5	S	15,430.05	9.921	-	9.921	-	9.921	0.155	10.076
(11)	COAL SALES, LLC	19/WY/5	S	15,418.91	8.695	-	8.695	-	8.695	0.076	8.771

**MONTHLY REPORT OF COST AND QUALITY OF COAL FOR ELECTRIC PLANTS  
DETAILED TRANSPORTATION INVOICE INFORMATION**

1. Reporting Month: **September** Year: **2009**  
 2. Reporting Company: **FLORIDA POWER & LIGHT COMPANY**  
 3. Plant Name: **R.W.SCHERER**

4. Name, Title & Telephone Number of Contact Person Concerning Data  
 Submitted on this Form: Terry Keith  
 (305) 552-4334

5. Signature of Official Submitting Report: *Genneth Brinkley*

6. Date Completed: 17-Nov-09

Line No.	Supplier Name	Mine Location	Shipping Point	Transport Mode	Tons	Effective Purchase Price (\$/Ton)	Additional Shorthaul & Loading Charges (\$/Ton)	Rail Charges		Waterborne Charges				Other Related Charges (\$/Ton)	Total Transportation Charges (\$/Ton)	FOB Plant Price (\$/Ton)
								Rail Rate (\$/Ton)	Other Rail Charges (\$/Ton)	River Barge Rate (\$/Ton)	Trans-loading Rate (\$/Ton)	Ocean Barge Rate (\$/Ton)	Other Water Charges (\$/Ton)			
(a)	(b)	(c)	(d)	(e)	(f)	(g)	(h)	(i)	(j)	(k)	(l)	(m)	(n)	(o)	(p)	(q)
(1)	FOUNDATION COAL WEST	19/WY/5	EAGLE JCT, WY	UR	8,370.10	8.973	-	24.50	-	-	-	-	-	-	24.50	33.473
(2)	FOUNDATION COAL WEST	19/WY/5	EAGLE JCT, WY	UR	16,733.00	11.826	-	24.51	-	-	-	-	-	-	24.51	36.336
(3)	BUCKSKIN MINING COMPANY	19/WY/5	BUCKSKIN JCT, WY	UR	8,369.52	11.156	-	24.57	-	-	-	-	-	-	24.57	35.726
(4)	COAL SALES, LLC	19/WY/5	CABALLO JCT, WY	UR	10,236.69	9.644	-	24.56	-	-	-	-	-	-	24.56	34.204
(5)	COAL SALES, LLC	19/WY/5	RAWHIDE JCT, WY	UR	10,266.46	8.125	-	24.53	-	-	-	-	-	-	24.53	32.655
(6)	KENNECOTT COAL SALES	19/WY/5	CONVERSE JCT, WY	UR	20,337.12	10.613	-	24.51	-	-	-	-	-	-	24.51	35.123
(7)	COAL SALES, LLC	19/WY/5	NACCO JCT, WY	UR	23,387.04	14.465	-	24.56	-	-	-	-	-	-	24.56	39.025
(8)	BUCKSKIN MINING COMPANY	19/WY/5	BUCKSKIN JCT, WY	UR	74,900.28	10.660	-	24.54	-	-	-	-	-	-	24.54	35.200
(9)	KENNECOTT COAL SALES	19/WY/5	CORDERO JCT, WY	UR	22,425.37	11.921	-	24.57	-	-	-	-	-	-	24.57	36.491
(10)	COAL SALES, LLC	19/WY/5	NACCO JCT, WY	UR	15,430.05	10.076	-	24.50	-	-	-	-	-	-	24.50	34.576
(11)	COAL SALES, LLC	19/WY/5	NACCO JCT, WY	UR	15,418.91	8.771	-	24.58	-	-	-	-	-	-	24.58	33.351

## CERTIFICATE OF SERVICE

**I, THE UNDERSIGNED COUNSEL, HEREBY CERTIFY** that copies of Florida Power & Light Company's forms 423-1, 423-1(a), and 423-1(b) for the month of October 2009, copies of St. Johns River Power Park edited forms 423-2, 423-2(a), and 423-2(b) for the month of October 2009; and copies of Plant Scherer forms 423-2, 423-2(a), and 423-2(b) for the month of September 2009 have been served via first class mail, postage prepaid to the parties listed below this 17th day of December, 2009.

Lisa Bennett, Esq.  
Division of Legal Services  
Florida Public Service Commission  
2540 Shumard Oak Blvd.  
Tallahassee, Florida 32399-0850

Lee L. Willis, Esq.  
James D. Beasley, Esq.  
Ausley & McMullen  
Attorneys for Tampa Electric  
P.O. Box 391  
Tallahassee, Florida 32302

John W. McWhirter, Jr., Esq.  
McWhirter & Davidson, P.A.  
Attorneys for FIPUG  
P.O. Box 3350  
Tampa, Florida 33602

Jeffrey A. Stone, Esq.  
Russell A. Badders, Esq.  
Beggs & Lane  
Attorneys for Gulf Power  
P.O. Box 12950  
Pensacola, Florida 32576-2950

Robert Scheffel Wright, Esq.  
Jay T. LaVia, III, Esq.  
Young van Assenderp, P.A.  
Attorneys for Florida Retail Federation  
225 South Adams Street, Suite 200  
Tallahassee, FL 32301

Shayla L. McNeill, Capt. USAF  
AFLSA/JACL-ULT  
Counsel for Federal Executive Agencies  
139 Barnes Drive, Ste 1  
Tyndall AFB, FL 32403-5319

J. R. Kelly, Esq.  
Charles J. Rehwinkel, Esq.  
Charles Beck, Esq.  
Office of Public Counsel  
c/o The Florida Legislature  
111 West Madison Street, Room 812  
Tallahassee, Florida 32399

John T. Burnett, Esq.  
Progress Energy Service Company, LLC  
P.O. Box 14042  
St. Petersburg, Florida 33733-4042

Norman H. Horton, Jr., Esq.  
Floyd R. Self, Esq.  
Messer, Caparello & Self  
Attorneys for FPUC  
P.O. Box 1876  
Tallahassee, Florida 32302-1876

James W. Brew, Esq.  
Attorney for White Springs  
Brickfield, Burchette, Ritts & Stone, The P.C.  
1025 Thomas Jefferson Street, NW  
Eighth Floor, West Tower  
Washington, DC 2007-5201

Jon C. Moyle and Vicki Kaufman  
Keefe, Anchors Gordon & Moyle, P.A.  
118 N. Gadsden St.  
Tallahassee, FL 32301  
Co-Counsel for FIPUG

By: \_\_\_\_\_



John T. Butler  
FL Bar No. 283479