

ROSE, SUNDSTROM & BENTLEY, LLP

www.rsbatorneys.com

Please Respond to the Longwood Office

FREDERICK L. ASCHAUER, JR.
CHRIS H. BENTLEY, P.A.
ROBERT C. BRANNAN
F. MARSHALL DETERDING
MARTIN S. FRIEDMAN, P.A.
JOHN J. FUMERO, P.A.
BRIDGET M. GRIMSLEY
JOHN R. JENKINS, P.A.
KYLE L. KEMPER

CHRISTIAN W. MARCELLI
STEVEN T. MINDLIN, P.A.
THOMAS F. MULLIN
CHASITY H. O'STEEN
WILLIAM E. SUNDSTROM, P.A.
DIANE D. TREMOR, P.A.
JOHN L. WHARTON

ROBERT M.C. ROSE, (1924-2006)

March 22, 2010

HAND DELIVERY

RECEIVED-FPSC
10 MAR 22 PM 3:59
COMMISSION CLERK

Ann Cole, Commission Clerk
Office of Commission Clerk
Florida Public Service Commission
2540 Shumard Oak Boulevard
Tallahassee, FL 32399

Re: Docket No. 090402-WS; Application for Increase in Water and Wastewater Rates in
Seminole County by Sanlando Utilities Corporation.
Our File No.: 30057.183

Dear Ms. Cole:

Enclosed for filing in the above-referenced docket is the response of Sanlando
Utilities Corporation (the "Utility") to Staff's second data request dated March 10, 2010.
Staff has requested the following information in order to complete its analysis in the above-
referenced docket.

It is the Utility's burden to justify its requested costs. By letter dated November 22,
2007, pursuant to Rule 25-30.436(6), F.A.C., the Utility through counsel provided their final
actual rate case expense incurred for Docket No. 060258-WS. The total rate case expense
for WSC employees was \$32,503. In Order No. PSC-07-0205-PAA-WS, the Utility was
allowed \$40,007 or 975 hours for WSC employees. In the current rate case, the Utility is
requesting 2,200 total hours for WSC employees. This is a 226% increase in hours for WSC
employee hours from 2006.

COM
APA
ECR
GCL
RAD
SSC
ADM
OPC
CLK

- 1. Please explain what is so significant in this current rate case compared to
Sanlando's last rate case causing the need for the 226% increase in WSC
employee hours.
(a) Please provide any additional documentation to support the WSC
employee's hours estimated to complete the rate case.

47CD

+

DOCUMENT NUMBER DATE
02047 MAR 22 09
FPSC-COMMISSION CLERK

RESPONSE: There are a few significant factors in the current rate case, apart from inflation, that have contributed to the 226% increase in the amount for WSC employees. As Staff and Commission are aware, the issues involved in each rate case are unique. Some of the unique costs include the Utility's time in investigating and responding to Staff's October 13, 2009 letter regarding a potential show cause proceeding. The Utility had to acquire a bond to secure interim rates (which is more expensive than a corporate undertaking). Like in the previous rate case, the Office of Public Counsel ("OPC") has intervened, which suggests more requests for information and time spent responding thereto than in proceeding without OPC intervention.

The Utility is also more accurately capturing the costs associated with the rate case. Previously the Utility did not capture the time spent by the billing department (for implementing rate changes, prorating calculations, reviewing and mailing customer notices, etc.). This is demonstrated by a comparison of the Schedule B-10 filed in each docket. In Docket 060258-WS, the Utility's Schedule B-10 only included the activities of seven WSC employees and was limited in the rate case activities it listed. The Utility's Schedule B-10 in the current proceeding lists sixteen employees reflecting a broader range of rate case activities. The Utility is now able to include these activities with the time entry portion of JDE, and as a result, these costs are now being captured. The same is true of mailroom clerks and administrative assistants. Moreover, the Utility has also made an effort to perform all audit facilitation in house to minimize temporary and consultant services.

Lastly, the Utility would like to point out that these are estimates to complete the rate case. The 226% figure is a comparison of *actual* rate case expense and *estimated* rate case expense. Since the Utility is limited to its estimated rate case expense, it must make reasonable estimates based on what *may* happen given the history of the system's prior cases and current circumstances. Staff and the Commission will then analyze what *actually* happened in the docket when considering the amount of rate case expense to allow. In sum, the estimated rate case expense and actual rate case expense are based on completely distinct sets of assumptions and therefore are not reasonably comparable.

2. Again, by letter dated November 22, 2007, pursuant to Rule 25-30.436(6), F.A.C., the Utility through counsel provided their final actual rate case expense incurred for Docket No. 060258-WS. The total rate case expense for expenses and fees related to notices, mailings, and other was \$9,902. In Order No. PSC-07-0205-PAA-WS, the Utility was allowed \$16,249 for customer notices. At that time, there were four mailings for 10,108

customers. In the current rate case, the Utility has only 46 more customers, totaling 10,154 customers and only three mailings. The Utility is requesting \$20,063 for customer notices, postage, copies, and stock. There is only a half of a percent increase in the number of customers with only three mailings compared to four mailings in the last rate case. Please justify and provide documentation for the need of such a large increase in fees related to customer notices for this current rate case when the total for the 2006 rate case only amounted to \$9,902.

RESPONSE: The Utility made a calculation error in its rate case expense estimate. The Utility assumed four notices instead of three in its original estimate and inadvertently overlooked changing the number of notices when the update was provided. Additionally, the Utility took the average of the number of bills mailed to water customers throughout the course of the test year instead of Staff's 10,154 customer count.

The Utility calculated the \$17,520 as follows:

(Number of Total Bills from MFR Schedule E-3/12 months) = number of approximate notices to get mailed out*4 notices*the price of a stamp at the time of \$0.44 = $(122,228/12)*4*0.44 = \$17,519.34$.

The Utility calculated the \$2,143 as follows:

(Number of Total Bills from MFR Schedule E-3/12 months) = number of approximate notices to get mailed out*4 notices*the approximate price of envelope = $(122,228/12)*4*0.0526 = \$2,143.06$.

The Utility used four notices from the last rate case in its original estimate, not the three mentioned in Staff's Second Data Request. This is because at the outset of a rate case, the Utility must assume that four notices will be mailed. It should have updated this count to three notices when the Initial Customer Notice and Notice of Interim Rates were able to be combined. The Utility also unintentionally used the regular postage rate of \$0.44 per mailed item instead of the Utility's presorted rate at 0.357 per item mailed. The adjustment would be a reduction of \$6,644.41 for customer notices, postage (calculation follows) and a reduction of \$540.76 for customer notices, stock.

$(10,154)*3*0.357 = \$10,874.93$; $\$17,519.34 - \$10,874.93 = \$6,644.41$

$(10,154)*3*0.0526 = \$1,602.30$; $\$2,143.06 - \$1,602.30 = \$540.76$

Listed on MFR Schedules B-5 and B-6, the Utility reports adjusted total annual transportation expense of \$76,326 for water and \$59,727 for wastewater.

3. Please provide documentation for the following items relating to the 2008 test year transportation expenses:
 - (a) How much of those costs were for fuel?
 - (b) What were the total number of fuel gallons purchased?

RESPONSE: The Utility's MFRs recorded per books transportation expenses of \$84,081 for water and \$65,294 for wastewater. Of these amounts, \$99,520.41 was booked to the fuel account (object account 6215) of the Utility's books. The remaining adjustment of \$(13,777) is explained in the attached workpaper titled, "Sanlando Transportation Adjustment."

The Utility cannot determine the total gallons of fuel purchased for Sanlando Utility Corp. because Utilities, Inc. (the Utility's parent) utilized GE Capital Fleet to manage its entire fleet, but recently the Company has switched vendors. Customarily, Utilities, Inc. would receive the allocated amounts from a GE Fleet report along with their invoice. GE would provide an accounting of the costs by state cost center, which were then booked appropriately. Please see the attached GE Fleet invoices with division report in the attached item titled, "GE Fleet Invoices.pdf". At that point, the state cost center would allocate the costs based on ERC percentage. A breakout has been supplied for the November allocation in the included MS Excel file titled "Allocation Example.xlsx" to better illustrate the flow of the transportation costs (see enclosed data disc).

4. Regarding the Utility's Project Phoenix, please explain why the Utility decided to implement Project Phoenix as opposed to upgrading the Utility's Legacy billing system. Please provide any cost/benefit analyses associated with this decision.

RESPONSE: UI's legacy customer care and billing system was fully customized and no longer supported by the original sole source software vendor. The individual who developed the billing system was physically unable to maintain the system any longer. Consequently, there was an inability to upgrade the legacy system to meet current and future business requirements or to be assured that the billing system could provide reliable

performance. It was originally installed in 1987, and in the 20 years since, had received limited updates and revisions. The system had numerous weaknesses including:

- Customer and premise information were linked in one account. As residents moved and terminated service, the service order history at the original premise was purged making prior service activities unavailable for use by accounting, regulatory, and operations staff. This resulted in the permanent loss of valuable information.
- Field personnel did not have direct access to the legacy billing system. Instead, they were sent daily service orders, typically by fax transmission that was then carried into the field, notations made on it, then faxed back to Customer Service. The data was then entered and the service order closed. This process required service orders to pass through multiple hands in a time consuming process before the service order was completed. There was also a significant time lag between each step.
- Because the process was manually intensive, it led to untimely responses due to incomplete fax transmissions and other frequent delays. Service orders that were not promptly completed resulted in increased customer dissatisfaction and complaints with the process.
- As customers moved from one premises to another within a given service area, or from one subsidiary to another, they were issued a new account number with each new premises location. The legacy billing system did not offer a means of tracking specific customers and transferring payment information, service history, deposits and billed services (current balance) from one account to another in a seamless fashion.

CC&B allows the Utility to focus on either a customer, a premises or both. Field activity information at a premises is stored in the records indefinitely, allowing field personnel to retain prior history of past service issues at a specific location. This allows staff to analyze site-specific maintenance and repair activity as well as aggregate data from a larger area. This provides an opportunity to cost effectively determine whether to repair or replace equipment or lines at a premise or to address systemic or chronic problems throughout the neighborhood. In addition, CC&B automates field activities in many ways. A background process makes key decisions regarding the timing and distribution of field activity assignments. CC&B simplifies the uploading and downloading to hand-held devices. The system allows the field operators to complete field activities in a real time environment so that Customer Service Representatives ("CSRs") have the information available to them as soon as the order is completed.

The CC&B system has several other improvements when compared to the legacy system. For instance, the billing estimation function is improved. It now includes a three-tiered process that incorporates customer history from the previous year's consumption for the same time period, trends customer history for the last three to six months, and trends data from the customer's trend area (CIS Division) and trend class (Residential and Commercial). In addition to the billing estimation function, the system also provides for the automatic proration of billings based on number of days in a read period or bill period. This functionality has streamlined bill proration issues that handicapped the issuance of bills in the past.

CC&B also allows for the automated dispatching of Field Orders and Field Activities to operators for a more timely response to customer and service issues. The system allows for an efficient means of billing customers who have one account, but more than one premises. It offers the means to link on one bill consumption data for separate water and reuse meters at the same premise. It offers a consumption history chart on each bill to illustrate the trailing 12 months' usage pattern.

CC&B allows CSRs to have access to more customer history and information to better answer customer questions by providing both a history of meter reads and a history of billings. In comparison, the Legacy system only held the previous twelve months' data. Field staff now has real time access to customer premise and service point information as well as meter data and meter readings.

The system allows account numbers to stay with the customer for life. This gives the Utility the ability to track a customer from location to location. The system produces randomly generated account numbers, which has reduced the number of misapplied payments caused by data entry errors. CC&B provides CSRs with an enhanced screen display that aids the CSRs in resolving customer account, service, and billing issues. The Legacy system required moving from one screen to another.

CC&B features an automatic collections and severance process which reduces input errors, and as a result accidental disconnections for a customer for non-payment have been greatly reduced. It supports multiple bill payment options and offers the opportunity to implement additional payment options for the benefit of the customers. And finally, updates to the system are real time with respect to the completion of field activities, customer payments, adjustments and customer information. Both CSRs and field staff are

able to terminate severance activity upon real time posting of payment resulting in fewer customers have their service cut off for non-payment.

There have been many advantages and improvements to Utilities, Inc. and its subsidiaries since the implementation of Project Phoenix, and there are many more that will be realized over time, but, at this point it is difficult to determine the quantifiable cost savings and benefits because the system is still being acclimated to all aspects of the Utility. Utilities, Inc. is developing a series of metrics to be used to assess and evaluate customer service activities.

5. How long was the Utility's Legacy billing system in service before being replaced by the Phoenix Project?

RESPONSE: The legacy billing system was in service for 21 years (1987 to 05/31/2008).

6. Please provide staff with the allocation percentages relating to the Phoenix Project for Miles Grant Water and Sewer Company, Wedgefield Utilities, Inc., and the North Carolina system before they were sold.

RESPONSE: The allocation percentages related to Project Phoenix would have been determined as of December 31, 2007. The system went live on December 2, 2007, and the closest allocation period would be the end of that December. Please see the attached file titled "December 2007 Allocations" for the allocation percentages for all companies regarding the costs for Project Phoenix (equally distributed based off of ERCs). Specifically, the percentages for Miles Grant Water and Sewer Company and Wedgefield Utilities, Inc. were 0.747% and 1.056%, respectively.

7. Please provide staff with the allocation percentages relating to the Phoenix Project for any other system divested by Utilities, Inc. since January of 2008.

RESPONSE: **RESPONSE:** The following companies have been sold since the implementation of Project Phoenix:

Company Name	JDE Company Number	GLAP Company Number	Date Sold
Holiday Service Corp.	170	50	06/01/2008
Charleston Utilities, Inc.	370	65	06/01/2008
Harrco Utilities, Corp.	180	33	10/01/2008
County Line Water Co.	116	11	05/31/2009
Eastlake Water Service	243	64	05/31/2009
South Gate Utilities, Inc.	258	105	07/06/2009
Pebble Creek Utilities, Inc.	244	66	07/21/2009
North Topsail Utilities, Inc.	189	120	08/31/2009
Miles Grant Water & Sewer Co.	253	91	11/09/2009
Hutchinson Island Irrigation Company	254	94	11/09/2009
Utilities, Inc. of Hutchinson Island	261	108	11/09/2009
Wedgfield Utilities, Inc.	247	69	11/18/2009

The attached allocation schedule titled "September 30 2009 Allocation Percentages" shows the ERCs as of September 30, 2009, and also includes any divestments the company has made above. If, however, Staff is requesting the ERC percentages at the time Project Phoenix went live, that information is supplied as part of the Utility's response to Item No. 6, above.

8. The following questions relate to the insurance solicitation (see attachment) that Utilities, Inc. has been mailing to its customers on behalf of Technology Insurance Company:
- (a) Were the insurance solicitations mailed to all Utilities, Inc. customers in Florida or were they mailed to customers in other states as well?
 - (b) How often are the insurance solicitations mailed to Utilities, Inc. customers?
 - (c) To date, how many customers have signed up for the insurance?
 - (d) Does Utilities, Inc. receive any compensation from Technology Insurance Company? If so, how much?
 - (e) What are the expenses associated with mailing out the insurance solicitations?

- (f) How much administrative time does it take Utilities, Inc. to mail the insurance solicitations?
- (g) Which Utilities, Inc. employees prepare and mail the insurance solicitations?
- (h) What is the relationship between Utilities, Inc. and Technology Insurance Company?
- (i) If any of the Utilities, Inc. customers have a claim with Technology Insurance Company, who performs the repair work?

RESPONSE:

- (a) The insurance solicitations were mailed to all Utilities, Inc. customers in all states in which Utilities, Inc. provides service.
- (b) The solicitations are mailed by Home Service USA quarterly to Utilities, Inc. customers.
- (c) Eighty (80) customers of Sanlando Utilities Corporation have signed up for the service as of March 15, 2010.
- (d) Utilities, Inc. does not receive compensation from Technology Insurance Company ("TIC"). Instead, TIC's parent corporation, Home Service USA, pays Utilities, Inc. a percentage of premiums paid.
- (e) Utilities, Inc. does not incur any expenses with mailing out the solicitations.
- (f) Utilities, Inc. spends at most approximately one hour per month in administrative time in connection with Home Service USA's mailings.
- (g) Utilities, Inc. does not have any employees that prepare or mail the solicitations.
- (h) Utilities, Inc. has a contractual relationship with Home Service USA (the parent of TIC).
- (i) Home Service USA contracts a plumber or contractor to perform any necessary repair work. None of the work is performed by Utilities, Inc. employees.

RE: Quality of service concerns brought up at the February 23, 2010, Sanlando Utilities Corporation customer meeting and recent correspondence: (Customer James Millett, 3983 Lancashire Lane) Meter boxes at the Wekiva Hunt Club Condominiums are off grade and need to be addressed by the utility. Mr. Millett has also had difficulties with contacting an appropriate utility representative to plan for service visits, as well as obtaining customer support coordination over problems that may be the customer's responsibility. Staff has seen the condition of at least two meter boxes at Wekiva Hunt Club Condominiums that are significantly off grade.

9. Please answer the following questions relating to quality of service.
- (a) What is the utility's policy concerning meter box locations?
 - (b) What is the Utility's policy in responding to customer concerns over leaks?
 - (c) What is the usual response time between a customer's call about leaks and the Utility's site visit in response to the call?
 - (d) Also, what is the Utility's policy regarding support given to customers to help reduce any additional costs for problems that may be the customer's responsibility?

RESPONSE:

(a) The Utility typically places meter boxes at finished grade, within a Utility easement, often just outside the road right-of-way, and adjacent to the customer's lot line. In the case of Mr. Millett's concerns at the Wekiva Hunt Club Condominiums, two adjacent meter boxes were found to be above grade due to the growth of tree roots from an adjacent tree that pushed up the two boxes on one side. The two boxes were recently reset to finished grade after removing the conflict. A third meter box, not associated with the first two, was also found to be situated with the top sticking above the surrounding ground. This third meter box was also reset to grade recently. All of the other meter boxes in the complex are set up in banks of four that reflect the grouping of the condo buildings in groups of four. All of the other meter boxes were found to be at proper grade.

(b) Whenever a customer contacts the Utility to report a water or sewer leak, it is customary to respond within one business day to investigate the report, determine the extent of the leak, and identify whether the Utility or customer has ownership of the problem. Customer calls are noted in CC&B based on the premise address for future reference.

(c) The Utility normally responds to all reported leaks within one business day, if not sooner. If a leak is reported after normal business hours, on weekends, or on holidays, it is customary to respond within 24 hours. But also taking into consideration the description of the leak, its location, manpower constraints, or other pertinent factors, the Utility may delay a response to the next business day.

(d) If the Utility's investigation indicates that a leak is the customer's responsibility, Utility personnel will communicate with the customer, either verbally or by door hanger, that the customer is responsible for making repairs. The Utility does not offer plumbing services and does not typically make repairs to customers' plumbing except in the case where Utility personnel may have to make repairs to the Utility's water or sewer infrastructure at the point of connection. If the leak is the Utility's responsibility, then repairs are done at that time or scheduled appropriately.

RE: In the Utility's February 5, 2010 response to Mr. Stein's correspondence concerning a leaking gate valve near the intersection of N. Marcy Drive and E.E. Williamson Road, the Utility indicated that it is making an effort to locate repair parts.

10. What is the current status of this valve? If it is still leaking, when will it be replaced or fixed?


RESPONSE: The gate valve located on the northwest corner of E.E. Williamson Road and N. Marcy Drive continues to leak. It is scheduled to be replaced on or about April 5, 2010. This coincides with the beginning of Seminole County School Board's scheduled spring break. The valve replacement will require a scheduled outage of Woodlands Elementary School in addition to approximately two dozen customers due to the configuration of the distribution system and the location of the nearest isolation valves. The school has been notified that an outage will occur. A boil water advisory will be issued to the school and affected customers due to the outage. Water samples will be collected and analyzed after the work is completed. The small amount of water lost in the intervening time period

Ann Cole, Commission Clerk
Office of Commission Clerk
Florida Public Service Commission
March 22, 2010
Page 12

because of the leaking valve does not warrant an outage that would cause the elementary school to be without water service for an extended time period. The valve replacement will be done by Utility staff.

Should you or the Staff have any questions regarding this filing, please do not hesitate to give me a call.

Very truly yours,


CHRISTIAN W. MARCELLI
For the Firm

CWM/der
Enclosures

cc: Steve M. Lubertozi, Executive Director of Regulatory Accounting and Affairs
(w/enclosures) (via e-mail)
Kirsten E. Weeks, Manager of Regulatory Accounting (w/enclosures) (via e-mail)
Patrick C. Flynn, Regional Director (w/enclosures) (via e-mail)
John Williams, Director of Government Affairs (w/enclosures) (via e-mail)
Mr. Frank Seidman (w/enclosures) (via e-mail)
Ms. Deborah Swain (w/enclosures) (via e-mail)
Tonya Linn, Division of Economic Regulation (w/enclosures) (via e-mail)
Lisa Bennett, Esquire, Office of General Counsel (w/enclosures) (via e-mail)

M:\1 ALTAMONTE\UTILITIES INC\SANLANDO\183) 2009 RATE CASE\PSC Clerk 16 (Response to Staff's 2nd Data Request).ltr.doc

Transportation Expense

SANLANDO TRANSPORTATION ADJUSTMENT

2008 TY FL RATE CASES
 TRANSPORTATION EXPENSE PER VEHICLE

w/p b-2

<u>Object Account</u>	<u>Description</u>	<u>2008 Expense</u>	<u># of Vehicles in Florida</u>	<u>Expense Per Vehicle</u>
6215	FUEL	\$427,022	105	\$4,067
6220	AUTO REPAIR/TIRES	147,150.43	105	1,401
6225	AUTO LICENSES	5,949.45	105	57
6230	OTHER TRANS EXPENSES	4,256.92	105	41
		<u>\$584,379</u>		<u>\$5,566</u>

Transportation Expense

Sanlando Utilities Corporation

	<u>Expense Per Vehicle</u>	<u>ERC Percentage</u>	<u>Transportation Expense</u>
Bailey, Alan	\$5,566	100.00%	\$5,566
Brown, Donna	\$5,566	100.00%	\$5,566
Callahan, Robert	\$5,566	58.78%	\$3,272
Carver, Nathaniel	\$5,566	41.26%	\$2,296
Coltee Jr, John	\$5,566	82.85%	\$4,611
Cooper, Robert	\$5,566	58.78%	\$3,272
Durham, Rick	\$5,566	22.34%	\$1,243
Ebert, Shawn	\$5,566	58.78%	\$3,272
Finch, Ailan	\$5,566	100.00%	\$5,566
Flynn, Patrick	\$5,566	28.72%	\$1,599
Galarza, Richard	\$5,566	58.78%	\$3,272
Gentiluoci, Domenic	\$5,566	46.10%	\$2,566
Gongre, Bryan	\$5,566	40.66%	\$2,263
Haws, Scotty	\$5,566	22.34%	\$1,243
Hogue, Raymond	\$5,566	70.88%	\$3,945
Hollister, Jimmie	\$5,566	58.78%	\$3,272
Keys, Thomas	\$5,566	100.00%	\$5,566
Leard, Mark	\$5,566	58.78%	\$3,272
Learned, Scott	\$5,566	58.78%	\$3,272
Lorenzo, Alexander	\$5,566	100.00%	\$5,566
Marinelli, John	\$5,566	58.78%	\$3,272
Morrell, Mathew	\$5,566	58.78%	\$3,272
Overton, Michael	\$5,566	50.03%	\$2,784
Pennington, Jonathan	\$5,566	58.78%	\$3,272
Pinder, Jeffrey	\$5,566	58.78%	\$3,272
Remigio, Roberto	\$5,566	100.00%	\$5,566
Shue, Mickey	\$5,566	58.78%	\$3,272
Swegheimer, James	\$5,566	100.00%	\$5,566
Tzareff, Paul	\$5,566	100.00%	\$5,566
Wright, Thomas	\$5,566	58.78%	\$3,272
Sudduth, Donald	\$5,566	7.39%	\$411
16 Additional Vehicles	\$89,048	28.72%	\$25,579
			<u>\$135,596</u>

<u>Object Account</u>	<u>Description</u>	<u>Per Books Amount 12/31/2008</u>	<u>Adjustment</u>	<u>Adjusted Total Annual Amount</u>
6215	FUEL	99,520.41		
6220	AUTO REPAIR/TIRES	46,442.59		
6225	AUTO LICENSES	2,296.12		
6230	OTHER TRANS EXPENSES	1,114.22		
		<u>149,373.34</u>	<u>(\$13,776.99)</u>	<u>\$135,596</u>

<u>ERC</u>	<u>ERCs</u>	<u>ERC Percentage</u>	<u>Adjustment Amount</u>
Water ERC	11,798	56.28754%	(7,754.73)
Sewer ERC / Reuse ERC	9,162	43.71246%	(6,022.26)
Reuse ERC		0.00000%	-
Total ERC	<u>20,960</u>	<u>100.00000%</u>	<u>(\$13,776.99)</u>

**ERC COUNT 12/06
FLORIDA FIELD EMPLOYEES**

wfy d-3

Neal, William		System	ERC Count (I)	Percentage to Total	
241100	Tierra Verde	S	2,093.2	14.07%	14.07%
248100	Cypress Lakes	W	1,247.0	8.38%	
248101	Cypress Lakes	S	1,145.5	7.70%	16.09%
250100	Mid-County	S	3,355.0	22.56%	22.56%
Utilities, Inc. of Florida					
252106	Orangewood	W	1,788.3	12.02%	
252107	Orangewood	S	162.0	1.09%	
252125	Summertree	W	1,225.0	8.24%	
252126	Summertree	S	1,023.0	6.88%	
252128	Lake Tarpon	W	433.3	2.91%	31.14%
257100	Bayside	W	242.0	1.63%	
257101	Bayside	S	241.0	1.62%	3.25%
259100	Labrador	W	781.1	5.25%	
259101	Labrador	S	760.7	5.12%	10.37%
262100	Sandy Creek	W	203.8	1.37%	
262101	Sandy Creek	S	171.0	1.15%	2.52%
			14,871.9	100.00%	100.00%

Finch, Jeff		System	ERC Count (I)	Percentage to Total	
241100	Tierra Verde	S	2,093.2	31.13%	31.13%
Utilities, Inc. of Florida					
252106	Orangewood	W	1,788.3	26.59%	
252107	Orangewood	S	162.0	2.41%	
252125	Summertree	W	1,225.0	18.22%	
252126	Summertree	S	1,023.0	15.21%	
252128	Lake Tarpon	W	433.3	6.44%	68.87%
			6,724.8	100.00%	100.00%

Stewart, Malcolm		System	ERC Count (I)	Percentage to Total	
242100	Lake Placid	W	130.7	3.39%	
242101	Lake Placid	S	130.7	3.39%	6.78%
249100	Eagle Ridge	S	1,602.6	41.56%	
249101	Eagle Ridge	S	908.0	23.55%	65.11%
256100	Sandalhaven	S	1,083.9	28.11%	28.11%
			3,855.9	100.00%	100.00%

Chord, Ronald		System	ERC Count (I)	Percentage to Total	
242100	Lake Placid	W	130.7	0.71%	
242101	Lake Placid	S	130.7	0.71%	1.42%
248100	Cypress Lakes	W	1,247.0	6.78%	
248101	Cypress Lakes	S	1,145.5	6.23%	13.01%
249100	Eagle Ridge	S	1,602.6	8.71%	
249101	Eagle Ridge	S	908.0	4.94%	13.65%
250100	Mid-County	S	3,355.0	18.24%	18.24%
Utilities, Inc. of Florida					
252106	Orangewood	W	1,788.3	9.72%	
252107	Orangewood	S	162.0	0.88%	
252125	Summertree	W	1,225.0	6.66%	
252126	Summertree	S	1,023.0	5.56%	
252128	Lake Tarpon	W	433.3	2.36%	25.18%
253101	Miles Grant	W	1,104.7	6.01%	
253102	Miles Grant	S	1,030.2	5.60%	11.61%
256100	Sandalhaven	S	1,083.9	5.89%	5.89%
257100	Bayside	W	242.0	1.32%	
257101	Bayside	S	241.0	1.31%	2.63%
259100	Labrador	W	781.1	4.25%	
259101	Labrador	S	760.7	4.14%	8.38%
			18,394.7	100.00%	100.00%

Wilson, Michael		System	ERC Count (I)	Percentage to Total	
242100	Lake Placid	W	130.7	0.68%	
242101	Lake Placid	S	130.7	0.68%	1.37%
248100	Cypress Lakes	W	1,247.0	6.52%	
248101	Cypress Lakes	S	1,145.5	5.99%	12.51%
249100	Eagle Ridge	S	1,602.6	8.38%	
249101	Eagle Ridge	S	908.0	4.75%	13.12%
250100	Mid-County	S	3,355.0	17.54%	17.54%
Utilities, Inc. of Florida					
252106	Orangewood	W	1,788.3	9.35%	
252107	Orangewood	S	162.0	0.85%	
252125	Summertree	W	1,225.0	6.40%	
252126	Summertree	S	1,023.0	5.35%	

ERC Count Operators 12-07

252128 Lake Tarpon	W	433.3	2.26%	24.21%
253101 Miles Grant	W	1,104.7	5.77%	
253102 Miles Grant	S	1,030.2	5.38%	11.16%
256100 Sandalhaven	S	1,083.9	5.67%	5.67%
257100 Bayside	W	242.0	1.26%	
257101 Bayside	S	241.0	1.26%	2.52%
259100 Labrador	W	781.1	4.08%	
259101 Labrador	S	760.7	3.98%	8.06%
261100 Hutchinson Island	W	195.2	1.02%	
261101 Hutchinson Island	S	167.2	0.87%	1.89%
262100 Sandy Creek	W	203.8	1.07%	
262101 Sandy Creek	S	171.0	0.89%	1.96%
		19,131.9	100.00%	100.00%
Worrall, David	System	ERC Count (I)	Percentage to Total	
241100 Tierra Verde	S	2,093.2	20.77%	20.77%
250100 Mid-County	S	3,355.0	33.28%	33.28%
Utilities, Inc. of Florida				
252106 Orangewood	W	1,788.3	17.74%	
252107 Orangewood	S	162.0	1.61%	
252125 Summertree	W	1,225.0	12.15%	
252126 Summertree	S	1,023.0	10.15%	
252128 Lake Tarpon	W	433.3	4.30%	45.95%
		10,079.8	100.00%	100.00%
Anderson, Daniel	System	ERC Count (I)	Percentage to Total	
Utilities, Inc. of Florida				
252129 Golden Hills	W	532.1	16.01%	
252130 Golden Hills	S	78.8	2.37%	18.38%
260100 Pennbrooke	W	1,465.0	44.09%	
260101 Pennbrooke	S	1,247.0	37.53%	81.62%
		3,322.9	100.00%	100.00%
Bailey, Alan	System	ERC Count (I)	Percentage to Total	
Brown, Donna				
Fisch, Alan				
Kerr, Eugene				
Lozano, Alexander				
Swadlow, James				
Tureff, Paul				
255100 Sanlando	W	11,797.7	56.29%	
255101 Sanlando	S	9,158.0	43.69%	
255102 Sanlando	R	4.0	0.02%	100.00%
		20,959.7	100.00%	100.00%
Blasco, Christopher	System	ERC Count (I)	Percentage to Total	
Richardson, James				
Schwarzen, Charles				
Smith, Donald				
White, Donald				
LUSI				
251100 Four Lakes	W	66.0	0.42%	
251101 Lake Saunders	W	43.0	0.27%	
251102 South	W	3,065.1	19.29%	
251103 South	S	2,966.8	18.67%	
251106 North	W	5,684.5	35.77%	74.42%
Utilities, Inc. of Florida				
252129 Golden Hills	W	532.1	3.35%	
252130 Golden Hills	S	78.8	0.50%	3.84%
254101 ACME	N R	742.5	4.67%	4.67%
260100 Pennbrooke	W	1,465.0	9.22%	
260101 Pennbrooke	S	1,247.0	7.85%	17.07%
		15,890.8	100.00%	100.00%
Callahan, Robert	System	ERC Count (I)	Percentage to Total	
Cooper, Robert				
Ebert, Shava				
Galvan, Richard				
Holmes, Dennis				
Leard, Mark				
Learner, Scott				
Maxwell, John				
Morrill, Matthew				
Penniston, Jonathan				
Pinder, Jeffrey				
Sho, Michay				
Wright, Thomas				
245100 Alafaya	S	7,545.9	21.16%	
245101 Alafaya	R	1,065.0	2.99%	24.15%
246100 Longwood	S	1,745.0	4.89%	4.89%
Utilities, Inc. of Florida				
252110 Weathersfield	W	1,174.0	3.29%	
252111 Weathersfield	S	1,160.5	3.25%	
252113 Oakland Shores	W	225.5	0.63%	

ERC Count Operators 12-07

252114 Little Wekiva	W	61.0	0.17%	
252115 Park Ridge	W	102.0	0.29%	
252116 Phillips	W	77.0	0.22%	
252117 Crystal Lake	W	171.0	0.48%	
252118 Ravenna Park	W	345.0	0.97%	
252119 Ravenna Park	S	245.0	0.69%	
252121 Bear Lake Manor	W	224.5	0.63%	
252122 Jansen	W	250.5	0.70%	
252123 Crescent Heights	W	260.5	0.73%	
252124 Davis Shores	W	43.0	0.12%	12.17%
255100 Sanlando	W	11,797.7	33.09%	
255101 Sanlando	S	9,158.0	25.68%	
255102 Sanlando	R	4.0	0.01%	58.78%
		35,655.1	100.00%	100.00%

**Cardinal Anthony
Hahery, Stephen
Schneider, Keith**

System		ERC Count (I)	Percentage to Total	
Utilities, Inc. of Florida				
252106 Orangewood	W	1,788.3	38.61%	
252107 Orangewood	S	162.0	3.50%	
252125 Summertree	W	1,225.0	26.45%	
252126 Summertree	S	1,023.0	22.09%	
252128 Lake Tarpon	W	433.3	9.36%	100.00%
		4,631.6	100.00%	100.00%

Carver, Nathaniel

System		ERC Count (I)	Percentage to Total	
245100 Alafaya	S	7,545.9	14.85%	
245101 Alafaya	R	1,065.0	2.10%	16.95%
246100 Longwood	S	1,745.0	3.43%	3.43%
LUSI				
251100 Four Lakes	W	66.0	0.13%	
251101 Lake Saunders	W	43.0	0.08%	
251102 South	W	3,065.1	6.03%	
251103 South	S	2,966.8	5.84%	
251106 North	W	5,684.5	11.19%	23.28%
Utilities, Inc. of Florida				
252110 Weathersfield	W	1,174.0	2.31%	
252111 Weathersfield	S	1,160.5	2.28%	
252113 Oakland Shores	W	225.5	0.44%	
252114 Little Wekiva	W	61.0	0.12%	
252115 Park Ridge	W	102.0	0.20%	
252116 Phillips	W	77.0	0.15%	
252117 Crystal Lake	W	171.0	0.34%	
252118 Ravenna Park	W	345.0	0.68%	
252119 Ravenna Park	S	245.0	0.48%	
252121 Bear Lake Manor	W	224.5	0.44%	
252122 Jansen	W	250.5	0.49%	
252123 Crescent Heights	W	260.5	0.51%	
252124 Davis Shores	W	43.0	0.08%	
252129 Golden Hills	W	532.1	1.05%	
252130 Golden Hills	S	78.8	0.16%	9.74%
255100 Sanlando	W	11,797.7	23.22%	
255101 Sanlando	S	9,158.0	18.03%	
255102 Sanlando	R	4.0	0.01%	41.26%
260100 Pennbrooke	W	1,465.0	2.88%	
260101 Pennbrooke	S	1,247.0	2.45%	5.34%
		50,803.4	100.00%	100.00%

Collins Jr, John

System		ERC Count (I)	Percentage to Total	
Utilities, Inc. of Florida				
252110 Weathersfield	W	1,174.0	4.64%	
252111 Weathersfield	S	1,160.5	4.59%	
252113 Oakland Shores	W	225.5	0.89%	
252114 Little Wekiva	W	61.0	0.24%	
252115 Park Ridge	W	102.0	0.40%	
252116 Phillips	W	77.0	0.30%	
252117 Crystal Lake	W	171.0	0.68%	
252118 Ravenna Park	W	345.0	1.36%	
252119 Ravenna Park	S	245.0	0.97%	
252121 Bear Lake Manor	W	224.5	0.89%	
252122 Jansen	W	250.5	0.99%	
252123 Crescent Heights	W	260.5	1.03%	
252124 Davis Shores	W	43.0	0.17%	17.15%
255100 Sanlando	W	11,797.7	46.63%	
255101 Sanlando	S	9,158.0	36.20%	
255102 Sanlando	R	4.0	0.02%	82.85%
		25,299.2	100.00%	100.00%

Robaska, Brian

System		ERC Count (I)	Percentage to Total	
LUSI				
251100 Four Lakes	W	66.0	0.44%	
251101 Lake Saunders	W	43.0	0.28%	
251102 South	W	3,065.1	20.23%	
251103 South	S	2,966.8	19.59%	
251106 North	W	5,684.5	37.53%	78.06%
Utilities, Inc. of Florida				
252129 Golden Hills	W	532.1	3.51%	
252130 Golden Hills	S	78.8	0.52%	4.03%
260100 Pennbrooke	W	1,465.0	9.67%	

ERC Count Operators 12-07

260101 Pennbrooke	S	1,247.0	8.23%	17.90%
		15,148.3	100.00%	100.00%
Gentilucci, Domenico	System	ERC Count (I)	Percentage to Total	
245100 Alafaya	S	7,545.9	16.60%	
245101 Alafaya	R	1,065.0	2.34%	18.94%
LUSI				
251100 Four Lakes	W	66.0	0.15%	
251101 Lake Saunders	W	43.0	0.09%	
251102 South	W	3,065.1	6.74%	
251103 South	S	2,966.8	6.53%	
251106 North	W	5,684.5	12.50%	26.01%
Utilities, Inc. of Florida				
252129 Golden Hills	W	532.1	1.17%	
252130 Golden Hills	S	78.8	0.17%	1.34%
255100 Sanlando	W	11,797.7	25.95%	
255101 Sanlando	S	9,158.0	20.14%	
255102 Sanlando	R	4.0	0.01%	46.10%
254101 ACME	N R	742.5	1.63%	1.63%
260100 Pennbrooke	W	1,465.0	3.22%	
260101 Pennbrooke	S	1,247.0	2.74%	5.97%
		45,461.4	100.00%	100.00%
Conroy, Brian	System	ERC Count (I)	Percentage to Total	
245100 Alafaya	S	7,545.9	14.64%	
245101 Alafaya	R	1,065.0	2.07%	16.71%
246100 Longwood	S	1,745.0	3.39%	3.39%
LUSI				
251100 Four Lakes	W	66.0	0.13%	
251101 Lake Saunders	W	43.0	0.08%	
251102 South	W	3,065.1	5.95%	
251103 South	S	2,966.8	5.76%	
251106 North	W	5,684.5	11.03%	22.94%
Utilities, Inc. of Florida				
252110 Weathersfield	W	1,174.0	2.28%	
252111 Weathersfield	S	1,160.5	2.25%	
252113 Oakland Shores	W	225.5	0.44%	
252114 Little Wekiva	W	61.0	0.12%	
252115 Park Ridge	W	102.0	0.20%	
252116 Phillips	W	77.0	0.15%	
252117 Crystal Lake	W	171.0	0.33%	
252118 Ravenna Park	W	345.0	0.67%	
252119 Ravenna Park	S	245.0	0.48%	
252121 Bear Lake Manor	W	224.5	0.44%	
252122 Jansen	W	250.5	0.49%	
252123 Crescent Heights	W	260.5	0.51%	
252124 Davis Shores	W	43.0	0.08%	
252129 Golden Hills	W	532.1	1.03%	
252130 Golden Hills	S	78.8	0.15%	9.60%
254101 ACME	N R	742.5	1.44%	1.44%
255100 Sanlando	W	11,797.7	22.89%	
255101 Sanlando	S	9,158.0	17.77%	
255102 Sanlando	R	4.0	0.01%	40.66%
260100 Pennbrooke	W	1,465.0	2.84%	
260101 Pennbrooke	S	1,247.0	2.42%	5.26%
		51,545.9	100.00%	100.00%
Horne, Raymond	System	ERC Count (I)	Percentage to Total	
245100 Alafaya	S	7,545.9	25.52%	
245101 Alafaya	R	1,065.0	3.60%	29.12%
255100 Sanlando	W	11,797.7	39.90%	
255101 Sanlando	S	9,158.0	30.97%	
255102 Sanlando	R	4.0	0.01%	70.88%
		29,570.6	100.00%	100.00%
McPhoe, Alison	System	ERC Count (I)	Percentage to Total	
260100 Pennbrooke	W	1,465.0	54.02%	
260101 Pennbrooke	S	1,247.0	45.98%	100.00%
		2,712.0	100.00%	100.00%
Overton, Michael	System	ERC Count (I)	Percentage to Total	
245101 Alafaya	R	1,065.0	4.51%	4.51%
LUSI				
251100 Four Lakes	W	66.0	0.28%	
251101 Lake Saunders	W	43.0	0.18%	
251106 North	W	5,684.5	24.10%	24.56%
Utilities, Inc. of Florida				
252110 Weathersfield	W	1,174.0	4.98%	
252113 Oakland Shores	W	225.5	0.96%	
252114 Little Wekiva	W	61.0	0.26%	
252115 Park Ridge	W	102.0	0.43%	
252116 Phillips	W	77.0	0.33%	
252117 Crystal Lake	W	171.0	0.72%	
252118 Ravenna Park	W	345.0	1.46%	

ERC Count Operators 12-07

252121 Bear Lake Manor	W	224.5	0.95%	
252122 Jansen	W	250.5	1.06%	
252123 Crescent Heights	W	260.5	1.10%	
252124 Davis Shores	W	43.0	0.18%	
252129 Golden Hills	W	532.1	2.26%	14.69%
255100 Sanlando	W	11,797.7	50.01%	
255102 Sanlando	R	4.0	0.02%	50.03%
260100 Pennbrooke	W	1,465.0	6.21%	6.21%
		23,591.3	100.00%	100.00%

Parrish, Raymond

		ERC Count (1)		Percentage to Total	
LUST					
251100 Four Lakes	W	66.0	0.45%		
251101 Lake Saunders	W	43.0	0.30%		
251102 South	W	3,065.1	21.08%		
251103 South	S	2,966.8	20.41%		
251106 North	W	5,684.5	39.10%		81.34%
260100 Pennbrooke	W	1,465.0	10.08%		
260101 Pennbrooke	S	1,247.0	8.58%		18.66%
		14,537.4	100.00%	100.00%	

Phillips, Christopher

		ERC Count (1)		Percentage to Total	
245100 Alafaya	S	7,545.9	56.78%		
245101 Alafaya	R	1,065.0	8.01%		64.79%
246100 Longwood	S	1,745.0	13.13%		13.13%
Utilities, Inc. of Florida					
252110 Weathersfield	W	1,174.0	8.83%		
252113 Oakland Shores	W	225.5	1.70%		
252114 Little Wekiva	W	61.0	0.46%		
252115 Park Ridge	W	102.0	0.77%		
252116 Phillips	W	77.0	0.58%		
252117 Crystal Lake	W	171.0	1.29%		
252118 Ravenna Park	W	345.0	2.60%		
252121 Bear Lake Manor	W	224.5	1.69%		
252122 Jansen	W	250.5	1.88%		
252123 Crescent Heights	W	260.5	1.96%		
252124 Davis Shores	W	43.0	0.32%		22.08%
		13,289.9	100.00%	100.00%	

Romano, Robert

		ERC Count (1)		Percentage to Total	
255100 Sanlando	W	11,797.7	99.97%		
255102 Sanlando	R	4.0	0.03%		100.00%
		11,801.7	100.00%	100.00%	

Silino, Terry

		ERC Count (1)		Percentage to Total	
Utilities, Inc. of Florida					
252110 Weathersfield	W	1,174.0	8.14%		
252113 Oakland Shores	W	225.5	1.56%		
252114 Little Wekiva	W	61.0	0.42%		
252115 Park Ridge	W	102.0	0.71%		
252116 Phillips	W	77.0	0.53%		
252117 Crystal Lake	W	171.0	1.19%		
252118 Ravenna Park	W	345.0	2.39%		
252121 Bear Lake Manor	W	224.5	1.56%		
252122 Jansen	W	250.5	1.74%		18.23%
255100 Sanlando	W	11,797.7	81.77%		81.77%
		14,428.2	100.00%	100.00%	

Yeamster Jr, Nathan

		ERC Count (1)		Percentage to Total	
246100 Longwood	S	1,745.0	100.00%		100.00%
		1,745.0	100.00%	100.00%	

Worabicki, Anthony

		ERC Count (1)		Percentage to Total	
242100 Lake Placid	W	130.7	0.77%		
242101 Lake Placid	S	130.7	0.77%		1.54%
248100 Cypress Lakes	W	1,247.0	7.34%		
248101 Cypress Lakes	S	1,145.5	6.74%		14.08%
249100 Eagle Ridge	S	1,602.6	9.43%		
249101 Eagle Ridge	S	908.0	5.34%		14.77%
250100 Mid-County	S	3,355.0	19.74%		19.74%
Utilities, Inc. of Florida					
252106 Orangerwood	W	1,788.3	10.52%		
252107 Orangerwood	S	162.0	0.95%		
252125 Summertree	W	1,225.0	7.21%		
252126 Summertree	S	1,023.0	6.02%		
252128 Lake Tarpon	W	433.3	2.55%		27.25%
256100 Sandalhaven	S	1,083.9	6.38%		6.38%
257100 Bayside	W	242.0	1.42%		
257101 Bayside	S	241.0	1.42%		2.84%
259100 Labrador	W	781.1	4.60%		
259101 Labrador	S	760.7	4.48%		9.07%
261100 Hutchinson Island	W	195.2	1.15%		

ERC Count Operators 12-07

261101 Hutchinson Island	S	167.2	0.98%	2.13%
262100 Sandy Creek	W	203.8	1.20%	
262101 Sandy Creek	S	171.0	1.01%	2.21%
		<hr/>		
		16,997.0	100.00%	100.00%

**ERC COUNT 12/06
FLORIDA AND SOUTH REGIONS**

wfp d-1

State	Company	Business Unit	ERC	% to Total Florida/South		
Florida	00241	241100	2,093.2	2.23%	2.23%	Tierra Verde
	00242	242100	130.7	0.14%		
	00242	242101	130.7	0.14%	0.28%	Lake Placid
	00245	245100	7,545.9	8.04%		
	00245	245101	1,065.0	1.14%	9.18%	Alafaya
	00246	246100	1,745.0	1.86%	1.86%	Longwood
	00248	248100	1,247.0	1.33%		
	00248	248101	1,145.5	1.22%	2.55%	Cypress Lakes
	00249	249100	1,602.6	1.71%		
	00249	249101	908.0	0.97%	2.68%	Eagle Ridge
	00250	250100	3,355.0	3.58%	3.58%	Mid-County
	00251	251100	66.0	0.07%		
	00251	251101	43.0	0.05%		
	00251	251102	3,065.1	3.27%		
	00251	251103	2,966.8	3.16%		
	00251	251106	5,684.5	6.06%	12.60%	LUSI
	00252	252106	1,788.3	1.91%		
	00252	252107	162.0	0.17%		
	00252	252125	1,225.0	1.31%		
	00252	252126	1,023.0	1.09%	4.48%	UIF - Pasco
	00252	252110	1,174.0	1.25%		
	00252	252111	1,160.5	1.24%		
	00252	252113	225.5	0.24%		
	00252	252114	61.0	0.07%		
	00252	252115	102.0	0.11%		
	00252	252116	77.0	0.08%		
	00252	252117	171.0	0.18%		
	00252	252118	343.0	0.37%		
	00252	252119	245.0	0.26%		
	00252	252121	224.5	0.24%		
	00252	252122	250.5	0.27%	4.30%	UIF - Semmole
	00252	252123	260.5	0.28%		
	00252	252124	43.0	0.05%	0.32%	UIF - Orange
	00252	252128	433.3	0.46%	0.46%	UIF - Pinellas
	00252	252129	532.1	0.57%		
	00252	252130	78.8	0.08%	0.65%	UIF - Marion
	00253	253101	1,104.7	1.18%		
	00253	253102	1,030.2	1.10%	2.28%	Miles Grant
	00254	254100	197.0	0.21%		
	00254	254101	742.5	0.79%	1.00%	ACME
	00255	255100	11,797.7	12.58%		
	00255	255101	9,158.0	9.76%		
	00255	255102	4.0	0.00%	22.34%	Sanlando
	00256	256100	1,083.9	1.16%	1.16%	Sandalhaven
	00257	257100	242.0	0.26%		
	00257	257101	241.0	0.26%	0.51%	Bayside
	00259	259100	781.1	0.83%		
	00259	259101	750.7	0.81%	1.64%	Labrador
	00260	260100	1,455.0	1.56%		
	00260	260101	1,247.0	1.33%	2.89%	Pennbrooke
00261	261100	195.2	0.21%			
00261	261101	167.2	0.18%	0.39%	Hutchinson Island	
00262	262100	203.8	0.22%			
00262	262101	171.0	0.18%	0.40%	Sandy Creek	
Louisiana	00356	356102	511.0	0.54%		
	00356	356103	493.0	0.53%		
	00356	356105	2,101.7	2.24%		
	00356	356106	2,069.9	2.21%		
	00356	356108	672.7	0.72%		
	00356	356109	661.8	0.71%		
	00356	356111	672.5		0.72%	
	00356	356112	668.5	0.71%		
	00356	356114	386.5	0.41%		
	00356	356115	363.0	0.39%		
	00356	356117	556.4	0.59%		
	00356	356118	554.6	0.57%		
	00356	356120	49.5	0.05%		
	00356	356121	47.8	0.05%		
	00356	356122	41.8	0.04%		
	00356	356124	161.0	0.17%		
	00356	356125	158.0	0.17%		
00356	356127	105.0		0.11%	10.93% LWS	
00357	357101	4,575.8	4.88%			

ERC Count FL and South 12-07

00357	357102	4,265.4	4.55%		
00357	357104	940.8	1.00%		
00357	357105	811.8	0.87%	11.29%	UDL
		<u>93,816.5</u>	<u>100.00%</u>	<u>100.00%</u>	

ERC COUNT 12/08
FLORIDA REGION

w/p d-2

State	Company	Business Unit	ERC	% to Total Florida	
Florida	00241	241100	2,093.2	2.87%	2.87% Tierra Verde
	00242	242100	130.7	0.18%	
	00242	242101	130.7	0.18%	0.36% Lake Placid
	00245	245100	7,545.9	10.34%	
	00245	245101	1,065.0	1.46%	11.80% Alafaya
	00246	246100	1,745.0	2.39%	2.39% Longwood
	00248	248100	1,247.0	1.71%	
	00248	248101	1,145.5	1.57%	3.28% Cypress Lakes
	00249	249100	1,602.6	2.20%	
	00249	249101	908.0	1.24%	3.44% Eagle Ridge
	00250	250100	3,355.0	4.60%	4.60% Mid-County
	00251	251100	66.0	0.09%	
	00251	251101	43.0	0.06%	
	00251	251102	3,065.1	4.20%	
	00251	251103	2,966.8	4.07%	
	00251	251106	5,684.5	7.79%	16.21% LUSI
	00252	252106	1,788.3	2.45%	
	00252	252107	162.0	0.22%	
	00252	252125	1,225.0	1.68%	
	00252	252126	1,023.0	1.40%	5.75% UIF - Pasco
	00252	252110	1,174.0	1.61%	
	00252	252111	1,160.5	1.59%	
	00252	252113	225.5	0.31%	
	00252	252114	61.0	0.08%	
	00252	252115	102.0	0.14%	
	00252	252116	77.0	0.11%	
	00252	252117	171.0	0.23%	
	00252	252118	345.0	0.47%	
	00252	252119	245.0	0.34%	
	00252	252121	224.5	0.31%	
	00252	252122	250.5	0.34%	5.53% UIF - Seminole
	00252	252123	260.5	0.36%	
	00252	252124	43.0	0.06%	0.42% UIF - Orange
	00252	252128	433.3	0.59%	0.59% UIF - Pinellas
	00252	252129	532.1	0.73%	
	00252	252130	78.8	0.11%	0.84% UIF - Marion
	00253	253101	1,104.7	1.51%	
	00253	253102	1,030.2	1.41%	2.93% Miles Grant
	00254	254100	197.0	0.27%	
	00254	254101	742.5	1.02%	1.29% ACME
	00255	255100	11,797.7	16.17%	
	00255	255101	9,158.0	12.55%	
	00255	255102	4.0	0.01%	28.72% Saniando
	00256	256100	1,083.9	1.49%	1.49% Sandalhaven
	00257	257100	242.0	0.33%	
	00257	257101	241.0	0.33%	0.66% Bayside
	00259	259100	781.1	1.07%	
	00259	259101	760.7	1.04%	2.11% Labrador
	00260	260100	1,465.0	2.01%	
	00260	260101	1,247.0	1.71%	3.72% Pennbrooke
	00261	261100	195.2	0.27%	
	00261	261101	167.2	0.23%	0.50% Hutchinson Island
	00262	262100	203.8	0.28%	
	00262	262101	171.0	0.23%	0.51% Sandy Creek
			<u>72,968.0</u>	<u>100.00%</u>	<u>100.00%</u>

ERC COUNT 12/08
ALL UTILITIES, INC. COMPANIES

w/p d

State	Company	Business Unit	ERC	% to Total UI		
Illinois	00110	110100	2,677.0	0.94%	0.94%	
	00111	111100	216.0	0.08%		
	00111	111101	216.0	0.08%	0.15%	
	00112	112100	53.0	0.02%	0.02%	
	00113	113100	256.6	0.09%	0.09%	
	00114	114100	360.5	0.13%	0.13%	
	00116	116100	115.4	0.04%	0.04%	
	00117	117100	76.5	0.03%	0.03%	
	00118	118100	382.0	0.13%		
	00118	118101	374.0	0.13%	0.27%	
	00119	119100	2,227.4	0.79%		
	00119	119101	807.7	0.28%	1.07%	
	00120	120100	348.0	0.12%	0.12%	
	00121	121100	2,076.0	0.73%	0.73%	
	00122	122100	1,420.5	0.50%	0.50%	
	00123	123100	171.0	0.06%		
	00123	123101	184.0	0.06%	0.13%	
	00124	124100	290.0	0.10%	0.10%	
	00125	125100	194.0	0.07%	0.07%	
	00126	126100	70.0	0.02%	0.02%	
	00127	127100	219.0	0.08%	0.08%	
	00128	128100	2,333.5	0.82%	0.82%	
	00129	129100	246.0	0.09%	0.09%	
	00130	130100	464.2	0.16%	0.16%	
	00131	131100	475.4	0.17%		
	00131	131101	465.4	0.16%	0.33%	
	00132	132100	124.0	0.04%	0.04%	
	00133	133100	319.0	0.11%		
	00133	133101	316.0	0.11%	0.22%	
	00134	134100	361.0	0.13%	0.13%	
	Indiana	00150	150100	3,110.0	1.10%	
		00150	150101	3,078.0	1.09%	2.18%
		00151	151100	190.3	0.07%	
00151	151101	196.1	0.07%	0.14%		
00152	152100	1,819.5	0.64%	0.64%		
North Carolina	00181	181100	267.2	0.09%		
	00181	181101	108.2	0.04%	0.13%	
	00182	182101	663.0	0.23%		
	00182	182102	778.2	0.27%		
	00182	182103	2,653.5	0.94%		
	00182	182104	2,128.0	0.75%		
	00182	182105	1,092.1	0.39%		
	00182	182106	2,441.5	0.86%		
	00182	182107	2,214.0	0.78%		
	00182	182109	123.0	0.04%		
	00182	182110	17.0	0.01%		
	00182	182112	249.2	0.09%		
	00182	182113	78.0	0.03%		
	00182	182114	242.3	0.09%		
	00182	182115	1,132.0	0.40%		
	00182	182116	510.8	0.18%		
	00182	182117	492.3	0.17%		
	00182	182119	67.0	0.02%		
	00182	182120	66.0	0.02%		
	00182	182122	448.0	0.16%		
	00182	182123	203.5	0.07%		
	00182	182125	161.9	0.06%		
	00182	182126	159.4	0.06%		
	00182	182128	75.0	0.03%		
	00182	182129	686.0	0.24%		
	00182	182130	67.0	0.02%		
	00182	182132	222.0	0.08%		
	00182	182133	368.0	0.13%		
	00182	182134	275.0	0.10%		
	00182	182136	115.0	0.04%		
	00182	182137	301.0	0.11%		
	00182	182138	300.0	0.11%		
	00182	182140	374.0	0.13%		

00182	182141	1,454.8	0.51%	
00182	182142	36.0	0.01%	
00182	182143	101.0	0.04%	
00182	182144	137.0	0.05%	
00182	182145	46.0	0.02%	
00182	182146	239.0	0.08%	
00182	182147	258.0	0.09%	
00182	182148	326.5	0.12%	
00182	182149	69.0	0.02%	
00182	182151	130.5	0.05%	
00182	182152	974.1	0.34%	
00182	182153	1,220.5	0.43%	
00182	182154	177.0	0.06%	
00182	182155	176.0	0.06%	
00182	182157	163.0	0.06%	
00182	182158	34.0	0.01%	
00182	182159	78.0	0.03%	
00182	182160	51.8	0.02%	
00182	182162	28.0	0.01%	
00182	182163	67.0	0.02%	
00182	182164	59.0	0.02%	
00182	182165	59.4	0.02%	
00182	182166	46.0	0.02%	
00182	182167	26.0	0.01%	
00182	182168	138.0	0.05%	
00182	182169	531.0	0.19%	
00182	182170	106.0	0.04%	
00182	182171	224.5	0.08%	
00182	182172	452.0	0.16%	
00182	182173	439.5	0.16%	
00182	182175	197.0	0.07%	
00182	182176	124.0	0.04%	
00182	182178	696.0	0.25%	
00182	182179	269.5	0.10%	
00182	182180	93.0	0.03%	
00182	182181	60.0	0.02%	
00182	182182	131.8	0.05%	
00182	182183	118.0	0.04%	
00182	182184	223.0	0.08%	
00182	182185	117.0	0.04%	
00182	182186	181.0	0.06%	
00182	182187	181.0	0.06%	
00182	182189	1,265.0	0.45%	
00182	182190	1,298.0	0.46%	
00182	182192	165.4	0.06%	
00182	182193	162.4	0.06%	
00182	182195	111.0	0.04%	
00182	182196	135.6	0.05%	
00182	182197	134.6	0.05%	
00182	182199	155.0	0.05%	
00182	182200	61.0	0.02%	
00182	182201	62.0	0.02%	
00182	182203	37.0	0.01%	
00182	182204	228.0	0.08%	
00182	182205	222.0	0.08%	
00182	182206	44.0	0.02%	
00182	182207	34.0	0.01%	
00182	182208	78.0	0.03%	
00182	182209	733.0	0.26%	
00182	182210	449.5	0.16%	
00182	182211	31.0	0.01%	
00182	182212	65.5	0.02%	
00182	182213	27.0	0.01%	
00182	182214	242.0	0.09%	
00182	182215	76.0	0.03%	
00182	182216	153.0	0.05%	
00182	182217	372.0	0.13%	
00182	182218	564.0	0.20%	
00182	182219	179.0	0.06%	
00182	182227	591.0	0.21%	
00182	182229	1,833.0	0.65%	
00182	182231	838.7	0.30%	
00182	182233	652.6	0.23%	
00182	182235	193.0	0.07%	
00182	182236	189.0	0.07%	
00182	182238	140.0	0.05%	14.27%
00183	183101	2,472.6	0.87%	
00183	183102	922.6	0.33%	
00183	183104	1,275.0	0.45%	
00183	183105	2,738.0	0.97%	
00183	183106	2,669.0	0.94%	
00183	183108	1,146.0	0.40%	
00183	183109	511.0	0.18%	
00183	183112	138.5	0.05%	
00183	183113	102.0	0.04%	
00183	183114	53.0	0.02%	
00183	183115	24.0	0.01%	
00183	183116	43.8	0.02%	
00183	183117	114.0	0.04%	
00183	183118	44.0	0.02%	
00183	183119	87.0	0.03%	
00183	183120	37.5	0.01%	
00183	183121	101.3	0.04%	
00183	183122	34.0	0.01%	
00183	183124	287.5	0.10%	
00183	183125	46.0	0.02%	
00183	183126	30.0	0.01%	4.54%
00187	187100	1,487.5	0.52%	
00187	187101	1,434.5	0.51%	1.03%
00188	188100	2,115.5	0.75%	

	00188	188101	1,348.6	0.48%	1.22%	
	00189	189100	2,959.0	1.04%	1.04%	
	00190	190100	337.0	0.12%	0.12%	
	00191	191100	961.5	0.34%		
	00191	191101	1,357.5	0.48%	0.82%	
	00192	192100	127.0	0.04%		
	00192	192101	127.0	0.04%	0.09%	
Tennessee	00220	220100	557.0	0.20%	0.20%	
Florida	00241	241100	2,093.2	0.74%	0.74%	Tierra Verde
	00242	242100	130.7	0.05%		
	00242	242101	130.7	0.05%	0.09%	Lake Placid
	00245	245100	7,545.9	2.66%		
	00245	245101	1,065.0	0.38%	3.04%	Alafaya
	00246	246100	1,745.0	0.62%	0.62%	Longwood
	00248	248100	1,247.0	0.44%		
	00248	248101	1,145.5	0.40%	0.84%	Cypress Lakes
	00249	249100	1,602.6	0.57%		
	00249	249101	908.0	0.32%	0.89%	Eagle Ridge
	00250	250100	3,355.0	1.18%	1.18%	Mid-County
	00251	251100	66.0	0.02%		
	00251	251101	43.0	0.02%		
	00251	251102	3,065.1	1.08%		
	00251	251103	2,966.8	1.05%		
	00251	251106	5,684.5	2.01%	4.17%	LUSI
	00252	252106	1,788.3	0.63%		
	00252	252107	162.0	0.06%		
	00252	252125	1,225.0	0.43%		
	00252	252126	1,023.0	0.36%	1.48%	UIF - Pasco
	00252	252110	1,174.0	0.41%		
	00252	252111	1,160.5	0.41%		
	00252	252113	225.5	0.08%		
	00252	252114	61.0	0.02%		
	00252	252115	102.0	0.04%		
	00252	252116	77.0	0.03%		
	00252	252117	171.0	0.06%		
	00252	252118	345.0	0.12%		
	00252	252119	245.0	0.09%		
	00252	252121	224.5	0.08%		
	00252	252122	250.5	0.09%	1.42%	UIF - Seminole
	00252	252123	260.5	0.09%		
	00252	252124	43.0	0.02%	0.11%	UIF - Orange
	00252	252128	433.3	0.15%	0.15%	UIF - Pinellas
	00252	252129	532.1	0.19%		
	00252	252130	78.8	0.03%	0.22%	UIF - Marion
	00253	253101	1,104.7	0.39%		
	00253	253102	1,030.2	0.36%	0.75%	Miles Grant
	00254	254100	197.0	0.07%		
	00254	254101	742.5	0.26%	0.33%	ACME
	00255	255100	11,797.7	4.16%		
	00255	255101	9,158.0	3.23%		
	00255	255102	4.0	0.00%	7.39%	Sanlando
	00256	256100	1,083.9	0.38%	0.38%	Sandathaven
	00257	257100	242.0	0.09%		
	00257	257101	241.0	0.09%	0.17%	Bayside
	00259	259100	781.1	0.28%		
	00259	259101	760.7	0.27%	0.54%	Labrador
	00260	260100	1,465.0	0.52%		
	00260	260101	1,247.0	0.44%	0.96%	Pennbrooke
	00261	261100	195.2	0.07%		
	00261	261101	167.2	0.06%	0.13%	Hutchinson Island
	00262	262100	203.8	0.07%		
	00262	262101	171.0	0.06%	0.13%	Sandy Creek
Maryland	00286	286100	842.0	0.30%		
	00286	286101	81.0	0.03%	0.33%	
	00287	287100	1,480.0	0.52%	0.52%	
	00288	288100	1,114.1	0.39%		
	00288	288101	1,075.4	0.38%	0.77%	
New Jersey	00300	300100	794.0	0.28%		
	00300	300101	276.0	0.10%	0.38%	
Pennsylvania	00315	315100	768.5	0.27%	0.27%	

	00316	316100	2,173.0	0.77%	0.77%	
	00317	317100	1,724.0	0.61%		
	00317	317101	1,720.0	0.61%	1.21%	
Virginia	00332	332100	169.0	0.06%	0.06%	
	00333	333100	2,666.7	0.94%		
	00333	333101	2,679.7	0.95%	1.89%	
Kentucky	00345	345101	761.8	0.27%		
	00345	345102	6,573.0	2.32%	2.59%	
Louisiana	00356	356102	511.0	0.18%		
	00356	356103	493.0	0.17%		
	00356	356105	2,101.7	0.74%		
	00356	356106	2,069.9	0.73%		
	00356	356108	672.7	0.24%		
	00356	356109	661.8	0.23%		
	00356	356111	672.5	0.24%		
	00356	356112	668.5	0.24%		
	00356	356114	386.5	0.14%		
	00356	356115	363.0	0.13%		
	00356	356117	556.4	0.20%		
	00356	356118	534.6	0.19%		
	00356	356120	49.5	0.02%		
	00356	356121	47.8	0.02%		
	00356	356122	41.8	0.01%		
	00356	356124	161.0	0.06%		
	00356	356125	158.0	0.06%		
	00356	356127	105.0	0.04%	3.62%	LWS
	00357	357101	4,575.8	1.61%		
	00357	357102	4,265.4	1.50%		
	00357	357104	940.8	0.33%		
	00357	357105	811.8	0.29%	3.74%	UIL
Georgia	00385	385100	4,860.7	1.71%		
	00385	385101	4,726.2	1.67%		
	00385	385103	652.0	0.23%	3.61%	
	00386	386101	52.0	0.02%		
	00386	386102	24.0	0.01%		
	00386	386103	109.0	0.04%		
	00386	386105	191.0	0.07%		
	00386	386106	20.0	0.01%		
	00386	386107	107.0	0.04%		
	00386	386108	14.0	0.00%		
	00386	386109	140.0	0.05%		
	00386	386110	47.0	0.02%		
	00386	386111	153.0	0.05%		
	00386	386112	61.0	0.02%		
	00386	386113	164.0	0.06%		
	00386	386114	21.0	0.01%		
	00386	386115	57.0	0.02%		
	00386	386116	254.0	0.09%		
	00386	386117	31.0	0.01%		
	00386	386118	164.0	0.06%		
	00386	386119	165.0	0.06%		
	00386	386121	40.0	0.01%		
	00386	386122	37.0	0.01%		
	00386	386123	128.0	0.05%		
	00386	386124	18.0	0.01%		
	00386	386125	36.0	0.01%		
	00386	386126	6.0	0.00%		
	00386	386127	11.0	0.00%		
	00386	386128	29.0	0.01%		
	00386	386129	16.0	0.01%	0.74%	
South Carolina	00400	400103	100.8	0.04%		
	00400	400104	64.0	0.02%		
	00400	400105	97.0	0.03%		
	00400	400106	154.0	0.05%		
	00400	400108	21.0	0.01%		
	00400	400109	298.6	0.11%		
	00400	400110	205.0	0.07%		
	00400	400111	86.0	0.03%		
	00400	400113	127.0	0.04%		
	00400	400114	17.0	0.01%		
	00400	400115	116.0	0.04%		
	00400	400116	114.0	0.04%		
	00400	400118	42.4	0.01%		
	00400	400119	164.0	0.06%		
	00400	400120	190.8	0.07%		
	00400	400121	47.0	0.02%		
	00400	400122	95.5	0.03%		
	00400	400123	253.0	0.09%		
	00400	400124	67.0	0.02%		
	00400	400125	22.0	0.01%		
	00400	400126	115.0	0.04%		
	00400	400127	3,474.1	1.23%		
	00400	400128	3,129.1	1.10%		
	00400	400130	2,234.8	0.79%		
	00400	400131	2,215.2	0.78%		
	00400	400133	141.0	0.05%		
	00400	400134	140.0	0.05%		
	00400	400136	198.0	0.07%		
	00400	400137	187.0	0.07%		
	00400	400138	163.0	0.06%		
	00400	400139	78.8	0.03%		
	00400	400140	328.5	0.12%		
	00400	400141	1,080.8	0.38%		
	00400	400143	3,172.6	1.12%		

ERC Count NB 12-07

00400	400144	219.0	0.08%	
00400	400145	230.0	0.08%	
00400	400147	114.0	0.04%	6.88%
00401	401104	200.5	0.07%	
00401	401105	322.0	0.11%	
00401	401106	1.0	0.00%	
00401	401107	191.6	0.07%	
00401	401108	351.0	0.12%	
00401	401109	192.0	0.07%	
00401	401110	67.0	0.02%	
00401	401111	72.0	0.03%	
00401	401112	116.5	0.04%	
00401	401113	22.0	0.01%	
00401	401114	23.0	0.01%	
00401	401115	138.0	0.05%	
00401	401116	195.6	0.07%	
00401	401117	46.0	0.02%	
00401	401118	80.0	0.03%	
00401	401119	9.0	0.00%	
00401	401120	37.0	0.01%	
00401	401121	57.0	0.02%	
00401	401122	149.0	0.05%	
00401	401123	31.0	0.01%	
00401	401124	21.0	0.01%	
00401	401125	34.0	0.01%	
00401	401126	24.0	0.01%	
00401	401127	387.0	0.14%	
00401	401128	48.0	0.02%	
00401	401129	147.0	0.05%	
00401	401130	43.0	0.02%	
00401	401131	71.0	0.03%	
00401	401132	79.0	0.03%	
00401	401133	151.0	0.05%	
00401	401134	57.0	0.02%	
00401	401135	21.0	0.01%	
00401	401136	117.6	0.04%	
00401	401137	274.0	0.10%	
00401	401138	187.0	0.07%	
00401	401139	71.0	0.03%	
00401	401140	38.0	0.01%	
00401	401142	218.0	0.08%	
00401	401143	218.0	0.08%	
00401	401145	16.0	0.01%	
00401	401146	27.0	0.01%	
00401	401147	30.2	0.01%	
00401	401148	32.2	0.01%	
00401	401149	40.0	0.01%	
00401	401150	81.0	0.03%	
00401	401151	55.0	0.02%	
00401	401153	136.0	0.05%	
00401	401154	46.0	0.02%	
00401	401156	43.0	0.02%	
00401	401157	26.5	0.01%	
00401	401158	20.2	0.01%	
00401	401159	35.0	0.01%	
00401	401160	67.0	0.02%	
00401	401161	70.6	0.02%	
00401	401162	51.8	0.02%	
00401	401163	35.6	0.01%	
00401	401164	28.8	0.01%	
00401	401165	75.6	0.03%	
00401	401166	28.0	0.01%	
00401	401167	20.0	0.01%	
00401	401168	27.0	0.01%	
00401	401169	50.0	0.02%	
00401	401170	16.8	0.01%	
00401	401171	40.6	0.01%	
00401	401172	36.2	0.01%	
00401	401173	44.8	0.02%	
00401	401174	47.0	0.02%	
00401	401175	14.0	0.00%	
00401	401176	77.0	0.03%	
00401	401177	94.0	0.03%	
00401	401178	71.0	0.03%	
00401	401179	64.0	0.02%	
00401	401180	73.0	0.03%	
00401	401181	19.0	0.01%	
00401	401182	52.0	0.02%	
00401	401183	33.0	0.01%	
00401	401184	106.0	0.04%	
00401	401185	68.0	0.02%	
00401	401186	98.0	0.03%	
00401	401187	60.0	0.02%	
00401	401188	28.0	0.01%	
00401	401189	68.0	0.02%	
00401	401190	70.0	0.02%	
00401	401191	22.0	0.01%	
00401	401192	94.0	0.03%	2.41%
00402	402100	55.0	0.02%	
00402	402101	120.0	0.04%	0.06%
00403	403101	24.0	0.01%	
00403	403102	20.0	0.01%	
00403	403103	51.0	0.02%	
00403	403104	54.0	0.02%	
00403	403107	137.0	0.05%	
00403	403108	92.0	0.03%	
00403	403109	86.0	0.03%	
00403	403110	73.0	0.03%	
00403	403111	174.2	0.06%	
00403	403112	149.8	0.05%	

ERC Count NB 12-07

	00403	403113	204.2	0.07%	
	00403	403114	54.0	0.02%	
	00403	403115	84.6	0.03%	
	00403	403116	80.8	0.03%	
	00403	403118	1.0	0.00%	0.45%
	00406	406100	1,719.0	0.61%	
	00406	406101	1,696.0	0.60%	1.20%
Arizona	00425	425100	8,690.1	3.07%	3.07%
Nevada	00450	450100	3,326.5	1.17%	1.17%
	00451	451100	4,291.2	1.51%	
	00451	451101	146.7	0.05%	1.57%
	00452	452100	580.5	0.20%	0.20%
	00453	453100	6,245.2	2.20%	
	00453	453101	3,557.9	1.25%	
	00453	453103	755.5	0.27%	
	00453	453104	583.0	0.21%	3.93%
Bio-Tech	00900	900100	296.8	0.10%	0.10%
			<u>283,513.2</u>	<u>100.00%</u>	<u>100.00%</u>

January



GE Fleet Services

SERVICES BILLING INVOICE
FOR PERIOD ENDING 12/31/2007

UTILITIES INC.
FLEET DEPARTMENT 8208
UTILITIES INC.
2335 SANDERS ROAD
NORTHBROOK
FLEET 8208 IL 60062
UTILITIES INC.

INVOICE 5491392
DATE 01/01/2008
PAGE 1

TYPE	AMOUNT
-----	-----
ELECTRONIC FUEL CARD PROGRAM	\$ 162,326.26
TOTAL SERVICE, REPAIR AND FEES	38,533.09

PAYABLE BY 01/10/2008 TOTAL AMOUNT DUE \longrightarrow \$ 200,859.35
INVOICE #5491392
RETURN REMITTANCE COPY WITH PAYMENT TO:

GE FLEET SERVICES
PO BOX 100363
ATLANTA GA 30384-0363
REFER QUESTIONS TO: BILLING (866)615-0657 CREDIT (866)615-0657

~~0000~~ Total \$ 200,859.35
3,651.00
\$ 204,510.35

GEFS receives and retains rebates, discounts and other compensation directly or indirectly from manufacturers, suppliers, third party providers and vendors to which it makes payments with respect to vehicles, goods and services provided under lease and services agreements.

INVOICE

ORIGINAL



GE Fleet Services

DATE 01/01/2008

PAYMENT DUE UPON RECEIPT

UTILITIES INC.
FLEET DEPARTMENT 8208
UTILITIES INC.
2335 SANDERS ROAD
NORTHEROOK IL 60062

FLEET 8208 UTILITIES INC.

TYPE	PERIOD	INVOICE NUMBER	AMOUNT
RENTAL	01/01/08 TO 01/31/08	B114943	2,541.00
MTC MGMT			1,072.00
FUELCARD			39.00
24 HR MM			
TOTAL			3,651.00

TOTAL DUE 3,651.00

RETURN ONE COPY WITH REMITTANCE TO
GE FLEET SERVICES
PO BOX 100363
ATLANTA GA 30384-0363

DIRECT INQUIRIES TO CUSTOMER SVC 866-615-0657

GEFS receives and retains rebates, discounts and other compensation directly or indirectly from manufacturers, suppliers, third party providers and vendors to which it makes payments with respect to vehicles, goods and services provided under lease and service agreements. The amount deemed to be sales tax on a vehicle and capitalized may be greater than the actual tax paid due to credits available to, and claimed by, GEFS.

L1R007

Document Number	Doc Type	Doc Co	Invoice Date	G/L Date	Due Date	Gross Amount	Invoice Number	Co
21877	PV	00850	1/1/2008	1/11/2008	1/6/2008	8,083.76	5491392-001	00850
21878	PV	00866	1/1/2008	1/11/2008	1/6/2008	1,015.23	5491392-002	00866
21879	PV	00866	1/1/2008	1/11/2008	1/6/2008	2,448.83	5491392-003	00866
21880	PV	00861	1/1/2008	1/11/2008	1/6/2008	2,419.89	5491392-004	00861
21881	PV	00861	1/1/2008	1/11/2008	1/6/2008	1,947.01	5491392-005	00861
21882	PV	00856	1/1/2008	1/11/2008	1/6/2008	2,071.97	5491392-006	00856
21883	PV	00859	1/1/2008	1/11/2008	1/6/2008	205.36	5491392-007	00859
21884	PV	00856	1/1/2008	1/11/2008	1/6/2008	460.01	5491392-008	00856
21885	PV	00856	1/1/2008	1/11/2008	1/6/2008	1,221.97	5491392-010	00856
21886	PV	00859	1/1/2008	1/11/2008	1/6/2008	2,420.68	5491392-011	00859
21887	PV	00858	1/1/2008	1/11/2008	1/6/2008	447.44	5491392-012	00858
21888	PV	00858	1/1/2008	1/11/2008	1/6/2008	800.11	5491392-013	00858
21889	PV	00858	1/1/2008	1/11/2008	1/6/2008	1,044.97	5491392-014	00858
21890	PV	00863	1/1/2008	1/11/2008	1/6/2008	2,306.92	5491392-015	00863
21891	PV	00857	1/1/2008	1/11/2008	1/6/2008	374.15	5491392-016	00857
21892	PV	00851	1/1/2008	1/11/2008	1/6/2008	3,140.62	5491392-017	00851
21893	PV	00855	1/1/2008	1/11/2008	1/6/2008	2.00	5491392-019	00855
21894	PV	00862	1/1/2008	1/11/2008	1/6/2008	377.63	5491392-020	00862
21895	PV	00855	1/1/2008	1/11/2008	1/6/2008	810.73	5491392-021	00855
21896	PV	00855	1/1/2008	1/11/2008	1/6/2008	1,402.09	5491392-022	00855
21897	PV	00855	1/1/2008	1/11/2008	1/6/2008	79.71	5491392-023	00855
21898	PV	00855	1/1/2008	1/11/2008	1/6/2008	937.18	5491392-024	00855
21899	PV	00864	1/1/2008	1/11/2008	1/6/2008	9,453.72	5491392-025	00864
21900	PV	00864	1/1/2008	1/11/2008	1/6/2008	5,073.10	5491392-026	00864
21901	PV	00855	1/1/2008	1/11/2008	1/6/2008	311.45	5491392-027	00855
21902	PV	00855	1/1/2008	1/11/2008	1/6/2008	483.51	5491392-028	00855
21903	PV	00864	1/1/2008	1/11/2008	1/6/2008	1,261.85	5491392-029	00864
21904	PV	00864	1/1/2008	1/11/2008	1/6/2008	991.75	5491392-030	00864
21905	PV	00853	1/1/2008	1/11/2008	1/6/2008	32,292.04	5491392-031	00853
21906	PV	00853	1/1/2008	1/11/2008	1/6/2008	1,885.30	5491392-032	00853
21907	PV	00853	1/1/2008	1/11/2008	1/6/2008	1,214.65	5491392-033	00853
21908	PV	00853	1/1/2008	1/11/2008	1/6/2008	787.14	5491392-034	00853
21909	PV	00855	1/1/2008	1/11/2008	1/6/2008	884.73	5491392-035	00855
21910	PV	00855	1/1/2008	1/11/2008	1/6/2008	2,803.19	5491392-036	00855
21911	PV	00855	1/1/2008	1/11/2008	1/6/2008	13,699.57	5491392-037	00855
21912	PV	00855	1/1/2008	1/11/2008	1/6/2008	196.65	5491392-038	00855
21913	PV	00900	1/1/2008	1/11/2008	1/6/2008	25,607.41	5491392-039	00900
21914	PV	00900	1/1/2008	1/11/2008	1/6/2008	14,115.75	5491392-040	00900
21915	PV	00850	1/1/2008	1/11/2008	1/6/2008	711.05	5491392-041	00850
21916	PV	00855	1/1/2008	1/11/2008	1/6/2008	2,717.94	5491392-042	00855
21917	PV	00855	1/1/2008	1/11/2008	1/6/2008	768.12	5491392-043	00855
21918	PV	00900	1/1/2008	1/11/2008	1/6/2008	528.49	5491392-044	00900
21919	PV	00855	1/1/2008	1/11/2008	1/6/2008	463.40	5491392-045	00855
21920	PV	00855	1/1/2008	1/11/2008	1/6/2008	507.83	5491392-046	00855
21921	PV	00855	1/1/2008	1/11/2008	1/6/2008	721.46	5491392-047	00855
21922	PV	00855	1/1/2008	1/11/2008	1/6/2008	612.22	5491392-048	00855
21923	PV	00855	1/1/2008	1/11/2008	1/6/2008	504.75	5491392-049	00855
21924	PV	00853	1/1/2008	1/11/2008	1/6/2008	1,055.88	5491392-050	00853
21925	PV	00865	1/1/2008	1/11/2008	1/6/2008	1,434.22	5491392-051	00865
21926	PV	00866	1/1/2008	1/11/2008	1/6/2008	4,517.50	5491392-052	00866
21927	PV	00860	1/1/2008	1/11/2008	1/6/2008	2,062.53	5491392-053	00860
21928	PV	00863	1/1/2008	1/11/2008	1/6/2008	1,712.80	5491392-054	00863
21929	PV	00850	1/1/2008	1/11/2008	1/6/2008	3,968.30	5491392-055	00850
21930	PV	00866	1/1/2008	1/11/2008	1/6/2008	1,331.99	5491392-056	00866
21931	PV	00866	1/1/2008	1/11/2008	1/6/2008	883.38	5491392-057	00866
21932	PV	00861	1/1/2008	1/11/2008	1/6/2008	1,710.60	5491392-058	00861
21933	PV	00861	1/1/2008	1/11/2008	1/6/2008	163.07	5491392-059	00861
21934	PV	00856	1/1/2008	1/11/2008	1/6/2008	329.72	5491392-060	00856
21935	PV	00859	1/1/2008	1/11/2008	1/6/2008	5.25	5491392-061	00859
21936	PV	00856	1/1/2008	1/11/2008	1/6/2008	5.25	5491392-062	00856

21937 PV	00856	1/1/2008	1/11/2008	1/6/2008	64.27	5491392-064	00856
21938 PV	00859	1/1/2008	1/11/2008	1/6/2008	297.24	5491392-065	00859
21939 PV	00858	1/1/2008	1/11/2008	1/6/2008	5.25	5491392-066	00858
21940 PV	00858	1/1/2008	1/11/2008	1/6/2008	458.09	5491392-067	00858
21941 PV	00858	1/1/2008	1/11/2008	1/6/2008	33.77	5491392-068	00858
21942 PV	00863	1/1/2008	1/11/2008	1/6/2008	52.50	5491392-069	00863
21943 PV	00857	1/1/2008	1/11/2008	1/6/2008	46.19	5491392-070	00857
21944 PV	00851	1/1/2008	1/11/2008	1/6/2008	1,000.87	5491392-071	00851
21945 PV	00855	1/1/2008	1/11/2008	1/6/2008	5.25	5491392-073	00855
21946 PV	00862	1/1/2008	1/11/2008	1/6/2008	15.75	5491392-074	00862
21947 PV	00855	1/1/2008	1/11/2008	1/6/2008	49.98	5491392-075	00855
21948 PV	00855	1/1/2008	1/11/2008	1/6/2008	554.74	5491392-076	00855
21949 PV	00855	1/1/2008	1/11/2008	1/6/2008	5.25	5491392-077	00855
21950 PV	00855	1/1/2008	1/11/2008	1/6/2008	62.13	5491392-078	00855
21951 PV	00864	1/1/2008	1/11/2008	1/6/2008	852.93	5491392-079	00864
21952 PV	00864	1/1/2008	1/11/2008	1/6/2008	336.53	5491392-080	00864
21953 PV	00855	1/1/2008	1/11/2008	1/6/2008	1,056.69	5491392-081	00855
21954 PV	00855	1/1/2008	1/11/2008	1/6/2008	783.84	5491392-082	00855
21955 PV	00864	1/1/2008	1/11/2008	1/6/2008	96.41	5491392-083	00864
21956 PV	00864	1/1/2008	1/11/2008	1/6/2008	59.71	5491392-084	00864
21957 PV	00853	1/1/2008	1/11/2008	1/6/2008	10,334.53	5491392-085	00853
21958 PV	00853	1/1/2008	1/11/2008	1/6/2008	1,316.87	5491392-086	00853
21959 PV	00853	1/1/2008	1/11/2008	1/6/2008	41.32	5491392-087	00853
21960 PV	00853	1/1/2008	1/11/2008	1/6/2008	21.00	5491392-088	00853
21961 PV	00855	1/1/2008	1/11/2008	1/6/2008	277.00	5491392-089	00855
21962 PV	00855	1/1/2008	1/11/2008	1/6/2008	1,428.85	5491392-090	00855
21963 PV	00855	1/1/2008	1/11/2008	1/6/2008	7,489.24	5491392-091	00855
21964 PV	00855	1/1/2008	1/11/2008	1/6/2008	299.39	5491392-092	00855
21965 PV	00900	1/1/2008	1/11/2008	1/6/2008	239.25	5491392-093	00900
21966 PV	00900	1/1/2008	1/11/2008	1/6/2008	8.00	5491392-094	00900
21967 PV	00850	1/1/2008	1/11/2008	1/6/2008	88.40	5491392-095	00850
21968 PV	00850	1/1/2008	1/11/2008	1/6/2008	1,977.88	5491392-096	00855
21969 PV	00855	1/1/2008	1/11/2008	1/6/2008	80.23	5491392-097	00855
21970 PV	00900	1/1/2008	1/11/2008	1/6/2008	9.25	5491392-098	00900
21971 PV	00855	1/1/2008	1/11/2008	1/6/2008	963.90	5491392-099	00855
21972 PV	00855	1/1/2008	1/11/2008	1/6/2008	5.25	5491392-100	00855
21973 PD	00855	1/1/2008	1/11/2008	1/11/2008	(5.25)	5491392-101	00855
21974 PV	00855	1/1/2008	1/11/2008	1/6/2008	64.77	5491392-102	00855
21975 PV	00855	1/1/2008	1/11/2008	1/6/2008	5.25	5491392-103	00855
21976 PV	00853	1/1/2008	1/11/2008	1/6/2008	26.25	5491392-104	00853
21977 PV	00865	1/1/2008	1/11/2008	1/6/2008	62.68	5491392-105	00865
21978 PV	00866	1/1/2008	1/11/2008	1/6/2008	1,353.83	5491392-106	00866
21979 PV	00860	1/1/2008	1/11/2008	1/6/2008	351.93	5491392-107	00860
21980 PV	00863	1/1/2008	1/11/2008	1/6/2008	437.32	5491392-108	00863

204,510.35

V3000163		DATE 1/1/08		INVOICE #820010105			
135100	6021.76	3821.30	62.00	147.00	209.00	11,843.08	
450100	1009.23	1316.24	6.00	15.75	21.75	2,325.47	
451100	2424.83	825.63	24.00	57.75	81.75	3,260.46	
368100	2393.89	1642.35	26.00	68.25	94.25	4,036.24	
357100	1933.01	126.32	14.00	36.75	50.75	2,059.33	
285100	2061.97	303.47	10.00	26.25	36.25	2,365.44	
332100	203.36	0.00	2.00	5.25	7.25	203.36	
286100	458.01	0.00	2.00	5.25	7.25	458.01	
287100	0.00	0.00	0.00	0.00	0.00	0.00	
288100	1211.97	38.02	10.00	26.25	36.25	1,249.99	
333100	2400.68	244.74	20.00	52.50	72.50	2,645.42	
50-0245					0.00	0.00	
315100	445.44	0.00	2.00	5.25	7.25	445.44	
316100	794.11	442.34	6.00	15.75	21.75	1,238.45	
317100	1036.97	18.02	8.00	15.75	23.75	1,054.99	
385100	2236.92	0.00	20.00	50.50	72.50	2,288.92	
900100	370.16	35.69	4.00	10.50	14.50	405.84	
160100	3104.62	918.87	36.00	84.00	120.00	4,021.49	
241100	0.00	0.00	0.00	0.00	0.00	0.00	
243100	0.00	0.00	2.00	5.25	7.25	0.00	
370100	371.63	0.00	8.00	18.75	21.75	371.63	
244100	602.73	34.23	8.00	15.75	23.75	636.96	
245100	1390.09	623.24	12.00	31.50	43.50	1,913.33	
246100	77.71	0.00	2.00	5.25	7.25	77.71	
247100	929.18	46.38	8.00	15.75	23.75	975.56	
400100	9379.72	669.18	74.00	183.75	257.75	10,048.90	
401100	6041.10	262.53	32.00	84.00	116.00	5,293.63	
248100	309.45	1051.44	2.00	5.25	7.25	1,360.89	
249100	477.51	768.09	6.00	15.75	21.76	1,245.60	
403100	1253.85	75.41	8.00	21.00	29.00	1,329.26	
406100	883.75	38.71	8.00	21.00	29.00	1,022.46	
182100	32084.04	9856.78	208.00	477.75	685.75	41,940.82	
183100	1873.30	1285.37	12.00	31.50	43.50	3,158.67	
187100	1208.65	25.57	6.00	15.75	21.75	1,234.22	
188100	777.14	0.00	10.00	21.00	31.00	777.14	
250100	880.73	288.50	4.00	10.60	14.50	1,147.23	
Z0251100	2791.19	1402.60	12.00	28.25	38.25	4,193.79	
252109	13587.57	7219.49	112.00	269.75	381.75	20,807.06	
253101	182.65	288.69	4.00	10.50	14.50	481.54	
900100	25601.41	0.00	106.00	239.25	345.25	25,501.41	
900144	14107.75	0.00	8.00	8.00	16.00	14,107.75	
102100	701.05	82.15	10.00	26.25	0.00	763.20	
256100	2685.94	1883.88	32.00	84.00	116.00	4,579.82	
258100	782.12	84.48	6.00	15.75	21.75	826.60	
900164	522.49	0.00	6.00	9.25	15.25	522.49	
268100	457.40	963.40	6.00	10.50	16.50	1,410.60	
259100	505.83	0.00	2.00	5.25	7.25	505.83	
260100	723.46	0.00	(2.00)	(5.25)	(7.25)	723.46	
261100	608.22	64.27	4.00	10.50	14.50	662.49	
262100	500.75	0.00	4.00	5.25	9.25	500.75	
189100	1043.88	0.00	12.00	26.25	38.25	1,043.88	
425100	1422.22	31.18	12.00	31.50	43.50	1,463.40	
453100	4479.50	1254.06	38.00	99.75	137.75	5,733.58	
345100	2034.53	278.43	28.00	73.50	101.50	2,312.96	
386100	1700.60	405.82	12.00	31.50	43.50	2,106.62	
TOTAL	162326.25	38533.09	1,072.00	2,517.75	3,547.75	200,859.35	

✓ = SUM =
88083.76

200859.35

3651.00

204,510.35

3000/63

February

20079
43607



GE Fleet Services

MAR 26 2008

CHARGEBACK BILLING INVOICE
NON-CAPITALIZED CHARGES
FOR PERIOD ENDING 01/31/2008

Doc

UTILITIES INC.
FLEET DEPARTMENT 8208
UTILITIES INC.
2335 SANDERS ROAD
NORTHBROOK

IL 60062

INVOICE C136911
PAGE 1
DATE 02/01/2008

FLEET TYPE	8208	UTILITIES INC.	AMOUNT
NON LEASED SALES FEE			\$ 100.00
SALE PROCEEDS			10.00CR

MAR 26 2008

PAYABLE BY 02/20/2008 TOTAL AMOUNT DUE → \$ 90.00
 INVOICE # C136911
 RETURN REMITTANCE COPY WITH PAYMENT TO:
 GE FLEET SERVICES
 PO BOX 100363
 ATLANTA GA 30384-0363
 DIRECT INQUIRIES TO CUSTOMER SVC 866-615-0657

GEFS receives and retains rebates, discounts and other compensation directly or indirectly from manufacturers, suppliers, third party providers and vendors to which it makes payments with respect to vehicles, goods and services provided under lease and services agreements.

RECEIVED
MAR 25 2008

Pod *Mr* Batch

Doc



GE Fleet Services

CHARGEBACK BILLING DETAIL
BILLING PERIOD ENDING 01/31/2008

INVOICE NO: C136911
PAGE NO: 1
DATE: 02/01/2008

FLEET 8208 UTILITIES INC.
GL/ACCT 900600 FL

UNIT NUMBER	CUSTOMER UNIT IDENTIFIER	ASSET CODE	YR-MAKE-MODEL	VIN	ON-ROAD DATE	AMOUNT TOTAL	
0009250	ALTAMONTE SPRINGS, FL VIDEO EQUIPMENT VAN (SEWER)	TLD	92 DODGE B150	2B7GB11X5NK163811	10/01/99		
CHARGE DATE: 01/08/08						NON LEASED SALES FEE 100.00	
CHARGE DATE: 01/08/08						SALE PROCEEDS 10.00 CR	
						90.00	

TOTALS	FLEET 8208	GL/ACCT 900600					
# UNITS BILLED						1	
NON LEASED SALES FEE						1	
SALE PROCEEDS						1	
GL/ACCT 900600 FL						90.00	



GE Fleet Services

CHARGEBACK BILLING INVOICE
NON-CAPITALIZED CHARGES
FOR PERIOD ENDING 01/31/2008

REMITTANCE COPY

UTILITIES INC.
FLEET DEPARTMENT 8208
UTILITIES INC.
2335 SANDERS ROAD
NORTHBROOK

IL 60062

INVOICE C136911
PAGE 1
DATE 02/01/2008

TYPE	FLEET	8208	UTILITIES INC.	AMOUNT
NON LEASED SALES FEE				\$ 100.00
SALE PROCEEDS				10.00CR

PAYABLE BY 02/20/2008
 INVOICE # C136911
 RETURN REMITTANCE COPY WITH PAYMENT TO:
 GE FLEET SERVICES
 PO BOX 100363
 ATLANTA GA 30384-0363
 DIRECT INQUIRIES TO CUSTOMER SVC 866-615-0657

TOTAL AMOUNT DUE -----> \$ 90.00

12868



GE Fleet Services

CHARGEBACK BILLING INVOICE
NON-CAPITALIZED CHARGES
FOR PERIOD ENDING 01/31/2008

ORIGINAL INVOICE

UTILITIES INC.
FLEET DEPARTMENT 8208
UTILITIES INC.
2335 SANDERS ROAD
NORTHBROOK

IL 60082

INVOICE C136811
PAGE 1
DATE 02/01/2008

FLEET TYPE	8208	UTILITIES INC.	AMOUNT
NON LEASED SALES FEE			\$ 100.00
SALE PROCEEDS			10.00CR

PAYABLE BY 02/20/2008
 INVOICE # C136811
 RETURN REMITTANCE COPY WITH PAYMENT TO:
 GE FLEET SERVICES
 PO BOX 100363
 ATLANTA GA 30384-0363
 DIRECT INQUIRIES TO CUSTOMER SVC 866-815-0657

TOTAL AMOUNT DUE -----> \$ 90.00

12866

Document Number	Doc Type	Doc Co	Invoice Date	G/L Date	Due Date	Gross Amount	Invoice Number	Co
43607	PV	00170	2/1/2008	3/26/2008	2/6/2008	90.00	C136911	00170

V3000/63

Feb 19 2008



GE Fleet Services

SERVICES BILLING INVOICE ORIGINAL INVOICE
FOR PERIOD ENDING 01/31/2008

Doc 41379-41485

UTILITIES INC.
FLEET DEPARTMENT 8208
UTILITIES INC.
2335 SANDERS ROAD
NORTHBROOK
FLEET

IL 60062
8208 UTILITIES INC.

INVOICE S502445
DATE 02/01/2008
PAGE 1

TYPE

AMOUNT

ELECTRONIC FUEL CARD PROGRAM
TOTAL SERVICE, REPAIR AND FEES

\$ 198,025.48
31,341.59

PAYABLE BY 02/10/2008
INVOICE #S502445

TOTAL AMOUNT DUE =====> \$ 229,367.07

RETURN REMITTANCE COPY WITH PAYMENT TO:

GE FLEET SERVICES
PO BOX 100363
ATLANTA GA 30384-0363

REFER QUESTIONS TO: BILLING (866)615-0657 CREDIT (866)615-0657

Total \$ 229,367.07
3,749.29
233,116.32

107354

GEFS receives and retains rebates, discounts and other compensation directly or indirectly from manufacturers, suppliers, third party providers and vendors to which it makes payments with respect to vehicles, goods and services provided under lease and services agreements.



GE Fleet Services

SERVICES BILLING INVOICE REMITTANCE COPY
FOR PERIOD ENDING 01/31/2008

UTILITIES INC.
FLEET DEPARTMENT 8208
UTILITIES INC.
2335 SANDERS ROAD
NORTHBROOK
FLEET

IL 60062
8208 UTILITIES INC.

INVOICE S502445
DATE 02/01/2008
PAGE 1

TYPE

AMOUNT

ELECTRONIC FUEL CARD PROGRAM
TOTAL SERVICE, REPAIR AND FEES

\$ 198,025.48
31,341.58

PAYABLE BY 02/10/2008
INVOICE #5502445

TOTAL AMOUNT DUE -----> \$ 229,367.07

RETURN REMITTANCE COPY WITH PAYMENT TO:

GE FLEET SERVICES
PO BOX 100363
ATLANTA GA 30384-0363

REFER QUESTIONS TO: BILLING (866)615-0657 CREDIT (866)615-0657

107355

GEFS receives and retains rebates, discounts and other compensation directly or indirectly from manufacturers, suppliers, third party providers and vendors to which it makes payments with respect to vehicles, goods and services provided under lease and services agreements.

SVNV

INVOICE**ORIGINAL****GE Fleet Services**

DATE 02/01/2008

PAYMENT DUE UPON RECEIPT

UTILITIES INC.
 FLEET DEPARTMENT 8208
 UTILITIES INC.
 2335 SANDERS ROAD
 NORTHBROOK IL 60062

FLEET 8208 UTILITIES INC.

TYPE	PERIOD	INVOICE NUMBER	AMOUNT
RENTAL	02/01/08 TO 02/29/08	B136912	
MTC MGMT			2,609.25
FUELCARD			1,102.00
24 HR MM			38.00
TOTAL			3,749.25

TOTAL DUE

3,749.25

RETURN ONE COPY WITH REMITTANCE TO
 GE FLEET SERVICES
 PO BOX 100363
 ATLANTA GA 30384-0363

DIRECT INQUIRIES TO CUSTOMER SVC

866-615-0657

12887

GEFS receives and retains rebates, discounts and other compensation directly or indirectly from manufacturers, suppliers, third party providers and vendors to which it makes payments with respect to vehicles, goods and services provided under lease and service agreements. The amount deemed to be sales tax on a vehicle and capitalized may be greater than the actual tax paid due to credits available to, and claimed by, GEFS.

L11001

INVOICE

REMITTANCE COPY



GE Fleet Services

DATE 02/01/2008

PAYMENT DUE UPON RECEIPT

UTILITIES INC.
 FLEET DEPARTMENT 8208
 UTILITIES INC.
 2335 SANDERS ROAD
 NORTHBROOK IL 60062

FLEET 8208 UTILITIES INC.

TYPE	PERIOD	INVOICE NUMBER	AMOUNT
RENTAL	02/01/08 TO 02/29/08	B136812	2,609.25
MTC MGMT			1,102.00
FUELCARD			38.00
24 HR MM			
TOTAL			3,749.25

TOTAL DUE 3,749.25

RETURN ONE COPY WITH REMITTANCE TO
 GE FLEET SERVICES
 PO BOX 100363
 ATLANTA GA 30384-0363

DIRECT INQUIRIES TO CUSTOMER SVC 866-815-0657 12869

GEFS receives and retains rebates, discounts and other compensation directly or indirectly from manufacturers, suppliers, third party providers and vendors to which it makes payments with respect to vehicles, goods and services provided under lease and services agreements. The amount deemed to be sales tax on a vehicle and capitalized may be greater than the actual tax paid due to credits available to, and claimed by, GEFS.

Document Number	Doc Type	Doc Co	Invoice Date	GL Date	Due Date	Gross Amount	Open Amount	Pay Stat	Supplier Number	Invoice Number	Co	Batch Number	Batch Type	Batch Date
41379 PV	00860		1/1/2008	3/18/2008	1/1/2008	11,032.48	11,032.48 A		3000183	5502445-001	00850	19235 V		3/18/2008
41380 PV	00860		1/1/2008	3/18/2008	1/1/2008	1,344.52	1,344.52 A		3000183	5502445-002	00850	19235 V		3/18/2008
41381 PV	00860		1/1/2008	3/18/2008	1/1/2008	2,829.84	2,829.84 A		3000183	5502445-003	00850	19235 V		3/18/2008
41382 PV	00861		1/1/2008	3/18/2008	1/1/2008	3,215.49	3,215.49 A		3000183	5502445-004	00851	19235 V		3/18/2008
41383 PV	00861		1/1/2008	3/18/2008	1/1/2008	2,259.16	2,259.16 A		3000183	5502445-005	00851	19235 V		3/18/2008
41384 PV	00858		1/1/2008	3/18/2008	1/1/2008	1,893.90	1,893.90 A		3000183	5502445-006	00856	19235 V		3/18/2008
41385 PV	00859		1/1/2008	3/18/2008	1/1/2008	183.01	183.01 A		3000463	5502445-007	00859	19235 V		3/18/2008
41386 PV	00859		1/1/2008	3/18/2008	1/1/2008	466.76	466.76 A		3000183	5502445-008	00856	19235 V		3/18/2008
41387 PV	00859		1/1/2008	3/18/2008	1/1/2008	1,878.18 A	1,878.18 A		3000183	5502445-011	00856	19235 V		3/18/2008
41388 PV	00869		1/1/2008	3/18/2008	1/1/2008	3,522.09	3,522.09 A		3000183	5502445-012	00859	19235 V		3/18/2008
41389 PV	00869		1/1/2008	3/18/2008	1/1/2008	537.05	537.05 A		3000183	5502445-013	00859	19235 V		3/18/2008
41390 PV	00869		1/1/2008	3/18/2008	1/1/2008	883.85	883.85 A		3000183	5502445-014	00859	19235 V		3/18/2008
41391 PV	00869		1/1/2008	3/18/2008	1/1/2008	1,322.59	1,322.59 A		3000183	5502445-015	00859	19235 V		3/18/2008
41392 PV	00863		1/1/2008	3/18/2008	1/1/2008	3,404.27	3,404.27 A		3000183	5502445-016	00863	19235 V		3/18/2008
41393 PV	00857		1/1/2008	3/18/2008	1/1/2008	520.05	520.05 A		3000183	5502445-018	00857	19235 V		3/18/2008
41394 PV	00861		1/1/2008	3/18/2008	1/1/2008	4,164.67	4,164.67 A		3000183	5502445-017	00861	19235 V		3/18/2008
41395 PV	00855		1/1/2008	3/18/2008	1/1/2008	448.4	448.4 A		3000183	5502445-018	00855	19235 V		3/18/2008
41396 PV	00855		1/1/2008	3/18/2008	1/1/2008	2	2 A		3000183	5502445-019	00855	19235 V		3/18/2008
41397 PV	00855		1/1/2008	3/18/2008	1/1/2008	468.65	468.65 A		3000183	5502445-020	00855	19235 V		3/18/2008
41398 PV	00855		1/1/2008	3/18/2008	1/1/2008	945.81	945.81 A		3000183	5502445-021	00855	19235 V		3/18/2008
41399 PV	00855		1/1/2008	3/18/2008	1/1/2008	1,878.38	1,878.38 A		3000183	5502445-022	00855	19235 V		3/18/2008
41400 PV	00855		1/1/2008	3/18/2008	1/1/2008	73.84	73.84 A		3000183	5502445-023	00855	19235 V		3/18/2008
41401 PV	00855		1/1/2008	3/18/2008	1/1/2008	1,098.35	1,098.35 A		3000183	5502445-024	00855	19235 V		3/18/2008
41402 PV	00884		1/1/2008	3/18/2008	1/1/2008	12,514.90 A	12,514.90 A		3000183	5502445-025	00884	19235 V		3/18/2008
41403 PV	00864		1/1/2008	3/18/2008	1/1/2008	4,826.43	4,826.43 A		3000183	5502445-026	00864	19235 V		3/18/2008
41404 PV	00856		1/1/2008	3/18/2008	1/1/2008	587.8	587.8 A		3000183	5502445-027	00856	19235 V		3/18/2008
41405 PV	00864		1/1/2008	3/18/2008	1/1/2008	584.13 A	584.13 A		3000183	5502445-028	00864	19235 V		3/18/2008
41406 PV	00864		1/1/2008	3/18/2008	1/1/2008	1,855.13	1,855.13 A		3000183	5502445-029	00864	19235 V		3/18/2008
41407 PV	00864		1/1/2008	3/18/2008	1/1/2008	1,573.00	1,573.00 A		3000183	5502445-030	00864	19235 V		3/18/2008
41408 PV	00853		1/1/2008	3/18/2008	1/1/2008	37,515.96	37,515.96 A		3000183	5502445-031	00853	19235 V		3/18/2008
41409 PV	00853		1/1/2008	3/18/2008	1/1/2008	2,721.33	2,721.33 A		3000183	5502445-032	00853	19235 V		3/18/2008
41410 PV	00850		1/1/2008	3/18/2008	1/1/2008	870	870 A		3000183	5502445-033	00850	19235 V		3/18/2008
41411 PV	00853		1/1/2008	3/18/2008	1/1/2008	909.9	909.9 A		3000183	5502445-034	00853	19235 V		3/18/2008
41412 PV	00859		1/1/2008	3/18/2008	1/1/2008	651.08	651.08 A		3000183	5502445-035	00859	19235 V		3/18/2008
41413 PV	00855		1/1/2008	3/18/2008	1/1/2008	2,832.31	2,832.31 A		3000183	5502445-036	00855	19235 V		3/18/2008
41414 PV	00855		1/1/2008	3/18/2008	1/1/2008	17,087.81	17,087.81 A		3000183	5502445-037	00855	19235 V		3/18/2008
41415 PV	00855		1/1/2008	3/18/2008	1/1/2008	171.55	171.55 A		3000183	5502445-038	00855	19235 V		3/18/2008
41416 PV	00900		1/1/2008	3/18/2008	1/1/2008	33,804.04 A	33,804.04 A		3000183	5502445-039	00900	19235 V		3/18/2008
41417 PV	00900		1/1/2008	3/18/2008	1/1/2008	18,712.98	18,712.98 A		3000183	5502445-040	00900	19235 V		3/18/2008
41418 PV	00850		1/1/2008	3/18/2008	1/1/2008	982.21	982.21 A		3000183	5502445-041	00850	19235 V		3/18/2008
41419 PV	00855		1/1/2008	3/18/2008	1/1/2008	2,963.24	2,963.24 A		3000183	5502445-042	00855	19235 V		3/18/2008
41420 PV	00855		1/1/2008	3/18/2008	1/1/2008	880.32	880.32 A		3000183	5502445-043	00855	19235 V		3/18/2008
41421 PV	00850		1/1/2008	3/18/2008	1/1/2008	823.2	823.2 A		3000183	5502445-044	00850	19235 V		3/18/2008
41422 PV	00855		1/1/2008	3/18/2008	1/1/2008	420.43	420.43 A		3000183	5502445-045	00855	19235 V		3/18/2008
41423 PV	00884		1/1/2008	3/18/2008	1/1/2008	538.08	538.08 A		3000183	5502445-046	00884	19235 V		3/18/2008
41424 PV	00855		1/1/2008	3/18/2008	1/1/2008	880.58	880.58 A		3000183	5502445-047	00855	19235 V		3/18/2008
41425 PV	00855		1/1/2008	3/18/2008	1/1/2008	820.42	820.42 A		3000183	5502445-048	00855	19235 V		3/18/2008
41426 PV	00855		1/1/2008	3/18/2008	1/1/2008	572.98	572.98 A		3000183	5502445-049	00855	19235 V		3/18/2008
41427 PV	00853		1/1/2008	3/18/2008	1/1/2008	1,486.68	1,486.68 A		3000183	5502445-050	00853	19235 V		3/18/2008
41428 PV	00865		1/1/2008	3/18/2008	1/1/2008	1,977.47	1,977.47 A		3000183	5502445-051	00865	19235 V		3/18/2008
41429 PV	00860		1/1/2008	3/18/2008	1/1/2008	4,780.08	4,780.08 A		3000183	5502445-052	00860	19235 V		3/18/2008
41430 PV	00860		1/1/2008	3/18/2008	1/1/2008	2,117.43	2,117.43 A		3000183	5502445-053	00860	19235 V		3/18/2008
41431 PV	00860		1/1/2008	3/18/2008	1/1/2008	2,140.77	2,140.77 A		3000183	5502445-054	00860	19235 V		3/18/2008
41432 PV	00860		1/1/2008	3/18/2008	1/1/2008	1,980.17	1,980.17 A		3000183	5502445-055	00860	19235 V		3/18/2008
41433 PV	00860		1/1/2008	3/18/2008	1/1/2008	712.81	712.81 A		3000183	5502445-056	00860	19235 V		3/18/2008
41434 PV	00860		1/1/2008	3/18/2008	1/1/2008	322.05	322.05 A		3000183	5502445-057	00860	19235 V		3/18/2008
41435 PV	00861		1/1/2008	3/18/2008	1/1/2008	298.4	298.4 A		3000183	5502445-058	00861	19235 V		3/18/2008
41436 PV	00861		1/1/2008	3/18/2008	1/1/2008	-31.83	-31.83 A		3000183	5502445-059	00861	19235 V		3/18/2008
41437 PV	00860		1/1/2008	3/18/2008	1/1/2008	232.5	232.5 A		3000183	5502445-060	00860	19235 V		3/18/2008
41438 PV	00860		1/1/2008	3/18/2008	1/1/2008	48.83	48.83 A		3000183	5502445-061	00860	19235 V		3/18/2008
41439 PV	00854		1/1/2008	3/18/2008	1/1/2008	5.25	5.25 A		3000183	5502445-062	00854	19235 V		3/18/2008
41440 PV	00854		1/1/2008	3/18/2008	1/1/2008	18	18 A		3000183	5502445-063	00854	19235 V		3/18/2008
41441 PV	00856		1/1/2008	3/18/2008	1/1/2008	111.42	111.42 A		3000183	5502445-064	00856	19235 V		3/18/2008
41442 PV	00859		1/1/2008	3/18/2008	1/1/2008	653.83	653.83 A		3000183	5502445-065	00859	19235 V		3/18/2008
41443 PV	00860		1/1/2008	3/18/2008	1/1/2008	284.92	284.92 A		3000183	5502445-066	00860	19235 V		3/18/2008
41444 PV	00858		1/1/2008	3/18/2008	1/1/2008	15.75	15.75 A		3000183	5502445-067	00858	19235 V		3/18/2008
41445 PV	00858		1/1/2008	3/18/2008	1/1/2008	1,918.57	1,918.57 A		3000183	5502445-068	00858	19235 V		3/18/2008
41446 PV	00863		1/1/2008	3/18/2008	1/1/2008	1,808.40	1,808.40 A		3000183	5502445-069	00863	19235 V		3/18/2008
41447 PV	00867		1/1/2008	3/18/2008	1/1/2008	10.5	10.5 A		3000183	5502445-070	00867	19235 V		3/18/2008
41448 PV	00861		1/1/2008	3/18/2008	1/1/2008	715.28	715.28 A		3000183	5502445-071	00861	19235 V		3/18/2008
41449 PV	00855		1/1/2008	3/18/2008	1/1/2008	140.48	140.48 A		3000183	5502445-072	00855	19235 V		3/18/2008
41450 PV	00855		1/1/2008	3/18/2008	1/1/2008	5.25	5.25 A		3000183	5502445-073	00855	19235 V		3/18/2008
41451 PV	00855		1/1/2008	3/18/2008	1/1/2008	59.59	59.59 A		3000183	5502445-074	00855	19235 V		3/18/2008
41452 PV	00855		1/1/2008	3/18/2008	1/1/2008	1,188.18	1,188.18 A		3000183	5502445-075	00855	19235 V		3

41481 PV	00853	1/1/2008	3/1/2008	14/2008	599.63	599.33 A	3000163 SS02445-104	00853	10235 Y	3/1/2008
41482 PV	00855	1/1/2008	3/1/2008	14/2008	615.98	615.68 A	3000163 SS02445-105	00855	10235 V	3/1/2008
41483 PV	00856	1/1/2008	3/1/2008	14/2008	997.18	997.18 A	3000163 SS02445-106	00856	10235 V	3/1/2008
41484 PV	00858	1/1/2008	3/1/2008	14/2008	589.11	589.11 A	3000163 SS02445-107	00858	10235 Y	3/1/2008
41485 PV	00853	1/1/2008	3/1/2008	14/2008	824.41	824.41 A	3000163 SS02445-108	00853	10235 V	3/1/2008
					233,116.32	233,116.32				

Document Number	Doc Type	Doc Co	Invoice Date	G/L Date	Due Date	Gross Amount	Invoice Number	Co
41379	PV	00850	1/1/2008	3/18/2008	1/6/2008	11,032.65	5502445-001	00850
41380	PV	00866	1/1/2008	3/18/2008	1/6/2008	1,344.52	5502445-002	00866
41381	PV	00866	1/1/2008	3/18/2008	1/6/2008	2,823.64	5502445-003	00866
41382	PV	00861	1/1/2008	3/18/2008	1/6/2008	3,216.49	5502445-004	00861
41383	PV	00861	1/1/2008	3/18/2008	1/6/2008	2,259.16	5502445-005	00861
41384	PV	00856	1/1/2008	3/18/2008	1/6/2008	1,623.90	5502445-006	00856
41385	PV	00859	1/1/2008	3/18/2008	1/6/2008	183.01	5502445-007	00859
41386	PV	00856	1/1/2008	3/18/2008	1/6/2008	465.75	5502445-008	00856
41387	PV	00856	1/1/2008	3/18/2008	1/6/2008	1,676.18	5502445-010	00856
41388	PV	00859	1/1/2008	3/18/2008	1/6/2008	3,528.06	5502445-011	00859
41389	PV	00858	1/1/2008	3/18/2008	1/6/2008	537.65	5502445-012	00858
41390	PV	00858	1/1/2008	3/18/2008	1/6/2008	993.65	5502445-013	00858
41391	PV	00858	1/1/2008	3/18/2008	1/6/2008	1,322.59	5502445-014	00858
41392	PV	00863	1/1/2008	3/18/2008	1/6/2008	3,404.27	5502445-015	00863
41393	PV	00857	1/1/2008	3/18/2008	1/6/2008	520.05	5502445-016	00857
41394	PV	00851	1/1/2008	3/18/2008	1/6/2008	4,164.67	5502445-017	00851
41395	PV	00855	1/1/2008	3/18/2008	1/6/2008	448.40	5502445-018	00855
41396	PV	00855	1/1/2008	3/18/2008	1/6/2008	2.00	5502445-019	00855
41397	PV	00866	1/1/2008	3/18/2008	1/6/2008	496.65	5502445-020	00866
41398	PV	00855	1/1/2008	3/18/2008	1/6/2008	945.81	5502445-021	00855
41399	PV	00855	1/1/2008	3/18/2008	1/6/2008	1,976.38	5502445-022	00855
41400	PV	00855	1/1/2008	3/18/2008	1/6/2008	73.84	5502445-023	00855
41401	PV	00855	1/1/2008	3/18/2008	1/6/2008	1,098.35	5502445-024	00855
41402	PV	00855	1/1/2008	3/18/2008	1/6/2008	12,314.90	5502445-025	00864
41403	PV	00855	1/1/2008	3/18/2008	1/6/2008	4,826.43	5502445-026	00864
41404	PV	00855	1/1/2008	3/18/2008	1/6/2008	397.90	5502445-027	00855
41405	PV	00855	1/1/2008	3/18/2008	1/6/2008	564.13	5502445-028	00855
41406	PV	00864	1/1/2008	3/18/2008	1/6/2008	1,655.13	5502445-029	00864
41407	PV	00864	1/1/2008	3/18/2008	1/6/2008	1,373.00	5502445-030	00864
41408	PV	00853	1/1/2008	3/18/2008	1/6/2008	37,513.96	5502445-031	00853
41409	PV	00853	1/1/2008	3/18/2008	1/6/2008	2,721.33	5502445-032	00853
41410	PV	00853	1/1/2008	3/18/2008	1/6/2008	970.00	5502445-033	00853
41411	PV	00853	1/1/2008	3/18/2008	1/6/2008	999.90	5502445-034	00853
41412	PV	00855	1/1/2008	3/18/2008	1/6/2008	651.09	5502445-035	00855
41413	PV	00855	1/1/2008	3/18/2008	1/6/2008	2,632.31	5502445-036	00855
41414	PV	00855	1/1/2008	3/18/2008	1/6/2008	17,067.91	5502445-037	00855
41415	PV	00855	1/1/2008	3/18/2008	1/6/2008	171.65	5502445-038	00855
41416	PV	00900	1/1/2008	3/18/2008	1/6/2008	33,604.04	5502445-039	00900
41417	PV	00900	1/1/2008	3/18/2008	1/6/2008	16,712.99	5502445-040	00900
41418	PV	00850	1/1/2008	3/18/2008	1/6/2008	992.21	5502445-041	00850
41419	PV	00855	1/1/2008	3/18/2008	1/6/2008	2,969.24	5502445-042	00855
41420	PV	00855	1/1/2008	3/18/2008	1/6/2008	680.62	5502445-043	00855
41421	PV	00900	1/1/2008	3/18/2008	1/6/2008	623.20	5502445-044	00900
41422	PV	00855	1/1/2008	3/18/2008	1/6/2008	420.43	5502445-045	00855
41423	PV	00855	1/1/2008	3/18/2008	1/6/2008	539.08	5502445-046	00855
41424	PV	00855	1/1/2008	3/18/2008	1/6/2008	680.56	5502445-047	00855
41425	PV	00855	1/1/2008	3/18/2008	1/6/2008	820.42	5502445-048	00855
41426	PV	00855	1/1/2008	3/18/2008	1/6/2008	572.96	5502445-049	00855
41427	PV	00853	1/1/2008	3/18/2008	1/6/2008	1,498.66	5502445-050	00853
41428	PV	00865	1/1/2008	3/18/2008	1/6/2008	1,977.47	5502445-051	00865
41429	PV	00866	1/1/2008	3/18/2008	1/6/2008	4,780.09	5502445-052	00866
41430	PV	00860	1/1/2008	3/18/2008	1/6/2008	2,117.43	5502445-053	00860
41431	PV	00863	1/1/2008	3/18/2008	1/6/2008	2,140.77	5502445-054	00863
41432	PV	00850	1/1/2008	3/18/2008	1/6/2008	1,689.17	5502445-055	00850

41433 PV	00866	1/1/2008	3/18/2008	1/6/2008	712.91	S502445-056	00866
41434 PV	00866	1/1/2008	3/18/2008	1/6/2008	322.05	S502445-057	00866
41435 PV	00861	1/1/2008	3/18/2008	1/6/2008	239.40	S502445-058	00861
41436 PD	00861	1/1/2008	3/18/2008	3/18/2008	(31.83)	S502445-059	00861
41437 PV	00856	1/1/2008	3/18/2008	1/6/2008	232.50	S502445-060	00856
41438 PV	00859	1/1/2008	3/18/2008	1/6/2008	46.93	S502445-061	00859
41439 PV	00856	1/1/2008	3/18/2008	1/6/2008	5.25	S502445-062	00856
41440 PV	00856	1/1/2008	3/18/2008	1/6/2008	18.00	S502445-063	00856
41441 PV	00856	1/1/2008	3/18/2008	1/6/2008	111.42	S502445-064	00856
41442 PV	00859	1/1/2008	3/18/2008	1/6/2008	653.83	S502445-065	00859
41443 PV	00858	1/1/2008	3/18/2008	1/6/2008	284.92	S502445-066	00858
41444 PV	00858	1/1/2008	3/18/2008	1/6/2008	15.75	S502445-067	00858
41445 PV	00858	1/1/2008	3/18/2008	1/6/2008	1,018.57	S502445-068	00858
41446 PV	00863	1/1/2008	3/18/2008	1/6/2008	1,808.40	S502445-069	00863
41447 PV	00857	1/1/2008	3/18/2008	1/6/2008	10.50	S502445-070	00857
41448 PV	00851	1/1/2008	3/18/2008	1/6/2008	715.28	S502445-071	00851
41449 PV	00855	1/1/2008	3/18/2008	1/6/2008	140.48	S502445-072	00855
41450 PV	00855	1/1/2008	3/18/2008	1/6/2008	5.25	S502445-073	00855
41451 PV	00862	1/1/2008	3/18/2008	1/6/2008	59.59	S502445-074	00862
41452 PV	00855	1/1/2008	3/18/2008	1/6/2008	1,189.18	S502445-075	00855
41453 PV	00855	1/1/2008	3/18/2008	1/6/2008	752.78	S502445-076	00855
41454 PV	00855	1/1/2008	3/18/2008	1/6/2008	5.25	S502445-077	00855
41455 PV	00855	1/1/2008	3/18/2008	1/6/2008	310.08	S502445-078	00855
41456 PV	00864	1/1/2008	3/18/2008	1/6/2008	2,638.17	S502445-079	00864
41457 PV	00864	1/1/2008	3/18/2008	1/6/2008	2,548.20	S502445-080	00864
41458 PV	00855	1/1/2008	3/18/2008	1/6/2008	5.25	S502445-081	00855
41459 PV	00855	1/1/2008	3/18/2008	1/6/2008	90.23	S502445-082	00855
41460 PV	00864	1/1/2008	3/18/2008	1/6/2008	100.29	S502445-083	00864
41461 PV	00864	1/1/2008	3/18/2008	1/6/2008	60.33	S502445-084	00864
41462 PV	00853	1/1/2008	3/18/2008	1/6/2008	6,348.02	S502445-085	00853
41463 PV	00853	1/1/2008	3/18/2008	1/6/2008	364.77	S502445-086	00853
41464 PV	00853	1/1/2008	3/18/2008	1/6/2008	87.04	S502445-087	00853
41465 PV	00853	1/1/2008	3/18/2008	1/6/2008	102.94	S502445-088	00853
41466 PV	00855	1/1/2008	3/18/2008	1/6/2008	70.20	S502445-089	00855
41467 PV	00855	1/1/2008	3/18/2008	1/6/2008	3,010.61	S502445-090	00855
41468 PV	00855	1/1/2008	3/18/2008	1/6/2008	2,828.22	S502445-091	00855
41469 PV	00855	1/1/2008	3/18/2008	1/6/2008	10.50	S502445-092	00855
41470 PV	00900	1/1/2008	3/18/2008	1/6/2008	239.25	S502445-093	00900
41471 PV	00900	1/1/2008	3/18/2008	1/6/2008	8.00	S502445-094	00900
41472 PV	00850	1/1/2008	3/18/2008	1/6/2008	56.73	S502445-095	00850
41473 PV	00855	1/1/2008	3/18/2008	1/6/2008	813.88	S502445-096	00855
41474 PV	00855	1/1/2008	3/18/2008	1/6/2008	15.75	S502445-097	00855
41475 PV	00855	1/1/2008	3/18/2008	1/6/2008	9.25	S502445-098	00900
41476 PV	00855	1/1/2008	3/18/2008	1/6/2008	156.01	S502445-099	00855
41477 PV	00855	1/1/2008	3/18/2008	1/6/2008	5.25	S502445-100	00855
41478 PV	00855	1/1/2008	3/18/2008	1/6/2008	462.86	S502445-101	00855
41479 PV	00855	1/1/2008	3/18/2008	1/6/2008	10.50	S502445-102	00855
41480 PV	00855	1/1/2008	3/18/2008	1/6/2008	35.02	S502445-103	00855
41481 PV	00853	1/1/2008	3/18/2008	1/6/2008	599.53	S502445-104	00853
41482 PV	00865	1/1/2008	3/18/2008	1/6/2008	615.68	S502445-105	00865
41483 PV	00866	1/1/2008	3/18/2008	1/6/2008	967.18	S502445-106	00866
41484 PV	00860	1/1/2008	3/18/2008	1/6/2008	589.11	S502445-107	00860
41485 PV	00863	1/1/2008	3/18/2008	1/6/2008	824.41	S502445-108	00863

233,116.32

V3000163 DATE 2/1/08		INVOICE #8208020108				
Item	Fuel	Maintenance	Oil	Parts	Repairs	Total
135100	10966.65	1542.17	66.00	147.00	213.00	12,508.82
450100	1334.52	666.66	10.00	26.25	36.25	2,021.18
451100	2805.64	280.05	18.00	42.00	60.00	3,085.69
356100	3186.49	180.65	30.00	78.75	108.75	3,347.14
357100	2245.16	(68.58)	14.00	36.75	50.75	2,176.58
285100	1611.90	201.00	12.00	31.50	43.50	1,812.90
332100	181.01	41.68	2.00	5.25	7.25	222.69
286100	463.75	0.00	2.00	5.25	7.25	463.75
252100	0.00	18.00	0.00	0.00	0.00	18.00
288100	1666.18	85.17	10.00	26.25	36.25	1,751.35
333100	3508.06	601.33	20.00	52.50	72.50	4,109.39
50-0245					0.00	0.00
315100	535.85	279.67	2.00	5.25	7.25	815.32
316100	967.66	0.00	6.00	15.75	21.75	987.65
317100	1314.59	1002.82	8.00	15.75	23.75	2,317.41
385100	3386.27	1761.15	18.00	47.25	65.25	5,147.42
300100	516.05	0.00	4.00	10.50	14.50	516.05
150100	4130.87	636.53	34.00	78.75	112.75	4,767.20
102109	446.40	136.23	2.00	5.25	7.25	581.63
243100	0.00	0.00	2.00	5.25	7.25	0.00
370100	490.65	43.84	6.00	15.75	21.75	534.49
244100	937.81	1173.43	8.00	15.75	23.75	2,111.24
245100	1968.38	731.78	8.00	21.00	29.00	2,700.16
246100	71.84	0.00	2.00	5.25	7.25	71.84
247100	1080.35	294.33	8.00	15.75	23.75	1,384.68
400100	12240.90	2454.42	74.00	183.75	257.75	14,895.32
401100	4794.43	2464.20	32.00	84.00	116.00	7,258.63
248100	395.90	0.00	2.00	5.25	7.25	395.90
249100	558.13	74.48	6.00	15.75	21.75	632.61
403100	1647.13	79.29	8.00	21.00	29.00	1,726.42
405100	1365.00	39.33	8.00	21.00	29.00	1,404.33
182100	37305.96	5870.27	208.00	477.75	685.75	43,176.23
183100	2708.33	333.27	12.00	31.50	43.50	3,042.60
187100	964.00	71.29	6.00	15.75	21.75	1,035.29
188100	989.90	81.84	10.00	21.00	31.00	1,071.84
250100	643.09	49.20	8.00	21.00	29.00	692.29
2D251100	2618.31	2979.11	14.00	31.50	45.50	5,597.42
252109	16949.91	2542.72	118.00	285.50	403.50	19,492.63
253100	167.65	0.00	4.00	10.50	14.50	167.65
900100	33498.04	0.00	108.00	299.25	345.25	33,498.04
900144	16704.99	0.00	8.00	8.00	16.00	16,704.99
102100	962.21	30.48	10.00	26.25	36.25	1,012.69
255100	2937.24	729.88	32.00	84.00	116.00	3,667.12
256100	674.62	0.00	6.00	15.75	21.75	674.62
900164	617.20	0.00	6.00	9.25	15.25	617.20
258100	414.43	145.51	6.00	10.50	16.50	559.94
259100	537.08	0.00	2.00	5.25	7.25	537.08
260100	678.56	457.61	2.00	5.25	7.25	1,136.17
261100	816.42	0.00	4.00	10.50	14.50	816.42
262100	568.96	29.77	4.00	5.25	9.25	598.73
189100	1486.66	573.28	12.00	26.25	38.25	2,059.94
425100	1957.47	563.18	20.00	52.50	72.50	2,520.65
453100	4738.09	856.93	42.00	110.25	152.25	5,595.02
345100	2089.43	515.61	28.00	73.50	101.50	2,605.04
388100	2128.77	792.91	12.00	31.50	43.50	2,921.68
TOTAL	498089.99	138144.58	1102.00	2847.25	3749.25	640383.07

229367.07

3749.25

233,116.32

MAR Batch 19316



GE Fleet Services

Doc 41639-41743

SERVICES BILLING INVOICE
FOR PERIOD ENDING 02/29/2008

UTILITIES INC.
FLEET DEPARTMENT 8208
UTILITIES INC.
2335 SANDERS ROAD
NORTHBROOK

IL 60062
UTILITIES INC.

INVOICE S513369
DATE 03/01/2008
PAGE 1

FLEET 8208

TYPE

AMOUNT

ELECTRONIC FUEL CARD PROGRAM
TOTAL SERVICE, REPAIR AND FEES

\$ 165,470.97
33,103.69

PAYABLE BY 03/10/2008
INVOICE #S513369

TOTAL AMOUNT DUE ----> \$ 198,574.66

RETURN REMITTANCE COPY WITH PAYMENT TO:

GE FLEET SERVICES
PO BOX 100363
ATLANTA GA 30384-0363
REFER QUESTIONS TO: BILLING (866)615-0657 CREDIT (866)615-0657

Total \$ 198,574.66
3,696.50
202,271.16

GEFS receives and retains rebates, discounts and other compensation directly or indirectly from manufacturers, suppliers, third party providers and vendors to which it makes payments with respect to vehicles, goods and services provided under lease and services agreements.

INVOICE

ORIGINAL



GE Fleet Services

DATE 03/01/2008

PAYMENT DUE UPON RECEIPT

UTILITIES INC.
FLEET DEPARTMENT 8208
UTILITIES INC.
2335 SANDERS ROAD
NORTHBROOK IL 60062

FLEET 8208 UTILITIES INC.

TYPE	PERIOD	INVOICE NUMBER	AMOUNT
RENTAL	03/01/08 TO 03/31/08	B157986	
MTC MGMT			2,572.50
FUELCARD			1,086.00
24 HR MM			38.00
TOTAL			3,696.50

TOTAL DUE 3,696.50

RETURN ONE COPY WITH REMITTANCE TO
GE FLEET SERVICES
PO BOX 100363
ATLANTA GA 30384-0363

DIRECT INQUIRIES TO CUSTOMER SVC 866-615-0657

GEFS receives and retains rebates, discounts and other compensation directly or indirectly from manufacturers, suppliers, third party providers and vendors to which it makes payments with respect to vehicles, goods and services provided under lease and service agreements. The amount deemed to be sales tax on a vehicle and capitalized may be greater than the actual tax paid due to credits available to, and claimed by, GEFS.

Document	Doc Type	Doc Co	Invoice Da	Q/L Date	Due Date	Gross Amount	Open Amount	Foreign A	Foreign O	Pay Stat	Supplier N	Invoice N	Co	Batch Num	Batch Typ	Batch Date
41637	PV	00850	1/1/2008	3/18/2008	1/6/2008	8,018.80	8,018.80			A	3000183	S513389-000650		19316	V	3/18/2008
41638	PV	00868	1/1/2008	3/18/2008	1/6/2008	1,053.42	1,053.42			A	3000183	S513389-000666		19316	V	3/18/2008
41639	PV	00868	1/1/2008	3/18/2008	1/6/2008	2,141.16	2,141.16			A	3000183	S513389-000666		19316	V	3/18/2008
41640	PV	00861	1/1/2008	3/18/2008	1/6/2008	2,352.18	2,352.18			A	3000183	S513389-000661		19316	V	3/18/2008
41641	PV	00861	1/1/2008	3/18/2008	1/6/2008	1,847.46	1,847.46			A	3000183	S513389-000661		19316	V	3/18/2008
41642	PV	00856	1/1/2008	3/18/2008	1/6/2008	1,056.30	1,056.30			A	3000183	S513389-000659		19316	V	3/18/2008
41643	PV	00859	1/1/2008	3/18/2008	1/6/2008	137.57	137.57			A	3000183	S513389-000659		19316	V	3/18/2008
41644	PV	00856	1/1/2008	3/18/2008	1/6/2008	452.25	452.25			A	3000183	S513389-000656		19316	V	3/18/2008
41645	PV	00856	1/1/2008	3/18/2008	1/6/2008	1,404.35	1,404.35			A	3000183	S513389-000656		19316	V	3/18/2008
41646	PV	00859	1/1/2008	3/18/2008	1/6/2008	3,004.60	3,004.60			A	3000183	S513389-000659		19316	V	3/18/2008
41647	PV	00858	1/1/2008	3/18/2008	1/6/2008	353.64	353.64			A	3000183	S513389-000658		19316	V	3/18/2008
41648	PV	00858	1/1/2008	3/18/2008	1/6/2008	826.41	826.41			A	3000183	S513389-000658		19316	V	3/18/2008
41649	PV	00858	1/1/2008	3/18/2008	1/6/2008	1,201.78	1,201.78			A	3000183	S513389-000658		19316	V	3/18/2008
41650	PV	00863	1/1/2008	3/18/2008	1/6/2008	2,728.01	2,728.01			A	3000183	S513389-000663		19316	V	3/18/2008
41651	PV	00857	1/1/2008	3/18/2008	1/6/2008	580.3	580.3			A	3000183	S513389-000657		19316	V	3/18/2008
41652	PV	00851	1/1/2008	3/18/2008	1/6/2008	4,048.16	4,048.16			A	3000183	S513389-000651		19316	V	3/18/2008
41653	PV	00855	1/1/2008	3/18/2008	1/6/2008	472.35	472.35			A	3000183	S513389-000655		19316	V	3/18/2008
41654	PV	00855	1/1/2008	3/18/2008	1/6/2008	2	2			A	3000183	S513389-000655		19316	V	3/18/2008
41655	PV	00862	1/1/2008	3/18/2008	1/6/2008	505.19	505.19			A	3000183	S513389-000662		19316	V	3/18/2008
41656	PV	00855	1/1/2008	3/18/2008	1/6/2008	790.96	790.96			A	3000183	S513389-000655		19316	V	3/18/2008
41657	PV	00855	1/1/2008	3/18/2008	1/6/2008	1,661.78	1,661.78			A	3000183	S513389-000655		19316	V	3/18/2008
41658	PV	00855	1/1/2008	3/18/2008	1/6/2008	111.46	111.46			A	3000183	S513389-000655		19316	V	3/18/2008
41659	PV	00855	1/1/2008	3/18/2008	1/6/2008	812.8	812.8			A	3000183	S513389-000655		19316	V	3/18/2008
41660	PV	00864	1/1/2008	3/18/2008	1/6/2008	10,586.47	10,586.47			A	3000183	S513389-000664		19316	V	3/18/2008
41661	PV	00864	1/1/2008	3/18/2008	1/6/2008	4,036.61	4,036.61			A	3000183	S513389-000664		19316	V	3/18/2008
41662	PV	00855	1/1/2008	3/18/2008	1/6/2008	333.95	333.95			A	3000183	S513389-000655		19316	V	3/18/2008
41663	PV	00855	1/1/2008	3/18/2008	1/6/2008	411.93	411.93			A	3000183	S513389-000655		19316	V	3/18/2008
41664	PV	00864	1/1/2008	3/18/2008	1/6/2008	1,404.18	1,404.18			A	3000183	S513389-000664		19316	V	3/18/2008
41665	PV	00864	1/1/2008	3/18/2008	1/6/2008	974.77	974.77			A	3000183	S513389-000664		19316	V	3/18/2008
41666	PV	00853	1/1/2008	3/18/2008	1/6/2008	32,359.83	32,359.83			A	3000183	S513389-000653		19316	V	3/18/2008
41667	PV	00853	1/1/2008	3/18/2008	1/6/2008	2,167.07	2,167.07			A	3000183	S513389-000653		19316	V	3/18/2008
41668	PV	00853	1/1/2008	3/18/2008	1/6/2008	998.16	998.16			A	3000183	S513389-000653		19316	V	3/18/2008
41669	PV	00853	1/1/2008	3/18/2008	1/6/2008	679.15	679.15			A	3000183	S513389-000653		19316	V	3/18/2008
41670	PV	00855	1/1/2008	3/18/2008	1/6/2008	804.01	804.01			A	3000183	S513389-000655		19316	V	3/18/2008
41671	PV	00855	1/1/2008	3/18/2008	1/6/2008	1,984.99	1,984.99			A	3000183	S513389-000655		19316	V	3/18/2008
41672	PV	00856	1/1/2008	3/18/2008	1/6/2008	16,165.31	16,165.31			A	3000183	S513389-000656		19316	V	3/18/2008
41673	PV	00855	1/1/2008	3/18/2008	1/6/2008	393.2	393.2			A	3000183	S513389-000655		19316	V	3/18/2008
41674	PV	00900	1/1/2008	3/18/2008	1/6/2008	29,290.79	29,290.79			A	3000183	S513389-000900		19316	V	3/18/2008
41675	PV	00900	1/1/2008	3/18/2008	1/6/2008	12,049.39	12,049.39			A	3000183	S513389-000900		19316	V	3/18/2008
41676	PV	00850	1/1/2008	3/18/2008	1/6/2008	716.91	716.91			A	3000183	S513389-000650		19316	V	3/18/2008
41677	PV	00855	1/1/2008	3/18/2008	1/6/2008	2,744.32	2,744.32			A	3000183	S513389-000655		19316	V	3/18/2008
41678	PV	00855	1/1/2008	3/18/2008	1/6/2008	628.65	628.65			A	3000183	S513389-000655		19316	V	3/18/2008
41679	PV	00900	1/1/2008	3/18/2008	1/6/2008	360.43	360.43			A	3000183	S513389-000900		19316	V	3/18/2008
41680	PV	00865	1/1/2008	3/18/2008	1/6/2008	519.4	519.4			A	3000183	S513389-000665		19316	V	3/18/2008
41681	PV	00855	1/1/2008	3/18/2008	1/6/2008	508.69	508.69			A	3000183	S513389-000655		19316	V	3/18/2008
41682	PV	00855	1/1/2008	3/18/2008	1/6/2008	688.11	688.11			A	3000183	S513389-000655		19316	V	3/18/2008
41683	PV	00865	1/1/2008	3/18/2008	1/6/2008	623.48	623.48			A	3000183	S513389-000665		19316	V	3/18/2008
41684	PV	00855	1/1/2008	3/18/2008	1/6/2008	613.91	613.91			A	3000183	S513389-000655		19316	V	3/18/2008
41685	PV	00833	1/1/2008	3/18/2008	1/6/2008	1,228.71	1,228.71			A	3000183	S513389-000833		19316	V	3/18/2008
41686	PV	00865	1/1/2008	3/18/2008	1/6/2008	1,762.14	1,762.14			A	3000183	S513389-000665		19316	V	3/18/2008
41687	PV	00866	1/1/2008	3/18/2008	1/6/2008	3,226.17	3,226.17			A	3000183	S513389-000666		19316	V	3/18/2008
41688	PV	00860	1/1/2008	3/18/2008	1/6/2008	2,279.09	2,279.09			A	3000183	S513389-000860		19316	V	3/18/2008
41689	PV	00883	1/1/2008	3/18/2008	1/6/2008	1,594.02	1,594.02			A	3000183	S513389-000883		19316	V	3/18/2008
41690	PV	00850	1/1/2008	3/18/2008	1/6/2008	1,234.79	1,234.79			A	3000183	S513389-000850		19316	V	3/18/2008
41691	PV	00886	1/1/2008	3/18/2008	1/6/2008	21	21			A	3000183	S513389-000886		19316	V	3/18/2008
41692	PV	00868	1/1/2008	3/18/2008	1/6/2008	934.35	934.35			A	3000183	S513389-000868		19316	V	3/18/2008

41693 PV	00881	1/1/2008	3/18/2008	1/8/2008	1,687.89	1,687.89	A	3000163 S513369-0 00881	19318 V	3/18/2008
41694 PV	00881	1/1/2008	3/18/2008	1/8/2008	36.75	36.75	A	3000163 S513369-0 00881	19318 V	3/18/2008
41695 PV	00858	1/1/2008	3/18/2008	1/8/2008	31.5	31.5	A	3000163 S513369-0 00858	19316 V	3/18/2008
41696 PV	00859	1/1/2008	3/18/2008	1/8/2008	5.25	5.25	A	3000163 S513369-0 00859	19316 V	3/18/2008
41697 PV	00856	1/1/2008	3/18/2008	1/8/2008	70.85	70.85	A	3000163 S513369-0 00856	19316 V	3/18/2008
41698 PV	00866	1/1/2008	3/18/2008	1/8/2008	112.04	112.04	A	3000163 S513369-0 00866	19316 V	3/18/2008
41699 PV	00859	1/1/2008	3/18/2008	1/8/2008	932.38	932.38	A	3000163 S513369-0 00859	19316 V	3/18/2008
41700 PV	00858	1/1/2008	3/18/2008	1/8/2008	5.25	5.25	A	3000163 S513369-0 00858	19318 V	3/18/2008
41701 PV	00858	1/1/2008	3/18/2008	1/8/2008	988.45	988.45	A	3000163 S513369-0 00858	19316 V	3/18/2008
41702 PV	00858	1/1/2008	3/18/2008	1/8/2008	1,589.40	1,589.40	A	3000163 S513369-0 00858	19316 V	3/18/2008
41703 PV	00863	1/1/2008	3/18/2008	1/8/2008	221.94	221.94	A	3000163 S513369-0 00863	19316 V	3/18/2008
41704 PV	00857	1/1/2008	3/18/2008	1/8/2008	10.5	10.5	A	3000163 S513369-0 00857	19316 V	3/18/2008
41706 PV	00851	1/1/2008	3/18/2008	1/8/2008	565.87	565.87	A	3000163 S513369-0 00851	19316 V	3/18/2008
41708 PV	00855	1/1/2008	3/18/2008	1/8/2008	5.25	5.25	A	3000163 S513369-0 00855	19316 V	3/18/2008
41707 PV	00855	1/1/2008	3/18/2008	1/8/2008	5.25	5.25	A	3000163 S513369-0 00855	19316 V	3/18/2008
41708 PV	00862	1/1/2008	3/18/2008	1/8/2008	15.75	15.75	A	3000163 S513369-0 00862	19316 V	3/18/2008
41709 PV	00855	1/1/2008	3/18/2008	1/8/2008	3.7	3.7	A	3000163 S513369-0 00855	19316 V	3/18/2008
41710 PV	00855	1/1/2008	3/18/2008	1/8/2008	293.2	293.2	A	3000163 S513369-0 00855	19316 V	3/18/2008
41711 PV	00885	1/1/2008	3/18/2008	1/8/2008	5.25	5.25	A	3000163 S513369-0 00885	19316 V	3/18/2008
41712 PV	00855	1/1/2008	3/18/2008	1/8/2008	15.75	15.75	A	3000163 S513369-0 00855	19316 V	3/18/2008
41713 PV	00884	1/1/2008	3/18/2008	1/8/2008	1,542.08	1,542.08	A	3000163 S513369-0 00884	19316 V	3/18/2008
41714 PV	00884	1/1/2008	3/18/2008	1/8/2008	317.37	317.37	A	3000163 S513369-0 00884	19316 V	3/18/2008
41715 PV	00855	1/1/2008	3/18/2008	1/8/2008	5.25	5.25	A	3000163 S513369-0 00855	19316 V	3/18/2008
41716 PV	00855	1/1/2008	3/18/2008	1/8/2008	82.73	82.73	A	3000163 S513369-0 00855	19316 V	3/18/2008
41717 PV	00884	1/1/2008	3/18/2008	1/8/2008	1,033.95	1,033.95	A	3000163 S513369-0 00884	19316 V	3/18/2008
41718 PV	00884	1/1/2008	3/18/2008	1/8/2008	387.81	387.81	A	3000163 S513369-0 00884	19316 V	3/18/2008
41720 PV	00853	1/1/2008	3/18/2008	1/8/2008	9,575.72	9,575.72	A	3000163 S513369-0 00853	19316 V	3/18/2008
41721 PV	00853	1/1/2008	3/18/2008	1/8/2008	863.77	863.77	A	3000163 S513369-0 00853	19316 V	3/18/2008
41722 PV	00853	1/1/2008	3/18/2008	1/8/2008	15.75	15.75	A	3000163 S513369-0 00853	19316 V	3/18/2008
41723 PV	00853	1/1/2008	3/18/2008	1/8/2008	500.35	500.35	A	3000163 S513369-0 00853	19316 V	3/18/2008
41724 PV	00855	1/1/2008	3/18/2008	1/8/2008	21	21	A	3000163 S513369-0 00855	19316 V	3/18/2008
41725 PV	00855	1/1/2008	3/18/2008	1/8/2008	97.68	97.68	A	3000163 S513369-0 00855	19316 V	3/18/2008
41726 PV	00855	1/1/2008	3/18/2008	1/8/2008	1,636.74	1,636.74	A	3000163 S513369-0 00855	19316 V	3/18/2008
41727 PV	00855	1/1/2008	3/18/2008	1/8/2008	10.5	10.5	A	3000163 S513369-0 00855	19316 V	3/18/2008
41728 PV	00800	1/1/2008	3/18/2008	1/8/2008	239.25	239.25	A	3000163 S513369-0 00800	19316 V	3/18/2008
41729 PV	00800	1/1/2008	3/18/2008	1/8/2008	8	8	A	3000163 S513369-0 00800	19316 V	3/18/2008
41730 PV	00850	1/1/2008	3/18/2008	1/8/2008	87.85	87.85	A	3000163 S513369-0 00850	19316 V	3/18/2008
41731 PV	00855	1/1/2008	3/18/2008	1/8/2008	1,283.81	1,283.81	A	3000163 S513369-0 00855	19316 V	3/18/2008
41732 PV	00855	1/1/2008	3/18/2008	1/8/2008	84.5	84.5	A	3000163 S513369-0 00855	19316 V	3/18/2008
41733 PV	00900	1/1/2008	3/18/2008	1/8/2008	8.25	8.25	A	3000163 S513369-0 00900	19316 V	3/18/2008
41734 PV	00855	1/1/2008	3/18/2008	1/8/2008	463.55	463.55	A	3000163 S513369-0 00855	19316 V	3/18/2008
41735 PV	00856	1/1/2008	3/18/2008	1/8/2008	191.81	191.81	A	3000163 S513369-0 00855	19316 V	3/18/2008
41736 PV	00856	1/1/2008	3/18/2008	1/8/2008	776.95	776.95	A	3000163 S513369-0 00855	19316 V	3/18/2008
41737 PV	00855	1/1/2008	3/18/2008	1/8/2008	10.5	10.5	A	3000163 S513369-0 00855	19316 V	3/18/2008
41738 PV	00855	1/1/2008	3/18/2008	1/8/2008	4,107.10	4,107.10	A	3000163 S513369-0 00855	19316 V	3/18/2008
41739 PV	00853	1/1/2008	3/18/2008	1/8/2008	687.21	687.21	A	3000163 S513369-0 00853	19316 V	3/18/2008
41740 PV	00855	1/1/2008	3/18/2008	1/8/2008	294.12	294.12	A	3000163 S513369-0 00855	19316 V	3/18/2008
41741 PV	00886	1/1/2008	3/18/2008	1/8/2008	285.82	285.82	A	3000163 S513369-0 00886	19316 V	3/18/2008
41742 PV	00880	1/1/2008	3/18/2008	1/8/2008	2,274.34	2,274.34	A	3000163 S513369-0 00880	19316 V	3/18/2008
41743 PV	00863	1/1/2008	3/18/2008	1/8/2008	77.39	77.39	A	3000163 S513369-0 00863	19316 V	3/18/2008
					202,271.16	202,271.16				



GE Fleet Services

**LATE PAYMENT INVOICE
FOR THE PERIOD ENDING 02/05/2008**

*Three Capital Drive, Eden Prairie, MN 55344
952-828-1000*

UTILITIES INC.
ATTN - ADRIANN A/P
2335 SANDERS ROAD
NORTHBROOK, IL 60062

INVOICE XU076989
PAGE 1 of 1
DATE 02/05/2008

ORIGINAL

CUSTOMER NUMBER 01008208

INVOICE NUMBER	INVOICE AMOUNT	INVOICE DATE	LATE PAYMENT FEE
B114943	\$3,651.00	01/01/2008	\$54.77
S491392	\$200,859.35	01/01/2008	\$3,012.89

INTEREST RATE 1.5 %

DUE UPON RECEIPT **AMOUNT DUE** **\$3,067.66**

**RETURN REMITTANCE COPY WITH YOUR PAYMENT TO
PO BOX 100363
ATLANTA, GA 30384-0363**

DIRECT INQUIRIES TO KATHLEEN STREETAR 290 800-944-6040 X1625



GE Fleet Services

**LATE PAYMENT INVOICE
FOR THE PERIOD ENDING 03/05/2008**

*Three Capital Drive, Eden Prairie, MN 55344
952-828-1000*

**UTILITIES INC.
ATTN - ACCOUNTS PAYABLE
2335 SANDERS ROAD
NORTHBROOK, IL 60062**

**INVOICE XU079420
PAGE 1 of 1
DATE 03/05/2008**

ORIGINAL

CUSTOMER NUMBER 01008208

INVOICE NUMBER	INVOICE AMOUNT	INVOICE DATE	LATE PAYMENT FEE
B136912	\$3,749.25	02/01/2008	\$56.24
C136911	\$90.00	02/01/2008	\$1.35
S502445	\$229,367.07	02/01/2008	\$3,440.51

INTEREST RATE 1.5 %

DUE UPON RECEIPT AMOUNT DUE \$3,498.10

**RETURN REMITTANCE COPY WITH YOUR PAYMENT TO
PO BOX 100383
ATLANTA, GA 30384-0383**

DIRECT INQUIRIES TO KATHLEEN STREETAR 290 800-944-6040 X1625

Document Number	Doc Type	Doc Co	Invoice Date	G/L Date	Due Date	Gross Amount	Invoice Number	Co
41637	PV	00850	1/1/2008	3/18/2008	1/6/2008	8,018.80	5513369-001	00850
41638	PV	00866	1/1/2008	3/18/2008	1/6/2008	1,053.42	5513369-002	00866
41639	PV	00866	1/1/2008	3/18/2008	1/6/2008	2,141.16	5513369-003	00866
41640	PV	00861	1/1/2008	3/18/2008	1/6/2008	2,352.18	5513369-004	00861
41641	PV	00861	1/1/2008	3/18/2008	1/6/2008	1,847.46	5513369-005	00861
41642	PV	00856	1/1/2008	3/18/2008	1/6/2008	1,056.30	5513369-006	00856
41643	PV	00859	1/1/2008	3/18/2008	1/6/2008	137.57	5513369-007	00859
41644	PV	00856	1/1/2008	3/18/2008	1/6/2008	452.25	5513369-008	00856
41645	PV	00856	1/1/2008	3/18/2008	1/6/2008	1,404.35	5513369-010	00856
41646	PV	00859	1/1/2008	3/18/2008	1/6/2008	3,004.60	5513369-011	00859
41647	PV	00858	1/1/2008	3/18/2008	1/6/2008	353.54	5513369-012	00858
41648	PV	00858	1/1/2008	3/18/2008	1/6/2008	826.41	5513369-013	00858
41649	PV	00858	1/1/2008	3/18/2008	1/6/2008	1,201.78	5513369-014	00858
41650	PV	00863	1/1/2008	3/18/2008	1/6/2008	2,728.01	5513369-015	00863
41651	PV	00857	1/1/2008	3/18/2008	1/6/2008	580.30	5513369-016	00857
41652	PV	00851	1/1/2008	3/18/2008	1/6/2008	4,048.16	5513369-017	00851
41653	PV	00855	1/1/2008	3/18/2008	1/6/2008	472.35	5513369-018	00855
41654	PV	00855	1/1/2008	3/18/2008	1/6/2008	2.00	5513369-019	00855
41655	PV	00862	1/1/2008	3/18/2008	1/6/2008	505.19	5513369-020	00862
41656	PV	00855	1/1/2008	3/18/2008	1/6/2008	790.96	5513369-021	00855
41657	PV	00855	1/1/2008	3/18/2008	1/6/2008	1,661.78	5513369-022	00855
41658	PV	00855	1/1/2008	3/18/2008	1/6/2008	111.46	5513369-023	00855
41659	PV	00855	1/1/2008	3/18/2008	1/6/2008	812.80	5513369-024	00855
41660	PV		1/1/2008	3/18/2008	1/6/2008	10,586.47	5513369-025	00864
41661	PV		1/1/2008	3/18/2008	1/6/2008	4,036.61	5513369-026	00864
41662	PV	00855	1/1/2008	3/18/2008	1/6/2008	333.95	5513369-027	00855
41663	PV	00855	1/1/2008	3/18/2008	1/6/2008	411.93	5513369-028	00855
41664	PV	00864	1/1/2008	3/18/2008	1/6/2008	1,404.18	5513369-029	00864
41665	PV	00864	1/1/2008	3/18/2008	1/6/2008	974.77	5513369-030	00864
41666	PV	00853	1/1/2008	3/18/2008	1/6/2008	32,359.93	5513369-031	00853
41667	PV	00853	1/1/2008	3/18/2008	1/6/2008	2,157.07	5513369-032	00853
41668	PV	00853	1/1/2008	3/18/2008	1/6/2008	998.16	5513369-033	00853
41669	PV	00853	1/1/2008	3/18/2008	1/6/2008	679.15	5513369-034	00853
41670	PV	00855	1/1/2008	3/18/2008	1/6/2008	804.01	5513369-035	00855
41671	PV	00855	1/1/2008	3/18/2008	1/6/2008	1,984.99	5513369-036	00855
41672	PV	00855	1/1/2008	3/18/2008	1/6/2008	15,165.31	5513369-037	00855
41673	PV	00855	1/1/2008	3/18/2008	1/6/2008	393.20	5513369-038	00855
41674	PV	00900	1/1/2008	3/18/2008	1/6/2008	29,290.79	5513369-039	00900
41675	PV	00900	1/1/2008	3/18/2008	1/6/2008	12,049.39	5513369-040	00900
41676	PV	00850	1/1/2008	3/18/2008	1/6/2008	716.91	5513369-041	00850
41677	PV	00855	1/1/2008	3/18/2008	1/6/2008	2,744.32	5513369-042	00855
41678	PV	00855	1/1/2008	3/18/2008	1/6/2008	628.95	5513369-043	00855
41679	PV	00900	1/1/2008	3/18/2008	1/6/2008	360.43	5513369-044	00900
41680	PV	00855	1/1/2008	3/18/2008	1/6/2008	519.40	5513369-045	00855
41681	PV	00855	1/1/2008	3/18/2008	1/6/2008	508.59	5513369-046	00855
41682	PV	00855	1/1/2008	3/18/2008	1/6/2008	668.11	5513369-047	00855
41683	PV	00855	1/1/2008	3/18/2008	1/6/2008	523.48	5513369-048	00855
41684	PV	00855	1/1/2008	3/18/2008	1/6/2008	613.91	5513369-049	00855
41685	PV	00853	1/1/2008	3/18/2008	1/6/2008	1,228.71	5513369-050	00853
41686	PV	00865	1/1/2008	3/18/2008	1/6/2008	1,752.14	5513369-051	00865
41687	PV	00866	1/1/2008	3/18/2008	1/6/2008	3,226.17	5513369-052	00866
41688	PV	00860	1/1/2008	3/18/2008	1/6/2008	2,279.09	5513369-053	00860
41689	PV	00863	1/1/2008	3/18/2008	1/6/2008	1,594.02	5513369-054	00863
41690	PV	00850	1/1/2008	3/18/2008	1/6/2008	1,234.79	5513369-055	00850

41691 PV	00866	1/1/2008	3/18/2008	1/6/2008	21.00	S513369-056	00866
41692 PV	00866	1/1/2008	3/18/2008	1/6/2008	934.35	S513369-057	00866
41693 PV	00861	1/1/2008	3/18/2008	1/6/2008	1,687.89	S513369-058	00861
41694 PV	00861	1/1/2008	3/18/2008	1/6/2008	36.75	S513369-059	00861
41695 PV	00856	1/1/2008	3/18/2008	1/6/2008	31.50	S513369-060	00856
41696 PV	00859	1/1/2008	3/18/2008	1/6/2008	5.25	S513369-061	00859
41697 PV	00856	1/1/2008	3/18/2008	1/6/2008	70.85	S513369-062	00856
41698 PV	00856	1/1/2008	3/18/2008	1/6/2008	112.04	S513369-064	00856
41699 PV	00859	1/1/2008	3/18/2008	1/6/2008	932.38	S513369-065	00859
41700 PV	00858	1/1/2008	3/18/2008	1/6/2008	5.25	S513369-066	00858
41701 PV	00858	1/1/2008	3/18/2008	1/6/2008	988.45	S513369-067	00858
41702 PV	00858	1/1/2008	3/18/2008	1/6/2008	1,589.40	S513369-068	00858
41703 PV	00863	1/1/2008	3/18/2008	1/6/2008	221.94	S513369-069	00863
41704 PV	00857	1/1/2008	3/18/2008	1/6/2008	10.50	S513369-070	00857
41705 PV	00851	1/1/2008	3/18/2008	1/6/2008	565.87	S513369-071	00851
41706 PV	00855	1/1/2008	3/18/2008	1/6/2008	5.25	S513369-072	00855
41707 PV	00855	1/1/2008	3/18/2008	1/6/2008	5.25	S513369-073	00855
41708 PV	00862	1/1/2008	3/18/2008	1/6/2008	15.75	S513369-074	00862
41709 PV	00855	1/1/2008	3/18/2008	1/6/2008	3.70	S513369-075	00855
41710 PV	00855	1/1/2008	3/18/2008	1/6/2008	293.20	S513369-076	00855
41711 PV	00855	1/1/2008	3/18/2008	1/6/2008	5.25	S513369-077	00855
41712 PV	00855	1/1/2008	3/18/2008	1/6/2008	15.75	S513369-078	00855
41713 PV	00864	1/1/2008	3/18/2008	1/6/2008	1,542.08	S513369-079	00864
41714 PV	00864	1/1/2008	3/18/2008	1/6/2008	317.37	S513369-080	00864
41715 PV	00855	1/1/2008	3/18/2008	1/6/2008	5.25	S513369-081	00855
41716 PV	00855	1/1/2008	3/18/2008	1/6/2008	52.73	S513369-082	00855
41717 PV	00864	1/1/2008	3/18/2008	1/6/2008	1,033.95	S513369-083	00864
41718 PV	00864	1/1/2008	3/18/2008	1/6/2008	397.91	S513369-084	00864
41720 PV	00853	1/1/2008	3/18/2008	1/6/2008	9,575.72	S513369-085	00853
41721 PV	00853	1/1/2008	3/18/2008	1/6/2008	863.77	S513369-086	00853
41722 PV	00853	1/1/2008	3/18/2008	1/6/2008	15.75	S513369-087	00853
41723 PV	00853	1/1/2008	3/18/2008	1/6/2008	500.35	S513369-088	00853
41724 PV	00855	1/1/2008	3/18/2008	1/6/2008	21.00	S513369-089	00855
41725 PV	00855	1/1/2008	3/18/2008	1/6/2008	97.66	S513369-090	00855
41726 PV	00855	1/1/2008	3/18/2008	1/6/2008	1,636.74	S513369-091	00855
41727 PV	00855	1/1/2008	3/18/2008	1/6/2008	10.50	S513369-092	00855
41728 PV	00900	1/1/2008	3/18/2008	1/6/2008	239.25	S513369-093	00900
41729 PV	00900	1/1/2008	3/18/2008	1/6/2008	8.00	S513369-094	00900
41730 PV	00850	1/1/2008	3/18/2008	1/6/2008	67.85	S513369-095	00850
41731 PV	00855	1/1/2008	3/18/2008	1/6/2008	1,283.61	S513369-096	00855
41732 PV	00855	1/1/2008	3/18/2008	1/6/2008	84.50	S513369-097	00855
41733 PV	00900	1/1/2008	3/18/2008	1/6/2008	9.25	S513369-098	00900
41734 PV	00855	1/1/2008	3/18/2008	1/6/2008	463.55	S513369-099	00855
41735 PV	00855	1/1/2008	3/18/2008	1/6/2008	191.81	S513369-100	00855
41736 PV	00855	1/1/2008	3/18/2008	1/6/2008	776.95	S513369-101	00855
41737 PV	00855	1/1/2008	3/18/2008	1/6/2008	10.50	S513369-102	00855
41738 PV	00855	1/1/2008	3/18/2008	1/6/2008	4,107.10	S513369-103	00855
41739 PV	00853	1/1/2008	3/18/2008	1/6/2008	697.21	S513369-104	00853
41740 PV	00865	1/1/2008	3/18/2008	1/6/2008	294.12	S513369-105	00865
41741 PV	00866	1/1/2008	3/18/2008	1/6/2008	265.62	S513369-106	00866
41742 PV	00860	1/1/2008	3/18/2008	1/6/2008	2,274.34	S513369-107	00860
41743 PV	00863	1/1/2008	3/18/2008	1/6/2008	77.39	S513369-108	00863

202,271.16

V3000163 DATE 3/1/08		INVOICE #8208030108				
	Net	Mainten				Net Maint
135100	7856.80	1093.04	62.00	141.75	203.75	9,049.84
450100	1045.42	0.00	8.00	21.00	29.00	1,045.42
451100	2123.16	892.95	18.00	42.00	60.00	3,015.51
356100	2324.18	1614.39	28.00	73.50	101.50	3,938.57
357100	1833.46	0.00	14.00	36.75	50.75	1,833.46
265100	1044.30	0.00	12.00	31.50	43.50	1,044.30
332100	135.57	0.00	2.00	5.25	7.25	135.57
286100	450.25	65.60	2.00	5.25	7.25	515.85
287100					0.00	0.00
288100	1394.35	85.79	10.00	26.25	36.25	1,480.14
333100	2984.60	879.68	20.00	52.50	72.50	3,884.48
50-0245					0.00	0.00
315100	351.54	0.00	2.00	5.25	7.25	351.54
316100	820.41	872.70	6.00	15.75	21.75	1,793.11
317100	1193.78	1573.65	8.00	15.75	23.75	2,767.43
385100	2710.01	174.89	18.00	47.25	65.25	2,884.70
300100	576.30	0.00	4.00	10.50	14.50	576.30
150100	4014.18	487.12	34.00	78.75	112.75	4,501.28
102109	470.35	0.00	2.00	5.25	7.25	470.35
243100	0.00	0.00	2.00	5.25	7.25	0.00
370100	-99.19	0.00	6.00	15.75	21.75	499.19
244100	781.96	-12.05	9.00	15.75	24.75	769.91
245100	1651.78	286.95	10.00	26.25	36.25	1,918.73
246100	109.46	0.00	2.00	5.25	7.25	109.46
247100	804.80	0.00	8.00	15.75	23.75	804.80
400100	10512.47	1358.39	74.00	183.75	257.75	11,870.80
401100	4004.81	236.82	32.00	60.75	112.75	4,241.23
248100	331.96	0.00	2.00	5.25	7.25	331.96
249100	405.93	38.98	6.00	15.75	21.75	442.91
403100	1396.18	1012.95	8.00	21.00	29.00	2,409.13
406100	966.77	976.91	8.00	21.00	29.00	1,943.68
182100	32151.89	9097.97	208.00	477.75	685.75	41,249.90
183100	2145.07	832.27	12.00	31.50	43.50	2,977.34
187100	992.16	0.00	6.00	15.75	21.75	992.16
188100	899.15	479.35	10.00	21.00	31.00	1,148.50
250100	796.01	0.00	8.00	21.00	29.00	796.01
2D251100	1970.89	66.16	14.00	31.50	45.50	2,037.15
252109	16049.31	1356.69	116.00	280.25	396.25	16,405.80
253100	389.20	0.00	4.00	10.50	14.50	389.20
900100	29184.79	0.00	106.00	239.25	345.25	29,184.79
900144	12041.39	0.00	8.00	8.00	16.00	12,041.39
102100	706.91	41.60	10.00	26.25	0.00	748.51
255100	2710.32	1194.36	34.00	89.25	123.25	3,904.68
256100	822.95	88.75	6.00	15.75	21.75	891.70
900164	354.43	0.00	6.00	9.25	15.25	354.43
268100	513.40	453.05	6.00	10.50	16.50	966.45
259100	506.59	186.56	2.00	5.25	7.25	693.15
260100	686.11	771.70	2.00	5.25	7.25	1,437.81
261100	519.48	0.00	4.00	10.50	14.50	519.48
262100	609.91	4101.85	4.00	5.25	9.25	4,711.78
189100	1216.71	870.88	12.00	28.25	38.25	1,887.67
425100	1736.14	252.12	16.00	42.00	58.00	1,988.26
453100	3190.17	171.12	38.00	94.50	130.50	3,361.29
945100	2252.09	2200.84	27.00	73.50	100.50	4,452.93
388100	1582.02	42.64	12.00	34.75	46.75	1,624.66
TOTAL		133103.69	1,088.00	2,810.50	3,669.25	

198574.66

3696.50

202,271.16

April

Rocky *22881*

Batch

22881



GE Fleet Services

SERVICES BILLING INVOICE
FOR PERIOD ENDING 03/31/2008

Doc 52116-52220

UTILITIES INC.
FLEET DEPARTMENT 8208
UTILITIES INC.
2335 SANDERS ROAD
NORTHBROOK
FLEET 8208 IL 60062
UTILITIES INC.

INVOICE S524268
DATE 04/01/2008
PAGE 1

TYPE

AMOUNT

ELECTRONIC FUEL CARD PROGRAM
TOTAL SERVICE, REPAIR AND FEES

\$ 172,417.95
30,337.37

PAYABLE BY 04/10/2008 TOTAL AMOUNT DUE \rightarrow \$ 202,755.32
INVOICE #S524268
RETURN REMITTANCE COPY WITH PAYMENT TO:

GE FLEET SERVICES
PO BOX 100363
ATLANTA GA 30384-0363
REFER QUESTIONS TO: BILLING (866)615-0657 CREDIT (866)615-0657

Total \$ 202,755.32
3,703.75

\$ 206,459.07

GEFS receives and retains rebates, discounts and other compensation directly or indirectly from manufacturers, suppliers, third party providers and vendors to which it makes payments with respect to vehicles, goods and services provided under lease and services agreements.

Supplier	Invoice Number	Invoice Amount	Account Number	Remark	Invoice Date
3000163	S524268-001	8237.41	850100.6215	04/01/08-04/30/08	4/1/2008
3000163	S524268-002	1079.87	866100.6215	04/01/08-04/30/08	4/1/2008
3000163	S524268-003	3065.81	866100.6215	04/01/08-04/30/08	4/1/2008
3000163	S524268-004	3488.90	861100.6215	04/01/08-04/30/08	4/1/2008
3000163	S524268-005	2016.36	861100.6215	04/01/08-04/30/08	4/1/2008
3000163	S524268-006	869.48	856100.6215	04/01/08-04/30/08	4/1/2008
3000163	S524268-007	2.00	859100.6215	04/01/08-04/30/08	4/1/2008
3000163	S524268-008	480.75	856100.6215	04/01/08-04/30/08	4/1/2008
3000163	S524268-010	1611.02	856100.6215	04/01/08-04/30/08	4/1/2008
3000163	S524268-011	2736.22	859100.6215	04/01/08-04/30/08	4/1/2008
3000163	S524268-012	174.48	858100.6215	04/01/08-04/30/08	4/1/2008
3000163	S524268-013	1231.80	858100.6215	04/01/08-04/30/08	4/1/2008
3000163	S524268-014	1301.92	858100.6215	04/01/08-04/30/08	4/1/2008
3000163	S524268-015	2889.69	863100.6215	04/01/08-04/30/08	4/1/2008
3000163	S524268-016	768.87	857100.6215	04/01/08-04/30/08	4/1/2008
3000163	S524268-017	3659.24	851100.6215	04/01/08-04/30/08	4/1/2008
3000163	S524268-019	435.58	855100.6215	04/01/08-04/30/08	4/1/2008
3000163	S524268-020	524.34	862100.6215	04/01/08-04/30/08	4/1/2008
3000163	S524268-021	1040.71	855100.6215	04/01/08-04/30/08	4/1/2008
3000163	S524268-022	1428.40	855100.6215	04/01/08-04/30/08	4/1/2008
3000163	S524268-023	79.56	855100.6215	04/01/08-04/30/08	4/1/2008
3000163	S524268-024	799.83	855100.6215	04/01/08-04/30/08	4/1/2008
3000163	S524268-025	12125.17	864100.6215	04/01/08-04/30/08	4/1/2008
3000163	S524268-026	3423.33	864100.6215	04/01/08-04/30/08	4/1/2008
3000163	S524268-027	374.95	855100.6215	04/01/08-04/30/08	4/1/2008
3000163	S524268-028	734.10	855100.6215	04/01/08-04/30/08	4/1/2008
3000163	S524268-029	1516.33	864100.6215	04/01/08-04/30/08	4/1/2008
3000163	S524268-030	1359.86	864100.6215	04/01/08-04/30/08	4/1/2008
3000163	S524268-031	31656.30	853100.6215	04/01/08-04/30/08	4/1/2008
3000163	S524268-032	2138.12	853100.6215	04/01/08-04/30/08	4/1/2008
3000163	S524268-033	986.94	853100.6215	04/01/08-04/30/08	4/1/2008
3000163	S524268-034	725.48	853100.6215	04/01/08-04/30/08	4/1/2008
3000163	S524268-035	704.13	855100.6215	04/01/08-04/30/08	4/1/2008
3000163	S524268-036	2067.35	855100.6215	04/01/08-04/30/08	4/1/2008
3000163	S524268-037	15403.51	855100.6215	04/01/08-04/30/08	4/1/2008
3000163	S524268-038	426.85	855100.6215	04/01/08-04/30/08	4/1/2008
3000163	S524268-039	31055.08	900100.6215	04/01/08-04/30/08	4/1/2008
3000163	S524268-040	12133.95	900144.6215	04/01/08-04/30/08	4/1/2008
3000163	S524268-041	674.64	850100.6215	04/01/08-04/30/08	4/1/2008
3000163	S524268-042	2723.66	855100.6215	04/01/08-04/30/08	4/1/2008
3000163	S524268-043	615.13	855100.6215	04/01/08-04/30/08	4/1/2008
3000163	S524268-044	793.93	900164.6215	04/01/08-04/30/08	4/1/2008
3000163	S524268-045	587.31	855100.6215	04/01/08-04/30/08	4/1/2008
3000163	S524268-046	439.82	855100.6215	04/01/08-04/30/08	4/1/2008
3000163	S524268-047	640.82	855100.6215	04/01/08-04/30/08	4/1/2008
3000163	S524268-048	695.44	855100.6215	04/01/08-04/30/08	4/1/2008
3000163	S524268-049	469.68	855100.6215	04/01/08-04/30/08	4/1/2008
3000163	S524268-050	1240.59	853100.6215	04/01/08-04/30/08	4/1/2008
3000163	S524268-051	2057.34	865100.6215	04/01/08-04/30/08	4/1/2008
3000163	S524268-052	3966.64	866100.6215	04/01/08-04/30/08	4/1/2008
3000163	S524268-053	2079.26	860100.6215	04/01/08-04/30/08	4/1/2008

3000163	S524268-054	1758.02	863100.6215	04/01/08-04/30/08	4/1/2008
3000163	S524268-055	1427.72	850100.6220	04/01/08-04/30/08	4/1/2008
3000163	S524268-056	21.00	866100.6220	04/01/08-04/30/08	4/1/2008
3000163	S524268-057	193.28	866100.6220	04/01/08-04/30/08	4/1/2008
3000163	S524268-058	1234.43	861100.6220	04/01/08-04/30/08	4/1/2008
3000163	S524268-059	269.55	861100.6220	04/01/08-04/30/08	4/1/2008
3000163	S524268-060	1095.69	856100.6220	04/01/08-04/30/08	4/1/2008
3000163	S524268-061	5.25	859100.6220	04/01/08-04/30/08	4/1/2008
3000163	S524268-062	45.68	856100.6220	04/01/08-04/30/08	4/1/2008
3000163	S524268-064	653.16	856100.6220	04/01/08-04/30/08	4/1/2008
3000163	S524268-065	857.56	859100.6220	04/01/08-04/30/08	4/1/2008
3000163	S524268-066	1015.39	858100.6220	04/01/08-04/30/08	4/1/2008
3000163	S524268-067	1850.72	858100.6220	04/01/08-04/30/08	4/1/2008
3000163	S524268-068	1545.64	858100.6220	04/01/08-04/30/08	4/1/2008
3000163	S524268-069	46.56	863100.6220	04/01/08-04/30/08	4/1/2008
3000163	S524268-070	668.76	857100.6220	04/01/08-04/30/08	4/1/2008
3000163	S524268-071	838.93	851100.6220	04/01/08-04/30/08	4/1/2008
3000163	S524268-072	917.96	855100.6220	04/01/08-04/30/08	4/1/2008
3000163	S524268-073	5.25	855100.6220	04/01/08-04/30/08	4/1/2008
3000163	S524268-074	15.75	862100.6220	04/01/08-04/30/08	4/1/2008
3000163	S524268-075	48.91	855100.6220	04/01/08-04/30/08	4/1/2008
3000163	S524268-076	91.48	855100.6220	04/01/08-04/30/08	4/1/2008
3000163	S524268-077	69.42	855100.6220	04/01/08-04/30/08	4/1/2008
3000163	S524268-078	245.71	855100.6220	04/01/08-04/30/08	4/1/2008
3000163	S524268-079	1136.85	864100.6220	04/01/08-04/30/08	4/1/2008
3000163	S524268-080	439.75	864100.6220	04/01/08-04/30/08	4/1/2008
3000163	S524268-081	395.88	855100.6220	04/01/08-04/30/08	4/1/2008
3000163	S524268-082	246.31	855100.6220	04/01/08-04/30/08	4/1/2008
3000163	S524268-083	99.10	864100.6220	04/01/08-04/30/08	4/1/2008
3000163	S524268-084	167.37	864100.6220	04/01/08-04/30/08	4/1/2008
3000163	S524268-085	5541.41	853100.6220	04/01/08-04/30/08	4/1/2008
3000163	S524268-086	1136.08	853100.6220	04/01/08-04/30/08	4/1/2008
3000163	S524268-087	41.32	853100.6220	04/01/08-04/30/08	4/1/2008
3000163	S524268-088	692.61	853100.6220	04/01/08-04/30/08	4/1/2008
3000163	S524268-089	86.24	855100.6220	04/01/08-04/30/08	4/1/2008
3000163	S524268-090	(1.11)	855100.6220	04/01/08-04/30/08	4/1/2008
3000163	S524268-091	2012.28	855100.6220	04/01/08-04/30/08	4/1/2008
3000163	S524268-092	193.57	855100.6220	04/01/08-04/30/08	4/1/2008
3000163	S524268-093	239.25	900100.6220	04/01/08-04/30/08	4/1/2008
3000163	S524268-094	8.00	900144.6220	04/01/08-04/30/08	4/1/2008
3000163	S524268-095	79.28	850100.6220	04/01/08-04/30/08	4/1/2008
3000163	S524268-096	1689.42	855100.6220	04/01/08-04/30/08	4/1/2008
3000163	S524268-097	15.75	855100.6220	04/01/08-04/30/08	4/1/2008
3000163	S524268-098	9.25	900164.6220	04/01/08-04/30/08	4/1/2008
3000163	S524268-099	1044.51	855100.6220	04/01/08-04/30/08	4/1/2008
3000163	S524268-100	5.25	855100.6220	04/01/08-04/30/08	4/1/2008
3000163	S524268-101	5.25	855100.6220	04/01/08-04/30/08	4/1/2008
3000163	S524268-102	66.89	855100.6220	04/01/08-04/30/08	4/1/2008
3000163	S524268-103	79.21	855100.6220	04/01/08-04/30/08	4/1/2008
3000163	S524268-104	100.47	853100.6220	04/01/08-04/30/08	4/1/2008
3000163	S524268-105	1841.39	865100.6220	04/01/08-04/30/08	4/1/2008
3000163	S524268-106	916.01	866100.6220	04/01/08-04/30/08	4/1/2008

3000163 S524268-107
3000163 S524268-108

108.01 860100.6220
1193.72 863100.6220
206459.07

04/01/08-04/30/08 4/1/2008
04/01/08-04/30/08 4/1/2008

Document Number	Doc Type	Doc Co	Invoice Date	G/L Date	Due Date	Gross Amount	Invoice Number	Co
52116	PV	00850	4/1/2008	4/24/2008	4/6/2008	8,237.41	S524268-001	00850
52117	PV	00866	4/1/2008	4/24/2008	4/6/2008	1,079.87	S524268-002	00866
52118	PV	00866	4/1/2008	4/24/2008	4/6/2008	3,065.81	S524268-003	00866
52119	PV	00861	4/1/2008	4/24/2008	4/6/2008	3,488.90	S524268-004	00861
52120	PV	00861	4/1/2008	4/24/2008	4/6/2008	2,016.36	S524268-005	00861
52121	PV	00856	4/1/2008	4/24/2008	4/6/2008	869.46	S524268-006	00856
52122	PV	00859	4/1/2008	4/24/2008	4/6/2008	2.00	S524268-007	00859
52123	PV	00856	4/1/2008	4/24/2008	4/6/2008	480.75	S524268-008	00856
52124	PV	00856	4/1/2008	4/24/2008	4/6/2008	1,611.02	S524268-010	00856
52125	PV	00859	4/1/2008	4/24/2008	4/6/2008	2,736.22	S524268-011	00859
52126	PV	00858	4/1/2008	4/24/2008	4/6/2008	174.48	S524268-012	00858
52127	PV	00858	4/1/2008	4/24/2008	4/6/2008	1,231.80	S524268-013	00858
52128	PV	00858	4/1/2008	4/24/2008	4/6/2008	1,301.92	S524268-014	00858
52129	PV	00863	4/1/2008	4/24/2008	4/6/2008	2,889.69	S524268-015	00863
52130	PV	00857	4/1/2008	4/24/2008	4/6/2008	768.87	S524268-016	00857
52131	PV	00851	4/1/2008	4/24/2008	4/6/2008	3,659.24	S524268-017	00851
52132	PV	00855	4/1/2008	4/24/2008	4/6/2008	435.58	S524268-019	00855
52133	PV	00862	4/1/2008	4/24/2008	4/6/2008	524.34	S524268-020	00862
52134	PV	00855	4/1/2008	4/24/2008	4/6/2008	1,040.71	S524268-021	00855
52135	PV	00855	4/1/2008	4/24/2008	4/6/2008	1,428.40	S524268-022	00855
52136	PV	00855	4/1/2008	4/24/2008	4/6/2008	79.56	S524268-023	00855
52137	PV	00855	4/1/2008	4/24/2008	4/6/2008	799.83	S524268-024	00855
52138	PV	00864	4/1/2008	4/24/2008	4/6/2008	12,125.17	S524268-025	00864
52139	PV	00864	4/1/2008	4/24/2008	4/6/2008	3,423.33	S524268-026	00864
52140	PV	00855	4/1/2008	4/24/2008	4/6/2008	374.95	S524268-027	00855
52141	PV	00855	4/1/2008	4/24/2008	4/6/2008	734.10	S524268-028	00855
52142	PV	00864	4/1/2008	4/24/2008	4/6/2008	1,516.33	S524268-029	00864
52143	PV	00864	4/1/2008	4/24/2008	4/6/2008	1,359.86	S524268-030	00864
52144	PV	00853	4/1/2008	4/24/2008	4/6/2008	31,656.30	S524268-031	00853
52145	PV	00853	4/1/2008	4/24/2008	4/6/2008	2,138.12	S524268-032	00853
52146	PV	00853	4/1/2008	4/24/2008	4/6/2008	986.94	S524268-033	00853
52147	PV	00853	4/1/2008	4/24/2008	4/6/2008	725.48	S524268-034	00853
52148	PV	00855	4/1/2008	4/24/2008	4/6/2008	704.13	S524268-035	00855
52149	PV	00855	4/1/2008	4/24/2008	4/6/2008	2,067.35	S524268-036	00855
52150	PV	00855	4/1/2008	4/24/2008	4/6/2008	15,403.51	S524268-037	00855
52151	PV	00855	4/1/2008	4/24/2008	4/6/2008	426.85	S524268-038	00855
52152	PV	00900	4/1/2008	4/24/2008	4/6/2008	31,065.08	S524268-039	00900
52153	PV	00900	4/1/2008	4/24/2008	4/6/2008	12,133.95	S524268-040	00900
52154	PV	00850	4/1/2008	4/24/2008	4/6/2008	674.64	S524268-041	00850
52155	PV	00855	4/1/2008	4/24/2008	4/6/2008	2,723.66	S524268-042	00855
52156	PV	00855	4/1/2008	4/24/2008	4/6/2008	615.13	S524268-043	00855
52157	PV	00900	4/1/2008	4/24/2008	4/6/2008	793.93	S524268-044	00900
52158	PV	00855	4/1/2008	4/24/2008	4/6/2008	587.31	S524268-045	00855
52159	PV	00855	4/1/2008	4/24/2008	4/6/2008	439.82	S524268-046	00855
52160	PV	00855	4/1/2008	4/24/2008	4/6/2008	640.82	S524268-047	00855
52161	PV	00855	4/1/2008	4/24/2008	4/6/2008	695.44	S524268-048	00855
52162	PV	00855	4/1/2008	4/24/2008	4/6/2008	469.68	S524268-049	00855
52163	PV	00853	4/1/2008	4/24/2008	4/6/2008	1,240.59	S524268-050	00853
52164	PV	00865	4/1/2008	4/24/2008	4/6/2008	2,057.34	S524268-051	00865
52165	PV	00866	4/1/2008	4/24/2008	4/6/2008	3,966.64	S524268-052	00866
52166	PV	00860	4/1/2008	4/24/2008	4/6/2008	2,079.26	S524268-053	00860
52167	PV	00863	4/1/2008	4/24/2008	4/6/2008	1,758.02	S524268-054	00863
52168	PV	00850	4/1/2008	4/24/2008	4/6/2008	1,427.72	S524268-055	00850
52169	PV	00866	4/1/2008	4/24/2008	4/6/2008	21.00	S524268-056	00866

52170 PV	00866	4/1/2008	4/24/2008	4/6/2008	193.28	5524268-057	00866
52171 PV	00861	4/1/2008	4/24/2008	4/6/2008	1,234.43	5524268-058	00861
52172 PV	00861	4/1/2008	4/24/2008	4/6/2008	269.55	5524268-059	00861
52173 PV	00856	4/1/2008	4/24/2008	4/6/2008	1,095.69	5524268-060	00856
52174 PV	00859	4/1/2008	4/24/2008	4/6/2008	5.25	5524268-061	00859
52175 PV	00856	4/1/2008	4/24/2008	4/6/2008	45.68	5524268-062	00856
52176 PV	00856	4/1/2008	4/24/2008	4/6/2008	653.16	5524268-064	00856
52177 PV	00859	4/1/2008	4/24/2008	4/6/2008	857.56	5524268-065	00859
52178 PV	00858	4/1/2008	4/24/2008	4/6/2008	1,015.39	5524268-066	00858
52179 PV	00858	4/1/2008	4/24/2008	4/6/2008	1,850.72	5524268-067	00858
52180 PV	00858	4/1/2008	4/24/2008	4/6/2008	1,545.64	5524268-068	00858
52181 PV	00863	4/1/2008	4/24/2008	4/6/2008	46.56	5524268-069	00863
52182 PV	00857	4/1/2008	4/24/2008	4/6/2008	668.76	5524268-070	00857
52183 PV	00851	4/1/2008	4/24/2008	4/6/2008	838.93	5524268-071	00851
52184 PV	00855	4/1/2008	4/24/2008	4/6/2008	917.96	5524268-072	00855
52185 PV	00855	4/1/2008	4/24/2008	4/6/2008	5.25	5524268-073	00855
52186 PV	00862	4/1/2008	4/24/2008	4/6/2008	15.75	5524268-074	00862
52187 PV	00855	4/1/2008	4/24/2008	4/6/2008	48.91	5524268-075	00855
52188 PV	00855	4/1/2008	4/24/2008	4/6/2008	91.48	5524268-076	00855
52189 PV	00855	4/1/2008	4/24/2008	4/6/2008	69.42	5524268-077	00855
52190 PV	00855	4/1/2008	4/24/2008	4/6/2008	245.71	5524268-078	00855
52191 PV	00864	4/1/2008	4/24/2008	4/6/2008	1,136.85	5524268-079	00864
52192 PV	00864	4/1/2008	4/24/2008	4/6/2008	439.75	5524268-080	00864
52193 PV	00855	4/1/2008	4/24/2008	4/6/2008	395.88	5524268-081	00855
52194 PV	00855	4/1/2008	4/24/2008	4/6/2008	246.31	5524268-082	00855
52195 PV	00864	4/1/2008	4/24/2008	4/6/2008	99.10	5524268-083	00864
52196 PV	00864	4/1/2008	4/24/2008	4/6/2008	167.37	5524268-084	00864
52197 PV	00853	4/1/2008	4/24/2008	4/6/2008	5,541.41	5524268-085	00853
52198 PV	00853	4/1/2008	4/24/2008	4/6/2008	1,136.08	5524268-086	00853
52199 PV	00853	4/1/2008	4/24/2008	4/6/2008	41.32	5524268-087	00853
52200 PV	00853	4/1/2008	4/24/2008	4/6/2008	892.61	5524268-088	00853
52201 PV	00855	4/1/2008	4/24/2008	4/6/2008	86.24	5524268-089	00855
52202 PD	00855	4/1/2008	4/24/2008	4/24/2008	(1.11)	5524268-090	00855
52203 PV	00855	4/1/2008	4/24/2008	4/6/2008	2,012.28	5524268-091	00855
52204 PV	00855	4/1/2008	4/24/2008	4/6/2008	193.57	5524268-092	00855
52205 PV	00900	4/1/2008	4/24/2008	4/6/2008	239.25	5524268-093	00900
52206 PV	00900	4/1/2008	4/24/2008	4/6/2008	8.00	5524268-094	00900
52207 PV	00850	4/1/2008	4/24/2008	4/6/2008	79.28	5524268-095	00850
52208 PV	00855	4/1/2008	4/24/2008	4/6/2008	1,689.42	5524268-096	00855
52209 PV	00855	4/1/2008	4/24/2008	4/6/2008	15.75	5524268-097	00855
52210 PV	00855	4/1/2008	4/24/2008	4/6/2008	9.25	5524268-098	00900
52211 PV	00855	4/1/2008	4/24/2008	4/6/2008	1,044.51	5524268-099	00855
52212 PV	00855	4/1/2008	4/24/2008	4/6/2008	5.25	5524268-100	00855
52213 PV	00855	4/1/2008	4/24/2008	4/6/2008	5.25	5524268-101	00855
52214 PV	00855	4/1/2008	4/24/2008	4/6/2008	66.89	5524268-102	00855
52215 PV	00855	4/1/2008	4/24/2008	4/6/2008	79.21	5524268-103	00855
52216 PV	00853	4/1/2008	4/24/2008	4/6/2008	100.47	5524268-104	00853
52217 PV	00865	4/1/2008	4/24/2008	4/6/2008	1,841.39	5524268-105	00865
52218 PV	00866	4/1/2008	4/24/2008	4/6/2008	916.01	5524268-106	00866
52219 PV	00860	4/1/2008	4/24/2008	4/6/2008	108.01	5524268-107	00860
52220 PV	00863	4/1/2008	4/24/2008	4/6/2008	1,193.72	5524268-108	00863

206,459.07

V3000163 DATE 4/1/08		INVOICE #8208040108				
	Exp	Maint	Fuel Card	MGT	Cards	
135100	8175.41	1285.97	62.00	141.75	203.75	9,481.38
450100	1071.87		8.00	21.00	29.00	1,071.87
451100	3047.81	151.28	18.00	42.00	60.00	3,199.09
356100	3460.90	1160.93	28.00	73.50	101.50	4,621.83
357100	2002.36	232.80	14.00	36.75	50.75	2,235.16
286100	857.48	1064.19	12.00	31.50	43.50	1,921.65
332100			2.00	6.25	7.25	0.00
286100	478.75	40.43	2.00	5.25	7.25	519.18
252100					0.00	0.00
288100	1601.02	626.91	10.00	26.25	36.25	2,227.93
333100	2716.22	805.08	20.00	52.50	72.50	3,521.28
50-0245					0.00	0.00
315100	172.48	1010.14	2.00	5.25	7.25	1,182.62
318100	1225.80	1834.97	6.00	15.75	21.75	3,060.77
317100	1293.92	1529.89	8.00	15.75	23.75	2,823.81
385100	2671.69	-0.69	18.00	47.25	65.25	2,871.00
300100	764.87	658.26	4.00	10.50	14.50	1,423.13
150100	3825.24	760.18	34.00	78.75	112.75	4,385.42
830800		917.96			0.00	817.96
350110	433.58		2.00	5.25	7.25	433.58
370100	518.34		6.00	15.75	21.75	518.34
244100	1032.71	33.16	8.00	16.75	23.75	1,065.87
245100	1418.40	65.23	10.00	26.25	36.25	1,483.63
246100	77.56	84.17	2.00	5.25	7.25	141.73
247100	791.63	229.98	8.00	15.75	23.75	1,021.79
400100	12051.17	953.10	74.00	183.75	257.75	13,004.27
401100	3391.33	356.75	32.00	84.00	118.00	3,747.08
248100	372.95	390.63	2.00	5.25	7.25	763.58
249100	728.10	230.56	6.00	15.75	21.75	958.66
403100	1508.33	78.10	8.00	21.00	29.00	1,586.43
406100	1351.86	148.37	8.00	21.00	29.00	1,498.23
182100	31448.30	5063.66	208.00	477.75	685.75	36,511.96
183100	2126.12	1104.58	12.00	31.50	43.50	3,230.70
187100	980.84	25.57	6.00	15.75	21.75	1,006.51
188100	715.48	871.61	10.00	21.00	31.00	1,587.09
250100	596.13	65.24	8.00	21.00	29.00	761.37
20251100	2053.35	-32.61	14.00	31.50	45.50	2,020.74
252109	15287.51	1732.03	116.00	280.25	396.25	17,019.54
253100	422.85	183.07	4.00	10.50	14.50	605.92
900100	30959.08		106.00	230.25	345.25	30,959.08
900144	12125.95		8.00	8.00	16.00	12,125.95
102100	684.84	53.03	10.00	26.25	36.25	717.67
255100	2889.68	1800.17	34.00	89.25	123.25	4,289.83
256100	609.13		6.00	15.75	21.75	609.13
900164	787.93		6.00	9.25	15.25	787.93
258100	581.31	1034.01	6.00	10.50	16.50	1,616.32
259100	437.82		2.00	5.25	7.25	437.82
260100	838.82		2.00	5.25	7.25	638.82
261100	691.44	55.39	4.00	10.50	14.50	747.83
262100	485.88	73.96	4.00	5.25	9.25	539.64
189100	1228.59	74.22	12.00	26.25	38.25	1,302.81
425100	2041.34	1794.14	16.00	47.25	63.25	3,835.48
453100	3928.64	816.26	38.00	99.75	137.75	4,744.90
345100	2051.26	34.51	28.00	73.50	101.50	2,085.77
386100	1744.02	1162.22	14.00	31.50	45.50	2,906.24
TOTAL	172417.95	10827.00	2345.75	13175.75	18175.75	262,756.32

202755.32

3703.75

206,490.07

0163 1726 May Batch 24110



GE Fleet Services

Doc 55972-56078

SERVICES BILLING INVOICE ORIGINAL INVOICE
FOR PERIOD ENDING 04/30/2008

UTILITIES INC.
FLEET DEPARTMENT 8208
UTILITIES INC.
2335 SANDERS ROAD
NORTHBROOK
FLEET

IL 60082
8208 UTILITIES INC.

INVOICE S535283
DATE 05/01/2008
PAGE 1

TYPE	AMOUNT
ELECTRONIC FUEL CARD PROGRAM	\$ 224,321.64
TOTAL SERVICE, REPAIR AND FEES	34,860.89

MAY 08 2008

PAYABLE BY 05/10/2008
INVOICE #S535283
RETURN REMITTANCE COPY WITH PAYMENT TO:

TOTAL AMOUNT DUE =====>

~~262,886.28~~
~~250,182.53~~ OK

GE FLEET SERVICES
PO BOX 100369
ATLANTA GA 30384-0369
REFER QUESTIONS TO: BILLING (866)615-0657 CREDIT (866)615-0657

Total \$ 259,182.53
83,703.75
3262,886.28

103249

GEFS receives and retains rebates, discounts and other compensation directly or indirectly from manufacturers, suppliers, third party providers and vendors to which it makes payments with respect to vehicles, goods and services provided under lease and services agreements.

SVINY

INVOICE

ORIGINAL

DATE 05/01/2008

**GE Fleet Services**

PAYMENT DUE UPON RECEIPT

UTILITIES INC.
 FLEET DEPARTMENT 8208
 UTILITIES INC.
 2335 SANDERS ROAD
 NORTHBROOK IL 60062

FLEET 8208 UTILITIES INC.

TYPE	PERIOD	INVOICE NUMBER	AMOUNT
RENTAL	05/01/08 TO 05/31/08	B200450	2,577.75
MTC MGMT			1,088.00
FUELCARD			38.00
24 HR MRM			
TOTAL			3,703.75

TOTAL DUE

3,703.75

RETURN ONE COPY WITH REMITTANCE TO
 GE FLEET SERVICES
 PO BOX 100363
 ATLANTA GA 30384-0363

DIRECT INQUIRIES TO CUSTOMER SVC 866-615-0657

12799

GEFS receives and retains rebates, discounts and other compensation directly or indirectly from manufacturers, suppliers, third party providers and vendors to which it makes payments with respect to vehicles, goods and services provided under lease and service agreements. The amount deemed to be sales tax on a vehicle and capitalized may be greater than the actual tax paid due to credits available to, and claimed by, GEFS.

L11001

Document	Doc Type	Doc Co	Invoice Dat	G/L Date	Due Date	Gross Amount	Invoice Number	Co
55972	PV	00850	5/1/2008	5/8/2008	5/6/2008	10,994.32	5535283-001	00850
55973	PV	00866	5/1/2008	5/8/2008	5/6/2008	1,764.24	5535283-002	00866
55974	PV	00866	5/1/2008	5/8/2008	5/6/2008	3,175.14	5535283-003	00866
55975	PV	00861	5/1/2008	5/8/2008	5/6/2008	4,160.76	5535283-004	00861
55976	PV	00861	5/1/2008	5/8/2008	5/6/2008	2,659.92	5535283-005	00861
55977	PV	00856	5/1/2008	5/8/2008	5/6/2008	1,414.39	5535283-006	00856
55978	PV	00859	5/1/2008	5/8/2008	5/6/2008	2.00	5535283-007	00859
55979	PV	00856	5/1/2008	5/8/2008	5/6/2008	544.00	5535283-008	00856
55980	PV	00856	5/1/2008	5/8/2008	5/6/2008	97.00	5535283-009	00856
55981	PV	00856	5/1/2008	5/8/2008	5/6/2008	1,822.71	5535283-010	00856
55982	PV	00859	5/1/2008	5/8/2008	5/6/2008	3,466.13	5535283-011	00859
55983	PV	00858	5/1/2008	5/8/2008	5/6/2008	65.80	5535283-012	00858
55984	PV	00858	5/1/2008	5/8/2008	5/6/2008	1,080.53	5535283-013	00858
55985	PV	00858	5/1/2008	5/8/2008	5/6/2008	1,590.89	5535283-014	00858
55986	PV	00863	5/1/2008	5/8/2008	5/6/2008	3,611.58	5535283-015	00863
55987	PV	00857	5/1/2008	5/8/2008	5/6/2008	645.20	5535283-016	00857
55988	PV	00851	5/1/2008	5/8/2008	5/6/2008	5,060.75	5535283-017	00851
55989	PV	00855	5/1/2008	5/8/2008	5/6/2008	495.01	5535283-019	00855
55990	PV	00862	5/1/2008	5/8/2008	5/6/2008	544.58	5535283-020	00862
55991	PV	00855	5/1/2008	5/8/2008	5/6/2008	858.38	5535283-021	00855
55992	PV	00855	5/1/2008	5/8/2008	5/6/2008	2,040.39	5535283-022	00855
55993	PV	00855	5/1/2008	5/8/2008	5/6/2008	147.59	5535283-023	00855
55994	PV	00855	5/1/2008	5/8/2008	5/6/2008	1,086.62	5535283-024	00855
55995	PV	00864	5/1/2008	5/8/2008	5/6/2008	15,310.79	5535283-025	00864
55996	PV	00864	5/1/2008	5/8/2008	5/6/2008	4,934.74	5535283-026	00864
55997	PV	00855	5/1/2008	5/8/2008	5/6/2008	859.29	5535283-027	00855
55998	PV	00855	5/1/2008	5/8/2008	5/6/2008	1,190.86	5535283-028	00855
55999	PV	00864	5/1/2008	5/8/2008	5/6/2008	2,095.04	5535283-029	00864
56000	PV	00864	5/1/2008	5/8/2008	5/6/2008	1,165.52	5535283-030	00864
56001	PV	00853	5/1/2008	5/8/2008	5/6/2008	40,214.60	5535283-031	00853
56002	PV	00853	5/1/2008	5/8/2008	5/6/2008	2,465.66	5535283-032	00853
56003	PV	00853	5/1/2008	5/8/2008	5/6/2008	1,858.48	5535283-033	00853
56004	PV	00853	5/1/2008	5/8/2008	5/6/2008	852.56	5535283-034	00853
56005	PV	00855	5/1/2008	5/8/2008	5/6/2008	1,601.27	5535283-035	00855
56006	PV	00855	5/1/2008	5/8/2008	5/6/2008	3,950.63	5535283-036	00855
56007	PV	00855	5/1/2008	5/8/2008	5/6/2008	9,238.15	5535283-037	00855
56008	PV	00855	5/1/2008	5/8/2008	5/6/2008	714.82	5535283-038	00855
56009	PV	00900	5/1/2008	5/8/2008	5/6/2008	37,920.71	5535283-039	00900
56010	PV	00900	5/1/2008	5/8/2008	5/6/2008	19,655.90	5535283-040	00900
56011	PV	00850	5/1/2008	5/8/2008	5/6/2008	897.84	5535283-041	00850
56012	PV	00855	5/1/2008	5/8/2008	5/6/2008	11,511.79	5535283-042	00855
56013	PV	00855	5/1/2008	5/8/2008	5/6/2008	881.10	5535283-043	00855
56014	PV	00855	5/1/2008	5/8/2008	5/6/2008	1,196.73	5535283-044	00900
56015	PV	00855	5/1/2008	5/8/2008	5/6/2008	599.07	5535283-045	00855
56016	PV	00855	5/1/2008	5/8/2008	5/6/2008	628.98	5535283-046	00855
56017	PV	00855	5/1/2008	5/8/2008	5/6/2008	844.11	5535283-047	00855
56018	PV	00855	5/1/2008	5/8/2008	5/6/2008	950.43	5535283-048	00855
56019	PV	00855	5/1/2008	5/8/2008	5/6/2008	853.63	5535283-049	00855
56020	PV	00853	5/1/2008	5/8/2008	5/6/2008	2,439.35	5535283-050	00853

56021 PV	00865	5/1/2008	5/8/2008	5/6/2008	2,927.24	5535283-051	00865
56022 PV	00866	5/1/2008	5/8/2008	5/6/2008	4,973.83	5535283-052	00866
56023 PV	00860	5/1/2008	5/8/2008	5/6/2008	3,201.06	5535283-053	00860
56024 PV	00863	5/1/2008	5/8/2008	5/6/2008	2,147.53	5535283-054	00863
56025 PV	00850	5/1/2008	5/8/2008	5/6/2008	4,922.41	55352 3-055	00850
56026 PV	00866	5/1/2008	5/8/2008	5/6/2008	65.06	5535283-056	00866
56027 PV	00866	5/1/2008	5/8/2008	5/6/2008	65.99	5535283-057	00866
56028 PV	00861	5/1/2008	5/8/2008	5/6/2008	246.11	5535283-058	00861
56029 PV	00861	5/1/2008	5/8/2008	5/6/2008	558.96	5535283-059	00861
56030 PV	00856	5/1/2008	5/8/2008	5/6/2008	169.75	5535283-060	00856
56031 PV	00859	5/1/2008	5/8/2008	5/6/2008	5.25	5535283-061	00859
56032 PV	00856	5/1/2008	5/8/2008	5/6/2008	40.38	5535283-062	00856
56033 PV	00856	5/1/2008	5/8/2008	5/6/2008	10.50	5535283-063	00856
56034 PV	00856	5/1/2008	5/8/2008	5/6/2008	1,682.06	5535283-064	00856
56035 PV	00859	5/1/2008	5/8/2008	5/6/2008	597.63	5535283-065	00859
56036 PV	00858	5/1/2008	5/8/2008	5/6/2008	5.25	5535283-066	00858
56037 PV	00858	5/1/2008	5/8/2008	5/6/2008	15.75	5535283-067	00858
56038 PV	00858	5/1/2008	5/8/2008	5/6/2008	255.01	5535283-068	00858
56039 PV	00863	5/1/2008	5/8/2008	5/6/2008	1,680.36	5535283-069	00863
56040 PV	00857	5/1/2008	5/8/2008	5/6/2008	10.50	5535283-070	00857
56041 PV	00851	5/1/2008	5/8/2008	5/6/2008	168.82	5535283-071	00851
56042 PV	00855	5/1/2008	5/8/2008	5/6/2008	136.98	5535283-072	00855
56043 PV	00855	5/1/2008	5/8/2008	5/6/2008	151.33	5535283-073	00855
56044 PV	00862	5/1/2008	5/8/2008	5/6/2008	15.75	5535283-074	00862
56045 PV	00855	5/1/2008	5/8/2008	5/6/2008	10.50	5535283-075	00855
56046 PV	00855	5/1/2008	5/8/2008	5/6/2008	434.58	5535283-076	00855
56047 PV	00855	5/1/2008	5/8/2008	5/6/2008	5.25	5535283-077	00855
56048 PV	00855	5/1/2008	5/8/2008	5/6/2008	444.71	5535283-078	00855
56049 PV	00864	5/1/2008	5/8/2008	5/6/2008	2,300.29	5535283-079	00864
56050 PV	00864	5/1/2008	5/8/2008	5/6/2008	1,291.22	5535283-080	00864
56051 PV	00855	5/1/2008	5/8/2008	5/6/2008	44.73	5535283-081	00855
56052 PV	00855	5/1/2008	5/8/2008	5/6/2008	1,485.99	5535283-082	00855
56053 PV	00864	5/1/2008	5/8/2008	5/6/2008	99.06	5535283-083	00864
56054 PV	00864	5/1/2008	5/8/2008	5/6/2008	206.98	5535283-084	00864
56055 PV	00853	5/1/2008	5/8/2008	5/6/2008	10,668.63	5535283-085	00853
56056 PV	00853	5/1/2008	5/8/2008	5/6/2008	744.84	5535283-086	00853
56057 PV	00853	5/1/2008	5/8/2008	5/6/2008	285.62	5535283-087	00853
56058 PV	00853	5/1/2008	5/8/2008	5/6/2008	70.85	5535283-088	00853
56059 PV	00855	5/1/2008	5/8/2008	5/6/2008	976.19	5535283-089	00855
56060 PV	00855	5/1/2008	5/8/2008	5/6/2008	174.02	5535283-090	00855
56061 PV	00855	5/1/2008	5/8/2008	5/6/2008	2,687.26	5535283-091	00855
56062 PV	00855	5/1/2008	5/8/2008	5/6/2008	44.57	5535283-092	00855
56063 PV	00900	5/1/2008	5/8/2008	5/6/2008	239.25	5535283-093	00900
56064 PV	00900	5/1/2008	5/8/2008	5/6/2008	8.00	5535283-094	00900
56065 PV	00850	5/1/2008	5/8/2008	5/6/2008	58.34	5535283-095	00850
56066 PV	00855	5/1/2008	5/8/2008	5/6/2008	984.83	5535283-096	00855
56067 PV	00855	5/1/2008	5/8/2008	5/6/2008	154.29	5535283-097	00855
56068 PV	00900	5/1/2008	5/8/2008	5/6/2008	9.25	5535283-098	00900
56069 PV	00855	5/1/2008	5/8/2008	5/6/2008	10.50	5535283-099	00855
56070 PV	00855	5/1/2008	5/8/2008	5/6/2008	5.25	5535283-100	00855

56071 PV	00855	5/1/2008	5/8/2008	5/6/2008	39.32	S535283-101	00855
56072 PV	00855	5/1/2008	5/8/2008	5/6/2008	2,189.73	S535283-102	00855
56073 PD	00855	5/1/2008	5/8/2008	5/8/2008	(819.75)	S535283-103	00855
56074 PV	00853	5/1/2008	5/8/2008	5/6/2008	458.75	S535283-104	00853
56075 PV	00865	5/1/2008	5/8/2008	5/6/2008	471.24	S535283-105	00865
56076 PV	00866	5/1/2008	5/8/2008	5/6/2008	338.47	S535283-106	00866
56077 PV	00860	5/1/2008	5/8/2008	5/6/2008	349.69	S535283-107	00860
56078 PV	00863	5/1/2008	5/8/2008	5/6/2008	200.34	S535283-108	00863
					262,886.28		

V3000163 DATE 5/1/08		INVOICE #8208050108				
	Maintenace	Fuel Card	MGT	card		
195100	10832.32	4780.66	62.00	141.75	203.75	15,712.86
450100	1758.24	44.06	8.00	21.00	29.00	1,800.30
451100	3157.14	23.99	18.00	42.00	60.00	3,181.13
956100	4132.76	172.61	28.00	73.50	101.50	4,305.37
357100	2845.92	522.21	14.00	38.75	50.75	3,168.13
285100	1402.39	138.25	12.00	31.50	43.50	1,540.64
332100	0.00	0.00	2.00	5.25	7.25	0.00
286100	542.00	35.13	2.00	5.25	7.25	577.13
243100	93.00	0.00	4.00	10.50	14.50	93.00
288100	1812.71	1655.81	10.00	26.25	36.25	3,468.52
333100	3446.13	545.13	20.00	52.50	72.50	3,991.26
					0.00	0.00
315100	63.80	0.00	2.00	5.25	7.25	63.80
318100	1074.53	0.00	6.00	15.75	21.75	1,074.53
317100	1682.89	239.26	8.00	15.75	23.75	1,822.15
385100	3593.56	1633.11	18.00	47.25	65.25	5,226.69
300100	641.20	0.00	4.00	10.50	14.50	641.20
150100	5028.75	90.07	34.00	78.75	112.75	5,116.82
310099	0.00	138.98	0.00	0.00	0.00	138.98
350110	493.01	146.08	2.00	5.25	7.25	638.08
370100	538.58	0.00	6.00	15.75	21.75	538.58
244100	852.38	0.00	6.00	10.50	16.50	852.38
245100	2026.38	387.83	14.00	36.75	50.75	2,424.22
248100	145.59	0.00	2.00	5.25	7.25	145.59
247100	1078.82	428.96	8.00	15.75	23.75	1,507.58
400100	15236.79	2116.54	74.00	183.75	257.75	17,353.33
401100	4902.74	1207.22	32.00	84.00	118.00	6,109.96
248100	855.29	34.23	4.00	10.50	14.50	889.52
249100	1182.86	1484.99	8.00	21.00	29.00	2,647.85
403100	2087.04	78.06	8.00	21.00	29.00	2,185.10
408100	1157.52	185.88	8.00	21.00	29.00	1,343.50
182100	4008.60	10190.88	208.00	477.75	685.75	50,197.48
183100	2453.66	713.34	12.00	31.50	43.50	3,167.00
187100	1882.48	269.87	6.00	15.75	21.75	2,122.35
188100	842.56	49.85	10.00	21.00	31.00	892.41
250100	1589.27	944.68	12.00	31.50	43.50	2,533.88
20251100	3830.63	126.77	20.00	47.25	67.25	4,057.40
252109	9178.15	2550.78	60.00	138.50	196.50	11,728.91
258100	710.82	34.07	4.00	10.50	14.50	744.89
900100	37814.71	0.00	106.00	239.25	345.25	37,814.71
900105	19647.90	0.00	8.00	8.00	16.00	19,647.90
102100	887.84	32.09	10.00	26.25	36.25	919.93
255100	11439.79	799.08	72.00	185.75	257.75	12,238.87
256100	875.10	138.54	6.00	15.75	21.75	1,013.64
900164	1190.73	0.00	6.00	9.25	15.25	1,190.73
258100	593.07	0.00	6.00	10.50	16.50	593.07
259100	626.96	0.00	2.00	6.25	7.25	626.96
280100	842.11	34.07	2.00	5.25	7.25	876.18
281100	948.43	2179.23	4.00	10.50	14.50	3,125.66
282100	849.63	825.00	4.00	5.25	9.25	24.63
189100	2427.36	432.50	12.00	26.25	38.25	2,859.85
425100	2911.24	429.24	16.00	42.00	58.00	3,340.48
453100	4935.83	238.72	38.00	99.75	137.75	5,174.55
345100	3173.06	276.19	28.00	73.50	101.50	3,449.25
386100	2135.53	168.84	12.00	31.50	43.50	2,304.37
TOTAL	224321.84	24890.89	1088.00	2613.75	3769.75	1259162.53

259182.53

3703.75

262,886.28

Received
6/6/2008

June



GE Fleet Services

3000163

SERVICES BILLING INVOICE
FOR PERIOD ENDING 05/31/2008

UTILITIES INC.
FLEET DEPARTMENT 8208
UTILITIES INC.
2333 SANDERS ROAD
NORTHBROOK
FLEET 8208

IL 60062
UTILITIES INC.

INVOICE 5546266
DATE 06/01/2008
PAGE 1

TYPE	AMOUNT
----- ELECTRONIC FUEL CARD PROGRAM	\$ 186,959.09
TOTAL SERVICE, REPAIR AND FEES	32,938.45

Batch 26395
Doc 64533-64636

PAYABLE BY 06/10/2008 TOTAL AMOUNT DUE -----> \$ 219,897.54
INVOICE #5546266
RETURN REMITTANCE COPY WITH PAYMENT TO:

GE FLEET SERVICES
PO BOX 100363
ATLANTA GA 30384-0363
REFER QUESTIONS TO: BILLING (866) 615-0657 CREDIT (866) 615-0657

Total \$219,897.54
+ 3,602.25
\$223,499.79

GEFS receives and retains rebates, discounts and other compensation directly or indirectly from manufacturers, suppliers, third party providers and vendors to which it makes payments with respect to vehicles, goods and services provided under lease and services agreements.

INVOICE

ORIGINAL



GE Fleet Services

3000163

DATE 06/01/2008

PAYMENT DUE UPON RECEIPT

Batch 26395

UTILITIES INC.
FLEET DEPARTMENT 8208
UTILITIES INC.
2335 SANDERS ROAD
NORTHBROOK IL 60062

Doc Co 4533-64636

FLEET 8208 UTILITIES INC.

TYPE	PERIOD	INVOICE NUMBER	AMOUNT
RENTAL	06/01/08 TO 06/30/08	8220651	
MTC MGMT			2,504.25
FUELCARD			1,060.00
24 HR RM			38.00
TOTAL			3,602.25

JUN 06 2008

TOTAL DUE 3,602.25

RETURN ONE COPY WITH REMITTANCE TO
GE FLEET SERVICES
PO BOX 100963
ATLANTA GA 30384-0363

DIRECT INQUIRIES TO CUSTOMER SVC 866-615-0657 9143

GEFS receives and retains rebates, discounts and other compensation directly or indirectly from manufacturers, suppliers, third party providers and vendors to which it makes payments with respect to vehicles, goods and services provided under lease and service agreements. The amount deemed to be sales tax on a vehicle and capitalized may be greater than the actual tax paid due to credits available to, and claimed by, GEFS.

Voucher T	Voucher N	Voucher C	Supplier	NG/L	Date	Gross Am	Foreign Ai	Curr	Cod
PV	64533	00850	GE CAPIT,		6/6/2008	9,089.12		USD	
PV	64534	00866	GE CAPIT,		6/6/2008	1,096.21		USD	
PV	64535	00866	GE CAPIT,		6/6/2008	2,604.23		USD	
PV	64536	00861	GE CAPIT,		6/6/2008	3,139.78		USD	
PV	64537	00861	GE CAPIT,		6/6/2008	1,862.27		USD	
PV	64538	00856	GE CAPIT,		6/6/2008	706.02		USD	
PV	64539	00859	GE CAPIT,		6/6/2008	2		USD	
PV	64540	00856	GE CAPIT,		6/6/2008	699.25		USD	
PV	64541	00856	GE CAPIT,		6/6/2008	4		USD	
PV	64542	00856	GE CAPIT,		6/6/2008	1,671.98		USD	
PV	64543	00859	GE CAPIT,		6/6/2008	3,339.52		USD	
PV	64544	00858	GE CAPIT,		6/6/2008	2		USD	
PV	64545	00858	GE CAPIT,		6/6/2008	930.78		USD	
PV	64546	00858	GE CAPIT,		6/6/2008	1,338.23		USD	
PV	64547	00863	GE CAPIT,		6/6/2008	3,125.73		USD	
PV	64548	00857	GE CAPIT,		6/6/2008	533.5		USD	
PV	64549	00851	GE CAPIT,		6/6/2008	4,647.33		USD	
PV	64550	00855	GE CAPIT,		6/6/2008	206.06		USD	
PV	64551	00862	GE CAPIT,		6/6/2008	401.33		USD	
PV	64552	00855	GE CAPIT,		6/6/2008	643.26		USD	
PV	64553	00855	GE CAPIT,		6/6/2008	1,889.12		USD	
PV	64554	00855	GE CAPIT,		6/6/2008	127.66		USD	
PV	64555	00855	GE CAPIT,		6/6/2008	610.06		USD	
PV	64556	00864	GE CAPIT,		6/6/2008	12,930.77		USD	
PV	64557	00864	GE CAPIT,		6/6/2008	4,421.31		USD	
PV	64558	00855	GE CAPIT,		6/6/2008	482.21		USD	
PV	64559	00855	GE CAPIT,		6/6/2008	890.35		USD	
PV	64560	00864	GE CAPIT,		6/6/2008	1,541.57		USD	
PV	64561	00864	GE CAPIT,		6/6/2008	757.5		USD	
PV	64562	00853	GE CAPIT,		6/6/2008	35,722.43		USD	
PV	64563	00853	GE CAPIT,		6/6/2008	2,268.10		USD	
PV	64564	00853	GE CAPIT,		6/6/2008	1,766.65		USD	
PV	64565	00853	GE CAPIT,		6/6/2008	811.14		USD	
PV	64566	00855	GE CAPIT,		6/6/2008	1,690.76		USD	
PV	64567	00855	GE CAPIT,		6/6/2008	4,310.01		USD	
PV	64568	00855	GE CAPIT,		6/6/2008	7,342.13		USD	
PV	64569	00855	GE CAPIT,		6/6/2008	792.03		USD	
PV	64570	00900	GE CAPIT,		6/6/2008	28,459.57		USD	
PV	64571	00900	GE CAPIT,		6/6/2008	14,627.86		USD	
PV	64572	00850	GE CAPIT,		6/6/2008	630.36		USD	
PV	64573	00855	GE CAPIT,		6/6/2008	9,449.03		USD	
PV	64574	00855	GE CAPIT,		6/6/2008	374.15		USD	
PV	64575	00900	GE CAPIT,		6/6/2008	2,575.43		USD	
PV	64576	00855	GE CAPIT,		6/6/2008	492.83		USD	
PV	64577	00855	GE CAPIT,		6/6/2008	854.05		USD	
PV	64578	00855	GE CAPIT,		6/6/2008	956.68		USD	
PV	64579	00855	GE CAPIT,		6/6/2008	687.76		USD	
PV	64580	00853	GE CAPIT,		6/6/2008	2,986.07		USD	
PV	64581	00865	GE CAPIT,		6/6/2008	2,553.75		USD	
PV	64582	00866	GE CAPIT,		6/6/2008	4,034.55		USD	
PV	64583	00860	GE CAPIT,		6/6/2008	2,717.58		USD	

PV	64584 00863	GE CAPIT, 6/6/2008	2,223.02	USD
PV	64585 00850	GE CAPIT, 6/6/2008	2,521.98	USD
PV	64586 00866	GE CAPIT, 6/6/2008	61.82	USD
PV	64587 00866	GE CAPIT, 6/6/2008	822.27	USD
PV	64588 00861	GE CAPIT, 6/6/2008	283.58	USD
PV	64589 00861	GE CAPIT, 6/6/2008	76.43	USD
PV	64590 00856	GE CAPIT, 6/6/2008	31.5	USD
PV	64591 00859	GE CAPIT, 6/6/2008	5.25	USD
PV	64592 00856	GE CAPIT, 6/6/2008	5.25	USD
PV	64593 00856	GE CAPIT, 6/6/2008	10.5	USD
PV	64594 00856	GE CAPIT, 6/6/2008	26.25	USD
PV	64595 00859	GE CAPIT, 6/6/2008	1,000.29	USD
PV	64596 00858	GE CAPIT, 6/6/2008	5.25	USD
PV	64597 00858	GE CAPIT, 6/6/2008	88.79	USD
PV	64598 00858	GE CAPIT, 6/6/2008	100.73	USD
PV	64599 00863	GE CAPIT, 6/6/2008	236.68	USD
PV	64600 00857	GE CAPIT, 6/6/2008	74.13	USD
PV	64601 00851	GE CAPIT, 6/6/2008	483.07	USD
PV	64602 00855	GE CAPIT, 6/6/2008	858.64	USD
PV	64603 00862	GE CAPIT, 6/6/2008	15.75	USD
PV	64604 00855	GE CAPIT, 6/6/2008	143.05	USD
PV	64605 00855	GE CAPIT, 6/6/2008	1,920.53	USD
PV	64606 00855	GE CAPIT, 6/6/2008	5.25	USD
PV	64607 00855	GE CAPIT, 6/6/2008	15.75	USD
PV	64608 00864	GE CAPIT, 6/6/2008	3,129.82	USD
PV	64609 00864	GE CAPIT, 6/6/2008	1,496.61	USD
PV	64610 00855	GE CAPIT, 6/6/2008	10.5	USD
PV	64611 00855	GE CAPIT, 6/6/2008	21	USD
PV	64612 00864	GE CAPIT, 6/6/2008	164.77	USD
PV	64613 00864	GE CAPIT, 6/6/2008	21	USD
PV	64614 00853	GE CAPIT, 6/6/2008	10,133.00	USD
PV	64615 00853	GE CAPIT, 6/6/2008	100.18	USD
PV	64616 00853	GE CAPIT, 6/6/2008	15.75	USD
PV	64617 00853	GE CAPIT, 6/6/2008	194.05	USD
PV	64618 00855	GE CAPIT, 6/6/2008	860.98	USD
PV	64619 00855	GE CAPIT, 6/6/2008	111.59	USD
PV	64620 00855	GE CAPIT, 6/6/2008	1,153.69	USD
PV	64621 00855	GE CAPIT, 6/6/2008	1,644.52	USD
PV	64622 00900	GE CAPIT, 6/6/2008	239.25	USD
PV	64623 00900	GE CAPIT, 6/6/2008	8	USD
PV	64624 00850	GE CAPIT, 6/6/2008	28.25	USD
PV	64625 00855	GE CAPIT, 6/6/2008	3,144.97	USD
PV	64626 00855	GE CAPIT, 6/6/2008	40.22	USD
PV	64627 00900	GE CAPIT, 6/6/2008	9.25	USD
PV	64628 00855	GE CAPIT, 6/6/2008	49.01	USD
PV	64629 00855	GE CAPIT, 6/6/2008	5.25	USD
PV	64630 00855	GE CAPIT, 6/6/2008	10.5	USD
PV	64631 00855	GE CAPIT, 6/6/2008	46.21	USD
PV	64632 00853	GE CAPIT, 6/6/2008	1,298.34	USD
PV	64633 00865	GE CAPIT, 6/6/2008	999.99	USD
PV	64634 00866	GE CAPIT, 6/6/2008	979.32	USD
PV	64635 00860	GE CAPIT, 6/6/2008	550.54	USD

PV

64636 00863

GE CAPIT, 6/6/2008
Total

225.4

USD

223,499.79

Document	Doc Type	Doc Co	Invoice Date	G/L Date	Due Date	Gross Amount	Invoice Number	Co
64533	PV	00850	6/1/2008	6/6/2008	6/1/2008	9,089.12	B220651-001	00850
64534	PV	00866	6/1/2008	6/6/2008	6/1/2008	1,096.21	B220651-002	00866
64535	PV	00866	6/1/2008	6/6/2008	6/1/2008	2,604.23	B220651-003	00866
64536	PV	00861	6/1/2008	6/6/2008	6/1/2008	3,139.78	B220651-004	00861
64537	PV	00861	6/1/2008	6/6/2008	6/1/2008	1,862.27	B220651-005	00861
64538	PV	00856	6/1/2008	6/6/2008	6/1/2008	706.02	B220651-006	00856
64539	PV	00859	6/1/2008	6/6/2008	6/1/2008	2.00	B220651-007	00859
64540	PV	00856	6/1/2008	6/6/2008	6/1/2008	699.25	B220651-008	00856
64541	PV	00856	6/1/2008	6/6/2008	6/1/2008	4.00	B220651-009	00856
64542	PV	00856	6/1/2008	6/6/2008	6/1/2008	1,671.98	B220651-010	00856
64543	PV	00859	6/1/2008	6/6/2008	6/1/2008	3,339.52	B220651-011	00859
64544	PV	00858	6/1/2008	6/6/2008	6/1/2008	2.00	B220651-012	00858
64545	PV	00858	6/1/2008	6/6/2008	6/1/2008	930.78	B220651-013	00858
64546	PV	00858	6/1/2008	6/6/2008	6/1/2008	1,338.23	B220651-014	00858
64547	PV	00863	6/1/2008	6/6/2008	6/1/2008	3,125.73	B220651-015	00863
64548	PV	00857	6/1/2008	6/6/2008	6/1/2008	533.50	B220651-016	00857
64549	PV	00851	6/1/2008	6/6/2008	6/1/2008	4,647.33	B220651-017	00851
64550	PV	00855	6/1/2008	6/6/2008	6/1/2008	206.06	B220651-019	00855
64551	PV	00862	6/1/2008	6/6/2008	6/1/2008	401.33	B220651-020	00862
64552	PV	00855	6/1/2008	6/6/2008	6/1/2008	643.26	B220651-021	00855
64553	PV	00855	6/1/2008	6/6/2008	6/1/2008	1,889.12	B220651-022	00855
64554	PV	00855	6/1/2008	6/6/2008	6/1/2008	127.66	B220651-023	00855
64555	PV	00855	6/1/2008	6/6/2008	6/1/2008	610.06	B220651-024	00855
64556	PV	00864	6/1/2008	6/6/2008	6/1/2008	12,930.77	B220651-025	00864
64557	PV	00864	6/1/2008	6/6/2008	6/1/2008	4,421.31	B220651-026	00864
64558	PV	00855	6/1/2008	6/6/2008	6/1/2008	482.21	B220651-027	00855
64559	PV	00855	6/1/2008	6/6/2008	6/1/2008	890.35	B220651-028	00855
64560	PV	00864	6/1/2008	6/6/2008	6/1/2008	1,541.57	B220651-029	00864
64561	PV	00864	6/1/2008	6/6/2008	6/1/2008	757.50	B220651-030	00864
64562	PV	00853	6/1/2008	6/6/2008	6/1/2008	35,722.43	B220651-031	00853
64563	PV	00853	6/1/2008	6/6/2008	6/1/2008	2,268.10	B220651-032	00853
64564	PV	00853	6/1/2008	6/6/2008	6/1/2008	1,766.65	B220651-033	00853
64565	PV	00853	6/1/2008	6/6/2008	6/1/2008	811.14	B220651-034	00853
64566	PV	00855	6/1/2008	6/6/2008	6/1/2008	1,690.76	B220651-035	00855
64567	PV	00855	6/1/2008	6/6/2008	6/1/2008	4,310.01	B220651-036	00855
64568	PV	00855	6/1/2008	6/6/2008	6/1/2008	7,342.13	B220651-037	00855
64569	PV	00855	6/1/2008	6/6/2008	6/1/2008	792.03	B220651-038	00855
64570	PV	00900	6/1/2008	6/6/2008	6/1/2008	28,459.57	B220651-039	00900
64571	PV	00900	6/1/2008	6/6/2008	6/1/2008	14,627.86	B220651-040	00900
64572	PV	00850	6/1/2008	6/6/2008	6/1/2008	630.36	B220651-041	00850
64573	PV	00855	6/1/2008	6/6/2008	6/1/2008	9,449.03	B220651-042	00855
64574	PV	00855	6/1/2008	6/6/2008	6/1/2008	374.15	B220651-043	00855
64575	PV	00855	6/1/2008	6/6/2008	6/1/2008	2,575.43	B220651-044	00900
64576	PV	00855	6/1/2008	6/6/2008	6/1/2008	492.83	B220651-045	00855
64577	PV	00855	6/1/2008	6/6/2008	6/1/2008	854.05	B220651-047	00855
64578	PV	00855	6/1/2008	6/6/2008	6/1/2008	956.68	B220651-048	00855
64579	PV	00855	6/1/2008	6/6/2008	6/1/2008	687.76	B220651-049	00855
64580	PV	00853	6/1/2008	6/6/2008	6/1/2008	2,986.07	B220651-050	00853
64581	PV	00865	6/1/2008	6/6/2008	6/1/2008	2,553.75	B220651-051	00865
64582	PV	00866	6/1/2008	6/6/2008	6/1/2008	4,034.55	B220651-052	00866
64583	PV	00860	6/1/2008	6/6/2008	6/1/2008	2,717.58	B220651-053	00860

64584 PV	00863	6/1/2008	6/6/2008	6/1/2008	2,223.02	B220651-054	00863
64585 PV	00850	6/1/2008	6/6/2008	6/1/2008	2,521.98	B220651-055	00850
64586 PV	00866	6/1/2008	6/6/2008	6/1/2008	61.82	B220651-056	00866
64587 PV	00866	6/1/2008	6/6/2008	6/1/2008	822.27	B220651-057	00866
64588 PV	00861	6/1/2008	6/6/2008	6/1/2008	283.58	B220651-058	00861
64589 PV	00861	6/1/2008	6/6/2008	6/1/2008	76.43	B220651-059	00861
64590 PV	00856	6/1/2008	6/6/2008	6/1/2008	31.50	B220651-060	00856
64591 PV	00859	6/1/2008	6/6/2008	6/1/2008	5.25	B220651-061	00859
64592 PV	00856	6/1/2008	6/6/2008	6/1/2008	5.25	B220651-062	00856
64593 PV	00856	6/1/2008	6/6/2008	6/1/2008	10.50	B220651-063	00856
64594 PV	00856	6/1/2008	6/6/2008	6/1/2008	26.25	B220651-064	00856
64595 PV	00859	6/1/2008	6/6/2008	6/1/2008	1,000.29	B220651-065	00859
64596 PV	00858	6/1/2008	6/6/2008	6/1/2008	5.25	B220651-066	00858
64597 PV	00858	6/1/2008	6/6/2008	6/1/2008	88.79	B220651-067	00858
64598 PV	00858	6/1/2008	6/6/2008	6/1/2008	100.73	B220651-068	00858
64599 PV	00863	6/1/2008	6/6/2008	6/1/2008	236.68	B220651-069	00863
64600 PV	00857	6/1/2008	6/6/2008	6/1/2008	74.13	B220651-070	00857
64601 PV	00851	6/1/2008	6/6/2008	6/1/2008	483.07	B220651-071	00851
64602 PV	00855	6/1/2008	6/6/2008	6/1/2008	856.64	B220651-073	00855
64603 PV	00862	6/1/2008	6/6/2008	6/1/2008	15.75	B220651-074	00862
64604 PV	00855	6/1/2008	6/6/2008	6/1/2008	143.05	B220651-075	00855
64605 PV	00855	6/1/2008	6/6/2008	6/1/2008	1,920.53	B220651-076	00855
64606 PV	00855	6/1/2008	6/6/2008	6/1/2008	5.25	B220651-077	00855
64607 PV	00855	6/1/2008	6/6/2008	6/1/2008	15.75	B220651-078	00855
64608 PV	00864	6/1/2008	6/6/2008	6/1/2008	3,129.82	B220651-079	00864
64609 PV	00864	6/1/2008	6/6/2008	6/1/2008	1,496.61	B220651-080	00864
64610 PV	00855	6/1/2008	6/6/2008	6/1/2008	10.50	B220651-081	00855
64611 PV	00855	6/1/2008	6/6/2008	6/1/2008	21.00	B220651-082	00855
64612 PV	00864	6/1/2008	6/6/2008	6/1/2008	164.77	B220651-083	00864
64613 PV	00864	6/1/2008	6/6/2008	6/1/2008	21.00	B220651-084	00864
64614 PV	00853	6/1/2008	6/6/2008	6/1/2008	10,133.00	B220651-085	00853
64615 PV	00853	6/1/2008	6/6/2008	6/1/2008	100.18	B220651-086	00853
64616 PV	00853	6/1/2008	6/6/2008	6/1/2008	15.75	B220651-087	00853
64617 PV	00853	6/1/2008	6/6/2008	6/1/2008	194.05	B220651-088	00853
64618 PV	00855	6/1/2008	6/6/2008	6/1/2008	860.98	B220651-089	00855
64619 PV	00855	6/1/2008	6/6/2008	6/1/2008	111.59	B220651-090	00855
64620 PV	00855	6/1/2008	6/6/2008	6/1/2008	1,153.69	B220651-091	00855
64621 PV	00855	6/1/2008	6/6/2008	6/1/2008	1,644.52	B220651-092	00855
64622 PV	00900	6/1/2008	6/6/2008	6/1/2008	239.25	B220651-093	00900
64623 PV	00900	6/1/2008	6/6/2008	6/1/2008	8.00	B220651-094	00900
64624 PV	00850	6/1/2008	6/6/2008	6/1/2008	26.25	B220651-095	00850
64625 PV	00855	6/1/2008	6/6/2008	6/1/2008	3,144.97	B220651-096	00855
64626 PV	00855	6/1/2008	6/6/2008	6/1/2008	40.22	B220651-097	00855
64627 PV	00900	6/1/2008	6/6/2008	6/1/2008	9.25	B220651-098	00900
64628 PV	00855	6/1/2008	6/6/2008	6/1/2008	49.01	B220651-099	00855
64629 PV	00855	6/1/2008	6/6/2008	6/1/2008	5.25	B220651-101	00855
64630 PV	00855	6/1/2008	6/6/2008	6/1/2008	10.50	B220651-102	00855
64631 PV	00855	6/1/2008	6/6/2008	6/1/2008	46.21	B220651-103	00855
64632 PV	00853	6/1/2008	6/6/2008	6/1/2008	1,298.34	B220651-104	00853
64633 PV	00865	6/1/2008	6/6/2008	6/1/2008	999.99	B220651-105	00865
64634 PV	00866	6/1/2008	6/6/2008	6/1/2008	979.32	B220651-106	00866
64635 PV	00860	6/1/2008	6/6/2008	6/1/2008	550.54	B220651-107	00860

64636 PV

00863

6/1/2008

6/6/2008

6/1/2008

225.40 8220651-108
223,499.79

00863

V3000163 DATE 6/1/08		INVOICE #8208060108				
		Maintenance				
135100	8027.12	2980.23	62.00	141.75	203.75	11,407.35
450100	1088.21	40.82	8.00	21.00	29.00	1,129.03
451100	2586.23	780.27	18.00	42.00	60.00	3,366.50
356100	3111.78	210.08	28.00	73.50	101.50	3,321.86
357100	1848.27	39.88	14.00	36.75	50.75	1,887.95
285100	694.02	0.00	12.00	31.50	43.50	694.02
332100			2.00	5.25	7.25	0.00
286100	697.25	0.00	2.00	5.25	7.25	697.25
243100	0.00	0.00	4.00	10.50	14.50	0.00
288100	1661.98	0.00	10.00	26.25	36.25	1,661.98
333100	3318.52	947.79	20.00	52.50	72.50	4,267.31
					0.00	0.00
315100	0.00	0.00	2.00	5.25	7.25	0.00
316100	924.78	73.04	6.00	15.75	21.75	997.82
317100	1330.23	84.98	8.00	15.75	23.75	1,415.21
386100	3107.73	189.43	18.00	47.25	65.25	3,297.16
300100	529.50	83.83	4.00	10.50	14.50	583.13
150100	4613.33	404.32	34.00	78.75	112.75	5,017.65
310099		0.00			0.00	0.00
350110	204.06	651.39	2.00	5.25	7.25	1,055.45
370100	395.33	0.00	8.00	15.75	21.75	395.33
244100	635.26	127.30	8.00	15.75	23.75	762.56
245100	1873.12	1878.53	18.00	42.00	58.00	3,751.65
246100	125.66	0.00	2.00	5.25	7.25	125.66
247100	602.05	0.00	8.00	15.75	23.75	602.06
400100	12856.77	2948.07	74.00	183.75	257.75	15,802.84
401100	4389.31	1412.61	32.00	84.00	116.00	5,801.92
248100	478.21	0.00	4.00	10.50	14.50	478.21
249100	882.35	0.00	8.00	21.00	29.00	882.35
403100	1533.67	143.77	8.00	21.00	29.00	1,677.34
406100	749.50		8.00	21.00	29.00	749.50
182100	3553.43	9897.25	192.00	435.75	627.75	45,227.68
183100	2260.10	79.18	8.00	21.00	29.00	2,339.28
187100	1760.65	0.00	6.00	15.75	21.75	1,760.65
188100	801.14	173.05	10.00	21.00	31.00	974.19
250100	1680.76	834.73	10.00	26.25	36.25	2,515.49
20251100	4290.01	64.34	20.00	47.25	67.25	4,354.35
252109	7276.13	1001.44	66.00	152.25	218.25	8,277.57
253100	788.03	1634.02	4.00	10.50	14.50	2,422.05
900100	28353.57	0.00	106.00	239.25	345.25	28,353.57
900105	14819.88		8.00	8.00	16.00	14,619.86
102100	620.36	0.00	10.00	26.25	36.25	620.36
255100	9387.03	2965.47	62.00	159.50	221.50	12,372.50
256100	372.15	34.97	2.00	5.25	7.25	407.12
900164	2569.43		6.00	9.25	15.25	2,589.43
258100	488.83	38.51	6.00	10.50	16.50	525.34
259100		0.00			0.00	0.00
260100	852.05	0.00	2.00	5.25	7.25	852.05
261100	952.68	0.00	4.00	10.50	14.50	952.68
262100	683.76	40.98	4.00	5.25	9.25	724.72
189100	2974.07	1272.09	12.00	28.25	38.25	4,246.16
425100	2537.75	957.99	16.00	42.00	58.00	3,495.74
453100	3986.55	878.57	38.00	99.75	137.75	4,876.12
345100	2889.58	477.04	28.00	73.50	101.50	3,166.62
388100	2211.02	193.90	12.00	31.50	43.50	2,404.92
TOTAL		32388.45	1060.00	2542.25	3602.25	223,499.79

219897.54

3602.25

223,499.79

July
1853

3000/63

Batch 28886
72830-72933

Doc _____



GE Fleet Services

SERVICES BILLING INVOICE ORIGINAL INVOICE
FOR PERIOD ENDING 06/30/2008

UTILITIES INC.
FLEET DEPARTMENT 8208
UTILITIES INC.
2835 SANDERS ROAD
NORTHBROOK
FLEET

IL 60062
8208 UTILITIES INC.

INVOICE S557214
DATE 07/01/2008
PAGE 1


TYPE

AMOUNT

ELECTRONIC FUEL CARD PROGRAM
TOTAL SERVICE, REPAIR AND FEES

\$ 198,893.81
45,642.46

JUL - 8 2008



PAYABLE BY 07/10/2008
INVOICE #S557214
RETURN REMITTANCE COPY WITH PAYMENT TO:

TOTAL AMOUNT DUE =====> \$ 244,338.27

GE FLEET SERVICES
PO BOX 100363
ATLANTA GA 30384-0363
REFER QUESTIONS TO: BILLING (866)615-0657 CREDIT (866)615-0657

Total \$ 244,338.27
3003.00

\$247,339.27

93721

NOTE: GE retains the benefit of sales and other tax credits and receives and retains rebates, discounts and other monies from OEMs, suppliers and third parties with respect to vehicles, goods and services. Interim rent does not affect book value. Customer should review this invoice and notify GE of errors within 30 days. The exclusive remedy will be adjustments in Customer's account. GE does provide legal, tax or accounting advice (which Customer should seek from their own advisors).

INVOICE

ORIGINAL

DATE 07/01/2008



GE Fleet Services

PAYMENT DUE UPON RECEIPT

UTILITIES INC.
FLEET DEPARTMENT 8208
UTILITIES INC.
2335 SANDERS ROAD
NORTHBROOK IL 60062

FLEET 8208 UTILITIES INC.

TYPE	PERIOD	INVOICE NUMBER	AMOUNT
RENTAL	07/01/08 TO 07/31/08	B240367	
MYC MGMT			2,499.00
FUELCARD			1,068.00
24 HR MM			38.00
TOTAL			3,603.00

TOTAL DUE

3,603.00

RETURN ONE COPY WITH REMITTANCE TO
GE FLEET SERVICES
PO BOX 100363
ATLANTA GA 30384-0363

DIRECT INQUIRIES TO CUSTOMER SVC

866-615-0657

3403

NOTE: GE retains the benefit of sales and other tax credits and receives and retains discounts and other monies from OEMs, suppliers and third parties with respect to vehicles, goods and services. Interim rent does not affect book value. Customer should review this invoice and notify GE of errors within 30 days. The exclusive remedy will be adjustments in Customer's account. GE does not provide legal, tax or accounting advice (which Customer should seek from their own advisors).

V3000163 DATE 7/1/08		INVOICE #8208070108				
	Doc	Maintenance	Fuel/Capt	AGT	Part/Tools	Assembly
135100	9165.49	7489.98	62.00	141.75	203.75	16,645.47
450100	1288.04	40.82	8.00	21.00	29.00	1,308.86
451100	2900.94	739.57	18.00	42.00	60.00	3,340.51
366100	3811.98	1908.99	28.00	73.50	101.50	5,720.94
357100	2197.04	664.74	14.00	28.25	40.25	2,851.78
285100	754.40		12.00	31.50	43.50	754.40
332100			2.00	5.25	7.25	0.00
286100	622.25	138.73	2.00	5.25	7.25	658.98
243100			4.00	10.50	14.50	0.00
288100	1887.27	119.43	10.00	28.25	36.25	2,108.70
333100	3551.52	97.90	16.00	42.00	58.00	3,649.42
					0.00	0.00
315100	117.29		2.00	5.25	7.25	117.29
318100	893.44		6.00	15.75	21.75	893.44
317100	1708.07	82.09	8.00	15.75	23.75	1,788.16
385100	2973.00	36.05	18.00	47.25	65.25	3,011.05
300100	666.90	676.17	4.00	10.50	14.50	1,343.07
150100	6905.37	560.59	34.00	78.75	112.75	6,455.96
310089					0.00	0.00
350110	365.01	1954.67	2.00	5.25	7.25	2,319.68
370100	389.24		6.00	15.75	21.75	389.24
244100	553.58		8.00	15.75	23.75	553.56
245100	1897.87	366.67	16.00	42.00	58.00	2,284.54
246100	90.50		4.00	5.25	9.25	90.50
247100	660.40	87.70	8.00	15.75	23.75	748.10
400100	14371.13	3693.54	74.00	183.75	257.75	18,064.67
401100	3911.50	2262.15	32.00	84.00	116.00	6,173.85
248100	608.90	41.36	4.00	10.50	14.50	650.26
249100	787.02		10.00	21.00	31.00	787.02
403100	1982.63	77.52	8.00	21.00	29.00	2,060.15
408100	1315.63	40.85	8.00	21.00	29.00	1,356.48
182100	38064.44	7700.37	192.00	435.75	627.75	45,764.81
183100	2709.62	87.38	10.00	28.25	38.25	2,796.98
187100	1077.17	1115.25	6.00	15.75	21.75	2,192.42
188100	814.87		10.00	21.00	31.00	814.87
280100	2003.85		14.00	31.50	45.50	2,003.85
2D251100	5027.00	1563.47	20.00	47.25	67.25	6,590.47
262100	7984.30	2432.81	64.00	141.75	195.75	10,417.11
263100	724.00		6.00	10.50	16.50	724.00
900100	25293.51	595.13	106.00	239.25	345.25	25,888.64
900105	17010.15		8.00	8.00	18.00	17,010.15
102100	718.39	79.53	10.00	28.25	38.25	787.92
255100	9764.23	708.60	66.00	170.00	238.00	10,473.03
256100	527.26	471.66	8.00	10.50	18.50	998.92
900164	1772.85		6.00	9.25	15.25	1,772.85
258100	589.53	560.50	8.00	10.50	16.50	1,150.03
259100					0.00	0.00
260100	771.03	487.39	2.00	5.25	7.25	1,258.42
261100	915.13	1053.21	4.00	10.50	14.50	1,988.34
262100	1951.51	954.94	4.00	5.25	9.25	2,906.45
189100	2638.56	5272.18	12.00	28.25	38.25	7,910.74
425100	2647.83	463.84	16.00	42.00	58.00	3,111.47
453100	5534.50	345.86	38.00	99.75	137.75	5,880.36
345100	2834.02	870.87	28.00	73.50	101.50	3,504.89
386100	2295.67		12.00	31.50	43.50	2,295.67
TOTAL	195883.81	45642.48	1066.00	2387.00	3303.00	244,336.27

244336.27

3603.00

247,939.27

Document	Doc Type	Doc Co	Invoice Da	G/L Date	Due Date	Gross Am	Open Am	Pay Stat
72830	PV	00850	7/1/2008	7/8/2008	7/6/2008	9,217.49	9,217.49	A
72831	PV	00866	7/1/2008	7/8/2008	7/6/2008	1,276.04	1,276.04	A
72832	PV	00866	7/1/2008	7/8/2008	7/6/2008	2,618.94	2,618.94	A
72833	PV	00861	7/1/2008	7/8/2008	7/6/2008	3,839.98	3,839.98	A
72834	PV	00861	7/1/2008	7/8/2008	7/6/2008	2,211.04	2,211.04	A
72835	PV	00856	7/1/2008	7/8/2008	7/6/2008	766.4	766.4	A
72836	PV	00859	7/1/2008	7/8/2008	7/6/2008	2	2	A
72837	PV	00856	7/1/2008	7/8/2008	7/6/2008	524.25	524.25	A
72838	PV	00856	7/1/2008	7/8/2008	7/6/2008	4	4	A
72839	PV	00856	7/1/2008	7/8/2008	7/6/2008	1,997.27	1,997.27	A
72840	PV	00859	7/1/2008	7/8/2008	7/6/2008	3,567.52	3,567.52	A
72841	PV	00858	7/1/2008	7/8/2008	7/6/2008	119.29	119.29	A
72842	PV	00858	7/1/2008	7/8/2008	7/6/2008	899.44	899.44	A
72843	PV	00858	7/1/2008	7/8/2008	7/6/2008	1,714.07	1,714.07	A
72844	PV	00863	7/1/2008	7/8/2008	7/6/2008	2,991.00	2,991.00	A
72845	PV	00857	7/1/2008	7/8/2008	7/6/2008	670.9	670.9	A
72846	PV	00851	7/1/2008	7/8/2008	7/6/2008	5,939.37	5,939.37	A
72847	PV	00855	7/1/2008	7/8/2008	7/6/2008	367.01	367.01	A
72848	PV	00862	7/1/2008	7/8/2008	7/6/2008	375.24	375.24	A
72849	PV	00855	7/1/2008	7/8/2008	7/6/2008	561.56	561.56	A
72850	PV	00855	7/1/2008	7/8/2008	7/6/2008	1,913.87	1,913.87	A
72851	PV	00855	7/1/2008	7/8/2008	7/6/2008	94.5	94.5	A
72852	PV	00855	7/1/2008	7/8/2008	7/6/2008	668.4	668.4	A
72853	PV	00864	7/1/2008	7/8/2008	7/6/2008	14,445.13	14,445.13	A
72854	PV	00864	7/1/2008	7/8/2008	7/6/2008	3,943.50	3,943.50	A
72855	PV	00855	7/1/2008	7/8/2008	7/6/2008	612.9	612.9	A
72856	PV	00855	7/1/2008	7/8/2008	7/6/2008	797.02	797.02	A
72857	PV	00864	7/1/2008	7/8/2008	7/6/2008	1,990.63	1,990.63	A
72858	PV	00864	7/1/2008	7/8/2008	7/6/2008	1,323.63	1,323.63	A
72859	PV	00853	7/1/2008	7/8/2008	7/6/2008	38,256.44	38,256.44	A
72860	PV	00853	7/1/2008	7/8/2008	7/6/2008	2,719.62	2,719.62	A
72861	PV	00853	7/1/2008	7/8/2008	7/6/2008	1,083.17	1,083.17	A
72862	PV	00853	7/1/2008	7/8/2008	7/6/2008	824.87	824.87	A
72863	PV	00855	7/1/2008	7/8/2008	7/6/2008	2,017.85	2,017.85	A
72864	PV	00855	7/1/2008	7/8/2008	7/6/2008	5,047.00	5,047.00	A
72865	PV	00855	7/1/2008	7/8/2008	7/6/2008	8,038.30	8,038.30	A
72866	PV	00855	7/1/2008	7/8/2008	7/6/2008	730	730	A
72867	PV	00900	7/1/2008	7/8/2008	7/6/2008	25,399.51	25,399.51	A
72868	PV	00900	7/1/2008	7/8/2008	7/6/2008	17,018.15	17,018.15	A
72869	PV	00850	7/1/2008	7/8/2008	7/6/2008	728.39	728.39	A
72870	PV	00855	7/1/2008	7/8/2008	7/6/2008	9,830.23	9,830.23	A
72871	PV	00855	7/1/2008	7/8/2008	7/6/2008	535.26	535.26	A
72872	PV	00900	7/1/2008	7/8/2008	7/6/2008	1,778.85	1,778.85	A
72873	PV	00855	7/1/2008	7/8/2008	7/6/2008	595.53	595.53	A
72874	PV	00855	7/1/2008	7/8/2008	7/6/2008	773.03	773.03	A
72875	PV	00855	7/1/2008	7/8/2008	7/6/2008	919.13	919.13	A
72876	PV	00855	7/1/2008	7/8/2008	7/6/2008	1,955.51	1,955.51	A
72877	PV	00853	7/1/2008	7/8/2008	7/6/2008	2,650.56	2,650.56	A
72878	PV	00865	7/1/2008	7/8/2008	7/6/2008	2,663.83	2,663.83	A
72879	PV	00866	7/1/2008	7/8/2008	7/6/2008	5,572.50	5,572.50	A
72880	PV	00860	7/1/2008	7/8/2008	7/6/2008	2,862.02	2,862.02	A

72881 PV	00863	7/1/2008	7/8/2008	7/6/2008	2,307.67	2,307.67 A
72882 PV	00850	7/1/2008	7/8/2008	7/8/2008	7,631.73	7,631.73 A
72883 PV	00866	7/1/2008	7/8/2008	7/6/2008	61.82	61.82 A
72884 PV	00866	7/1/2008	7/8/2008	7/6/2008	781.57	781.57 A
72885 PV	00861	7/1/2008	7/8/2008	7/6/2008	1,982.46	1,982.46 A
72886 PV	00861	7/1/2008	7/8/2008	7/6/2008	680.99	680.99 A
72887 PV	00856	7/1/2008	7/8/2008	7/6/2008	31.5	31.5 A
72888 PV	00859	7/1/2008	7/8/2008	7/6/2008	5.25	5.25 A
72889 PV	00856	7/1/2008	7/8/2008	7/6/2008	141.98	141.98 A
72890 PV	00856	7/1/2008	7/8/2008	7/6/2008	10.5	10.5 A
72891 PV	00856	7/1/2008	7/8/2008	7/6/2008	145.68	145.68 A
72892 PV	00859	7/1/2008	7/8/2008	7/6/2008	139.9	139.9 A
72893 PV	00858	7/1/2008	7/8/2008	7/6/2008	5.25	5.25 A
72894 PV	00858	7/1/2008	7/8/2008	7/6/2008	15.75	15.75 A
72895 PV	00858	7/1/2008	7/8/2008	7/6/2008	97.84	97.84 A
72896 PV	00863	7/1/2008	7/8/2008	7/6/2008	85.3	85.3 A
72897 PV	00857	7/1/2008	7/8/2008	7/6/2008	686.67	686.67 A
72898 PV	00851	7/1/2008	7/8/2008	7/6/2008	629.34	629.34 A
72899 PV	00855	7/1/2008	7/8/2008	7/8/2008	1,959.92	1,959.92 A
72900 PV	00862	7/1/2008	7/8/2008	7/6/2008	15.75	15.75 A
72901 PV	00855	7/1/2008	7/8/2008	7/6/2008	15.75	15.75 A
72902 PV	00855	7/1/2008	7/8/2008	7/6/2008	428.67	428.67 A
72903 PV	00855	7/1/2008	7/8/2008	7/6/2008	5.25	5.25 A
72904 PV	00855	7/1/2008	7/8/2008	7/6/2008	103.45	103.45 A
72905 PV	00864	7/1/2008	7/8/2008	7/6/2008	3,877.29	3,877.29 A
72906 PV	00864	7/1/2008	7/8/2008	7/6/2008	2,346.15	2,346.15 A
72907 PV	00855	7/1/2008	7/8/2008	7/6/2008	51.86	51.86 A
72908 PV	00855	7/1/2008	7/8/2008	7/6/2008	21	21 A
72909 PV	00864	7/1/2008	7/8/2008	7/6/2008	98.52	98.52 A
72910 PV	00864	7/1/2008	7/8/2008	7/6/2008	61.85	61.85 A
72911 PV	00853	7/1/2008	7/8/2008	7/6/2008	8,136.12	8,136.12 A
72912 PV	00853	7/1/2008	7/8/2008	7/6/2008	113.61	113.61 A
72913 PV	00853	7/1/2008	7/8/2008	7/6/2008	1,131.00	1,131.00 A
72914 PV	00853	7/1/2008	7/8/2008	7/6/2008	21	21 A
72915 PV	00855	7/1/2008	7/8/2008	7/6/2008	31.5	31.5 A
72916 PV	00855	7/1/2008	7/8/2008	7/6/2008	1,610.72	1,610.72 A
72917 PV	00855	7/1/2008	7/8/2008	7/6/2008	2,574.56	2,574.56 A
72918 PV	00855	7/1/2008	7/8/2008	7/6/2008	10.5	10.5 A
72919 PV	00900	7/1/2008	7/8/2008	7/6/2008	834.38	834.38 A
72920 PV	00900	7/1/2008	7/8/2008	7/6/2008	8	8 A
72921 PV	00850	7/1/2008	7/8/2008	7/6/2008	105.78	105.78 A
72922 PV	00855	7/1/2008	7/8/2008	7/6/2008	878.8	878.8 A
72923 PV	00855	7/1/2008	7/8/2008	7/6/2008	482.16	482.16 A
72924 PV	00900	7/1/2008	7/8/2008	7/6/2008	9.25	9.25 A
72925 PV	00855	7/1/2008	7/8/2008	7/6/2008	571	571 A
72926 PV	00855	7/1/2008	7/8/2008	7/6/2008	492.64	492.64 A
72927 PV	00855	7/1/2008	7/8/2008	7/6/2008	1,063.71	1,063.71 A
72928 PV	00855	7/1/2008	7/8/2008	7/6/2008	960.19	960.19 A
72929 PV	00853	7/1/2008	7/8/2008	7/6/2008	5,298.43	5,298.43 A

Supplier N Invoice N. Co	Batch Num	Batch Typ	Batch Dat	Discount / Foreign Di	Purchase
3000163 S557214-0 00850	28886	V	7/8/2008		
3000163 S557214-0 00866	28886	V	7/8/2008		
3000163 S557214-0 00866	28886	V	7/8/2008		
3000163 S557214-0 00861	28886	V	7/8/2008		
3000163 S557214-0 00861	28886	V	7/8/2008		
3000163 S557214-0 00856	28886	V	7/8/2008		
3000163 S557214-0 00859	28886	V	7/8/2008		
3000163 S557214-0 00856	28886	V	7/8/2008		
3000163 S557214-0 00856	28886	V	7/8/2008		
3000163 S557214-0 00856	28886	V	7/8/2008		
3000163 S557214-0 00859	28886	V	7/8/2008		
3000163 S557214-0 00858	28886	V	7/8/2008		
3000163 S557214-0 00858	28886	V	7/8/2008		
3000163 S557214-0 00858	28886	V	7/8/2008		
3000163 S557214-0 00863	28886	V	7/8/2008		
3000163 S557214-0 00857	28886	V	7/8/2008		
3000163 S557214-0 00851	28886	V	7/8/2008		
3000163 S557214-0 00855	28886	V	7/8/2008		
3000163 S557214-0 00862	28886	V	7/8/2008		
3000163 S557214-0 00855	28886	V	7/8/2008		
3000163 S557214-0 00855	28886	V	7/8/2008		
3000163 S557214-0 00855	28886	V	7/8/2008		
3000163 S557214-0 00855	28886	V	7/8/2008		
3000163 S557214-0 00864	28886	V	7/8/2008		
3000163 S557214-0 00864	28886	V	7/8/2008		
3000163 S557214-0 00855	28886	V	7/8/2008		
3000163 S557214-0 00855	28886	V	7/8/2008		
3000163 S557214-0 00864	28886	V	7/8/2008		
3000163 S557214-0 00864	28886	V	7/8/2008		
3000163 S557214-0 00853	28886	V	7/8/2008		
3000163 S557214-0 00853	28886	V	7/8/2008		
3000163 S557214-0 00853	28886	V	7/8/2008		
3000163 S557214-0 00853	28886	V	7/8/2008		
3000163 S557214-0 00855	28886	V	7/8/2008		
3000163 S557214-0 00855	28886	V	7/8/2008		
3000163 S557214-0 00855	28886	V	7/8/2008		
3000163 S557214-0 00855	28886	V	7/8/2008		
3000163 S557214-0 00855	28886	V	7/8/2008		
3000163 S557214-0 00855	28886	V	7/8/2008		
3000163 S557214-0 00855	28886	V	7/8/2008		
3000163 S557214-0 00855	28886	V	7/8/2008		
3000163 S557214-0 00855	28886	V	7/8/2008		
3000163 S557214-0 00855	28886	V	7/8/2008		
3000163 S557214-0 00855	28886	V	7/8/2008		
3000163 S557214-0 00855	28886	V	7/8/2008		
3000163 S557214-0 00855	28886	V	7/8/2008		
3000163 S557214-0 00853	28886	V	7/8/2008		
3000163 S557214-0 00865	28886	V	7/8/2008		
3000163 S557214-0 00866	28886	V	7/8/2008		
3000163 S557214-0 00860	28886	V	7/8/2008		

Document Number	Doc Type	Doc Co	Invoice Date	G/L Date	Due Date	Gross Amount	Invoice Number	Co
72830	PV	00850	7/1/2008	7/8/2008	7/6/2008	9,217.49	S557214-001	00850
72831	PV	00866	7/1/2008	7/8/2008	7/6/2008	1,276.04	S557214-002	00866
72832	PV	00866	7/1/2008	7/8/2008	7/6/2008	2,618.94	S557214-003	00866
72833	PV	00861	7/1/2008	7/8/2008	7/6/2008	3,839.98	S557214-004	00861
72834	PV	00861	7/1/2008	7/8/2008	7/6/2008	2,211.04	S557214-005	00861
72835	PV	00856	7/1/2008	7/8/2008	7/6/2008	766.40	S557214-006	00856
72836	PV	00859	7/1/2008	7/8/2008	7/6/2008	2.00	S557214-007	00859
72837	PV	00856	7/1/2008	7/8/2008	7/6/2008	524.25	S557214-008	00856
72838	PV	00856	7/1/2008	7/8/2008	7/6/2008	4.00	S557214-009	00856
72839	PV	00856	7/1/2008	7/8/2008	7/6/2008	1,997.27	S557214-010	00856
72840	PV	00859	7/1/2008	7/8/2008	7/6/2008	3,567.52	S557214-011	00859
72841	PV	00858	7/1/2008	7/8/2008	7/6/2008	119.29	S557214-012	00858
72842	PV	00858	7/1/2008	7/8/2008	7/6/2008	899.44	S557214-013	00858
72843	PV	00858	7/1/2008	7/8/2008	7/6/2008	1,714.07	S557214-014	00858
72844	PV	00863	7/1/2008	7/8/2008	7/6/2008	2,991.00	S557214-015	00863
72845	PV	00857	7/1/2008	7/8/2008	7/6/2008	670.90	S557214-016	00857
72846	PV	00851	7/1/2008	7/8/2008	7/6/2008	5,939.37	S557214-017	00851
72847	PV	00855	7/1/2008	7/8/2008	7/6/2008	367.01	S557214-019	00855
72848	PV	00862	7/1/2008	7/8/2008	7/6/2008	375.24	S557214-020	00862
72849	PV	00855	7/1/2008	7/8/2008	7/6/2008	561.56	S557214-021	00855
72850	PV	00855	7/1/2008	7/8/2008	7/6/2008	1,913.87	S557214-022	00855
72851	PV	00855	7/1/2008	7/8/2008	7/6/2008	94.50	S557214-023	00855
72852	PV	00855	7/1/2008	7/8/2008	7/6/2008	668.40	S557214-024	00855
72853	PV	00864	7/1/2008	7/8/2008	7/6/2008	14,445.13	S557214-025	00864
72854	PV	00864	7/1/2008	7/8/2008	7/6/2008	3,943.50	S557214-026	00864
72855	PV	00855	7/1/2008	7/8/2008	7/6/2008	612.90	S557214-027	00855
72856	PV	00855	7/1/2008	7/8/2008	7/6/2008	797.02	S557214-028	00855
72857	PV	00864	7/1/2008	7/8/2008	7/6/2008	1,990.63	S557214-029	00864
72858	PV	00864	7/1/2008	7/8/2008	7/6/2008	1,323.63	S557214-030	00864
72859	PV	00853	7/1/2008	7/8/2008	7/6/2008	38,256.44	S557214-031	00853
72860	PV	00853	7/1/2008	7/8/2008	7/6/2008	2,719.62	S557214-032	00853
72861	PV	00853	7/1/2008	7/8/2008	7/6/2008	1,083.17	S557214-033	00853
72862	PV	00853	7/1/2008	7/8/2008	7/6/2008	824.87	S557214-034	00853
72863	PV	00855	7/1/2008	7/8/2008	7/6/2008	2,017.85	S557214-035	00855
72864	PV	00855	7/1/2008	7/8/2008	7/6/2008	5,047.00	S557214-036	00855
72865	PV	00855	7/1/2008	7/8/2008	7/6/2008	8,038.30	S557214-037	00855
72866	PV	00855	7/1/2008	7/8/2008	7/6/2008	730.00	S557214-038	00855
72867	PV	00900	7/1/2008	7/8/2008	7/6/2008	25,399.51	S557214-039	00900
72868	PV	00900	7/1/2008	7/8/2008	7/6/2008	17,018.15	S557214-040	00900
72869	PV	00850	7/1/2008	7/8/2008	7/6/2008	728.39	S557214-041	00850
72870	PV	00855	7/1/2008	7/8/2008	7/6/2008	9,830.23	S557214-042	00855
72871	PV	00855	7/1/2008	7/8/2008	7/6/2008	535.26	S557214-043	00855
72872	PV	00900	7/1/2008	7/8/2008	7/6/2008	1,778.85	S557214-044	00900
72873	PV	00855	7/1/2008	7/8/2008	7/6/2008	595.53	S557214-045	00855
72874	PV	00855	7/1/2008	7/8/2008	7/6/2008	773.03	S557214-047	00855
72875	PV	00855	7/1/2008	7/8/2008	7/6/2008	919.13	S557214-048	00855
72876	PV	00855	7/1/2008	7/8/2008	7/6/2008	1,955.51	S557214-049	00855
72877	PV	00853	7/1/2008	7/8/2008	7/6/2008	2,650.56	S557214-050	00853
72878	PV	00865	7/1/2008	7/8/2008	7/6/2008	2,663.83	S557214-051	00865
72879	PV	00866	7/1/2008	7/8/2008	7/6/2008	5,572.50	S557214-052	00866
72880	PV	00860	7/1/2008	7/8/2008	7/6/2008	2,862.02	S557214-053	00860
72881	PV	00863	7/1/2008	7/8/2008	7/6/2008	2,307.67	S557214-054	00863

72882 PV	00850	7/1/2008	7/8/2008	7/6/2008	7,631.73	S557214-055	00850
72883 PV	00866	7/1/2008	7/8/2008	7/6/2008	61.82	S557214-056	00866
72884 PV	00866	7/1/2008	7/8/2008	7/6/2008	781.57	S557214-057	00866
72885 PV	00861	7/1/2008	7/8/2008	7/6/2008	1,982.46	S557214-058	00861
72886 PV	00861	7/1/2008	7/8/2008	7/6/2008	680.99	S557214-059	00861
72887 PV	00856	7/1/2008	7/8/2008	7/6/2008	31.50	S557214-060	00856
72888 PV	00859	7/1/2008	7/8/2008	7/6/2008	5.25	S557214-061	00859
72889 PV	00856	7/1/2008	7/8/2008	7/6/2008	141.98	S557214-062	00856
72890 PV	00856	7/1/2008	7/8/2008	7/6/2008	10.50	S557214-063	00856
72891 PV	00856	7/1/2008	7/8/2008	7/6/2008	145.68	S557214-064	00856
72892 PV	00859	7/1/2008	7/8/2008	7/6/2008	139.90	S557214-065	00859
72893 PV	00858	7/1/2008	7/8/2008	7/6/2008	5.25	S557214-066	00858
72894 PV	00858	7/1/2008	7/8/2008	7/6/2008	15.75	S557214-067	00858
72895 PV	00858	7/1/2008	7/8/2008	7/6/2008	97.84	S557214-068	00858
72896 PV	00863	7/1/2008	7/8/2008	7/6/2008	85.30	S557214-069	00863
72897 PV	00857	7/1/2008	7/8/2008	7/6/2008	686.67	S557214-070	00857
72898 PV	00851	7/1/2008	7/8/2008	7/6/2008	629.34	S557214-071	00851
72899 PV	00855	7/1/2008	7/8/2008	7/6/2008	1,959.92	S557214-073	00855
72900 PV	00862	7/1/2008	7/8/2008	7/6/2008	15.75	S557214-074	00862
72901 PV	00855	7/1/2008	7/8/2008	7/6/2008	15.75	S557214-075	00855
72902 PV	00855	7/1/2008	7/8/2008	7/6/2008	428.67	S557214-076	00855
72903 PV	00855	7/1/2008	7/8/2008	7/6/2008	5.25	S557214-077	00855
72904 PV	00855	7/1/2008	7/8/2008	7/6/2008	103.45	S557214-078	00855
72905 PV	00864	7/1/2008	7/8/2008	7/6/2008	3,877.29	S557214-079	00864
72906 PV	00864	7/1/2008	7/8/2008	7/6/2008	2,346.15	S557214-080	00864
72907 PV	00855	7/1/2008	7/8/2008	7/6/2008	51.86	S557214-081	00855
72908 PV	00855	7/1/2008	7/8/2008	7/6/2008	21.00	S557214-082	00855
72909 PV	00864	7/1/2008	7/8/2008	7/6/2008	98.52	S557214-083	00864
72910 PV	00864	7/1/2008	7/8/2008	7/6/2008	61.85	S557214-084	00864
72911 PV	00853	7/1/2008	7/8/2008	7/6/2008	8,136.12	S557214-085	00853
72912 PV	00853	7/1/2008	7/8/2008	7/6/2008	113.61	S557214-086	00853
72913 PV	00853	7/1/2008	7/8/2008	7/6/2008	1,131.00	S557214-087	00853
72914 PV	00853	7/1/2008	7/8/2008	7/6/2008	21.00	S557214-088	00853
72915 PV	00855	7/1/2008	7/8/2008	7/6/2008	31.50	S557214-089	00855
72916 PV	00855	7/1/2008	7/8/2008	7/6/2008	1,610.72	S557214-090	00855
72917 PV	00855	7/1/2008	7/8/2008	7/6/2008	2,574.56	S557214-091	00855
72918 PV	00855	7/1/2008	7/8/2008	7/6/2008	10.50	S557214-092	00855
72919 PV	00900	7/1/2008	7/8/2008	7/6/2008	834.38	S557214-093	00900
72920 PV	00900	7/1/2008	7/8/2008	7/6/2008	8.00	S557214-094	00900
72921 PV	00850	7/1/2008	7/8/2008	7/6/2008	105.78	S557214-095	00850
72922 PV	00855	7/1/2008	7/8/2008	7/6/2008	878.80	S557214-096	00855
72923 PV	00855	7/1/2008	7/8/2008	7/6/2008	482.16	S557214-097	00855
72924 PV	00900	7/1/2008	7/8/2008	7/6/2008	9.25	S557214-098	00900
72925 PV	00855	7/1/2008	7/8/2008	7/6/2008	571.00	S557214-099	00855
72926 PV	00855	7/1/2008	7/8/2008	7/6/2008	492.64	S557214-101	00855
72927 PV	00855	7/1/2008	7/8/2008	7/6/2008	1,063.71	S557214-102	00855
72928 PV	00855	7/1/2008	7/8/2008	7/6/2008	960.19	S557214-103	00855
72929 PV	00853	7/1/2008	7/8/2008	7/6/2008	5,298.43	S557214-104	00853
72930 PV	00865	7/1/2008	7/8/2008	7/6/2008	505.64	S557214-105	00865
72931 PV	00866	7/1/2008	7/8/2008	7/6/2008	445.61	S557214-106	00866
72932 PV	00860	7/1/2008	7/8/2008	7/6/2008	744.37	S557214-107	00860
72933 PV	00863	7/1/2008	7/8/2008	7/6/2008	31.50	S557214-108	00863

247,939.27

V3000163 DATE 7/1/08		INVOICE #9208070108				
		Maintenance	Fuel Card			
135100	9155.49	7489.96	82.00	141.75	203.75	16,645.47
450100	1268.04	40.82	8.00	21.00	29.00	1,308.86
451100	2650.94	739.57	18.00	42.00	60.00	3,340.51
356100	3811.98	1908.98	28.00	73.50	101.50	5,720.94
357100	2187.04	654.74	14.00	26.25	40.25	2,851.78
285100	754.40		12.00	31.50	43.50	754.40
332100			2.00	5.25	7.25	0.00
286100	522.25	136.73	2.00	5.25	7.25	658.98
243100			4.00	10.50	14.50	0.00
288100	1987.27	119.43	10.00	26.25	36.25	2,106.70
333100	3551.52	97.90	18.00	42.00	58.00	3,649.42
					0.00	0.00
315100	117.29		2.00	5.25	7.25	117.29
316100	893.44		6.00	15.75	21.75	893.44
317100	1706.07	82.09	8.00	15.75	23.75	1,788.16
385100	2979.00	38.05	18.00	47.25	65.25	3,011.05
300100	666.80	676.17	4.00	10.50	14.50	1,343.07
150100	5905.37	530.59	34.00	78.75	112.75	6,455.96
310099					0.00	0.00
350110	365.01	1954.67	2.00	5.25	7.25	2,319.68
370100	369.24		6.00	15.75	21.75	369.24
244100	553.56		8.00	15.75	23.75	553.56
245100	1897.87	388.67	18.00	42.00	58.00	2,284.54
246100	90.50		4.00	5.25	9.25	90.50
247100	680.40	87.70	8.00	15.75	23.75	748.10
400100	14371.13	3693.54	74.00	183.75	257.75	18,064.67
401100	3911.50	2282.15	32.00	84.00	116.00	6,173.65
248100	806.80	41.36	4.00	10.50	14.50	850.26
249100	787.02		10.00	21.00	31.00	787.02
403100	1982.63	77.52	8.00	21.00	29.00	2,060.15
406100	1315.63	40.85	8.00	21.00	29.00	1,356.48
182100	38064.44	7700.37	192.00	435.75	627.75	45,784.81
183100	2709.82	87.38	10.00	26.25	36.25	2,796.98
187100	1077.17	1115.25	6.00	15.75	21.75	2,192.42
188100	814.87		10.00	21.00	31.00	814.87
250100	2003.85		14.00	31.50	45.50	2,003.85
20251100	5027.00	1563.47	20.00	47.25	67.25	6,590.47
252109	7894.30	2432.81	54.00	141.75	195.75	10,417.11
253100	724.00		6.00	10.50	16.50	724.00
900100	25293.51	595.13	108.00	239.25	345.25	25,888.84
900105	17010.15		8.00	8.00	16.00	17,010.15
102100	718.39	78.53	10.00	26.25	36.25	797.92
255100	9764.23	708.90	66.00	170.00	236.00	10,473.03
258100	527.26	471.66	8.00	10.50	18.50	998.92
900184	1772.35		8.00	9.25	15.25	1,772.85
258100	589.53	560.50	6.00	10.50	16.50	1,150.03
259100					0.00	0.00
260100	771.03	487.39	2.00	5.25	7.25	1,258.42
261100	915.13	1053.21	4.00	10.50	14.50	1,968.34
262100	1951.51	954.94	4.00	5.25	9.25	2,906.45
189100	2638.58	5272.18	12.00	26.25	38.25	7,910.74
425100	2647.83	463.64	16.00	42.00	58.00	3,111.47
453100	5534.50	345.86	38.00	99.75	137.75	5,880.36
345100	2834.02	670.87	28.00	73.50	101.50	3,504.89
386100	2295.67		12.00	31.50	43.50	2,295.67

244336.27

3603.00

247,939.27

August

1485

Batch 30891

3000163

80412-80515

Doc _____



GE Fleet Services

SERVICES BILLING INVOICE ORIGINAL INVOICE
FOR PERIOD ENDING 07/31/2008

UTILITIES INC.
FLEET DEPARTMENT 8208
UTILITIES INC.
2335 SANDERS ROAD
NORTHBROOK
FLEET

IL 60062
8208 UTILITIES INC.

INVOICE S568302
DATE 08/01/2008
PAGE 1

TYPE

AMOUNT

ELECTRONIC FUEL CARD PROGRAM
TOTAL SERVICE, REPAIR AND FEES

\$ 265,913.17
48,077.90

PAYABLE BY 08/10/2008
INVOICE #S568302
RETURN REMITTANCE COPY WITH PAYMENT TO:

TOTAL AMOUNT DUE =====> \$ 313,991.07

GE FLEET SERVICES
PO BOX 100363
ATLANTA GA 30384-0363

REFER QUESTIONS TO: BILLING (866)615-0657 CREDIT (866)615-0657

Total \$313,991.07
3,599.00

\$317,590.07

100812

JUL 31 2008

\$317,590.07

NOTE: GE retains the benefit of sales and other tax credits and receives and retains rebates, discounts and other monies from OEMs, suppliers and third parties with respect to vehicles, goods and services. Interim rent does not affect book value. Customer should review this invoice and notify GE of errors within 30 days. The exclusive remedy will be adjustments in Customer's account. GE does provide legal, tax or accounting advice (which Customer should seek from their own advisors).

3000163

INVOICE

ORIGINAL

DATE 08/01/2008



GE Fleet Services

PAYMENT DUE UPON RECEIPT

UTILITIES INC.
 FLEET DEPARTMENT 8208
 UTILITIES INC.
 2335 SANDERS ROAD
 NORTHBROOK IL 60062

FLEET 8208 UTILITIES INC.

TYPE	PERIOD	INVOICE NUMBER	AMOUNT
RENTAL	08/01/08 TO 08/31/08	B264409	2,499.00
MTC MGMT			1,062.00
FUEL CARD			38.00
24 HR MM			
TOTAL			3,599.00

TOTAL DUE

3,599.00

RETURN ONE COPY WITH REMITTANCE TO
 GE FLEET SERVICES
 PO BOX 100363
 ATLANTA GA 30364-0363

DIRECT INQUIRIES TO CUSTOMER SVC 866-615-0657

9680

NOTE: GE retains the benefit of sales and other tax credits and receives and retains discounts and other monies from OEMs, suppliers and third parties with respect to vehicles, goods and services. Interim rent does not affect book value. Customer should review this invoice and notify GE of errors within 30 days. The exclusive remedy will be adjustments in Customer's account. GE does not provide legal, tax or accounting advice (which Customer should seek from their own advisors).

V300163 DATE 8/1/08		INVOICE #5206080105					
	Fuel	Maintenance	Fuel Card	MGT	cards total	sum main	
135100	12642.57	4314.72	62.00	141.75	203.75	16,957.29	
450100	1673.96	106.32	4.00	10.50	14.50	1,780.28	
451100	3294.04	841.21	16.00	42.00	60.00	4,135.25	
356100	6330.06	139.59	28.00	73.50	101.50	5,489.65	
357100	1646.73	1427.06	14.00	31.50	45.50	3,073.78	
285100	1407.36		8.00	21.00	29.00	1,407.36	
392100			2.00	5.25	7.25	0.00	
286100	888.07	35.13	2.00	5.25	7.25	923.20	
243100		109.09	4.00	10.50	14.50	109.09	
268100	2852.37	43.79	10.00	26.25	36.25	2,896.16	
333100	4326.33	2335.13	22.00	57.75	79.75	6,661.48	
					0.00	0.00	
315100	229.67		2.00	5.25	7.25	229.67	
316100	1330.43		6.00	15.75	21.75	1,330.43	
317100	2050.31	48.06	8.00	15.75	23.75	2,096.37	
385100	3786.00	2283.45	18.00	47.25	65.25	6,069.45	
300100	812.75		4.00	10.50	14.50	812.75	
150100	6274.64	1919.82	34.00	78.75	112.75	8,194.46	
310099					0.00	0.00	
350110	851.17		2.00	5.25	7.25	851.17	
370100			6.00	15.75	21.75	0.00	
244100	904.23		6.00	10.50	16.50	904.23	
245100	2637.83	83.34	18.00	42.00	60.00	2,721.17	
246100	131.82		4.00	5.25	9.25	131.82	
247100	718.02		8.00	15.75	23.75	718.02	
400100	17856.81	2079.09	74.00	183.75	257.75	19,934.90	
401100	5990.27	2101.91	32.00	64.00	116.00	8,092.18	
248100	956.37	61.88	4.00	10.50	14.50	1,017.05	
249100	811.18	41.72	10.00	21.00	31.00	852.88	
403100	2707.40	65.76	8.00	21.00	29.00	2,773.16	
408100	1074.96	1341.28	8.00	21.00	29.00	2,416.26	
182100	51007.92	13597.43	196.00	446.25	642.25	64,605.35	
183100	3245.13	1489.55	10.00	26.25	36.25	4,714.68	
187100	1635.18	25.57	6.00	15.75	21.75	1,660.75	
188100	1324.66		10.00	21.00	31.00	1,324.66	
250100	2203.99	519.80	16.00	38.75	52.75	2,723.79	
2251100	6866.16	1739.11	20.00	47.25	67.25	8,405.26	
252100	11534.85	2251.30	52.00	136.50	188.50	13,786.25	
253100	1212.02	88.52	6.00	10.50	16.50	1,290.54	
900100	36562.69	58.86	106.00	239.25	345.25	36,621.55	
900105	25359.68		8.00	8.00	16.00	25,359.68	
102100	559.84		8.00	21.00	29.00	559.84	
255100	12614.23	2671.89	66.00	170.00	236.00	15,286.12	
256100	746.33	127.98	8.00	10.50	16.50	874.31	
900164	2117.87		6.00	9.25	15.25	2,117.87	
258100	432.05	182.01	6.00	10.50	16.50	614.05	
259100					0.00	0.00	
260100	753.84		2.00	5.25	7.25	753.84	
261100	673.38	10.84	4.00	10.50	14.50	684.02	
262100	976.95		4.00	5.25	9.25	976.95	
189100	4814.64	1538.44	12.00	26.25	38.25	6,353.08	
425100	4089.76	1789.99	18.00	42.00	60.00	5,878.75	
453100	6516.41	1290.70	38.00	99.75	137.75	7,807.11	
345100	4301.84	853.72	28.00	73.50	101.50	5,155.58	
386100	3381.32	508.25	12.00	31.50	43.50	3,887.57	
100000	28571.97	48071.90	1062.00	2531.25	3593.00	100000	

313991.07

3599.00

317,590.07

Document Number	Doc Type	Doc Co	Invoice Date	G/L Date	Due Date	Gross Amount	Invoice Number	Co
80412	PV	00850	7/31/2008	7/31/2008	8/5/2008	12,704.57	S568302-001	00850
80413	PV	00866	7/31/2008	7/31/2008	8/5/2008	1,677.96	S568302-002	00866
80414	PV	00866	7/31/2008	7/31/2008	8/5/2008	3,312.04	S568302-003	00866
80415	PV	00861	7/31/2008	7/31/2008	8/5/2008	5,358.06	S568302-004	00861
80416	PV	00861	7/31/2008	7/31/2008	8/5/2008	1,660.73	S568302-005	00861
80417	PV	00856	7/31/2008	7/31/2008	8/5/2008	1,415.36	S568302-006	00856
80418	PV	00859	7/31/2008	7/31/2008	8/5/2008	2.00	S568302-007	00859
80419	PV	00856	7/31/2008	7/31/2008	8/5/2008	890.07	S568302-008	00856
80420	PV	00856	7/31/2008	7/31/2008	8/5/2008	4.00	S568302-009	00856
80421	PV	00856	7/31/2008	7/31/2008	8/5/2008	2,862.37	S568302-010	00856
80422	PV	00859	7/31/2008	7/31/2008	8/5/2008	4,348.33	S568302-011	00859
80423	PV	00858	7/31/2008	7/31/2008	8/5/2008	231.67	S568302-012	00858
80424	PV	00858	7/31/2008	7/31/2008	8/5/2008	1,336.43	S568302-013	00858
80425	PV	00858	7/31/2008	7/31/2008	8/5/2008	2,058.31	S568302-014	00858
80426	PV	00863	7/31/2008	7/31/2008	8/5/2008	3,804.00	S568302-015	00863
80427	PV	00857	7/31/2008	7/31/2008	8/5/2008	816.75	S568302-016	00857
80428	PV	00851	7/31/2008	7/31/2008	8/5/2008	6,308.64	S568302-017	00851
80429	PV	00855	7/31/2008	7/31/2008	8/5/2008	853.17	S568302-019	00855
80430	PV	00862	7/31/2008	7/31/2008	8/5/2008	6.00	S568302-020	00862
80431	PV	00855	7/31/2008	7/31/2008	8/5/2008	910.23	S568302-021	00855
80432	PV	00855	7/31/2008	7/31/2008	8/5/2008	2,653.83	S568302-022	00855
80433	PV	00855	7/31/2008	7/31/2008	8/5/2008	135.82	S568302-023	00855
80434	PV	00855	7/31/2008	7/31/2008	8/5/2008	726.02	S568302-024	00855
80435	PV	00864	7/31/2008	7/31/2008	8/5/2008	17,929.81	S568302-025	00864
80436	PV	00864	7/31/2008	7/31/2008	8/5/2008	6,022.27	S568302-026	00864
80437	PV	00855	7/31/2008	7/31/2008	8/5/2008	959.37	S568302-027	00855
80438	PV	00855	7/31/2008	7/31/2008	8/5/2008	821.16	S568302-028	00855
80439	PV	00864	7/31/2008	7/31/2008	8/5/2008	2,715.40	S568302-029	00864
80440	PV	00864	7/31/2008	7/31/2008	8/5/2008	1,082.98	S568302-030	00864
80441	PV	00853	7/31/2008	7/31/2008	8/5/2008	51,203.92	S568302-031	00853
80442	PV	00853	7/31/2008	7/31/2008	8/5/2008	3,255.13	S568302-032	00853
80443	PV	00853	7/31/2008	7/31/2008	8/5/2008	1,641.18	S568302-033	00853
80444	PV	00853	7/31/2008	7/31/2008	8/5/2008	1,334.65	S568302-034	00853
80445	PV	00855	7/31/2008	7/31/2008	8/5/2008	2,219.99	S568302-035	00855
80446	PV	00855	7/31/2008	7/31/2008	8/5/2008	6,686.15	S568302-036	00855
80447	PV	00855	7/31/2008	7/31/2008	8/5/2008	11,586.95	S568302-037	00855
80448	PV	00855	7/31/2008	7/31/2008	8/5/2008	1,218.02	S568302-038	00855
80449	PV	00900	7/31/2008	7/31/2008	8/5/2008	36,668.69	S568302-039	00900
80450	PV	00900	7/31/2008	7/31/2008	8/5/2008	25,367.68	S568302-040	00900
80451	PV	00850	7/31/2008	7/31/2008	8/5/2008	567.84	S568302-041	00850
80452	PV	00855	7/31/2008	7/31/2008	8/5/2008	12,680.23	S568302-042	00855
80453	PV	00855	7/31/2008	7/31/2008	8/5/2008	752.33	S568302-043	00855
80454	PV	00900	7/31/2008	7/31/2008	8/5/2008	2,123.87	S568302-044	00900
80455	PV	00855	7/31/2008	7/31/2008	8/5/2008	438.05	S568302-045	00855
80456	PV	00855	7/31/2008	7/31/2008	8/5/2008	755.84	S568302-047	00855
80457	PV	00855	7/31/2008	7/31/2008	8/5/2008	677.38	S568302-048	00855
80458	PV	00855	7/31/2008	7/31/2008	8/5/2008	980.95	S568302-049	00855
80459	PV	00853	7/31/2008	7/31/2008	8/5/2008	4,826.64	S568302-050	00853
80460	PV	00865	7/31/2008	7/31/2008	8/5/2008	4,104.76	S568302-051	00865
80461	PV	00866	7/31/2008	7/31/2008	8/5/2008	6,554.41	S568302-052	00866
80462	PV	00860	7/31/2008	7/31/2008	8/5/2008	4,329.84	S568302-053	00860
80463	PV	00863	7/31/2008	7/31/2008	8/5/2008	3,393.32	S568302-054	00863
80464	PV	00850	7/31/2008	7/31/2008	8/5/2008	4,456.47	S568302-055	00850
80465	PV	00866	7/31/2008	7/31/2008	8/5/2008	116.82	S568302-056	00866

80466 PV	00866	7/31/2008	7/31/2008	8/5/2008	883.21	S568302-057	00866
80467 PV	00861	7/31/2008	7/31/2008	8/5/2008	213.09	S568302-058	00861
80468 PV	00861	7/31/2008	7/31/2008	8/5/2008	1,458.55	S568302-059	00861
80469 PV	00856	7/31/2008	7/31/2008	8/5/2008	21.00	S568302-060	00856
80470 PV	00859	7/31/2008	7/31/2008	8/5/2008	5.25	S568302-061	00859
80471 PV	00856	7/31/2008	7/31/2008	8/5/2008	40.38	S568302-062	00856
80472 PV	00856	7/31/2008	7/31/2008	8/5/2008	119.59	S568302-063	00856
80473 PV	00856	7/31/2008	7/31/2008	8/5/2008	70.04	S568302-064	00856
80474 PV	00859	7/31/2008	7/31/2008	8/5/2008	2,392.88	S568302-065	00859
80475 PV	00858	7/31/2008	7/31/2008	8/5/2008	5.25	S568302-066	00858
80476 PV	00858	7/31/2008	7/31/2008	8/5/2008	15.75	S568302-067	00858
80477 PV	00858	7/31/2008	7/31/2008	8/5/2008	61.81	S568302-068	00858
80478 PV	00863	7/31/2008	7/31/2008	8/5/2008	2,330.70	S568302-069	00863
80479 PV	00857	7/31/2008	7/31/2008	8/5/2008	10.50	S568302-070	00857
80480 PV	00851	7/31/2008	7/31/2008	8/5/2008	1,998.57	S568302-071	00851
80481 PV	00855	7/31/2008	7/31/2008	8/5/2008	5.25	S568302-073	00855
80482 PV	00862	7/31/2008	7/31/2008	8/5/2008	15.75	S568302-074	00862
80483 PV	00855	7/31/2008	7/31/2008	8/5/2008	10.50	S568302-075	00855
80484 PV	00855	7/31/2008	7/31/2008	8/5/2008	125.34	S568302-076	00855
80485 PV	00855	7/31/2008	7/31/2008	8/5/2008	5.25	S568302-077	00855
80486 PV	00855	7/31/2008	7/31/2008	8/5/2008	15.75	S568302-078	00855
80487 PV	00864	7/31/2008	7/31/2008	8/5/2008	2,262.84	S568302-079	00864
80488 PV	00864	7/31/2008	7/31/2008	8/5/2008	2,185.91	S568302-080	00864
80489 PV	00855	7/31/2008	7/31/2008	8/5/2008	72.18	S568302-081	00855
80490 PV	00855	7/31/2008	7/31/2008	8/5/2008	62.72	S568302-082	00855
80491 PV	00864	7/31/2008	7/31/2008	8/5/2008	86.76	S568302-083	00864
80492 PV	00864	7/31/2008	7/31/2008	8/5/2008	1,362.28	S568302-084	00864
80493 PV	00853	7/31/2008	7/31/2008	8/5/2008	14,043.68	S568302-085	00853
80494 PV	00853	7/31/2008	7/31/2008	8/5/2008	1,495.80	S568302-086	00853
80495 PV	00853	7/31/2008	7/31/2008	8/5/2008	41.32	S568302-087	00853
80496 PV	00853	7/31/2008	7/31/2008	8/5/2008	21.00	S568302-088	00853
80497 PV	00855	7/31/2008	7/31/2008	8/5/2008	556.55	S568302-089	00855
80498 PV	00855	7/31/2008	7/31/2008	8/5/2008	1,786.36	S568302-090	00855
80499 PV	00855	7/31/2008	7/31/2008	8/5/2008	2,387.80	S568302-091	00855
80500 PV	00855	7/31/2008	7/31/2008	8/5/2008	79.02	S568302-092	00855
80501 PV	00900	7/31/2008	7/31/2008	8/5/2008	298.11	S568302-093	00900
80502 PV	00900	7/31/2008	7/31/2008	8/5/2008	8.00	S568302-094	00900
80503 PV	00850	7/31/2008	7/31/2008	8/5/2008	21.00	S568302-095	00850
80504 PV	00855	7/31/2008	7/31/2008	8/5/2008	2,841.89	S568302-096	00855
80505 PV	00855	7/31/2008	7/31/2008	8/5/2008	138.48	S568302-097	00855
80506 PV	00900	7/31/2008	7/31/2008	8/5/2008	9.25	S568302-098	00900
80507 PV	00855	7/31/2008	7/31/2008	8/5/2008	192.51	S568302-099	00855
80508 PV	00855	7/31/2008	7/31/2008	8/5/2008	5.25	S568302-101	00855
80509 PV	00855	7/31/2008	7/31/2008	8/5/2008	21.14	S568302-102	00855
80510 PV	00855	7/31/2008	7/31/2008	8/5/2008	5.25	S568302-103	00855
80511 PV	00853	7/31/2008	7/31/2008	8/5/2008	1,564.69	S568302-104	00853
80512 PV	00865	7/31/2008	7/31/2008	8/5/2008	1,831.99	S568302-105	00865
80513 PV	00866	7/31/2008	7/31/2008	8/5/2008	1,390.45	S568302-106	00866
80514 PV	00860	7/31/2008	7/31/2008	8/5/2008	927.22	S568302-107	00860
80515 PV	00863	7/31/2008	7/31/2008	8/5/2008	537.75	S568302-108	00863

317,590.07

V3000163 DATE 8/1/08 INVOICE #8208080108

135100	12642.87	4314.72	62.00	141.75	203.75	16,957.29	
450100	1673.96	106.32	4.00	10.50	14.50	1,780.28	
451100	3294.04	841.21	18.00	42.00	60.00	4,135.25	
356100	5330.06	139.59	28.00	73.50	101.50	5,469.65	
357100	1646.73	1427.05	14.00	31.50	45.50	3,073.78	
285100	1407.36		8.00	21.00	29.00	1,407.36	
332100			2.00	5.25	7.25	0.00	
286100	888.07	35.13	2.00	5.25	7.25	923.20	
243100		109.09	4.00	10.50	14.50	109.09	
288100	2652.37	43.79	10.00	26.25	36.25	2,896.16	
333100	4328.33	2335.13	22.00	57.75	79.75	6,661.46	
					0.00	0.00	
315100	229.67		2.00	5.25	7.25	229.67	
316100	1330.43		6.00	15.75	21.75	1,330.43	
317100	2050.31	46.06	8.00	15.75	23.75	2,096.37	
385100	3786.00	2283.45	18.00	47.25	65.25	6,069.45	
300100	812.75		4.00	10.50	14.50	812.75	
150100	6274.64	1979.82	34.00	78.75	112.75	8,194.46	
310099					0.00	0.00	
350110	851.17		2.00	5.25	7.25	851.17	
370100			6.00	15.75	21.75	0.00	
244100	904.23		6.00	10.50	16.50	904.23	
245100	2637.83	83.34	16.00	42.00	58.00	2,721.17	
246100	131.82		4.00	5.25	9.25	131.82	
247100	718.02		8.00	15.75	23.75	718.02	
400100	17865.81	2079.09	74.00	183.75	257.75	19,934.90	
401100	5990.27	2101.91	32.00	84.00	116.00	8,092.18	
248100	955.37	61.68	4.00	10.50	14.50	1,017.05	
249100	811.16	41.72	10.00	21.00	31.00	852.88	
403100	2707.40	65.76	8.00	21.00	29.00	2,773.16	
406100	1074.98	1341.28	8.00	21.00	29.00	2,416.26	
182100	51007.92	13597.43	196.00	446.25	642.25	64,605.35	
183100	3245.13	1469.55	10.00	26.25	36.25	4,714.88	
187100	1635.18	25.57	6.00	15.75	21.75	1,660.75	
188100	1324.65		10.00	21.00	31.00	1,324.85	
250100	2203.99	519.80	16.00	36.75	52.75	2,723.79	
2251100	8665.15	1739.11	20.00	47.25	67.25	8,405.26	
252109	11534.85	2251.30	52.00	136.50	188.50	13,786.25	
253100	1212.02	68.52	6.00	10.50	16.50	1,280.54	
900100	36562.89	58.86	106.00	239.25	345.25	36,921.55	
900105	25359.88		8.00	8.00	16.00	25,359.88	
102100	559.84		8.00	21.00	29.00	559.84	
255100	12614.23	2871.89	66.00	170.00	236.00	15,286.12	
256100	746.33	127.98	6.00	10.50	16.50	874.31	
900184	2117.87		6.00	9.25	15.25	2,117.87	
258100	432.05	182.01	6.00	10.50	16.50	614.06	
259100					0.00	0.00	
260100	753.84		2.00	5.25	7.25	753.84	
261100	673.38	10.64	4.00	10.50	14.50	684.02	
262100	976.95		4.00	5.25	9.25	976.95	
189100	4814.64	1538.44	12.00	26.25	38.25	6,353.08	
425100	4088.76	1789.99	16.00	42.00	58.00	5,878.75	
453100	6516.41	1290.70	38.00	99.75	137.75	7,807.11	
345100	4301.84	853.72	28.00	73.50	101.50	5,155.56	
386100	3381.32	506.25	12.00	31.50	43.50	3,887.57	
TOTAL	255913.17	25079.55	1042.00	2547.00	3735.99	317,590.07	

313991.07

3599.00

317,590.07

received
9/13/2009

Sept.

Baton 33706

Doc 19532-91587



GE Fleet Services

SERVICES BILLING INVOICE ORIGINAL INVOICE
FOR PERIOD ENDING 08/31/2008

UTILITIES INC.
FLEET DEPARTMENT 8208
UTILITIES INC.
2335 SANDERS ROAD
NORTHBROOK
FLEET

IL 60062
8208 UTILITIES INC.

INVOICE S579346
DATE 09/01/2008
PAGE 1

TYPE

AMOUNT

ELECTRONIC FUEL CARD PROGRAM
TOTAL SERVICE, REPAIR AND FEES

\$ 217,577.97
57,424.17

3000163

PAYABLE BY 09/10/2008

TOTAL AMOUNT DUE ----->

\$ 275,002.14

INVOICE #S579346

RETURN REMITTANCE COPY WITH PAYMENT TO:

GE FLEET SERVICES
PO BOX 100363
ATLANTA GA 30384-0363

REFER QUESTIONS TO: BILLING (866)615-0657 CREDIT (866)615-0657

Total \$ 275,002.14
3,613.50

97008

\$278,615.64

NOTE: GE retains the benefit of sales and other tax credits and receives and retains rebates, discounts and other monies from OEMs, suppliers and third parties with respect to vehicles, goods and services. Interim rent does not affect book value. Customer should review this invoice and notify GE of errors within 30 days. The exclusive remedy will be adjustments in Customer's account. GE does provide legal, tax or accounting advice (which Customer should seek from their own advisors).

Batch 33706

RECEIVED
SEP 03 2008
BY: _____

Doc 19532-91587
ORIGINAL

INVOICE

DATE 09/01/2008



GE Fleet Services
3000163

PAYMENT DUE UPON RECEIPT

UTILITIES INC.
FLEET DEPARTMENT 8208
UTILITIES INC.
2335 SANDERS ROAD
NORTHBROOK IL 60062

FLEET 8208 UTILITIES INC.

TYPE	PERIOD	INVOICE NUMBER	AMOUNT
RENTAL	09/01/08 TO 09/30/08	8283824	
MTC MGMT			2,509.50
FUELCARD			1,066.00
24 HR MM			38.00
TOTAL			3,613.50

TOTAL DUE 3,613.50

RETURN ONE COPY WITH REMITTANCE TO
GE FLEET SERVICES
PO BOX 100883
ATLANTA GA 30384-0363

DIRECT INQUIRIES TO CUSTOMER SVC 866-615-0657 2447

SEP 03 2008

NOTE: GE retains the benefit of sales and other tax credits and receives and retains discounts and other monies from OEMs, suppliers and third parties with respect to vehicles, goods and services. Interim rent does not affect book value. Customer should review this invoice and notify GE of errors within 30 days. The exclusive remedy will be adjustments in Customer's account. GE does not provide legal, tax or accounting advice (which Customer should seek from their own advisors).

Document Number	Doc Type	Doc Co	Invoice Date	G/L Date	Due Date	Gross Amount	Invoice Number	Co
91532	PV	00850	9/1/2008	9/3/2008	9/6/2008	10,243.88	B283824-001	00850
91533	PV	00866	9/1/2008	9/3/2008	9/6/2008	1,514.60	B283824-002	00866
91534	PV	00866	9/1/2008	9/3/2008	9/6/2008	3,233.64	B283824-003	00866
91535	PV	00861	9/1/2008	9/3/2008	9/6/2008	4,574.04	B283824-004	00861
91536	PV	00861	9/1/2008	9/3/2008	9/6/2008	2,377.18	B283824-005	00861
91537	PV	00856	9/1/2008	9/3/2008	9/6/2008	1,682.07	B283824-006	00856
91538	PV	00859	9/1/2008	9/3/2008	9/6/2008	2.00	B283824-007	00859
91539	PV	00856	9/1/2008	9/3/2008	9/6/2008	594.97	B283824-008	00856
91540	PV	00856	9/1/2008	9/3/2008	9/6/2008	104.09	B283824-009	00856
91541	PV	00856	9/1/2008	9/3/2008	9/6/2008	1,842.74	B283824-010	00856
91542	PV	00859	9/1/2008	9/3/2008	9/6/2008	3,666.17	B283824-011	00859
91543	PV	00858	9/1/2008	9/3/2008	9/6/2008	152.03	B283824-012	00858
91544	PV	00858	9/1/2008	9/3/2008	9/6/2008	663.79	B283824-013	00858
91545	PV	00858	9/1/2008	9/3/2008	9/6/2008	1,573.72	B283824-014	00858
91546	PV	00863	9/1/2008	9/3/2008	9/6/2008	3,329.00	B283824-015	00863
91547	PV	00857	9/1/2008	9/3/2008	9/6/2008	636.15	B283824-016	00857
91548	PV	00851	9/1/2008	9/3/2008	9/6/2008	4,592.66	B283824-017	00851
91549	PV	00855	9/1/2008	9/3/2008	9/6/2008	526.77	B283824-019	00855
91550	PV	00862	9/1/2008	9/3/2008	9/6/2008	6.00	B283824-020	00862
91551	PV	00855	9/1/2008	9/3/2008	9/6/2008	558.19	B283824-021	00855
91552	PV	00855	9/1/2008	9/3/2008	9/6/2008	2,333.03	B283824-022	00855
91553	PV	00855	9/1/2008	9/3/2008	9/6/2008	152.24	B283824-023	00855
91554	PV	00855	9/1/2008	9/3/2008	9/6/2008	1,147.41	B283824-024	00855
91555	PV	00864	9/1/2008	9/3/2008	9/6/2008	14,730.32	B283824-025	00864
91556	PV	00864	9/1/2008	9/3/2008	9/6/2008	5,604.51	B283824-026	00864
91557	PV	00855	9/1/2008	9/3/2008	9/6/2008	676.42	B283824-027	00855
91558	PV	00855	9/1/2008	9/3/2008	9/6/2008	656.68	B283824-028	00855
91559	PV	00864	9/1/2008	9/3/2008	9/6/2008	1,809.30	B283824-029	00864
91560	PV	00864	9/1/2008	9/3/2008	9/6/2008	808.09	B283824-030	00864
91561	PV	00853	9/1/2008	9/3/2008	9/6/2008	41,365.34	B283824-031	00853
91562	PV	00853	9/1/2008	9/3/2008	9/6/2008	2,413.20	B283824-032	00853
91563	PV	00853	9/1/2008	9/3/2008	9/6/2008	1,423.60	B283824-033	00853
91564	PV	00853	9/1/2008	9/3/2008	9/6/2008	1,246.18	B283824-034	00853
91565	PV	00855	9/1/2008	9/3/2008	9/6/2008	1,752.23	B283824-035	00855
91566	PV	00855	9/1/2008	9/3/2008	9/6/2008	5,240.37	B283824-036	00855
91567	PV	00855	9/1/2008	9/3/2008	9/6/2008	10,035.80	B283824-037	00855
91568	PV	00855	9/1/2008	9/3/2008	9/6/2008	976.02	B283824-038	00855
91569	PV	00900	9/1/2008	9/3/2008	9/6/2008	33,477.97	B283824-039	00900
91570	PV	00900	9/1/2008	9/3/2008	9/6/2008	18,971.93	B283824-040	00900
91571	PV	00850	9/1/2008	9/3/2008	9/6/2008	693.89	B283824-041	00850
91572	PV	00855	9/1/2008	9/3/2008	9/6/2008	11,016.46	B283824-042	00855
91573	PV	00855	9/1/2008	9/3/2008	9/6/2008	601.32	B283824-043	00855
91574	PV	00900	9/1/2008	9/3/2008	9/6/2008	917.24	B283824-044	00900
91575	PV	00855	9/1/2008	9/3/2008	9/6/2008	685.57	B283824-045	00855
91576	PV	00855	9/1/2008	9/3/2008	9/6/2008	618.78	B283824-047	00855
91577	PV	00855	9/1/2008	9/3/2008	9/6/2008	528.03	B283824-048	00855
91578	PV	00855	9/1/2008	9/3/2008	9/6/2008	877.09	B283824-049	00855
91579	PV	00853	9/1/2008	9/3/2008	9/6/2008	2,515.02	B283824-050	00853
91580	PV	00865	9/1/2008	9/3/2008	9/6/2008	3,711.03	B283824-051	00865
91581	PV	00866	9/1/2008	9/3/2008	9/6/2008	4,688.30	B283824-052	00866
91582	PV	00860	9/1/2008	9/3/2008	9/6/2008	2,842.87	B283824-053	00860
91583	PV	00863	9/1/2008	9/3/2008	9/6/2008	2,254.04	B283824-054	00863

91584 PV	00850	9/1/2008	9/3/2008	9/6/2008	2,742.65	B283824-055	00850
91585 PV	00866	9/1/2008	9/3/2008	9/6/2008	56.57	B283824-056	00866
91586 PV	00866	9/1/2008	9/3/2008	9/6/2008	729.70	B283824-057	00866
91587 PV	00861	9/1/2008	9/3/2008	9/6/2008	3,569.44	B283824-058	00861
91588 PV	00861	9/1/2008	9/3/2008	9/6/2008	1,830.49	B283824-059	00861
91589 PV	00856	9/1/2008	9/3/2008	9/6/2008	1,058.72	B283824-060	00856
91590 PV	00859	9/1/2008	9/3/2008	9/6/2008	5.25	B283824-061	00859
91591 PV	00856	9/1/2008	9/3/2008	9/6/2008	5.25	B283824-062	00856
91592 PV	00856	9/1/2008	9/3/2008	9/6/2008	10.50	B283824-063	00856
91593 PV	00856	9/1/2008	9/3/2008	9/6/2008	1,288.45	B283824-064	00856
91594 PV	00859	9/1/2008	9/3/2008	9/6/2008	2,031.00	B283824-065	00859
91595 PV	00858	9/1/2008	9/3/2008	9/6/2008	5.25	B283824-066	00858
91596 PV	00858	9/1/2008	9/3/2008	9/6/2008	15.75	B283824-067	00858
91597 PV	00858	9/1/2008	9/3/2008	9/6/2008	1,581.02	B283824-068	00858
91598 PV	00863	9/1/2008	9/3/2008	9/6/2008	279.95	B283824-069	00863
91599 PV	00857	9/1/2008	9/3/2008	9/6/2008	10.50	B283824-070	00857
91600 PV	00851	9/1/2008	9/3/2008	9/6/2008	156.50	B283824-071	00851
91601 PV	00855	9/1/2008	9/3/2008	9/6/2008	51.31	B283824-073	00855
91602 PV	00862	9/1/2008	9/3/2008	9/6/2008	15.75	B283824-074	00862
91603 PV	00855	9/1/2008	9/3/2008	9/6/2008	10.50	B283824-075	00855
91604 PV	00855	9/1/2008	9/3/2008	9/6/2008	183.00	B283824-076	00855
91605 PV	00855	9/1/2008	9/3/2008	9/6/2008	828.04	B283824-077	00855
91606 PV	00855	9/1/2008	9/3/2008	9/6/2008	579.73	B283824-078	00855
91607 PV	00864	9/1/2008	9/3/2008	9/6/2008	2,387.62	B283824-079	00864
91608 PV	00864	9/1/2008	9/3/2008	9/6/2008	3,340.61	B283824-080	00864
91609 PV	00855	9/1/2008	9/3/2008	9/6/2008	47.94	B283824-081	00855
91610 PV	00855	9/1/2008	9/3/2008	9/6/2008	21.00	B283824-082	00855
91611 PV	00864	9/1/2008	9/3/2008	9/6/2008	843.01	B283824-083	00864
91612 PV	00864	9/1/2008	9/3/2008	9/6/2008	79.98	B283824-084	00864
91613 PV	00853	9/1/2008	9/3/2008	9/6/2008	14,369.41	B283824-085	00853
91614 PV	00853	9/1/2008	9/3/2008	9/6/2008	5,010.76	B283824-086	00853
91615 PV	00853	9/1/2008	9/3/2008	9/6/2008	371.97	B283824-087	00853
91616 PV	00853	9/1/2008	9/3/2008	9/6/2008	1,403.00	B283824-088	00853
91617 PV	00855	9/1/2008	9/3/2008	9/6/2008	914.04	B283824-089	00855
91618 PV	00855	9/1/2008	9/3/2008	9/6/2008	408.42	B283824-090	00855
91619 PV	00855	9/1/2008	9/3/2008	9/6/2008	1,711.57	B283824-091	00855
91620 PV	00855	9/1/2008	9/3/2008	9/6/2008	1,698.70	B283824-092	00855
91621 PV	00900	9/1/2008	9/3/2008	9/6/2008	239.25	B283824-093	00900
91622 PV	00900	9/1/2008	9/3/2008	9/6/2008	8.00	B283824-094	00900
91623 PV	00850	9/1/2008	9/3/2008	9/6/2008	422.91	B283824-095	00850
91624 PV	00855	9/1/2008	9/3/2008	9/6/2008	2,839.38	B283824-096	00855
91625 PV	00855	9/1/2008	9/3/2008	9/6/2008	10.50	B283824-097	00855
91626 PV	00900	9/1/2008	9/3/2008	9/6/2008	9.25	B283824-098	00900
91627 PV	00855	9/1/2008	9/3/2008	9/6/2008	1,493.20	B283824-099	00855
91628 PV	00855	9/1/2008	9/3/2008	9/6/2008	5.25	B283824-101	00855
91629 PV	00855	9/1/2008	9/3/2008	9/6/2008	44.49	B283824-102	00855
91630 PV	00855	9/1/2008	9/3/2008	9/6/2008	5.25	B283824-103	00855
91631 PV	00853	9/1/2008	9/3/2008	9/6/2008	436.40	B283824-104	00853
91632 PV	00865	9/1/2008	9/3/2008	9/6/2008	500.65	B283824-105	00865
91633 PV	00866	9/1/2008	9/3/2008	9/6/2008	2,148.98	B283824-106	00866
91634 PV	00860	9/1/2008	9/3/2008	9/6/2008	1,116.74	B283824-107	00860
91635 PV	00863	9/1/2008	9/3/2008	9/6/2008	1,038.07	B283824-108	00863

278,615.64

V3000163 DATE 8/01/08		INVOICE #8208080108				
	Fuel					
135100	10181.88	2600.80	62.00	141.75	203.75	12,782.78
450100	1508.60	40.82	6.00	15.75	21.75	1,549.42
451100	3215.64	687.70	18.00	42.00	60.00	3,903.34
356100	4546.04	3495.94	28.00	73.50	101.50	8,041.98
357100	2383.18	1798.99	14.00	31.50	45.50	4,182.17
285100	1872.07	1032.47	10.00	26.25	36.25	2,704.54
332100			2.00	5.25	7.25	0.00
286100	592.97		2.00	5.25	7.25	592.97
243100	100.09		4.00	10.50	14.50	100.09
288100	1832.74	1262.20	10.00	26.25	36.25	3,094.94
333100	3646.17	1978.50	20.00	52.50	72.50	5,524.67
					0.00	0.00
315100	150.03		2.00	5.25	7.25	150.03
316100	657.79		6.00	15.75	21.75	657.79
317100	1565.72	1585.27	8.00	15.75	23.75	3,130.99
385100	3311.00	232.70	18.00	47.25	65.25	3,543.70
300100	632.15		4.00	10.50	14.50	632.15
150100	4558.88	77.75	34.00	78.75	112.75	4,636.41
310099					0.00	0.00
350110	524.77	46.06	2.00	5.25	7.25	570.83
370100			8.00	15.75	21.75	0.00
244100	552.19		8.00	10.50	18.50	552.19
245100	2317.03	141.00	16.00	42.00	58.00	2,458.03
248100	148.24	822.79	4.00	5.25	9.25	971.03
247100	1139.41	563.98	8.00	15.75	23.75	1,703.39
400100	14856.52	2203.87	74.00	183.75	257.75	13,860.19
401100	5572.51	3258.61	32.00	84.00	116.00	8,829.12
248100	672.42	37.44	4.00	10.50	14.50	709.86
249100	646.68		10.00	21.00	31.00	646.68
403100	1831.30	822.01	8.00	21.00	29.00	2,623.31
406100	800.09	56.98	8.00	21.00	29.00	859.07
182100	41169.34	13923.18	196.00	446.25	642.25	55,092.50
183100	2403.20	4984.51	10.00	26.25	36.25	7,387.71
187100	1417.60	358.22	6.00	15.75	21.75	1,773.82
188100	1236.18	1382.00	10.00	21.00	31.00	2,618.18
250100	1738.23	877.29	16.00	38.75	52.75	2,613.52
20251100	5220.37	381.17	20.00	47.25	67.25	5,581.54
252109	9981.80	1589.82	54.00	141.75	195.75	11,551.62
253100	870.02	1688.20	6.00	10.50	16.50	2,658.22
900100	33371.97		106.00	239.25	345.25	33,371.97
900105	18963.93		8.00	8.00	16.00	18,963.93
102100	685.89	401.91	8.00	21.00	29.00	1,087.80
255100	10950.46	2569.38	66.00	170.00	236.00	13,619.84
256100	595.32		6.00	10.50	16.50	595.32
900164	911.24		8.00	9.25	15.25	911.24
258100	879.57	1482.70	6.00	10.50	16.50	2,182.27
259100					0.00	0.00
260100	616.78		2.00	5.25	7.25	616.78
261100	524.03	33.99	4.00	10.50	14.50	558.02
282100	873.09		4.00	5.25	9.25	873.09
189100	2503.02	410.15	12.00	26.25	38.25	2,913.17
425100	3695.03	458.65	16.00	42.00	58.00	4,153.68
453100	4850.30	2049.23	38.00	99.75	137.75	6,699.53
345100	2814.87	1043.24	28.00	73.50	101.50	3,858.11
386100	2242.04	1006.57	12.00	31.50	43.50	3,248.61
	217571.97					

275002.14

3613.50

278,615.64

3 000163

OCTOBER

Batch 37249

100574-100677

Doc _____



GE Fleet Services

SERVICES BILLING INVOICE ORIGINAL INVOICE
FOR PERIOD ENDING 09/30/2008

UTILITIES INC.
FLEET DEPARTMENT 8208
UTILITIES INC.
2335 SANDERS ROAD
NORTHBROOK
FLEET

IL 60062
8208 UTILITIES INC.

INVOICE 5590365
DATE 10/01/2008
PAGE 1

TYPE

AMOUNT

ELECTRONIC FUEL CARD PROGRAM
TOTAL SERVICE, REPAIR AND FEES

\$ 244,770.11
37,847.63

OCT 02 2008

PAYABLE BY 10/10/2008
INVOICE #5590365
RETURN REMITTANCE COPY WITH PAYMENT TO:

TOTAL AMOUNT DUE =====>

\$ 282,617.74

GE FLEET SERVICES
PO BOX 100363
ATLANTA GA 30384-0363

REFER QUESTIONS TO: BILLING (866)615-0657 CREDIT (866)615-0657

23554.50
286,173.24

98656

NOTE: GE retains the benefit of sales and other tax credits and receives and retains rebates, discounts and other monies from OEMs, suppliers and third parties with respect to vehicles, goods and services. Interim rent does not affect book value. Customer should review this invoice and notify GE of errors within 30 days. The exclusive remedy will be adjustments in Customer's account. GE does provide legal, tax or accounting advice (which Customer should seek from their own advisors).

Document Number	Doc Type	Doc Co	Invoice Date	G/L Date	Due Date	Gross Amount	Invoice Number	Co
100574	PV	00850	10/1/2008	10/2/2008	10/6/2008	12,429.08	S590365-001	00850
100575	PV	00866	10/1/2008	10/2/2008	10/6/2008	1,558.63	S590365-002	00866
100576	PV	00866	10/1/2008	10/2/2008	10/6/2008	3,629.12	S590365-003	00866
100577	PV	00861	10/1/2008	10/2/2008	10/6/2008	6,003.66	S590365-004	00861
100578	PV	00861	10/1/2008	10/2/2008	10/6/2008	3,719.84	S590365-005	00861
100579	PV	00856	10/1/2008	10/2/2008	10/6/2008	1,550.80	S590365-006	00856
100580	PV	00859	10/1/2008	10/2/2008	10/6/2008	2.00	S590365-007	00859
100581	PV	00856	10/1/2008	10/2/2008	10/6/2008	653.60	S590365-008	00856
100582	PV	00856	10/1/2008	10/2/2008	10/6/2008	124.00	S590365-009	00856
100583	PV	00856	10/1/2008	10/2/2008	10/6/2008	2,117.98	S590365-010	00856
100584	PV	00859	10/1/2008	10/2/2008	10/6/2008	4,843.86	S590365-011	00859
100585	PV	00858	10/1/2008	10/2/2008	10/6/2008	84.00	S590365-012	00858
100586	PV	00858	10/1/2008	10/2/2008	10/6/2008	950.78	S590365-013	00858
100587	PV	00858	10/1/2008	10/2/2008	10/6/2008	1,851.17	S590365-014	00858
100588	PV	00863	10/1/2008	10/2/2008	10/6/2008	4,022.59	S590365-015	00863
100589	PV	00857	10/1/2008	10/2/2008	10/6/2008	807.30	S590365-016	00857
100590	PV	00851	10/1/2008	10/2/2008	10/6/2008	5,244.09	S590365-017	00851
100591	PV		10/1/2008	10/2/2008	10/6/2008	2.00	S590365-019	00855
100592	PV	00862	10/1/2008	10/2/2008	10/6/2008	6.00	S590365-020	00862
100593	PV		10/1/2008	10/2/2008	10/6/2008	730.65	S590365-021	00855
100594	PV		10/1/2008	10/2/2008	10/6/2008	2,403.94	S590365-022	00855
100595	PV		10/1/2008	10/2/2008	10/6/2008	220.09	S590365-023	00855
100596	PV		10/1/2008	10/2/2008	10/6/2008	1,305.59	S590365-024	00855
100597	PV	00864	10/1/2008	10/2/2008	10/6/2008	17,658.51	S590365-025	00864
100598	PV	00864	10/1/2008	10/2/2008	10/6/2008	6,135.07	S590365-026	00864
100599	PV		10/1/2008	10/2/2008	10/6/2008	875.71	S590365-027	00855
100600	PV		10/1/2008	10/2/2008	10/6/2008	1,026.26	S590365-028	00855
100601	PV	00864	10/1/2008	10/2/2008	10/6/2008	2,858.41	S590365-029	00864
100602	PV	00864	10/1/2008	10/2/2008	10/6/2008	1,048.41	S590365-030	00864
100603	PV	00853	10/1/2008	10/2/2008	10/6/2008	51,688.93	S590365-031	00853
100604	PV	00853	10/1/2008	10/2/2008	10/6/2008	2,207.34	S590365-032	00853
100605	PV	00853	10/1/2008	10/2/2008	10/6/2008	1,726.76	S590365-033	00853
100606	PV	00853	10/1/2008	10/2/2008	10/6/2008	1,714.80	S590365-034	00853
100607	PV		10/1/2008	10/2/2008	10/6/2008	2,096.11	S590365-035	00855
100608	PV		10/1/2008	10/2/2008	10/6/2008	5,824.70	S590365-036	00855
100609	PV		10/1/2008	10/2/2008	10/6/2008	11,259.02	S590365-037	00855
100610	PV		10/1/2008	10/2/2008	10/6/2008	881.14	S590365-038	00855
100611	PV	00900	10/1/2008	10/2/2008	10/6/2008	27,775.29	S590365-039	00900
100612	PV	00900	10/1/2008	10/2/2008	10/6/2008	18,319.97	S590365-040	00900
100613	PV	00850	10/1/2008	10/2/2008	10/6/2008	823.11	S590365-041	00850
100614	PV	00855	10/1/2008	10/2/2008	10/6/2008	13,427.21	S590365-042	00855
100615	PV	00855	10/1/2008	10/2/2008	10/6/2008	880.48	S590365-043	00855
100616	PV	00900	10/1/2008	10/2/2008	10/6/2008	760.09	S590365-044	00900
100617	PV		10/1/2008	10/2/2008	10/6/2008	680.04	S590365-045	00855
100618	PV		10/1/2008	10/2/2008	10/6/2008	1,111.98	S590365-047	00855
100619	PV		10/1/2008	10/2/2008	10/6/2008	508.06	S590365-048	00855
100620	PV		10/1/2008	10/2/2008	10/6/2008	1,122.07	S590365-049	00855
100621	PV	00853	10/1/2008	10/2/2008	10/6/2008	3,039.29	S590365-050	00853
100622	PV	00865	10/1/2008	10/2/2008	10/6/2008	3,550.49	S590365-051	00865
100623	PV	00856	10/1/2008	10/2/2008	10/6/2008	5,372.09	S590365-052	00866
100624	PV	00860	10/1/2008	10/2/2008	10/6/2008	4,406.78	S590365-053	00860
100625	PV	00863	10/1/2008	10/2/2008	10/6/2008	2,781.22	S590365-054	00863
100626	PV	00850	10/1/2008	10/2/2008	10/6/2008	677.99	S590365-055	00850
100627	PV	00866	10/1/2008	10/2/2008	10/6/2008	104.21	S590365-056	00866

100628 PV	00866	10/1/2008	10/2/2008	10/6/2008	84.24	S590365-057	00866
100629 PV	00861	10/1/2008	10/2/2008	10/6/2008	232.54	S590365-058	00861
100630 PV	00861	10/1/2008	10/2/2008	10/6/2008	1,074.46	S590365-059	00861
100631 PV	00856	10/1/2008	10/2/2008	10/6/2008	26.25	S590365-060	00856
100632 PV	00859	10/1/2008	10/2/2008	10/6/2008	5.25	S590365-061	00859
100633 PV	00856	10/1/2008	10/2/2008	10/6/2008	220.22	S590365-062	00856
100634 PV	00856	10/1/2008	10/2/2008	10/6/2008	120.91	S590365-063	00856
100635 PV	00856	10/1/2008	10/2/2008	10/6/2008	684.42	S590365-064	00856
100636 PV	00859	10/1/2008	10/2/2008	10/6/2008	143.14	S590365-065	00859
100637 PV	00858	10/1/2008	10/2/2008	10/6/2008	5.25	S590365-066	00858
100638 PV	00858	10/1/2008	10/2/2008	10/6/2008	2,636.81	S590365-067	00858
100639 PV	00858	10/1/2008	10/2/2008	10/6/2008	130.29	S590365-068	00858
100640 PV	00863	10/1/2008	10/2/2008	10/6/2008	98.38	S590365-069	00863
100641 PV	00857	10/1/2008	10/2/2008	10/6/2008	10.50	S590365-070	00857
100642 PV	00851	10/1/2008	10/2/2008	10/6/2008	858.48	S590365-071	00851
100643 PV		10/1/2008	10/2/2008	10/6/2008	5.25	S590365-073	00855
100644 PV	00862	10/1/2008	10/2/2008	10/6/2008	15.75	S590365-074	00862
100645 PV		10/1/2008	10/2/2008	10/6/2008	142.07	S590365-075	00855
100646 PV		10/1/2008	10/2/2008	10/6/2008	103.42	S590365-076	00855
100647 PV		10/1/2008	10/2/2008	10/6/2008	1,290.91	S590365-077	00855
100648 PV		10/1/2008	10/2/2008	10/6/2008	15.75	S590365-078	00855
100649 PV	00864	10/1/2008	10/2/2008	10/6/2008	4,416.30	S590365-079	00864
100650 PV	00864	10/1/2008	10/2/2008	10/6/2008	3,578.05	S590365-080	00864
100651 PV		10/1/2008	10/2/2008	10/6/2008	77.54	S590365-081	00855
100652 PV		10/1/2008	10/2/2008	10/6/2008	55.98	S590365-082	00855
100653 PV	00864	10/1/2008	10/2/2008	10/6/2008	147.40	S590365-083	00864
100654 PV	00864	10/1/2008	10/2/2008	10/6/2008	182.96	S590365-084	00864
100655 PV	00853	10/1/2008	10/2/2008	10/6/2008	9,368.16	S590365-085	00853
100656 PV	00853	10/1/2008	10/2/2008	10/6/2008	808.80	S590365-086	00853
100657 PV	00853	10/1/2008	10/2/2008	10/6/2008	44.82	S590365-087	00853
100658 PV	00853	10/1/2008	10/2/2008	10/6/2008	21.00	S590365-088	00853
100659 PV		10/1/2008	10/2/2008	10/6/2008	62.42	S590365-089	00855
100660 PV		10/1/2008	10/2/2008	10/6/2008	4,523.85	S590365-090	00855
100661 PV		10/1/2008	10/2/2008	10/6/2008	2,551.88	S590365-091	00855
100662 PV		10/1/2008	10/2/2008	10/6/2008	10.50	S590365-092	00855
100663 PV	00900	10/1/2008	10/2/2008	10/6/2008	239.25	S590365-093	00900
100664 PV	00900	10/1/2008	10/2/2008	10/6/2008	8.00	S590365-094	00900
100665 PV	00850	10/1/2008	10/2/2008	10/6/2008	66.18	S590365-095	00850
100666 PV		10/1/2008	10/2/2008	10/6/2008	1,197.98	S590365-096	00855
100667 PV		10/1/2008	10/2/2008	10/6/2008	124.97	S590365-097	00855
100668 PV	00900	10/1/2008	10/2/2008	10/6/2008	9.25	S590365-098	00900
100669 PV		10/1/2008	10/2/2008	10/6/2008	285.33	S590365-099	00855
100670 PV		10/1/2008	10/2/2008	10/6/2008	582.95	S590365-101	00855
100671 PV		10/1/2008	10/2/2008	10/6/2008	10.50	S590365-102	00855
100672 PV		10/1/2008	10/2/2008	10/6/2008	5.25	S590365-103	00855
100673 PV	00853	10/1/2008	10/2/2008	10/6/2008	1,175.93	S590365-104	00853
100674 PV	00865	10/1/2008	10/2/2008	10/6/2008	749.26	S590365-105	00865
100675 PV	00866	10/1/2008	10/2/2008	10/6/2008	603.23	S590365-106	00866
100676 PV	00860	10/1/2008	10/2/2008	10/6/2008	727.40	S590365-107	00860
100677 PV	00863	10/1/2008	10/2/2008	10/6/2008	31.50	S590365-108	00863

286,173.24

V3000163 DATE 9/30/08		INVOICE #8208093008				
135100	12367.06	536.24	62.00	141.75	203.75	12,903.32
450100	1552.63	88.48	6.00	15.75	21.75	1,641.09
451100	3611.12	42.24	18.00	42.00	60.00	3,853.36
356100	5975.66	159.04	28.00	73.50	101.50	6,134.70
357100	3705.84	1042.96	14.00	31.50	45.50	4,748.80
285100	1540.80		10.00	26.25	36.25	1,540.80
332100			2.00	5.25	7.25	0.00
280100	651.60	214.87	2.00	5.25	7.25	866.57
243100	120.00	110.41	4.00	10.50	14.50	230.41
288100	2107.98	858.17	10.00	26.25	36.25	2,766.15
333100	4823.86	90.84	20.00	52.50	72.50	4,914.50
					0.00	0.00
315100	82.00		2.00	5.25	7.25	82.00
318100	944.78	2821.06	6.00	15.75	21.75	3,585.84
317100	1843.17	114.54	8.00	15.75	23.75	1,957.71
385100	4004.59	51.13	18.00	47.25	65.25	4,055.72
300100	803.30		4.00	10.50	14.50	803.30
150100	5210.09	779.73	34.00	78.75	112.75	5,989.82
310099					0.00	0.00
350110			2.00	5.25	7.25	0.00
370100			6.00	15.75	21.75	0.00
244100	724.65	131.57	8.00	10.50	16.50	856.22
245100	2387.84	61.42	16.00	42.00	58.00	2,449.36
246100	216.09	1285.66	4.00	5.25	9.25	1,501.75
247100	1297.59		8.00	15.75	23.75	1,297.59
400100	17592.51	4253.55	66.00	182.75	226.75	21,848.06
401100	6107.07	3504.55	28.00	73.50	101.50	8,611.62
248100	871.71	67.04	4.00	10.50	14.50	938.75
249100	1018.26	34.98	10.00	21.00	31.00	1,051.24
403100	2850.41	126.40	8.00	21.00	29.00	2,976.81
406100	1040.41	161.96	8.00	21.00	29.00	1,202.37
182100	51482.93	8921.91	198.00	446.25	642.25	60,414.84
183100	2197.34	782.55	10.00	28.25	38.25	2,979.89
187100	1724.78	39.57	2.00	5.25	7.25	1,764.33
188100	1704.80		10.00	21.00	31.00	1,704.80
250100	2080.11	25.57	16.00	36.75	52.75	2,105.78
251100	5804.70	4476.60	20.00	47.25	67.25	10,281.30
252100	11205.02	2410.13	54.00	141.75	195.75	13,615.15
253100	875.14		6.00	10.50	16.50	875.14
900100	27689.29		106.00	238.25	345.25	27,689.29
900105	16311.97		8.00	8.00	16.00	18,311.97
102100	815.11	45.18	8.00	21.00	29.00	860.29
255100	13361.21	1027.98	66.00	170.00	236.00	14,369.19
256100	874.48	114.47	6.00	10.50	16.50	988.95
900164	754.09		6.00	9.25	15.25	754.09
258100	674.04	274.83	6.00	10.50	16.50	948.87
259100					0.00	0.00
260100	1109.98	577.70	2.00	5.25	7.25	1,687.68
281100	504.06		4.00	10.50	14.50	504.06
262100	1119.07		4.00	5.25	9.25	1,118.07
189100	3027.29	1149.68	12.00	26.25	38.25	4,176.87
425100	3534.49	707.26	16.00	42.00	58.00	4,241.75
453100	5334.09	503.48	38.00	99.75	137.75	5,837.57
345100	4378.78	653.90	28.00	73.50	101.50	5,032.68
386100	2769.22		12.00	31.50	43.50	2,769.22
TOTAL						

282617.74

3555.50

286,173.24

INVOICE

ORIGINAL

DATE 10/01/2008



GE Fleet Services

PAYMENT DUE UPON RECEIPT

UTILITIES INC.
FLEET DEPARTMENT 8208
UTILITIES INC.
2335 SANDERS ROAD
NORTHBROOK IL 60062

FLEET 8208 UTILITIES INC.

TYPE	PERIOD	INVOICE NUMBER	AMOUNT
RENTAL	10/01/08 TO 10/31/08	B303419	
MTC MGMT			2,487.50
FUELCARD			1,050.00
24 HR MM			38.00
TOTAL			3,555.50

TOTAL DUE

3,555.50

RETURN ONE COPY WITH REMITTANCE TO
GE FLEET SERVICES
PO BOX 100363
ATLANTA GA 30384-0363

DIRECT INQUIRIES TO CUSTOMER SVC 866-615-0657

122

NOTE: GE retains the benefit of sales and other tax credits and receives and retains discounts and other monies from OEMs, suppliers and third parties with respect to vehicles, goods and services. Interim rent does not affect book value. Customer should review this invoice and notify GE of errors within 30 days. The exclusive remedy will be adjustments in Customer's account. GE does not provide legal, tax or accounting advice (which Customer should seek from their own advisors).

November

1977

3000163 Batch 39548



GE Fleet Services

Doc 108803-108906

SERVICES BILLING INVOICE ORIGINAL INVOICE
FOR PERIOD ENDING 10/31/2008

UTILITIES INC.
FLEET DEPARTMENT 8208
UTILITIES INC.
2335 SANDERS ROAD
NORTHBROOK
FLEET

IL 60062
8208 UTILITIES INC.

INVOICE S601488
DATE 11/01/2008
PAGE 1

TYPE

AMOUNT

ELECTRONIC FUEL CARD PROGRAM
TOTAL SERVICE, REPAIR AND FEES

\$ 187,052.91
39,683.63

RECEIVED
OCT 31 2008
BY

PAYABLE BY 11/10/2008
INVOICE #S601488
RETURN REMITTANCE COPY WITH PAYMENT TO:

TOTAL AMOUNT DUE =====> \$ 226,736.54

GE FLEET SERVICES
PO BOX 100363
ATLANTA GA 30384-0363
REFER QUESTIONS TO: BILLING (866)615-0657 CREDIT (866)615-0657

\$ 226,736.54
3,570.00

92303

230,306.54

NOTE: GE retains the benefit of sales and other tax credits and receives and retains rebates, discounts and other monies from OEMs, suppliers and third parties with respect to vehicles, goods and services. Interim rent does not affect book value. Customer should review this invoice and notify GE of errors within 30 days. The exclusive remedy will be adjustments in Customer's account. GE does provide legal, tax or accounting advice (which Customer should seek from their own advisors).

INVOICE

ORIGINAL

**GE Fleet Services**

DATE 11/01/2008

PAYMENT DUE UPON RECEIPT

UTILITIES INC.
 FLEET DEPARTMENT 8208
 UTILITIES INC.
 2335 SANDERS ROAD
 NORTHBROOK IL 60062

FLEET 8208 UTILITIES INC.

TYPE	PERIOD	INVOICE NUMBER	AMOUNT
RENTAL	11/01/08 TO 11/30/08	B322880	2,478.00
MTC MGMT			1,054.00
FUELCARD			38.00
24 HR MM			
TOTAL			3,570.00

TOTAL DUE

3,570.00

RETURN ONE COPY WITH REMITTANCE TO
 GE FLEET SERVICES
 PO BOX 100363
 ATLANTA GA 30384-0363

DIRECT INQUIRIES TO CUSTOMER SVC 866-615-0657

9059

NOTE: GE retains the benefit of sales and other tax credits and receives and retains discounts and other monies from OEMs, suppliers and third parties with respect to vehicles, goods and services. Interim rent does not affect book value. Customer should review this invoice and notify GE of errors within 30 days. The exclusive remedy will be adjustments in Customer's account. GE does not provide legal, tax or accounting advice (which Customer should seek from their own advisors).

Document Number	Doc Type	Doc Co	Invoice Date	G/L Date	Due Date	Gross Amount	Invoice Number	Co
108803	PV	00850	10/31/2008	10/31/2008	11/5/2008	9,665.26	S601488-001	00850
108804	PV	00866	10/31/2008	10/31/2008	11/5/2008	1,212.02	S601488-002	00866
108805	PV	00866	10/31/2008	10/31/2008	11/5/2008	3,820.39	S601488-003	00866
108806	PV	00861	10/31/2008	10/31/2008	11/5/2008	3,798.71	S601488-004	00861
108807	PV	00861	10/31/2008	10/31/2008	11/5/2008	1,929.72	S601488-005	00861
108808	PV	00856	10/31/2008	10/31/2008	11/5/2008	1,137.38	S601488-006	00856
108809	PV	00859	10/31/2008	10/31/2008	11/5/2008	2.00	S601488-007	00859
108810	PV	00856	10/31/2008	10/31/2008	11/5/2008	577.90	S601488-008	00856
108811	PV	00856	10/31/2008	10/31/2008	11/5/2008	376.96	S601488-009	00856
108812	PV	00856	10/31/2008	10/31/2008	11/5/2008	1,698.06	S601488-010	00856
108813	PV	00859	10/31/2008	10/31/2008	11/5/2008	3,435.26	S601488-011	00859
108814	PV	00858	10/31/2008	10/31/2008	11/5/2008	162.03	S601488-012	00858
108815	PV	00858	10/31/2008	10/31/2008	11/5/2008	693.27	S601488-013	00858
108816	PV	00858	10/31/2008	10/31/2008	11/5/2008	1,346.26	S601488-014	00858
108817	PV	00863	10/31/2008	10/31/2008	11/5/2008	3,414.07	S601488-015	00863
108818	PV	00857	10/31/2008	10/31/2008	11/5/2008	566.70	S601488-016	00857
108819	PV	00851	10/31/2008	10/31/2008	11/5/2008	4,410.97	S601488-017	00851
108820	PV	00855	10/31/2008	10/31/2008	11/5/2008	212.50	S601488-019	00855
108821	PV	00862	10/31/2008	10/31/2008	11/5/2008	6.00	S601488-020	00862
108822	PV	00855	10/31/2008	10/31/2008	11/5/2008	590.33	S601488-021	00855
108823	PV	00855	10/31/2008	10/31/2008	11/5/2008	1,970.10	S601488-022	00855
108824	PV	00855	10/31/2008	10/31/2008	11/5/2008	104.08	S601488-023	00855
108825	PV	00855	10/31/2008	10/31/2008	11/5/2008	780.54	S601488-024	00855
108826	PV	00864	10/31/2008	10/31/2008	11/5/2008	14,901.25	S601488-025	00864
108827	PV	00864	10/31/2008	10/31/2008	11/5/2008	3,984.60	S601488-026	00864
108828	PV	00855	10/31/2008	10/31/2008	11/5/2008	645.30	S601488-027	00855
108829	PV	00855	10/31/2008	10/31/2008	11/5/2008	713.06	S601488-028	00855
108830	PV	00864	10/31/2008	10/31/2008	11/5/2008	2,048.36	S601488-029	00864
108831	PV	00864	10/31/2008	10/31/2008	11/5/2008	1,236.52	S601488-030	00864
108832	PV	00853	10/31/2008	10/31/2008	11/5/2008	39,680.50	S601488-031	00853
108833	PV	00853	10/31/2008	10/31/2008	11/5/2008	1,808.78	S601488-032	00853
108834	PV	00853	10/31/2008	10/31/2008	11/5/2008	1,383.75	S601488-033	00853
108835	PV	00853	10/31/2008	10/31/2008	11/5/2008	1,034.12	S601488-034	00853
108836	PV	00855	10/31/2008	10/31/2008	11/5/2008	1,813.70	S601488-035	00855
108837	PV	00855	10/31/2008	10/31/2008	11/5/2008	6,117.57	S601488-036	00855
108838	PV	00855	10/31/2008	10/31/2008	11/5/2008	8,051.13	S601488-037	00855
108839	PV	00855	10/31/2008	10/31/2008	11/5/2008	522.00	S601488-038	00855
108840	PV	00900	10/31/2008	10/31/2008	11/5/2008	20,997.41	S601488-039	00900
108841	PV	00900	10/31/2008	10/31/2008	11/5/2008	11,874.61	S601488-040	00900
108842	PV	00850	10/31/2008	10/31/2008	11/5/2008	769.99	S601488-041	00850
108843	PV	00855	10/31/2008	10/31/2008	11/5/2008	10,020.57	S601488-042	00855
108844	PV	00855	10/31/2008	10/31/2008	11/5/2008	262.61	S601488-043	00855
108845	PV	00900	10/31/2008	10/31/2008	11/5/2008	346.77	S601488-044	00900
108846	PV	00855	10/31/2008	10/31/2008	11/5/2008	417.68	S601488-045	00855
108847	PV	00855	10/31/2008	10/31/2008	11/5/2008	944.42	S601488-047	00855
108848	PV	00855	10/31/2008	10/31/2008	11/5/2008	435.55	S601488-048	00855
108849	PV	00855	10/31/2008	10/31/2008	11/5/2008	558.07	S601488-049	00855
108850	PV	00853	10/31/2008	10/31/2008	11/5/2008	3,778.48	S601488-050	00853
108851	PV	00865	10/31/2008	10/31/2008	11/5/2008	2,407.03	S601488-051	00865
108852	PV	00866	10/31/2008	10/31/2008	11/5/2008	3,935.08	S601488-052	00866
108853	PV	00860	10/31/2008	10/31/2008	11/5/2008	3,349.46	S601488-053	00860
108854	PV	00863	10/31/2008	10/31/2008	11/5/2008	2,158.03	S601488-054	00863
108855	PV	00850	10/31/2008	10/31/2008	11/5/2008	2,336.74	S601488-055	00850
108856	PV	00866	10/31/2008	10/31/2008	11/5/2008	604.79	S601488-056	00866

108857 PV	00866	10/31/2008	10/31/2008	11/5/2008	605.88	S601488-057	00866
108858 PV	00861	10/31/2008	10/31/2008	11/5/2008	641.55	S601488-058	00861
108859 PV	00861	10/31/2008	10/31/2008	11/5/2008	447.78	S601488-059	00861
108860 PV	00856	10/31/2008	10/31/2008	11/5/2008	322.54	S601488-060	00856
108861 PV	00859	10/31/2008	10/31/2008	11/5/2008	5.25	S601488-061	00859
108862 PV	00856	10/31/2008	10/31/2008	11/5/2008	5.25	S601488-062	00856
108863 PV	00856	10/31/2008	10/31/2008	11/5/2008	10.50	S601488-063	00856
108864 PV	00856	10/31/2008	10/31/2008	11/5/2008	86.73	S601488-064	00856
108865 PV	00859	10/31/2008	10/31/2008	11/5/2008	839.49	S601488-065	00859
108866 PV	00858	10/31/2008	10/31/2008	11/5/2008	5.25	S601488-066	00858
108867 PV	00858	10/31/2008	10/31/2008	11/5/2008	15.75	S601488-067	00858
108868 PV	00858	10/31/2008	10/31/2008	11/5/2008	1,205.06	S601488-068	00858
108869 PV	00863	10/31/2008	10/31/2008	11/5/2008	167.08	S601488-069	00863
108870 PV	00857	10/31/2008	10/31/2008	11/5/2008	643.81	S601488-070	00857
108871 PV	00851	10/31/2008	10/31/2008	11/5/2008	1,444.84	S601488-071	00851
108872 PV		10/31/2008	10/31/2008	11/5/2008	5.25	S601488-073	00855
108873 PV	00862	10/31/2008	10/31/2008	11/5/2008	15.75	S601488-074	00862
108874 PV		10/31/2008	10/31/2008	11/5/2008	117.49	S601488-075	00855
108875 PV		10/31/2008	10/31/2008	11/5/2008	1,136.73	S601488-076	00855
108876 PV		10/31/2008	10/31/2008	11/5/2008	5.25	S601488-077	00855
108877 PV		10/31/2008	10/31/2008	11/5/2008	481.54	S601488-078	00855
108878 PV	00864	10/31/2008	10/31/2008	11/5/2008	4,605.26	S601488-079	00864
108879 PV	00864	10/31/2008	10/31/2008	11/5/2008	2,087.29	S601488-080	00864
108880 PV		10/31/2008	10/31/2008	11/5/2008	10.50	S601488-081	00855
108881 PV		10/31/2008	10/31/2008	11/5/2008	106.55	S601488-082	00855
108882 PV	00864	10/31/2008	10/31/2008	11/5/2008	1,222.11	S601488-083	00864
108883 PV	00864	10/31/2008	10/31/2008	11/5/2008	136.70	S601488-084	00864
108884 PV	00853	10/31/2008	10/31/2008	11/5/2008	10,358.37	S601488-085	00853
108885 PV	00853	10/31/2008	10/31/2008	11/5/2008	1,762.03	S601488-086	00853
108886 PV	00853	10/31/2008	10/31/2008	11/5/2008	10.50	S601488-087	00853
108887 PV	00853	10/31/2008	10/31/2008	11/5/2008	155.01	S601488-088	00853
108888 PV	00855	10/31/2008	10/31/2008	11/5/2008	86.46	S601488-089	00855
108889 PV	00855	10/31/2008	10/31/2008	11/5/2008	565.41	S601488-090	00855
108890 PV		10/31/2008	10/31/2008	11/5/2008	3,242.47	S601488-091	00855
108891 PV		10/31/2008	10/31/2008	11/5/2008	56.49	S601488-092	00855
108892 PV	00900	10/31/2008	10/31/2008	11/5/2008	239.25	S601488-093	00900
108893 PV	00900	10/31/2008	10/31/2008	11/5/2008	8.00	S601488-094	00900
108894 PV	00850	10/31/2008	10/31/2008	11/5/2008	21.00	S601488-095	00850
108895 PV		10/31/2008	10/31/2008	11/5/2008	2,997.37	S601488-096	00855
108896 PV		10/31/2008	10/31/2008	11/5/2008	509.32	S601488-097	00855
108897 PV	00900	10/31/2008	10/31/2008	11/5/2008	9.25	S601488-098	00900
108898 PV	00855	10/31/2008	10/31/2008	11/5/2008	75.75	S601488-099	00855
108899 PV	00855	10/31/2008	10/31/2008	11/5/2008	328.37	S601488-101	00855
108900 PV	00855	10/31/2008	10/31/2008	11/5/2008	133.94	S601488-102	00855
108901 PV	00855	10/31/2008	10/31/2008	11/5/2008	52.36	S601488-103	00855
108902 PV	00853	10/31/2008	10/31/2008	11/5/2008	62.32	S601488-104	00853
108903 PV	00865	10/31/2008	10/31/2008	11/5/2008	987.64	S601488-105	00865
108904 PV	00866	10/31/2008	10/31/2008	11/5/2008	776.62	S601488-106	00866
108905 PV	00860	10/31/2008	10/31/2008	11/5/2008	229.38	S601488-107	00860
108906 PV	00863	10/31/2008	10/31/2008	11/5/2008	213.61	S601488-108	00863

230,306.54

V3000169 DATE 10/28/08		INVOICE #8206102808				
	Fuel					
135100	9603.26	2194.89	62.00	141.75	203.75	11,798.25
450100	1206.02	589.04	6.00	15.75	21.75	1,795.06
451100	3802.39	583.68	18.00	42.00	60.00	4,388.27
356100	3770.71	568.05	28.00	73.50	101.50	4,338.76
357100	1915.72	416.28	14.00	31.50	45.50	2,332.00
285100	1127.38	296.29	10.00	26.25	36.25	1,423.67
332100			2.00	5.25	7.25	0.00
286100	575.90		2.00	5.25	7.25	575.90
243100	372.96		4.00	10.50	14.50	372.96
288100	1686.06	60.48	10.00	26.25	36.25	1,748.54
333100	3415.26	788.99	20.00	52.50	72.50	4,202.25
					0.00	0.00
315100	160.03		2.00	5.25	7.25	160.03
316100	687.27		6.00	15.75	21.75	687.27
317100	1338.26	1189.31	8.00	15.75	23.75	2,527.57
385100	3398.07	119.83	18.00	47.25	65.25	3,515.80
300100	562.70	633.31	4.00	10.50	14.50	1,196.01
150100	4376.97	1366.09	34.00	78.75	112.75	5,743.06
310089					0.00	0.00
350110	210.50		2.00	5.25	7.25	210.50
370100			6.00	15.75	21.75	0.00
244100	584.33	106.99	8.00	10.50	16.50	691.32
245100	1854.10	1094.73	16.00	42.00	58.00	3,048.83
248100	100.08		4.00	5.25	9.25	100.08
247100	772.54	465.79	8.00	15.75	23.75	1,238.33
400100	14831.25	4432.01	70.00	173.25	243.25	19,283.28
401100	3954.60	2008.54	30.00	78.75	108.75	5,963.14
248100	641.30		4.00	10.50	14.50	641.30
249100	703.06	85.55	10.00	21.00	31.00	788.61
403100	2040.36	1201.11	8.00	21.00	29.00	3,241.47
406100	1228.52	115.70	8.00	21.00	29.00	1,344.22
182100	39484.50	9912.12	198.00	446.25	642.25	49,396.62
183100	1798.78	1735.78	10.00	26.25	36.25	3,534.56
187100	1379.78		4.00	10.50	14.50	1,379.75
188100	1024.12	134.01	10.00	21.00	31.00	1,158.13
250100	1797.70	49.71	16.00	36.75	52.75	1,847.41
20251100	6097.57	518.16	20.00	47.25	67.25	6,615.73
252109	7997.13	3100.72	54.00	141.75	196.75	11,097.85
253100	516.00	45.99	6.00	10.50	16.50	561.99
900100	20891.41		106.00	239.25	345.25	20,891.41
900105	11868.61		8.00	8.00	16.00	11,868.61
102100	761.99		8.00	21.00	29.00	761.99
255100	9954.57	2827.37	66.00	170.00	236.00	12,781.94
258100	256.61	498.82	6.00	10.50	16.50	755.43
800164	340.77		6.00	9.25	15.25	340.77
258100	411.68	65.25	6.00	10.50	16.50	478.83
259100					0.00	0.00
260100	942.42	323.12	2.00	5.25	7.25	1,265.54
261100	431.55	123.44	4.00	10.50	14.50	554.99
262100	654.07	47.11	4.00	5.25	9.25	601.18
189100	3766.48	38.07	12.00	26.25	38.25	3,802.55
425100	2391.03	945.84	16.00	42.00	58.00	3,336.67
453100	3897.08	676.87	38.00	99.75	137.75	4,573.95
345100	3321.46	155.88	28.00	73.50	101.50	3,477.34
386100	2150.03	192.61	8.00	21.00	29.00	2,342.64
TOTAL	187,052.81	1,064.00	1,064.00	2,510.00	3,510.00	226,736.54

226736.54

3570.00

230,306.54

received
12/31/2008

December

1853

3000143

Batch 42215
Doc 118049-118152



GE Fleet Services

SERVICES BILLING INVOICE ORIGINAL INVOICE
FOR PERIOD ENDING 11/30/2008

UTILITIES INC.
FLEET DEPARTMENT 8208
UTILITIES INC.
2335 SANDERS ROAD
NORTHBROOK
FLEET

IL 60062
8208 UTILITIES INC.

INVOICE S612294
DATE 12/01/2008
PAGE 1

TYPE

AMOUNT

ELECTRONIC FUEL CARD PROGRAM
TOTAL SERVICE, REPAIR AND FEES

\$ 134,420.47
37,190.48

PAYABLE BY 12/10/2008
INVOICE #S612294

TOTAL AMOUNT DUE =====> \$ 171,610.95

RETURN REMITTANCE COPY WITH PAYMENT TO:

GE FLEET SERVICES
PO BOX 100363
ATLANTA GA 30384-0363

REFER QUESTIONS TO: BILLING (866)874-9186 CREDIT (866)874-9186

\$ 171,610.95
43541.00
\$ 128,069.95

91128

NOTE: GE retains the benefit of sales and other tax credits and receives and retains rebates, discounts and other monies from OEMs, suppliers and third parties with respect to vehicles, goods and services. Interim rent does not affect book value. Customer should review this invoice and notify GE of errors within 30 days. The exclusive remedy will be adjustments in Customer's account. GE does provide legal, tax or accounting advice (which Customer should seek from their own advisors).

3008163

INVOICE

ORIGINAL

DATE 12/01/2008



GE Fleet Services

PAYMENT DUE UPON RECEIPT Batch 42215

UTILITIES INC.
FLEET DEPARTMENT 8208
UTILITIES INC.
2335 SANDERS ROAD
NORTHBROOK IL 60062

Doc 118049-118158

FLEET 8208 UTILITIES INC.

TYPE	PERIOD	INVOICE NUMBER	AMOUNT
RENTAL	12/01/08 TO 12/31/08	B342041	2,457.00
MTC MGMT			1,046.00
FUELCARD			38.00
24 HR MM			
TOTAL			3,541.00

DEC 03 2008

TOTAL DUE 3,541.00

RETURN ONE COPY WITH REMITTANCE TO
GE FLEET SERVICES
PO BOX 100363
ATLANTA GA 30384-0363

DIRECT INQUIRIES TO CUSTOMER SVC 866-874-9186 8456

DEC 03 2008

NOTE: GE retains the benefit of sales and other tax credits and receives and retains discounts and other monies from OEMs, suppliers and third parties with respect to vehicles, goods and services. Interim rent does not affect book value. Customer should review this invoice and notify GE of errors within 30 days. The exclusive remedy will be adjustments in Customer's account. GE does not provide legal, tax or accounting advice (which Customer should seek from their own advisors).

GE CAPITAL FLEET INVOICE

V3000163

104 entries

INVOICE #8208120308

INVOICE #8208120308

STATE COST CENTER			
135100	850100	6215	7,175.86
450100	888100	6215	1,041.53
451100	888100	6215	2,013.18
356100	881100	6215	2,836.94
357100	861500	6215	1,247.65
265100	856100	6215	937.13
332100	859100	6215	2.00
286100	856100	6215	329.75
243100	856100	6215	240.45
288100	856100	6215	1,145.11
333100	859100	6215	2,212.12
315100	858100	6215	188.03
316100	858100	6215	638.64
317100	858100	6215	1,284.51
385100	863100	6215	2,213.82
300100	857100	6215	438.75
150100	851100	6215	3,113.93
310099	855100	6215	0.00
350110	855100	6215	434.28
370100	862100	6215	6.00
244100	855100	6215	432.61
245100	855100	6215	1,261.25
246100	855100	6215	103.35
247100	855100	6215	627.82
400100	864100	6215	8,600.45
401100	864100	6215	2,782.57
248100	865100	6215	632.48
249100	855100	6215	433.44
403100	864100	6215	1,485.12
406100	864100	6215	438.98
182100	853100	6215	25,963.99
183100	853100	6215	1,318.21
187100	853100	6215	1,040.51
188100	853100	6215	964.81
250100	855100	6215	1,214.36
ZD251100	855100	6215	2,974.58
252109	855100	6215	6,028.52
253101	855100	6215	586.36
900100	900100	6215	16,308.68
900105	900105	6215	10,369.39
102100	850100	6215	390.39
255100	855100	6215	7,979.87
256100	855100	6215	130.24
900184	900184	6215	1,952.13
258100	855100	6215	457.79
259100	855100	6215	0.00
260100	855100	6215	589.02
261100	855100	6215	412.51
262100	855100	6215	480.91
189100	853100	6215	2,855.83
425100	865100	6215	1,896.66
453100	866100	6215	3,423.63
345100	860100	6215	2,578.85
386100	863100	6215	1,381.64
Totals			135,488.97

STATE COST CENTER			
135100	850100	6220	3,113.29
450100	866100	6220	57.65
451100	866100	6220	88.46
356100	861100	6220	480.61
357100	861100	6220	505.03
265100	859100	6220	534.95
332100	859100	6220	5.25
286100	856100	6220	465.85
243100	858100	6220	10.50
288100	856100	6220	103.56
333100	859100	6220	1,238.65
315100	858100	6220	5.25
316100	858100	6220	15.75
317100	858100	6220	15.75
385100	863100	6220	620.43
300100	857100	6220	10.50
150100	851100	6220	1,112.27
310099	855100	6220	0.00
350110	855100	6220	45.58
370100	862100	6220	15.75
244100	855100	6220	944.74
245100	855100	6220	110.39
246100	855100	6220	5.25
247100	855100	6220	15.75
400100	864100	6220	1,609.37
401100	864100	6220	436.66
248100	865100	6220	281.83
249100	855100	6220	526.61
403100	864100	6220	191.06
406100	864100	6220	223.91
182100	853100	6220	11,806.72
183100	853100	6220	67.26
187100	853100	6220	258.38
188100	853100	6220	1,379.45
250100	855100	6220	1,248.45
ZD251100	855100	6220	569.31
252109	855100	6220	2,910.18
253101	855100	6220	235.71
900100	900100	6220	239.25
900105	900105	6220	8.00
102100	850100	6220	(257.00)
255100	855100	6220	4,204.33
256100	855100	6220	10.50
900184	900184	6220	9.25
258100	855100	6220	57.47
259100	855100	6220	0.00
260100	855100	6220	775.14
261100	855100	6220	10.50
262100	855100	6220	751.44
189100	853100	6220	67.11
425100	865100	6220	779.67
453100	866100	6220	1,006.62
345100	860100	6220	168.23
386100	863100	6220	592.05
Totals			63,366.84

AP Inputs:

GE CAPITAL FLEET INVOICE

Supplier 3000163
 Invoice B342041
 Service dates) 11/30/08
 Invoice Date 12/01/08
 Range F71:K173

PAGE 1 TOTAL
 PAGE 2 TOTAL
 175,157.95 TOTAL INVOICE
 0.00 CHECK BETWEEN INVOICE AND FILE

Supplier	Inv.#	Inv Amount	Account #	Remark	Inv Date	
3000163	B342041-001	7175.86	850100.6215	11/0108-11/30	12/01/08	001
3000163	B342041-002	1041.53	868100.6215	11/0108-11/30	12/01/08	002
3000163	B342041-003	2013.18	868100.6215	11/0108-11/30	12/01/08	003
3000163	B342041-004	2836.94	861100.6215	11/0108-11/30	12/01/08	004
3000163	B342041-005	1247.86	881100.6215	11/0108-11/30	12/01/08	005
3000163	B342041-006	937.13	856100.6215	11/0108-11/30	12/01/08	006
3000163	B342041-007	2.00	858100.6215	11/0108-11/30	12/01/08	007
3000163	B342041-008	329.75	856100.6215	11/0108-11/30	12/01/08	008
3000163	B342041-009	240.45	856100.6215	11/0108-11/30	12/01/08	009
3000163	B342041-010	1145.11	856100.6215	11/0108-11/30	12/01/08	010
3000163	B342041-011	2212.12	859100.6215	11/0108-11/30	12/01/08	011
3000163	B342041-012	198.03	858100.6215	11/0108-11/30	12/01/08	012
3000163	B342041-013	638.64	858100.6215	11/0108-11/30	12/01/08	013
3000163	B342041-014	1264.51	858100.6215	11/0108-11/30	12/01/08	014
3000163	B342041-015	2213.82	863100.6215	11/0108-11/30	12/01/08	015
3000163	B342041-016	438.75	857100.6215	11/0108-11/30	12/01/08	016
3000163	B342041-017	3113.93	851100.6215	11/0108-11/30	12/01/08	017
3000163	B342041-018	0.00	855100.6215	11/0108-11/30	12/01/08	018
3000163	B342041-019	434.28	855100.6215	11/0108-11/30	12/01/08	019
3000163	B342041-020	8.00	862100.6215	11/0108-11/30	12/01/08	020
3000163	B342041-021	432.81	855100.6215	11/0108-11/30	12/01/08	021
3000163	B342041-022	1281.25	855100.6215	11/0108-11/30	12/01/08	022
3000163	B342041-023	103.35	855100.6215	11/0108-11/30	12/01/08	023
3000163	B342041-024	627.52	855100.6215	11/0108-11/30	12/01/08	024
3000163	B342041-025	8600.45	864100.6215	11/0108-11/30	12/01/08	025
3000163	B342041-026	2782.57	864100.6215	11/0108-11/30	12/01/08	026
3000163	B342041-027	532.46	856100.6215	11/0108-11/30	12/01/08	027
3000163	B342041-028	433.44	856100.6215	11/0108-11/30	12/01/08	028
3000163	B342041-029	1485.12	864100.6215	11/0108-11/30	12/01/08	029
3000163	B342041-030	438.98	864100.6215	11/0108-11/30	12/01/08	030
3000163	B342041-031	25983.99	853100.6215	11/0108-11/30	12/01/08	031
3000163	B342041-032	1318.21	853100.6215	11/0108-11/30	12/01/08	032
3000163	B342041-033	1040.51	853100.6215	11/0108-11/30	12/01/08	033
3000163	B342041-034	984.81	853100.6215	11/0108-11/30	12/01/08	034
3000163	B342041-035	1214.36	855100.6215	11/0108-11/30	12/01/08	035
3000163	B342041-036	2974.58	855100.6215	11/0108-11/30	12/01/08	036
3000163	B342041-037	6028.52	855100.6215	11/0108-11/30	12/01/08	037
3000163	B342041-038	588.38	855100.6215	11/0108-11/30	12/01/08	038
3000163	B342041-039	16308.60	900100.6215	11/0108-11/30	12/01/08	039
3000163	B342041-040	10389.38	900105.6215	11/0108-11/30	12/01/08	040
3000163	B342041-041	390.39	850100.6215	11/0108-11/30	12/01/08	041
3000163	B342041-042	7979.87	855100.6215	11/0108-11/30	12/01/08	042
3000163	B342041-043	130.24	855100.6215	11/0108-11/30	12/01/08	043
3000163	B342041-044	1952.13	900164.6215	11/0108-11/30	12/01/08	044
3000163	B342041-045	457.79	855100.6215	11/0108-11/30	12/01/08	045
3000163	B342041-046	0.00	855100.6215	11/0108-11/30	12/01/08	046
3000163	B342041-047	589.02	855100.6215	11/0108-11/30	12/01/08	047
3000163	B342041-048	412.51	855100.6215	11/0108-11/30	12/01/08	048
3000163	B342041-049	480.91	855100.6215	11/0108-11/30	12/01/08	049
3000163	B342041-050	2655.03	853100.6215	11/0108-11/30	12/01/08	050
3000163	B342041-051	1896.66	865100.6215	11/0108-11/30	12/01/08	051
3000163	B342041-052	3423.93	868100.6215	11/0108-11/30	12/01/08	052
3000163	B342041-053	2678.85	860100.6215	11/0108-11/30	12/01/08	053
3000163	B342041-054	1361.84	863100.6215	11/0108-11/30	12/01/08	054
3000163	B342041-055	3113.29	850100.6220	11/0108-11/30	12/01/08	055
3000163	B342041-056	57.65	856100.6220	11/0108-11/30	12/01/08	056
3000163	B342041-057	88.48	868100.6220	11/0108-11/30	12/01/08	057
3000163	B342041-058	480.81	861100.6220	11/0108-11/30	12/01/08	058
3000163	B342041-059	606.03	861100.6220	11/0108-11/30	12/01/08	059
3000163	B342041-060	534.95	858100.6220	11/0108-11/30	12/01/08	060
3000163	B342041-061	5.25	859100.6220	11/0108-11/30	12/01/08	061
3000163	B342041-062	485.65	856100.6220	11/0108-11/30	12/01/08	062
3000163	B342041-063	10.50	856100.6220	11/0108-11/30	12/01/08	063
3000163	B342041-064	103.58	856100.6220	11/0108-11/30	12/01/08	064
3000163	B342041-065	1238.65	859100.6220	11/0108-11/30	12/01/08	065
3000163	B342041-066	5.25	858100.6220	11/0108-11/30	12/01/08	066
3000163	B342041-067	15.75	858100.6220	11/0108-11/30	12/01/08	067
3000163	B342041-068	15.75	858100.6220	11/0108-11/30	12/01/08	068
3000163	B342041-069	620.43	863100.6220	11/0108-11/30	12/01/08	069
3000163	B342041-070	10.50	857100.6220	11/0108-11/30	12/01/08	070
3000163	B342041-071	1112.27	351100.6220	11/0108-11/30	12/01/08	071
3000163	B342041-072	0.00	855100.6220	11/0108-11/30	12/01/08	072
3000163	B342041-073	45.58	855100.6220	11/0108-11/30	12/01/08	073
3000163	B342041-074	15.75	862100.6220	11/0108-11/30	12/01/08	074
3000163	B342041-075	944.74	865100.6220	11/0108-11/30	12/01/08	075
3000163	B342041-076	110.39	855100.6220	11/0108-11/30	12/01/08	076
3000163	B342041-077	5.25	855100.6220	11/0108-11/30	12/01/08	077
3000163	B342041-078	15.75	855100.6220	11/0108-11/30	12/01/08	078

GE CAPITAL FLEET INVOICE

3000163	B342041-079	1609.37	884100.8220	11/0108-11/30	120108	079
3000163	B342041-080	436.86	864100.8220	11/0108-11/30	120108	080
3000163	B342041-081	281.63	855100.8220	11/0108-11/30	120108	081
3000163	B342041-082	525.51	855100.8220	11/0108-11/30	120108	082
3000163	B342041-083	191.06	884100.8220	11/0108-11/30	120108	083
3000163	B342041-084	223.81	884100.8220	11/0108-11/30	120108	084
3000163	B342041-085	11806.72	853100.8220	11/0108-11/30	120108	085
3000163	B342041-086	87.28	853100.8220	11/0108-11/30	120108	086
3000163	B342041-087	258.36	853100.8220	11/0108-11/30	120108	087
3000163	B342041-088	1379.45	853100.8220	11/0108-11/30	120108	088
3000163	B342041-089	1248.45	855100.8220	11/0108-11/30	120108	089
3000163	B342041-090	569.31	855100.8220	11/0108-11/30	120108	090
3000163	B342041-091	2910.16	855100.8220	11/0108-11/30	120108	091
3000163	B342041-092	235.71	855100.8220	11/0108-11/30	120108	092
3000163	B342041-093	239.25	900100.8220	11/0108-11/30	120108	093
3000163	B342041-094	8.00	900100.8220	11/0108-11/30	120108	094
3000163	B342041-095	-257.00	850100.8220	11/0108-11/30	120108	095
3000163	B342041-096	4204.33	855100.8220	11/0108-11/30	120108	096
3000163	B342041-097	10.50	855100.8220	11/0108-11/30	120108	097
3000163	B342041-098	9.25	900100.8220	11/0108-11/30	120108	098
3000163	B342041-099	57.47	855100.8220	11/0108-11/30	120108	099
3000163	B342041-100	0.90	866100.8220	11/0108-11/30	120108	100
3000163	B342041-101	775.14	855100.8220	11/0108-11/30	120108	101
3000163	B342041-102	10.50	855100.8220	11/0108-11/30	120108	102
3000163	B342041-103	751.49	855100.8220	11/0108-11/30	120108	103
3000163	B342041-104	87.11	853100.8220	11/0108-11/30	120108	104
3000163	B342041-105	779.67	886100.8220	11/0108-11/30	120108	105
3000163	B342041-106	1005.62	866100.8220	11/0108-11/30	120108	106
3000163	B342041-107	168.23	860100.8220	11/0108-11/30	120108	107
3000163	B342041-108	592.05	883100.8220	11/0108-11/30	120108	108

175151.95 Total
0.00 Check

Document Number	Doc Type	Doc Co	Invoice Date	G/L Date	Due Date	Gross Amount	Invoice Number	Co
118049	PV	00850	12/1/2008	12/3/2008	12/6/2008	7,175.66	B342041-001	00850
118050	PV	00866	12/1/2008	12/3/2008	12/6/2008	1,041.53	B342041-002	00866
118051	PV	00866	12/1/2008	12/3/2008	12/6/2008	2,013.18	B342041-003	00866
118052	PV	00861	12/1/2008	12/3/2008	12/6/2008	2,836.94	B342041-004	00861
118053	PV	00861	12/1/2008	12/3/2008	12/6/2008	1,247.65	B342041-005	00861
118054	PV	00856	12/1/2008	12/3/2008	12/6/2008	937.13	B342041-006	00856
118055	PV	00859	12/1/2008	12/3/2008	12/6/2008	2.00	B342041-007	00859
118056	PV	00856	12/1/2008	12/3/2008	12/6/2008	329.75	B342041-008	00856
118057	PV	00856	12/1/2008	12/3/2008	12/6/2008	240.45	B342041-009	00856
118058	PV	00856	12/1/2008	12/3/2008	12/6/2008	1,145.11	B342041-010	00856
118059	PV	00859	12/1/2008	12/3/2008	12/6/2008	2,212.12	B342041-011	00859
118060	PV	00858	12/1/2008	12/3/2008	12/6/2008	198.03	B342041-012	00858
118061	PV	00858	12/1/2008	12/3/2008	12/6/2008	638.64	B342041-013	00858
118062	PV	00858	12/1/2008	12/3/2008	12/6/2008	1,264.51	B342041-014	00858
118063	PV	00863	12/1/2008	12/3/2008	12/6/2008	2,213.82	B342041-015	00863
118064	PV	00857	12/1/2008	12/3/2008	12/6/2008	438.75	B342041-016	00857
118065	PV	00851	12/1/2008	12/3/2008	12/6/2008	3,113.93	B342041-017	00851
118066	PV		12/1/2008	12/3/2008	12/6/2008	434.28	B342041-019	00855
118067	PV	00862	12/1/2008	12/3/2008	12/6/2008	6.00	B342041-020	00862
118068	PV	00855	12/1/2008	12/3/2008	12/6/2008	432.61	B342041-021	00855
118069	PV	00855	12/1/2008	12/3/2008	12/6/2008	1,261.25	B342041-022	00855
118070	PV	00855	12/1/2008	12/3/2008	12/6/2008	103.35	B342041-023	00855
118071	PV	00855	12/1/2008	12/3/2008	12/6/2008	627.82	B342041-024	00855
118072	PV	00864	12/1/2008	12/3/2008	12/6/2008	8,600.45	B342041-025	00864
118073	PV	00864	12/1/2008	12/3/2008	12/6/2008	2,782.57	B342041-026	00864
118074	PV		12/1/2008	12/3/2008	12/6/2008	532.46	B342041-027	00855
118075	PV		12/1/2008	12/3/2008	12/6/2008	433.44	B342041-028	00855
118076	PV	00864	12/1/2008	12/3/2008	12/6/2008	1,465.12	B342041-029	00864
118077	PV	00864	12/1/2008	12/3/2008	12/6/2008	438.98	B342041-030	00864
118078	PV	00853	12/1/2008	12/3/2008	12/6/2008	25,963.99	B342041-031	00853
118079	PV	00853	12/1/2008	12/3/2008	12/6/2008	1,318.21	B342041-032	00853
118080	PV	00853	12/1/2008	12/3/2008	12/6/2008	1,040.51	B342041-033	00853
118081	PV	00853	12/1/2008	12/3/2008	12/6/2008	964.81	B342041-034	00853
118082	PV	00855	12/1/2008	12/3/2008	12/6/2008	1,214.36	B342041-035	00855
118083	PV	00855	12/1/2008	12/3/2008	12/6/2008	2,974.56	B342041-036	00855
118084	PV	00855	12/1/2008	12/3/2008	12/6/2008	6,028.52	B342041-037	00855
118085	PV	00855	12/1/2008	12/3/2008	12/6/2008	586.36	B342041-038	00855
118086	PV	00900	12/1/2008	12/3/2008	12/6/2008	16,308.66	B342041-039	00900
118087	PV	00900	12/1/2008	12/3/2008	12/6/2008	10,389.39	B342041-040	00900
118088	PV	00850	12/1/2008	12/3/2008	12/6/2008	390.39	B342041-041	00850
118089	PV	00855	12/1/2008	12/3/2008	12/6/2008	7,979.87	B342041-042	00855
118090	PV	00855	12/1/2008	12/3/2008	12/6/2008	130.24	B342041-043	00855
118091	PV	00900	12/1/2008	12/3/2008	12/6/2008	1,952.13	B342041-044	00900
118092	PV	00855	12/1/2008	12/3/2008	12/6/2008	457.79	B342041-045	00855
118093	PV	00855	12/1/2008	12/3/2008	12/6/2008	589.02	B342041-047	00855
118094	PV	00855	12/1/2008	12/3/2008	12/6/2008	412.51	B342041-048	00855
118095	PV	00855	12/1/2008	12/3/2008	12/6/2008	480.91	B342041-049	00855
118096	PV	00853	12/1/2008	12/3/2008	12/6/2008	2,855.63	B342041-050	00853
118097	PV	00865	12/1/2008	12/3/2008	12/6/2008	1,896.66	B342041-051	00865
118098	PV	00866	12/1/2008	12/3/2008	12/6/2008	3,423.93	B342041-052	00866
118099	PV	00860	12/1/2008	12/3/2008	12/6/2008	2,578.85	B342041-053	00860
118100	PV	00863	12/1/2008	12/3/2008	12/6/2008	1,361.64	B342041-054	00863
118101	PV	00850	12/1/2008	12/3/2008	12/6/2008	3,113.29	B342041-055	00850
118102	PV	00866	12/1/2008	12/3/2008	12/6/2008	57.65	B342041-056	00866
118103	PV	00866	12/1/2008	12/3/2008	12/6/2008	86.46	B342041-057	00866

118104 PV	00861	12/1/2008	12/3/2008	12/6/2008	480.61	B342041-058	00861
118105 PV	00861	12/1/2008	12/3/2008	12/6/2008	505.03	B342041-059	00861
118106 PV	00856	12/1/2008	12/3/2008	12/6/2008	534.95	B342041-060	00856
118107 PV	00859	12/1/2008	12/3/2008	12/6/2008	5.25	B342041-061	00859
118108 PV	00856	12/1/2008	12/3/2008	12/6/2008	465.85	B342041-062	00856
118109 PV	00856	12/1/2008	12/3/2008	12/6/2008	10.50	B342041-063	00856
118110 PV	00856	12/1/2008	12/3/2008	12/6/2008	103.56	B342041-064	00856
118111 PV	00859	12/1/2008	12/3/2008	12/6/2008	1,238.65	B342041-065	00859
118112 PV	00858	12/1/2008	12/3/2008	12/6/2008	5.25	B342041-066	00858
118113 PV	00858	12/1/2008	12/3/2008	12/6/2008	15.75	B342041-067	00858
118114 PV	00858	12/1/2008	12/3/2008	12/6/2008	15.75	B342041-068	00858
118115 PV	00863	12/1/2008	12/3/2008	12/6/2008	620.43	B342041-069	00863
118116 PV	00857	12/1/2008	12/3/2008	12/6/2008	10.50	B342041-070	00857
118117 PV	00851	12/1/2008	12/3/2008	12/6/2008	1,112.27	B342041-071	00851
118118 PV	00855	12/1/2008	12/3/2008	12/6/2008	45.58	B342041-073	00855
118119 PV	00862	12/1/2008	12/3/2008	12/6/2008	15.75	B342041-074	00862
118120 PV	00865	12/1/2008	12/3/2008	12/6/2008	944.74	B342041-075	00855
118121 PV	00855	12/1/2008	12/3/2008	12/6/2008	110.39	B342041-076	00855
118122 PV	00855	12/1/2008	12/3/2008	12/6/2008	5.25	B342041-077	00855
118123 PV	00855	12/1/2008	12/3/2008	12/6/2008	15.75	B342041-078	00855
118124 PV	00864	12/1/2008	12/3/2008	12/6/2008	1,609.37	B342041-079	00864
118125 PV	00864	12/1/2008	12/3/2008	12/6/2008	436.66	B342041-080	00864
118126 PV	00855	12/1/2008	12/3/2008	12/6/2008	281.63	B342041-081	00855
118127 PV	00855	12/1/2008	12/3/2008	12/6/2008	525.61	B342041-082	00855
118128 PV	00864	12/1/2008	12/3/2008	12/6/2008	191.06	B342041-083	00864
118129 PV	00864	12/1/2008	12/3/2008	12/6/2008	223.91	B342041-084	00864
118130 PV	00853	12/1/2008	12/3/2008	12/6/2008	11,806.72	B342041-085	00853
118131 PV	00853	12/1/2008	12/3/2008	12/6/2008	67.26	B342041-086	00853
118132 PV	00853	12/1/2008	12/3/2008	12/6/2008	258.36	B342041-087	00853
118133 PV	00853	12/1/2008	12/3/2008	12/6/2008	1,379.45	B342041-088	00853
118134 PV	00855	12/1/2008	12/3/2008	12/6/2008	1,248.45	B342041-089	00855
118135 PV	00855	12/1/2008	12/3/2008	12/6/2008	569.31	B342041-090	00855
118136 PV	00855	12/1/2008	12/3/2008	12/6/2008	2,910.16	B342041-091	00855
118137 PV	00855	12/1/2008	12/3/2008	12/6/2008	235.71	B342041-092	00855
118138 PV	00900	12/1/2008	12/3/2008	12/6/2008	239.25	B342041-093	00900
118139 PV	00900	12/1/2008	12/3/2008	12/6/2008	8.00	B342041-094	00900
118140 PD	00850	12/1/2008	12/3/2008	12/3/2008	(257.00)	B342041-095	00850
118141 PV	00855	12/1/2008	12/3/2008	12/6/2008	4,204.33	B342041-096	00855
118142 PV	00855	12/1/2008	12/3/2008	12/6/2008	10.50	B342041-097	00855
118143 PV	00900	12/1/2008	12/3/2008	12/6/2008	9.25	B342041-098	00900
118144 PV	00855	12/1/2008	12/3/2008	12/6/2008	57.47	B342041-099	00855
118145 PV	00855	12/1/2008	12/3/2008	12/6/2008	775.14	B342041-101	00855
118146 PV	00855	12/1/2008	12/3/2008	12/6/2008	10.50	B342041-102	00855
118147 PV	00855	12/1/2008	12/3/2008	12/6/2008	751.49	B342041-103	00855
118148 PV	00853	12/1/2008	12/3/2008	12/6/2008	67.11	B342041-104	00853
118149 PV	00865	12/1/2008	12/3/2008	12/6/2008	779.67	B342041-105	00865
118150 PV	00866	12/1/2008	12/3/2008	12/6/2008	1,006.62	B342041-106	00866
118151 PV	00860	12/1/2008	12/3/2008	12/6/2008	168.23	B342041-107	00860
118152 PV	00863	12/1/2008	12/3/2008	12/6/2008	592.05	B342041-108	00863

175,151.95

V3000163 DATE 12/03/08		INVOICE #9208120308				
			Fuel Card	MPG		
135100	7113.66	2971.54	62.00	141.75	203.75	10,085.20
450100	1035.53	41.90	6.00	15.75	21.75	1,077.43
451100	1995.19	44.46	18.00	42.00	60.00	2,039.64
356100	2808.94	407.11	28.00	73.50	101.50	3,216.05
357100	1233.65	473.53	14.00	31.50	45.50	1,707.18
285100	927.13	508.70	10.00	28.25	36.25	1,435.83
332100			2.00	5.25	7.25	0.00
288100	327.75	480.80	2.00	5.25	7.25	788.35
243100	236.45		4.00	10.50	14.50	236.45
288100	1135.11	77.31	10.00	26.25	36.25	1,212.42
333100	2192.12	1188.15	20.00	52.50	72.50	3,378.27
					0.00	0.00
315100	196.03		2.00	5.25	7.25	196.03
316100	632.64		6.00	15.75	21.75	632.64
317100	1256.51		8.00	15.75	23.75	1,256.51
385100	2195.82	573.18	18.00	47.25	65.25	2,769.00
300100	434.75		4.00	10.50	14.50	434.75
150100	3079.93	1033.52	34.00	78.75	112.75	4,113.45
310099					0.00	0.00
350110	432.28	40.33	2.00	5.25	7.25	472.61
370100			6.00	15.75	21.75	0.00
244100	426.61	934.24	6.00	10.50	18.50	1,360.85
245100	1247.25	73.84	14.00	36.75	50.75	1,320.89
246100	99.36		4.00	5.25	9.25	99.35
247100	619.82		8.00	15.75	23.75	619.82
400100	8534.45	1448.62	66.00	162.75	228.75	9,981.07
401100	2758.57	388.41	26.00	68.25	94.25	3,124.98
248100	528.46	271.13	4.00	10.50	14.50	799.58
249100	423.44	504.61	10.00	21.00	31.00	928.05
403100	1457.12	170.68	8.00	21.00	29.00	1,627.18
406100	430.98	202.91	8.00	21.00	29.00	633.89
182100	25787.99	11380.47	196.00	446.25	642.25	37,128.48
183100	1308.21	41.01	10.00	26.25	36.25	1,349.22
187100	1036.51	247.86	4.00	10.50	14.50	1,284.37
188100	954.81	1358.45	10.00	21.00	31.00	2,313.26
250100	1188.36	1211.79	16.00	36.75	52.75	2,410.06
20251100	2954.56	522.06	20.00	47.25	67.25	3,476.62
252109	5974.52	2768.41	54.00	141.75	196.75	8,742.93
253100	580.36	225.21	6.00	10.50	16.50	805.57
900100	18202.66		106.00	239.25	345.25	16,202.66
900105	10381.39		8.00	8.00	16.00	10,381.39
102100	382.39	-278.00	8.00	21.00	29.00	104.39
255100	7913.67	4034.33	68.00	170.00	236.00	11,948.20
258100	124.24		6.00	10.50	16.50	124.24
900164	1946.13		6.00	9.25	15.25	1,946.13
258100	449.79	41.72	8.00	15.75	23.75	491.51
259100					0.00	0.00
260100	587.02	789.89	2.00	5.25	7.25	1,356.91
261100	408.51		4.00	10.50	14.50	408.51
262100	476.91	746.24	4.00	5.25	9.25	1,223.15
189100	2845.63	46.11	10.00	21.00	31.00	2,891.74
425100	1880.66	737.67	16.00	42.00	58.00	2,618.33
453100	3385.93	906.87	38.00	99.75	137.75	4,292.80
345100	2550.85	94.73	28.00	73.50	101.50	2,645.58
386100	1351.84	565.80	10.00	28.25	36.25	1,917.44
			1046.00	2496.00	3541.00	

171610.95

3541.00

175,151.95

December

3000163

1999

Batch 43861

Doc 124551-124650



GE Fleet Services

SERVICES BILLING INVOICE ORIGINAL INVOICE
FOR PERIOD ENDING 12/31/2008

UTILITIES INC.
FLEET DEPARTMENT 8208
UTILITIES INC.
2335 SANDERS ROAD
NORTHBROOK
FLEET

IL 60062
8208 UTILITIES INC.

INVOICE S623181
DATE 01/01/2009
PAGE 1

TYPE

AMOUNT

ELECTRONIC FUEL CARD PROGRAM
TOTAL SERVICE, REPAIR AND FEES

\$ 110,878.44
49,825.35

PAYABLE BY 01/10/2009
INVOICE #S623181
RETURN REMITTANCE COPY WITH PAYMENT TO:

TOTAL AMOUNT DUE \rightarrow \$ 160,703.79

GE FLEET SERVICES
PO BOX 100368
ATLANTA GA 30384-0368
REFER QUESTIONS TO: BILLING (866)874-9186 CREDIT (866)874-9186

Total \$ 160,703.79
3,547.50
\$ 164,251.29

72578

DEC 31 2008

NOTE: GE retains the benefit of sales and other tax credits and receives and retains rebates, discounts and other monies from OEMs, suppliers and third parties with respect to vehicles, goods and services. Interim rent does not affect book value. Customer should review this invoice and notify GE of errors within 30 days. The exclusive remedy will be adjustments in Customer's account. GE does not provide legal, tax or accounting advice (which Customer should seek from their own advisors).

SVINV

3000163

INVOICE

ORIGINAL

**GE Fleet Services**

DATE 01/01/2009

PAYMENT DUE UPON RECEIPT

UTILITIES INC.
 FLEET DEPARTMENT 8208
 UTILITIES INC.
 2335 SANDERS ROAD
 NORTHBROOK IL 60062

FLEET 8208 UTILITIES INC.

TYPE	PERIOD	INVOICE NUMBER	AMOUNT
RENTAL	01/01/09 TO 01/31/09	B381406	2,487.50
MTC MGMT			1,046.00
FUELCARD			34.00
24 HR MM			
TOTAL			3,547.50

TOTAL DUE

3,547.50

RETURN ONE COPY WITH REMITTANCE TO
 GE FLEET SERVICES
 PO BOX 100363
 ATLANTA GA 30384-0363

DIRECT INQUIRIES TO CUSTOMER SVC 866-874-9186

3099

NOTE: GE retains the benefit of sales and other tax credits and receives and retains discounts and other monies from OEMs, suppliers and third parties with respect to vehicles, goods and services. Interim rent does not affect book value. Customer should review this invoice and notify GE of errors within 30 days. The exclusive remedy will be adjustments in Customer's account. GE does not provide legal, tax or accounting advice (which Customer should seek from their own advisors).

















V3000163 DATE 12/30/08		INVOICE #8208123008				
	Fuel	Maintenance	Flt	MGT		Fuel
135100	6578.30	4329.12	58.00	131.25	189.25	10,907.42
450100	839.55		8.00	21.00	29.00	939.55
451100	1329.81	541.11	16.00	36.75	52.75	1,870.92
356100	2366.19	2434.11	28.00	73.50	101.50	4,800.30
357100	1077.23	583.60	12.00	31.50	43.50	1,660.83
285100	466.05		4.00	10.50	14.50	466.05
332100	483.04	41.39	4.00	10.50	14.50	524.43
288100	243.75		2.00	5.25	7.25	243.75
243100	161.34		8.00	21.00	29.00	161.34
288100	1177.30	90.94	10.00	26.25	36.25	1,268.24
333100	1763.37	178.95	18.00	47.25	65.25	1,942.32
					0.00	0.00
315100					0.00	0.00
316100	398.56	255.39	4.00	10.50	14.50	653.97
317100	1191.59	68.88	12.00	26.25	38.25	1,260.47
365100	1674.39	124.07	14.00	36.75	50.75	1,798.48
300100	300.65	230.53	4.00	10.50	14.50	531.18
150100	2955.20	1810.81	40.00	94.50	134.50	4,595.81
310099					0.00	0.00
350110					0.00	0.00
370100			5.00	15.75	21.75	0.00
244100	326.06		6.00	10.50	16.50	326.06
245100	1043.02	291.82	16.00	36.75	52.75	1,334.84
246100	66.31		4.00	5.25	9.25	66.31
247100	697.46	946.28	8.00	15.75	23.75	1,543.69
400100	8082.48	3484.71	68.00	168.00	236.00	11,587.17
401100	2088.96	3686.08	28.00	73.50	101.50	5,735.02
248100	290.65		4.00	10.50	14.50	290.65
249100	683.65	198.90	10.00	21.00	31.00	882.55
403100	1122.81	1784.83	8.00	21.00	29.00	2,887.64
406100	556.75	1448.29	8.00	21.00	29.00	2,005.04
182100	22328.81	10079.15	202.00	462.00	664.00	32,407.96
183100	839.59	258.96	8.00	21.00	29.00	1,098.55
187100	764.05	505.19	4.00	10.50	14.50	1,269.21
188100	843.61		10.00	21.00	31.00	843.61
250100	1136.99	1241.02	16.00	36.75	52.75	2,378.01
20251100	2216.22	1971.42	22.00	52.50	74.50	4,187.64
252109	4571.93	1893.30	54.00	141.75	195.75	6,465.23
253100	622.17	104.18	6.00	10.50	16.50	626.35
900100	10616.88	-846.93	104.00	234.00	338.00	9,769.95
900105	10985.54		8.00	8.00	16.00	10,985.54
102100	336.31		8.00	21.00	29.00	336.31
255100	5883.16	1558.20	70.00	187.00	257.00	7,441.36
258100	164.05	1190.81	2.00		2.00	1,384.86
900164	1859.87		2.00	2.00	4.00	1,859.87
258100	685.40	526.66	10.00	17.75	27.75	1,191.08
259100					0.00	0.00
260100	561.01		2.00	5.25	7.25	561.01
261100	275.00		4.00	10.50	14.50	275.00
262100	523.87	109.63	4.00	5.25	9.25	633.50
189100	840.47	1287.17	8.00	15.75	23.75	2,127.64
425100	1356.69	668.79	18.00	47.25	65.25	2,025.47
453100	2722.74	1952.18	36.00	94.50	130.50	4,674.92
345100	1788.82	4886.49	30.00	78.75	108.75	6,675.31
386100	1070.80	150.62	10.00	26.25	36.25	1,221.42
TOTAL	110616.88	111486.93	1046.00	2683.50	3547.50	160703.79

160703.79

3547.50

184,251.29

Document Number	Doc Type	Doc Co	Invoice Date	G/L Date	Due Date	Gross Amount	Invoice Number	Co
124551	PV	00850	12/31/2008	12/31/2008	1/5/2009	6,636.30	S623181-001	00850
124552	PV	00866	12/31/2008	12/31/2008	1/5/2009	947.55	S623181-002	00866
124553	PV	00866	12/31/2008	12/31/2008	1/5/2009	1,345.81	S623181-003	00866
124554	PV	00861	12/31/2008	12/31/2008	1/5/2009	2,394.19	S623181-004	00861
124555	PV	00861	12/31/2008	12/31/2008	1/5/2009	1,089.23	S623181-005	00861
124556	PV	00856	12/31/2008	12/31/2008	1/5/2009	470.05	S623181-006	00856
124557	PV	00859	12/31/2008	12/31/2008	1/5/2009	487.04	S623181-007	00859
124558	PV	00856	12/31/2008	12/31/2008	1/5/2009	245.75	S623181-008	00856
124559	PV	00856	12/31/2008	12/31/2008	1/5/2009	169.34	S623181-009	00856
124560	PV	00856	12/31/2008	12/31/2008	1/5/2009	1,187.30	S623181-010	00856
124561	PV	00859	12/31/2008	12/31/2008	1/5/2009	1,781.37	S623181-011	00859
124562	PV	00858	12/31/2008	12/31/2008	1/5/2009	402.58	S623181-013	00858
124563	PV	00858	12/31/2008	12/31/2008	1/5/2009	1,203.59	S623181-014	00858
124564	PV	00863	12/31/2008	12/31/2008	1/5/2009	1,688.39	S623181-015	00863
124565	PV	00857	12/31/2008	12/31/2008	1/5/2009	304.65	S623181-016	00857
124566	PV	00851	12/31/2008	12/31/2008	1/5/2009	3,025.20	S623181-017	00851
124567	PV	00862	12/31/2008	12/31/2008	1/5/2009	6.00	S623181-020	00862
124568	PV	00855	12/31/2008	12/31/2008	1/5/2009	332.06	S623181-021	00855
124569	PV	00855	12/31/2008	12/31/2008	1/5/2009	1,059.02	S623181-022	00855
124570	PV	00855	12/31/2008	12/31/2008	1/5/2009	70.31	S623181-023	00855
124571	PV	00855	12/31/2008	12/31/2008	1/5/2009	605.46	S623181-024	00855
124572	PV	00864	12/31/2008	12/31/2008	1/5/2009	8,150.46	S623181-025	00864
124573	PV	00864	12/31/2008	12/31/2008	1/5/2009	2,096.96	S623181-026	00864
124574	PV	00855	12/31/2008	12/31/2008	1/5/2009	294.65	S623181-027	00855
124575	PV	00855	12/31/2008	12/31/2008	1/5/2009	693.65	S623181-028	00855
124576	PV	00864	12/31/2008	12/31/2008	1/5/2009	1,130.81	S623181-029	00864
124577	PV	00864	12/31/2008	12/31/2008	1/5/2009	564.75	S623181-030	00864
124578	PV	00853	12/31/2008	12/31/2008	1/5/2009	22,530.81	S623181-031	00853
124579	PV	00853	12/31/2008	12/31/2008	1/5/2009	847.59	S623181-032	00853
124580	PV	00853	12/31/2008	12/31/2008	1/5/2009	768.05	S623181-033	00853
124581	PV	00853	12/31/2008	12/31/2008	1/5/2009	853.61	S623181-034	00853
124582	PV	00855	12/31/2008	12/31/2008	1/5/2009	1,152.99	S623181-035	00855
124583	PV	00855	12/31/2008	12/31/2008	1/5/2009	2,238.22	S623181-036	00855
124584	PV	00855	12/31/2008	12/31/2008	1/5/2009	4,625.93	S623181-037	00855
124585	PV	00855	12/31/2008	12/31/2008	1/5/2009	528.17	S623181-038	00855
124586	PV	00900	12/31/2008	12/31/2008	1/5/2009	10,720.88	S623181-039	00900
124587	PV	00900	12/31/2008	12/31/2008	1/5/2009	10,993.54	S623181-040	00900
124588	PV	00850	12/31/2008	12/31/2008	1/5/2009	344.31	S623181-041	00850
124589	PV	00855	12/31/2008	12/31/2008	1/5/2009	5,953.16	S623181-042	00855
124590	PV	00855	12/31/2008	12/31/2008	1/5/2009	196.05	S623181-043	00855
124591	PV	00900	12/31/2008	12/31/2008	1/5/2009	1,861.87	S623181-044	00900
124592	PV	00855	12/31/2008	12/31/2008	1/5/2009	675.40	S623181-045	00855
124593	PV	00855	12/31/2008	12/31/2008	1/5/2009	563.01	S623181-047	00855
124594	PV	00855	12/31/2008	12/31/2008	1/5/2009	279.00	S623181-048	00855
124595	PV	00855	12/31/2008	12/31/2008	1/5/2009	527.87	S623181-049	00855
124596	PV	00853	12/31/2008	12/31/2008	1/5/2009	848.47	S623181-050	00853
124597	PV	00865	12/31/2008	12/31/2008	1/5/2009	1,374.68	S623181-051	00865
124598	PV	00866	12/31/2008	12/31/2008	1/5/2009	2,758.74	S623181-052	00866
124599	PV	00860	12/31/2008	12/31/2008	1/5/2009	1,818.82	S623181-053	00860
124600	PV	00863	12/31/2008	12/31/2008	1/5/2009	1,080.80	S623181-054	00863
124601	PV	00850	12/31/2008	12/31/2008	1/5/2009	4,460.37	S623181-055	00850
124602	PV	00866	12/31/2008	12/31/2008	1/5/2009	21.00	S623181-056	00866
124603	PV	00866	12/31/2008	12/31/2008	1/5/2009	577.86	S623181-057	00866
124604	PV	00861	12/31/2008	12/31/2008	1/5/2009	2,507.61	S623181-058	00861
124605	PV	00861	12/31/2008	12/31/2008	1/5/2009	615.10	S623181-059	00861

124606 PV	00856	12/31/2008	12/31/2008	1/5/2009	10.50	S623181-060	00856
124607 PV	00859	12/31/2008	12/31/2008	1/5/2009	51.89	S623181-061	00859
124608 PV	00856	12/31/2008	12/31/2008	1/5/2009	5.25	S623181-062	00856
124609 PV	00856	12/31/2008	12/31/2008	1/5/2009	21.00	S623181-063	00856
124610 PV	00856	12/31/2008	12/31/2008	1/5/2009	117.19	S623181-064	00856
124611 PV	00859	12/31/2008	12/31/2008	1/5/2009	226.20	S623181-065	00859
124612 PV	00858	12/31/2008	12/31/2008	1/5/2009	265.89	S623181-067	00858
124613 PV	00858	12/31/2008	12/31/2008	1/5/2009	95.13	S623181-068	00858
124614 PV	00863	12/31/2008	12/31/2008	1/5/2009	160.82	S623181-069	00863
124615 PV	00857	12/31/2008	12/31/2008	1/5/2009	241.03	S623181-070	00857
124616 PV	00851	12/31/2008	12/31/2008	1/5/2009	1,705.11	S623181-071	00851
124617 PV	00862	12/31/2008	12/31/2008	1/5/2009	15.75	S623181-074	00862
124618 PV		12/31/2008	12/31/2008	1/5/2009	10.50	S623181-075	00855
124619 PV		12/31/2008	12/31/2008	1/5/2009	328.57	S623181-076	00855
124620 PV		12/31/2008	12/31/2008	1/5/2009	5.25	S623181-077	00855
124621 PV		12/31/2008	12/31/2008	1/5/2009	961.98	S623181-078	00855
124622 PV	00864	12/31/2008	12/31/2008	1/5/2009	3,652.71	S623181-079	00864
124623 PV	00864	12/31/2008	12/31/2008	1/5/2009	3,739.56	S623181-080	00864
124624 PV		12/31/2008	12/31/2008	1/5/2009	10.50	S623181-081	00855
124625 PV		12/31/2008	12/31/2008	1/5/2009	219.90	S623181-082	00855
124626 PV	00864	12/31/2008	12/31/2008	1/5/2009	1,785.83	S623181-083	00864
124627 PV	00864	12/31/2008	12/31/2008	1/5/2009	1,469.29	S623181-084	00864
124628 PV	00853	12/31/2008	12/31/2008	1/5/2009	10,541.15	S623181-085	00853
124629 PV	00853	12/31/2008	12/31/2008	1/5/2009	279.96	S623181-086	00853
124630 PV	00853	12/31/2008	12/31/2008	1/5/2009	515.66	S623181-087	00853
124631 PV	00853	12/31/2008	12/31/2008	1/5/2009	21.00	S623181-088	00853
124632 PV		12/31/2008	12/31/2008	1/5/2009	1,277.77	S623181-089	00855
124633 PV		12/31/2008	12/31/2008	1/5/2009	2,023.92	S623181-090	00855
124634 PV		12/31/2008	12/31/2008	1/5/2009	2,035.05	S623181-091	00855
124635 PV		12/31/2008	12/31/2008	1/5/2009	114.68	S623181-092	00855
124636 PD	00900	12/31/2008	12/31/2008	12/31/2008	(612.93)	S623181-093	00900
124637 PV	00900	12/31/2008	12/31/2008	1/5/2009	8.00	S623181-094	00900
124638 PV	00850	12/31/2008	12/31/2008	1/5/2009	21.00	S623181-095	00850
124639 PV		12/31/2008	12/31/2008	1/5/2009	1,745.20	S623181-096	00855
124640 PV		12/31/2008	12/31/2008	1/5/2009	1,190.81	S623181-097	00855
124641 PV	00900	12/31/2008	12/31/2008	1/5/2009	2.00	S623181-098	00900
124642 PV		12/31/2008	12/31/2008	1/5/2009	543.41	S623181-099	00855
124643 PV		12/31/2008	12/31/2008	1/5/2009	5.25	S623181-101	00855
124644 PV		12/31/2008	12/31/2008	1/5/2009	10.50	S623181-102	00855
124645 PV		12/31/2008	12/31/2008	1/5/2009	114.88	S623181-103	00855
124646 PV	00853	12/31/2008	12/31/2008	1/5/2009	1,302.92	S623181-104	00853
124647 PV	00865	12/31/2008	12/31/2008	1/5/2009	716.04	S623181-105	00865
124648 PV	00866	12/31/2008	12/31/2008	1/5/2009	2,046.68	S623181-106	00866
124649 PV	00860	12/31/2008	12/31/2008	1/5/2009	4,965.24	S623181-107	00860
124650 PV	00863	12/31/2008	12/31/2008	1/5/2009	176.87	S623181-108	00863

164,251.29

V3000163 DATE 12/30/08		INVOICE #8208129008					
	Fuel				total	Fuel	
135100	6578.30	4329.12	58.00	131.25	189.25	10,907.42	
450100	939.55		8.00	21.00	29.00	939.55	
451100	1329.81	541.11	16.00	36.75	52.75	1,870.92	
356100	2366.19	2434.11	28.00	79.50	101.50	4,800.30	
357100	1077.23	583.60	12.00	31.50	43.50	1,660.83	
285100	466.05		4.00	10.50	14.50	466.05	
332100	483.04	41.39	4.00	10.50	14.50	524.43	
286100	243.75		2.00	5.25	7.25	243.75	
243100	181.34		8.00	21.00	29.00	181.34	
288100	1177.30	90.94	10.00	26.25	36.25	1,268.24	
333100	1783.37	178.95	18.00	47.25	65.25	1,942.32	
					0.00	0.00	
315100					0.00	0.00	
316100	398.58	255.39	4.00	10.50	14.50	653.97	
317100	1191.59	68.88	12.00	26.25	38.25	1,260.47	
385100	1874.39	124.07	14.00	36.75	50.75	1,798.48	
300100	300.65	230.63	4.00	10.50	14.50	531.18	
150100	2985.20	1610.61	40.00	94.50	134.50	4,595.81	
310099					0.00	0.00	
350110					0.00	0.00	
370100			8.00	15.75	21.75	0.00	
244100	326.08		6.00	10.50	16.50	326.08	
245100	1043.02	291.82	16.00	36.75	52.75	1,334.84	
248100	66.31		4.00	5.25	9.25	66.31	
247100	597.46	946.23	8.00	15.75	23.75	1,543.69	
400100	8082.46	3484.71	68.00	168.00	236.00	11,567.17	
401100	2068.98	3868.96	28.00	73.50	101.50	5,736.02	
248100	290.65		4.00	10.50	14.50	290.65	
249100	683.65	198.90	10.00	21.00	31.00	882.55	
403100	1122.81	1764.83	8.00	21.00	29.00	2,887.64	
408100	556.75	1448.29	8.00	21.00	29.00	2,005.04	
182100	22328.81	10079.15	202.00	482.00	664.00	32,407.96	
183100	839.59	258.96	8.00	21.00	29.00	1,098.55	
187100	784.05	505.16	4.00	10.50	14.50	1,269.21	
188100	843.61		10.00	21.00	31.00	843.61	
250100	1196.99	1241.02	16.00	36.75	52.75	2,378.01	
20251100	2216.22	1971.42	22.00	52.50	74.50	4,187.64	
282109	4571.93	1893.30	64.00	141.75	185.75	6,485.23	
253100	522.17	104.18	6.00	10.50	16.50	628.35	
900100	10616.88	-846.93	104.00	234.00	338.00	8,789.95	
900105	10985.54		8.00	8.00	16.00	10,985.54	
102100	396.31		8.00	21.00	29.00	396.31	
255100	5883.18	1558.20	70.00	187.00	257.00	7,441.38	
256100	184.05	1190.81	2.00		2.00	1,384.86	
900164	1859.87		2.00	2.00	4.00	1,859.87	
258100	665.40	525.66	10.00	17.75	27.75	1,191.06	
259100					0.00	0.00	
260100	561.01		2.00	5.25	7.25	561.01	
281100	275.00		4.00	10.50	14.50	275.00	
262100	523.87	109.63	4.00	5.25	9.25	633.50	
189100	840.47	1287.17	8.00	15.75	23.75	2,127.64	
425100	1366.69	668.79	18.00	47.25	65.25	2,025.47	
453100	2722.74	1952.18	36.00	94.50	130.50	4,674.92	
345100	1788.82	4886.49	30.00	78.75	108.75	6,675.31	
386100	1070.80	150.62	10.00	26.25	36.25	1,221.42	
	10878.44	24925.25	31.00	250.150	3547.50	150,750.00	

160703.79

3547.50

164,251.29

Sanlando Utilities Corporation
Docket No. 090402-WS
December 2007 Allocation Percentages

	ERC 12/31/2007		December 2007	% BY ENTIRE CO
ILLINOIS				
A. USAGE				
014	Camelot	W	216.0	0.074%
014	Camelot	S	215.0	0.074%
018	Charmar	W	53.0	0.018%
022	Cherry Hill	W	257.6	0.088%
025	Holiday Hills	W	242.0	0.083%
026	Clarendon	W	362.9	0.125%
027	Westlake	W	432.6	0.148%
027	Westlake	S	422.8	0.145%
034	County Line	W	117.4	0.040%
038	Del Mar	W D	75.5	0.026%
042	Ferson Creek	W	382.0	0.131%
042	Ferson Creek	S	374.0	0.128%
046	Galena Territory	W	2,186.9	0.750%
046	Galena Territory	S	818.2	0.281%
048	Harbor Ridge	W	323.0	0.111%
048	Harbor Ridge	S C	319.0	0.109%
049	Great Northern	W	361.0	0.124%
050	Killarney	W	352.0	0.121%
066	Northern Hills	W	172.0	0.059%
066	Northern Hills	S	185.0	0.063%
070	Lake Marian	W	293.0	0.101%
078	Wildwood	W	195.0	0.067%
082	Valentine	W	70.0	0.024%
086	Walk-up Woods	W	220.0	0.075%
090&062	Whisp.Hills/Pist./Sun	W	2,352.5	0.807%
096	Medina	S	475.2	0.163%
098	Cedar Bluff	S	131.0	0.045%
B. AVAILABILITY SYSTEMS				
011	Apple Canyon Usage	W	895.0	0.307%
010	Apple Canyon Avail (Split)		1,784.0	0.612%
055	Lake Holiday Usage	W	1,869.0	0.641%
054	Lake Holiday Avail (Split)		226.0	0.078%
059	Lake Wildwood Usage	W	472.5	0.162%
058	Lake Wildwood Avail (Split)		951.0	0.326%
TOTAL ILLINOIS			17,802.1	6.109%
VIRGINIA				
212	COLCHESTER	S	169.0	0.058%
224	MASSANUTTEN usage	W	176.0	0.060%
224	MASSANUTTEN usage	S	176.0	0.060%
225	MASSANUTTEN usage	W	2,248.3	0.772%
225	MASSANUTTEN usage	S	2,036.6	0.699%
226	MASSANUTTEN availability	S	216.0	0.074%
226	MASSANUTTEN availability	W	216.0	0.074%
TOTAL VIRGINIA			5,237.9	1.797%
LOUISIANA				
771	North Park/River Oaks	W	1,185.0	0.407%
771	North Park/River Oaks	S	1,129.5	0.388%
773	Arrowwood	W	2,574.9	0.884%
773	Arrowwood	S	2,256.9	0.774%
774	Greenbrier	W	849.3	0.291%
774	Greenbrier	S	726.3	0.249%

	ERC 12/31/2007		December 2007	% BY ENTIRE CO
775	Ingram Estates	W	254.0	0.087%
775	Ingram Estates	S	253.0	0.087%
776	Windstone	W	295.0	0.101%
776	Windstone	S	289.0	0.099%
	Total U.I.OF LOUISIANA		<u>9,812.9</u>	<u>3.367%</u>
750	LOUISIANA WATER SERVICE, INC.			
751	Woodridge	W	511.5	0.176%
751	Woodridge	S	495.5	0.170%
752	Kingspoint	W	2,005.3	0.688%
752	Kingspoint	S	1,993.3	0.684%
753	Lake Village	W	674.5	0.231%
753	Lake Village	S	667.0	0.229%
754	Huntwyk	W	669.5	0.230%
754	Huntwyk	S	669.5	0.230%
755	Quail Ridge	W	379.0	0.130%
755	Quail Ridge	S	358.0	0.123%
756	Magnolia Forest/Rocket Ranch	W	544.8	0.187%
756	Magnolia Forest/Rocket Ranch	S	526.0	0.181%
757	Frenchman's Estates	W	53.5	0.018%
758	Village Acadian	W	49.4	0.017%
758	Village Acadian	S	43.4	0.015%
759	Oakmont	W	164.0	0.056%
759	Oakmont	S	160.0	0.055%
764	Pirates Harbor	W	104.0	0.036%
	Total LOUISIANA WATER SERVICE, INC.		<u>10,068.2</u>	<u>3.455%</u>
	TOTAL LOUISIANA		<u><u>19,881.1</u></u>	<u><u>6.823%</u></u>
INDIANA				
TWIN LAKES				
280&282	Twin Lakes Utilities, Inc.	W	3,127.1	1.073%
280&282	Twin Lakes Utilities, Inc.	S	3,068.6	1.053%
INDIANA WATER SERVICE				
151	Indiana Water Service	W D	1,858.0	0.638%
WSC of INDIANA				
150&149	WSC of Indiana	W	200.9	0.069%
150&149	WSC of Indiana	S	205.9	0.071%
	TOTAL INDIANA		<u><u>8,460.5</u></u>	<u><u>2.903%</u></u>
OHIO				
246	Holiday Service	W	439.0	0.151%
245	Holiday Service Availability		538.0	0.185%
	TOTAL OHIO		<u><u>977.0</u></u>	<u><u>0.335%</u></u>
SOUTH CAROLINA				
CAROLINA WATER SERVICE, INC.				
295	Salem Church	S	164.0	0.056%
351	Falcon Ranches	W	97.8	0.034%
352	Sycamore Acres	W D	78.0	0.027%
353	Westside Terrace	W D	66.0	0.023%
356	Oakwood	W D	59.0	0.020%
356	Oakwood	S	9.0	0.003%
357	Woodsen	S	85.0	0.029%
360	Blue Ridge	W	55.0	0.019%
361	Calvin Acres	W	40.0	0.014%
362	Pocalla	W	98.0	0.034%

ERC 12/31/2007		December 2007	% BY ENTIRE CO	
362	Pocalla	S	159.0	0.055%
363	Rock Bluff	W	20.0	0.007%
364	Laurel Meadows	W D	285.0	0.098%
364	Laurel Meadows	S	278.0	0.095%
366	Oakland Plantation	S	305.6	0.105%
368	Indian Forks	W	75.0	0.026%
368	Indian Forks	S C	83.0	0.028%
369	Brighton Forest	W D	135.0	0.046%
369	Brighton Forest	S	144.0	0.049%
370	Indian Pines	W	17.0	0.006%
371	Rollingwood/Silver Creek	W D	185.0	0.063%
371	Rollingwood/Silver Creek	S	101.0	0.035%
372	Hidden Valley Trailer Pk.	W D	55.2	0.019%
372	Hidden Valley Trailer Pk.	S	486.6	0.167%
373	Smallwood Estates	W	116.0	0.040%
373	Smallwood Estates	S	114.0	0.039%
375	The Landings	W D	162.0	0.056%
375	The Landings	S	163.0	0.056%
376	Harborside	W D	78.8	0.027%
376	Harborside	S	77.8	0.027%
378	Spring Lake	W D	121.0	0.042%
378	Spring Lake	S	121.0	0.042%
379	Palmetto Apts./Ests.	S C	46.2	0.016%
380	Roosevelt Gardens	S	165.5	0.057%
382	Hidden Valley Country Club	W	188.8	0.065%
385	Peachtree Acres	W	48.0	0.016%
391	Hunters Glen	W	94.5	0.032%
401	Heatherwood	W	101.0	0.035%
402	Idlewood	W D	67.5	0.023%
403	Springhill/Oakcrest	W D	419.5	0.144%
403	Springhill/Oakcrest	S	427.0	0.147%
404	Lincolnshire-Whites Creek	S	248.0	0.085%
405	40 Love Point	W	122.0	0.042%
405	40 Love Point	S C	121.0	0.042%
406	Planter's Station	W D	166.0	0.057%
406	Planter's Station	S	164.0	0.056%
422	Greyland Forest	W D	310.0	0.106%
422	Greyland Forest	S	306.0	0.105%
424	Glen Village	W	211.0	0.072%
424	Glen Village	S	206.0	0.071%
440	North Lake Shore Pt.	S C	24.0	0.008%
441	Ballentine Cove	S	89.0	0.031%
442	Shadowood Cove	S C	115.0	0.039%
443	Golden Pond	W D	353.0	0.121%
443	Golden Pond	S	344.0	0.118%
444	Oak Grove Est	W D	155.8	0.053%
444	Oak Grove Est	S	158.8	0.054%
445	Secret Cove	S	87.0	0.030%
458	Governor's Grant	S	316.0	0.108%
460	Riverhills Plantation	W D	3,219.1	1.105%
460	Riverhills Plantation	S C	2,918.6	1.002%
461	Lake Murray	W D	322.5	0.111%
461	Lake Murray	S	331.0	0.114%
462	Stonegate	W	134.0	0.046%
462	Stonegate	S C	133.0	0.046%
374	Friarsgate	S	1,028.0	0.353%
394	Friarsgate	S	1,798.6	0.617%
	Total CWS		<u>18,974.2</u>	<u>6.511%</u>

ERC
12/31/2007

December
2007

% BY
ENTIRE CO

UTILITIES SERVICES OF SOUTH CAROLINA INC
COLUMBIA

1310	Parkwood	W D	116.5	0.040%
1311	Tanya Terrace	W	22.0	0.008%
1312	Emma Terrace	W	23.0	0.008%
1313	Lexington Estates	W	165.0	0.057%
1314	Windy Hill	W	138.0	0.047%
1315	Hermitage	W	14.0	0.005%
1316	Vanarsdale	W D	187.6	0.064%
1317	Murray Park	W	46.0	0.016%
1318	Lake Village	W	75.0	0.026%
1319	Tanglewood	W	8.0	0.003%
1320	Foxtrail	W	36.0	0.012%
1321	Dutch Village (Aka Dutch Creek)	W	177.0	0.061%
1322	Raintree Acres	W D	142.0	0.049%
1323	Murray Lodge	W	56.0	0.019%
1324	Dutchman Shores	W D	150.0	0.051%
1325	Indian Cove	W	33.0	0.011%
1326	Milmont Shores	W D	20.0	0.007%
1327	Arrowhead Estates	W	32.0	0.011%
1328	Lakewood Estates	W	77.0	0.026%
1329	Hilton Place	W	34.0	0.012%
1330	Estates Of Hilton	W	27.0	0.009%
1331	Plantation	W	390.0	0.134%
1332	Springfield Acres	W	49.0	0.017%
1333	Farrowood	W	145.0	0.050%
1334	Harmon Estates	W	45.0	0.015%
1335	Washington Height	W	70.0	0.024%
1336	Oakridge Hunt Club	W	79.0	0.027%
1337	Glenn Village	W	86.0	0.030%
1338	Belmead	W	148.0	0.051%
1339	Sangaree	W	57.0	0.020%
1340	Cambridge Hills	W	87.8	0.030%
1341	South Congaree	W	0.0	0.000%
1342	Dutchman Acres	W	22.0	0.008%
1343	Lexington Farms	W	113.6	0.039%
1344	Charwood	W	272.0	0.093%
1345	Charleswood	W	183.0	0.063%
ROCK HILL/BLUE RIBBON				
1346	Shandon	W	71.0	0.024%
1346	Shandon	W S	38.0	0.013%
1347	Foxwood	W	232.0	0.080%
1347	Foxwood	W S	233.0	0.080%
1348	Pleasant Hill			0.000%
1349	Leslie Woods	W	15.0	0.005%
1350	Leslie Dale	W	28.0	0.010%
1351	Middlestream	W	34.0	0.012%
1352	Riverben	W	35.0	0.012%
1353	Carrolton Place	W	40.0	0.014%
1354	Carrowoods	W	80.0	0.027%
1354	Carrowoods	W S	55.0	0.019%
1355	Country Oaks	W	133.0	0.046%
1355	Country Oaks	W S	43.0	0.015%
1356	Barney Rhett	W	43.0	0.015%
1357	Wesleywoods	W	24.0	0.008%
1358	Valleymere	W	22.0	0.008%

ERC 12/31/2007			December 2007	% BY ENTIRE CO
1359	Hickory Mills	W D	37.0	0.013%
1360	Plantation	W	90.0	0.031%
1361	Woodbridge	W	66.0	0.023%
1362	Wintercrest	W	72.0	0.025%
1363	Olewoods	W	27.0	0.009%
1364	Ridgewood	W	64.0	0.022%
1365	Olympic Acres	W	74.0	0.025%
1366	Shiloh Quarters	W	57.0	0.020%
1367	Southbend	W	38.0	0.013%
1368	Windy Run	W	31.8	0.011%
1369	Brownsboro	W	82.0	0.028%
1370	Cameron Estates	W	28.0	0.010%
1371	Old Farms	W	20.0	0.007%
1372	Silver Lakes	W	27.0	0.009%
1373	Woodwind	W	45.0	0.015%
1374	Farm Pond	W	26.0	0.009%
1375	Kim Acres	W	55.0	0.019%
1376	Brown Neal	W	17.0	0.006%
1377	Pepperidge	W	47.0	0.016%
1378	Polly Circle	W	38.0	0.013%
1379	Mallard Lakes	W	46.0	0.016%
1380	Hidden Lakes	W	47.0	0.016%
1381	Spring Lakes	W	14.0	0.005%
ANDERSON				
1383	Calhoun Acres	W D	76.0	0.026%
1384	Nevitt Forest	W D	209.0	0.072%
1385	Naynie Builders	W	92.0	0.032%
1386	Leon Bolt	W D	100.0	0.034%
1387	Normandy Park	W	37.0	0.013%
1388	Dobbins Estates	W D	71.0	0.024%
1389	Hill And Dale	W D	62.0	0.021%
1390	Lakewood	W	73.0	0.025%
1391	Edgebrook	W D	18.0	0.006%
1392	Oakwood Estates	W D	52.0	0.018%
1393	Sherwood Forest	W	33.0	0.011%
1394	Towncreek Acres	W	107.0	0.037%
1395	Bellmead	W D	68.0	0.023%
1396	Bridgewater	W	97.0	0.033%
1397	Clearview	W D	60.0	0.021%
1398	Fieldcrest	W	28.0	0.010%
1399	Greenforest	W D	67.0	0.023%
1400	Hidden Lake	W	66.0	0.023%
1401	Surfside	W D	22.0	0.008%
1402	Purdy Shores Summer Homes	W	91.0	0.031%
	Total Utilities Services of SC		<u>6,930.3</u>	<u>2.378%</u>

OTHER SOUTH CAROLINA UTILITIES

SOUTHLAND UTILITIES, INC.

464	Creekwood (w)	W	54.0	0.019%
-----	---------------	---	------	--------

465	Cedarwood (w)	W	120.0	0.041%
-----	---------------	---	-------	--------

TEGA CAY WATER SERVICE, INC.

485	Tega Cay	W D	1,794.5	0.616%
-----	----------	-----	---------	--------

485	Tega Cay	S	1,691.0	0.580%
-----	----------	---	---------	--------

UNITED UTILITY COMPANIES, INC.

705	Kingswood	W	25.0	0.009%
-----	-----------	---	------	--------

712	Woodmont Estates	W	21.0	0.007%
-----	------------------	---	------	--------

714	Trollingwood	W	49.0	0.017%
-----	--------------	---	------	--------

ERC 12/31/2007		December 2007	% BY ENTIRE CO
714	Trollingwood	S 51.0	0.018%
715	Briarcreek	S 80.8	0.028%
716	Canterbury	S 142.0	0.049%
717	Chambert Forest	S 95.2	0.033%
718	Fairwood	S 88.0	0.030%
720	River Forest	S C 75.0	0.026%
721	Stonecreek	S C 181.2	0.062%
722	Valley Brook	S 163.8	0.056%
723	Village	S 211.0	0.072%
724	N Greenville College	S 43.0	0.015%
725	Highland Forest	S 86.6	0.030%
726	Keowee Townhomes	S 0.0	0.000%
Total United		1,312.6	0.450%
TOTAL SOUTH CAROLINA		30,876.6	10.596%

NORTH CAROLINA

C.W.S. OF NORTH CAROLINA:

501	Sugar Mountain	W 1,421.3	0.488%
501	Sugar Mountain	S 1,204.4	0.413%
502	Saddlewood	W 123.0	0.042%
502	Saddlewood	S 15.0	0.005%
505	Sherwood Forest	W 244.2	0.084%
506	Woodhaven	W 78.0	0.027%
508	Zemosa Acres DISTRIBUTION ONLY	W D 243.0	0.083%
509	Ashley Hills	S 1,050.0	0.360%
510	Corolla Light	W 493.0	0.169%
510	Corolla Light	S 474.7	0.163%
512	Kynwood Subdiv.	S 67.0	0.023%
513	Hestron Park	W 61.5	0.021%
513	Hestron Park	S 67.5	0.023%
514	Hound Ears	W 447.0	0.153%
514	Hound Ears	S 199.5	0.068%
515	Willowbrook	W 159.9	0.055%
515	Willowbrook	S 156.6	0.054%
516	Grandview at T-Square	W 76.0	0.026%
517	Spooners Creek	S 44.0	0.015%
519	Wolf Laurel	W 679.0	0.233%
519	Blue Mountain	S 66.0	0.023%
523	Vander	W 225.0	0.077%
524	White Oak	W 322.0	0.111%
524	White Oak	S 230.0	0.079%
525	Kings Grant (Ral.)	S 114.0	0.039%
527	Bent Creek	W 302.0	0.104%
527	Bent Creek	S 302.0	0.104%
528	Mt. Carmel	S C 373.0	0.128%
529	Whispering Pines	W D 1,445.8	0.496%
530	Crestview Estates	W 33.0	0.011%
531	Sherwood Park	W 100.0	0.034%
532	Misty Mountain	W 138.0	0.047%
533	Crystal Mountain	W 45.0	0.015%
534	Pine Knoll Shores	W 0.0	0.000%
535	Ski Mountain	W 237.0	0.081%
536	Mt. Mitchell	W 253.0	0.087%
537	Bear Paw	W 310.5	0.107%
537	Bear Paw	S 69.0	0.024%
539	Forest Brook	W 131.5	0.045%
541	Carolina Forest usage	W 188.3	0.065%
540	Carolina Forest availability	W 808.0	0.277%

	ERC 12/31/2007		December 2007	% BY ENTIRE CO
543	Woodrun usage	W D	419.5	0.144%
542	Woodrun availability	W	806.0	0.277%
544	Kings Grant	W	173.0	0.059%
544	Kings Grant	S	172.0	0.059%
545	Watauga Vista	W	141.0	0.048%
546	Steeplechase	S	152.0	0.052%
547	Quail Ridge	W	162.0	0.056%
552	Beechbrook	W	33.0	0.011%
553	Cabarrus Woods	W	1,498.0	0.514%
553	Cabarrus Woods	S	1,471.0	0.505%
554	College Park	W	73.0	0.025%
554	College Park	S	42.8	0.015%
555	Country Club Annex	W	28.0	0.010%
556	Country Hills	W	67.0	0.023%
558	Harbor House Estates	W	60.0	0.021%
559	Holly Acres	W	58.4	0.020%
562	Oakdale Terrace	W	47.0	0.016%
565	Suburban Heights	W	26.0	0.009%
566	Windsor Chase	W	136.5	0.047%
569	Yorktown DISTRIBUTION ONLY	W D	106.0	0.036%
572	Powder Horn Mtn.	W	217.5	0.075%
573	Monteray Shores	W	456.0	0.156%
573	Monteray Shores	S	443.5	0.152%
574	Olde Point	W	194.0	0.067%
574	Olde Point	S	114.0	0.039%
575	Independent	S	702.0	0.241%
576	High Meadows usage	W	12.5	0.004%
577	High Meadows flat chge.	W	253.0	0.087%
579	Chapel Hills	W	93.0	0.032%
582	Huntington Forest	W	58.0	0.020%
583	Eastwood Forest	W	124.8	0.043%
584	Westwood Forest	W	117.0	0.040%
585	Wildwood Green	W	229.0	0.079%
586	Bahia Bay	W	117.0	0.040%
587	Lamplighter East	W	184.0	0.063%
587	Lamplighter East	S	184.0	0.063%
588	Lamplighter South	W	1,270.5	0.436%
588	Lamplighter South	S	1,273.0	0.437%
592	Emerald Point	W	163.9	0.056%
592	Emerald Point	S	160.4	0.055%
593	Huntwick	S	113.0	0.039%
594	Abington/Interlaken	W	586.0	0.201%
594	Abington/Interlaken	S	588.0	0.202%
595	Brandywine Bay	W	835.1	0.287%
595	Brandywine Bay	S	731.6	0.251%
596	Queens Harbor	W	136.8	0.047%
596	Queens Harbor	S	131.8	0.045%
597	Belvedere	W	965.1	0.331%
597	Belvedere	S	609.6	0.209%
598	River Pointe	W	190.0	0.065%
598	River Pointe	S	186.0	0.064%
851	Riverwoods	W	183.0	0.063%
853	Forest Ridge/Wood Hollow	S	539.0	0.185%
854	Pinnacle Shores	W	153.0	0.053%
855	Britley	W D	61.0	0.021%
855	Britley	S	60.0	0.021%
856	Waterglen	W	33.0	0.011%
857	Buffalo Creek	W	226.0	0.078%

ERC 12/31/2007			December 2007	% BY ENTIRE CO
858	Stone Hollow	W	225.5	0.077%
859	The Harbour	W	336.5	0.115%
860	The Pointe	W	1,045.5	0.359%
861	Avensong	W	305.5	0.105%
861	Avensong	S	301.0	0.103%
862	Wood Trace	W	44.0	0.015%
864	Middlepointe	W	69.5	0.024%
865	Lemmod Acres	W	34.0	0.012%
866	Wildlife Bay	W	76.0	0.026%
867	Nags Head	S	726.0	0.249%
868	Bristol Farm/Brawley/Turtle	W	691.0	0.237%
868	Bristol Farm/Brawley/Turtle	S	678.5	0.233%
869	Currituck Club	W	463.5	0.159%
870	Meadow Glen	W	31.0	0.011%
871	Heathfield	W	66.5	0.023%
872	Monterray	W	25.0	0.009%
873	High Vista	W	230.0	0.079%
874	Eagle Crossing	W	77.0	0.026%
876	Larkhaven	W	156.0	0.054%
881	Regalwood	S	375.0	0.129%
882	White Oak Estates	S	487.0	0.167%
	Total CWS of NC		<u>37,809.0</u>	12.975%

OTHER NORTH CAROLINA UTILITIES

CWS SYSTEMS, INC.

801	Fairfield - Mountain	W	1,128.5	0.387%
801	Fairfield - Mountain	S C	514.5	0.177%
802	Fairfield - Sapphire Valley	W	1,569.8	0.539%
802	Fairfield - Sapphire Valley	S	789.8	0.271%
803	Fairfield - Sapphire Avail	W	857.0	0.294%
803	Fairfield - Sapphire Avail	S	108.0	0.037%
804	Fairfield - Harbour	W	1,730.4	0.594%
804	Fairfield - Harbour	S	1,669.4	0.573%
805	Fairfield - Harbour Avail	S	1,004.0	0.345%
805	Fairfield - Harbour Avail	W	1,004.0	0.345%
808	Forest Hills	W	138.1	0.047%
810	Heather Glen	W	102.0	0.035%
812	Country Crossing	W	54.0	0.019%
813	Oakes Plantation	W	24.0	0.008%
814	Ransdell Forest	W	42.8	0.015%
815	Sandy Trail	W	115.0	0.039%
816	Stewart's Ridge	W	47.0	0.016%
817	Tuckahoe	W	87.0	0.030%
818	Wilder's Village	W	45.6	0.016%
819	Ashley Hills/Amber Acres	W	1,213.0	0.416%
820	Neuse Woods	W	95.8	0.033%
821	Jordan Woods	W	34.0	0.012%
824	Treasure Cove	W	293.0	0.101%
825	Hidden Hollow	W	47.0	0.016%
826	Linsey Pointe	W	30.0	0.010%
	Total CWS Systems, Inc.		<u>12,743.7</u>	<u>4.373%</u>

ELK RIVER UTILITIES, INC.

830	Elk River	W	280.0	0.096%
830	Elk River	S	109.0	0.037%

CAROLINA TRACE UTILITIES, INC.

900	Carolina Trace	W	1,461.0	0.501%
900	Carolina Trace	S	1,394.5	0.479%

TRANSYLVANIA UTILITIES, INC.

ERC 12/31/2007			December 2007	% BY ENTIRE CO
905	Transylvania	W	1,270.6	0.436%
905	Transylvania	S	948.6	0.326%
906	Transylvania Avail.	W	834.0	0.286%
906	Transylvania Avail.	S	396.0	0.136%
NORTH TOPSAIL UTILITIES, INC.				
920&921	North Topsail	S	2,848.0	0.977%
CAROLINA PINES				
925	Carolina Pines	S	329.0	0.113%
BRADFILED FARMS				
922	Bradfield Farms	W	951.5	0.327%
922	Bradfield Farms	S	1,308.5	0.449%
NERO				
923	Nero	W	127.0	0.044%
923	Nero	S	127.0	0.044%
PEACH ORCHARD				
831	Maria Park	W	0.0	0.000%
832	Peach Orchard	W	0.0	0.000%
HARRCO				
833	Hardscrabble	S	100.0	0.034%
838	River Oaks	S	12.0	0.004%
TOTAL NORTH CAROLINA			63,049.4	21.637%
FLORIDA				
MILES GRANT WATER & SEWER				
640	Miles Grant	W	1,122.1	0.385%
640	Miles Grant	S	1,055.6	0.362%
TIERRE VERDE				
646	Tierre Verde	S C	2,416.9	0.829%
MID-COUNTY SERVICES, INC.				
645	Mid-County	S	3,354.6	1.151%
LAKE PLACID UTILITIES, INC.				
641	Lake Placid	W	138.9	0.048%
641	Lake Placid	S	136.9	0.047%
EASTLAKE WATER SERVICE, INC.				
643&653	East Lake	W D	910.8	0.313%
643&653	East Lake	S C	872.8	0.300%
PEBBLE CREEK UTILITIES, INC.				
644	Pebble Creek	W D	1,476.5	0.507%
644	Pebble Creek	S	1,423.5	0.488%
ALAFAYA UTILITIES, INC.				
670&671	Alafaya	S	7,268.9	2.494%
UTILITIES, INC. OF LONGWOOD				
648	Longwood	S	1,779.0	0.610%
WEDGEFIELD UTILITIES, INC.				
649	Wedgfield	W	1,549.8	0.532%
649	Wedgfield	S	1,526.8	0.524%
CYPRESS LAKES UTILITEIS, INC.				
672	Cypress Lakes	W	1,216.5	0.417%
672	Cypress Lakes	S	1,123.3	0.385%
EAGLERIDGE UTILITIES, INC.				
673	Eagle Ridge	S	1,618.1	0.555%
674	Cross Creek	S	908.0	0.312%
SANLANDO UTILIITES, INC.				
683&684	Sanlando	W	11,857.7	4.069%
683&684	Sanlando	S	9,139.5	3.136%
UTILITIES, INC. OF SANDALHAVEN				
690	Sandalhaven	S	1,043.2	0.358%

ERC 12/31/2007		December 2007		% BY ENTIRE CO
BAYSIDE UTILITY SERVICES, INC.				
694	Bayside	W D	240.4	0.082%
694	Bayside	S C	241.2	0.083%
SOUTHGATE UTILITIES, INC.				
697&698	Southgate	W D	5,726.3	1.965%
697&698	Southgate	S	0.0	0.000%
HUTCHINSON ISLAND				
692	Hutchinson Island	W	205.7	0.071%
692	Hutchinson Island	S	176.2	0.060%
HUTCHINSON ISLAND IRRIGATION				
0002	Hutchinson Island Irrigation	W	160.5	0.055%
PENNBROOKE				
0691	Pennbrooke	W	1,459.5	0.501%
0691	Pennbrooke	S	1,243.0	0.427%
SANDY CREEK				
699	Sandy Creek	W	198.8	0.068%
699	Sandy Creek	S	167.0	0.057%
LABRADOR				
693	Labrador	W	792.3	0.272%
693	Labrador	S	775.3	0.266%
LAKE UTILITY SERVICES, INC.				
628	Clermont	W	205.0	0.070%
631	Amberhill	W	754.0	0.259%
632	Highland Point	W	48.5	0.017%
633	The Oranges	W	99.0	0.034%
634	Lake Ridge	W	131.0	0.045%
636	Vistas	W	978.6	0.336%
661	Crescent Bay	W	93.0	0.032%
662	Crescent West	W	100.0	0.034%
663	Four Lakes	W	65.0	0.022%
664	Lake Saunders Acres	W	45.0	0.015%
665	Lake Crescent Hills	W	127.0	0.044%
666	Preston Cove	W	105.0	0.036%
667&668	South Clermont (EDB)	W	2,806.1	0.963%
675	Lake Groves	W	2,804.3	0.962%
675	Lake Groves	S	2,744.8	0.942%
	Total Lake Utility		<u>11,106.3</u>	<u>3.811%</u>
UTILITIES, INC. OF FLORIDA				
602	Weathersfield	W	691.0	0.237%
602	Weathersfield	S C	685.5	0.235%
604	Oakland Shores	W	228.5	0.078%
606	Little Wekiva	W	61.0	0.021%
608	Park Ridge	W	98.0	0.034%
608	Park Ridge	S	0.0	0.000%
610	Phillips Section	W	80.0	0.027%
612	Crystal Lake	W	172.0	0.059%
613	Bartell/Wisbar	W D	163.5	0.056%
613	Bartell/Wisbar	S C	162.0	0.056%
614	Ravenna Park/Lincoln Hts.	W	349.5	0.120%
614	Ravenna Park/Lincoln Hts.	S C	249.5	0.086%
615	Bartel/Buena Vista	W	1,074.8	0.369%
616	Bear Lake Manor	W	223.5	0.077%
618	Jansen	W	252.5	0.087%
620	Crescent Hts. DISTRIBUTION ONLY	W D	277.5	0.095%
621	Davis Shores	W D	43.0	0.015%
622	Crownwood	S C	8.0	0.003%
623	Trailwoods	W	299.0	0.103%
623	Trailwoods	S C	293.0	0.101%

	ERC 12/31/2007		December 2007	% BY ENTIRE CO
624	Oakland Hills	W	181.0	0.062%
624	Oakland Hills	S C	180.0	0.062%
626	Summertree (PPW)	S C	1,031.0	0.354%
626	Summertree (PPW)	W	1,219.0	0.418%
629	Orangewood	W	560.3	0.192%
630	Golden Hills	W	448.6	0.154%
635	Crownwood	W	81.8	0.028%
635	Crownwood	S	58.8	0.020%
637	Lake Tarpon	W	430.9	0.148%
637	Lake Tarpon	S	0.0	0.000%
	Total U.I. of Florida		<u>9,603.2</u>	<u>3.296%</u>
	TOTAL FLORIDA		<u><u>84,035.1</u></u>	<u><u>28.838%</u></u>

GEORGIA**UTILITIES, INC. OF GEORGIA**

264&265	Skidaway Island Utilities, Inc.	W	4,426.9	1.519%
264&265	Skidaway Island Utilities, Inc.	S	4,270.9	1.466%
262	Skidaway Island Availability	S	430.0	0.148%
262	Skidaway Island Availability	W	430.0	0.148%
266&267	Olde Atlanta	S	640.0	0.220%

WATER SERVICE COMPANY OF GEORGIA INC

1268	Crestwood	W	15.0	0.005%
1269	Bear Creek	W	136.0	0.047%
1270	Kendalwood	W	48.0	0.016%
1271	Riverwood	W	152.0	0.052%
1272	Shady Grove	W	60.0	0.021%
1273	Southlake	W	31.0	0.011%
1274	Spencton #1	W	20.0	0.007%
1275	Spencton #2	W	102.0	0.035%
1276	Spencton #3	W	7.0	0.002%
1277	Talloakas	W	166.0	0.057%
1278	Vinland	W	21.0	0.007%
1279	Holly Springs	W	56.0	0.019%
1280	Lake Riverside	W	253.0	0.087%
1281	Riverwood Estates	W	31.0	0.011%
1282	Worthy Manor	W	173.0	0.059%
1282	Worthy Manor	S	171.0	0.059%
1283	Big Oak Estates	W	40.0	0.014%
1284	Holland Folly 1	W	24.0	0.008%
1285	Windsor	W	34.0	0.012%
1286	Holland Folly 2	W	20.0	0.007%
1287	Holland Folly 3	W	108.0	0.037%
1287	Holland Folly 3	S	108.0	0.037%
1288	Colonial Acres	W	17.0	0.006%
1289	Carver	W	38.0	0.013%
1290	Lee Villa Estates	W	6.0	0.002%
1291	Park Place	W	11.0	0.004%
1292	Fairfax Motel	W	0.0	0.000%
1293	Shady Acres	W	81.0	0.028%
1294	Shady Acres II	W	40.0	0.014%
1295	Green Meadow Estates	W	51.0	0.018%
1296	Jamar	W	21.0	0.007%
1297	Country West Sect 3	W	20.0	0.007%
1298	Country Circle Road	W	20.0	0.007%
1299	South Lake II	W	19.0	0.007%
	Total WSC of Georgia		<u>2,100.0</u>	<u>0.721%</u>

ERC 12/31/2007			December 2007	% BY ENTIRE CO
TOTAL GEORGIA			<u>12,297.8</u>	<u>4.368%</u>
MISSISSIPPI				
CHARLESTON UTILITIES				
290	Charleston	W	1,342.6	0.461%
290	Charleston	S	0.0	0.000%
292	East Charleston Charleston Utilities, Inc.	W	<u>107.0</u> <u>1,449.6</u>	<u>0.037%</u> <u>0.497%</u>
TENNESSEE				
651	Tennessee Water Service	W D	<u>555.0</u>	<u>0.190%</u>
KENTUCKY				
162	Clinton	W	783.4	
162	Clinton	S	0.0	0.000%
&172&173	Middlesborough	W D	<u>6,601.7</u>	<u>2.265%</u>
TOTAL KENTUCKY			<u>7,385.1</u>	<u>2.265%</u>
MARYLAND				
UTILITIES, INC. OF MARYLAND				
201	Marlboro Meadows	W	0.0	0.000%
201	Marlboro Meadows	S	0.0	0.000%
MARYLAND WATER SERVICE				
215	Pinto (Distribution)	W D	1,079.6	0.370%
215	Pinto	S	1,072.4	0.368%
216	Highland Estates (Distribution)	W D	37.0	0.013%
PROVINCES UTILITIES, INC.				
210	Provinces Utilites, Inc.	W	1,505.0	0.516%
GREENRIDGE UTILITIES, INC.				
205	Greenridge Utilities, Inc.	W	847.0	0.291%
208	Vistas	W	81.0	0.028%
TOTAL MARYLAND			<u>4,622.0</u>	<u>1.586%</u>
PENNSYLVANIA				
UTILITIES, INC. OF PENNSYLVANIA				
250	Broad Run	S	2,161.0	0.742%
WESTGATE				
251	Westgate	W	741.5	0.254%
PENN ESTATES UTILITES, INC.				
255	Penn Estates	W	1,664.0	0.571%
255	Penn Estates	S	1,664.0	0.571%
256	Penn Estates Availability	W	66.0	0.023%
256	Penn Estates Availability	S	66.0	0.023%
TOTAL PENNSYLVANIA			<u>6,362.5</u>	<u>2.183%</u>
NEW JERSEY				
MONTAGUE WATER COMPANY				
270	Montague Water	W	791.0	0.271%
270	Montague Sewer	S	267.5	0.092%
TOTAL NEW JERSEY			<u>1,058.5</u>	<u>0.363%</u>
NEVADA				
SPRING CREEK UTILITIES, COMPANY				
&111&112	Spring Creek	W	4,063.3	1.394%
&111&112	Spring Creek	S	123.8	0.042%
UTILITIES, INC. OF CENTRAL NEVADA				
&142&143	Central Nevada	W	6,813.5	2.338%

ERC 12/31/2007		December 2007	% BY ENTIRE CO	
&142&143	Central Nevada	S	3,877.0	1.330%
UTILITIES, INC. OF NEVADA				
120&121	UI of Nevada	W	3,188.5	1.094%
SKY RANCH WATER SERVICE CORP				
123	Sky Ranch	W	579.0	0.199%
	TOTAL NEVADA		<u>18,645.1</u>	<u>6.398%</u>
ARIZONA				
935&936&937&938	Bermuda Water Company	W	<u>8,529.4</u>	<u>2.927%</u>
Bio Tech			<u>178.0</u>	<u>0.061%</u>
GRAND TOTAL ALL STATES			<u>291,402.7</u>	<u>99.879%</u>

Sanlando Utilities Corporation
Docket No. 090402-WS
September 30, 2009 Allocation Percentages

CORPORATE ERCs 9/30/2009

<u>JDE Company</u>	<u>Company Name</u>	<u>ERC</u>	<u>ERC Percentage</u>
00110	APPLE CANYON UTILITY COMPANY	2,663.0	0.96%
00111	CAMELOT UTILITIES, INC.	430.0	0.15%
00112	CHARMAR WATER COMPANY	53.0	0.02%
00113	CHERRY HILL WATER COMPANY	258.6	0.09%
00114	CLARENDON WATER COMPANY	365.5	0.13%
00117	DEL MAR WATER CO.	80.5	0.03%
00118	FERSON CREEK UTILITIES COMPANY	754.0	0.27%
00119	GALENA TERRITORY UTILITIES, INC.	3,050.6	1.10%
00120	KILLARNEY WATER CO.	345.0	0.12%
00121	LAKE HOLIDAY UTILITIES CORP.	2,054.0	0.74%
00122	LAKE WILDWOOD UTILITIES CORP.	1,416.5	0.51%
00123	NORTHERN HILLS W & S CO.	348.0	0.13%
00124	LAKE MARIAN WATER CORPORATION	286.0	0.10%
00125	WILDWOOD WATER SERVICE COMPANY	193.0	0.07%
00126	VALENTINE WATER SERVICE, INC.	70.0	0.03%
00127	WALK UP WOODS WATER COMPANY	217.0	0.08%
00128	WHISPERING HILLS WATER COMPANY	2,318.5	0.83%
00129	HOLIDAY HILLS UTILITIES INC	244.0	0.09%
00130	MEDINA UTILITIES CORPORATION	450.2	0.16%
00131	WESTLAKE UTILITIES INC	956.6	0.34%
00132	CEDAR BLUFF UTILITIES, INC.	119.0	0.04%
00133	HARBOR RIDGE UTILITIES, INC.	640.0	0.23%
00134	GREAT NORTHERN UTILITIES, INC.	360.0	0.13%
00150	TWIN LAKES UTILITIES, INC.	6,175.6	2.22%
00151	WATER SERVICE CO INDIANA INC	378.0	0.14%
00152	INDIANA WATER SERVICE INC	1,820.3	0.66%
00181	ELK RIVER UTILITIES, INC.	378.0	0.14%
00182	CAROLINA WATER SERV.,INC. OF N.C.	40,420.0	14.55%
00183	CWS SYSTEMS, INC. - FAIRFIELD SYSTEMS	12,881.8	4.64%
00187	CAROLINA TRACE UTILITIES, INC.	2,976.0	1.07%
00188	TRANSYLVANIA UTIL., INC.	3,451.6	1.24%
00190	CAROLINA PINES UTILITIES INC	349.0	0.13%
00191	BRADFIELD FARMS WATER COMPANY	2,353.0	0.85%
00192	NERO UTILITY SERVICES INC	256.0	0.09%
00220	TENNESSEE WATER SERVICE	560.0	0.20%
00241	TIERRA VERDE UTILITIES, INC.	2,094.2	0.75%
00242	LAKE PLACID UTILITIES INC	258.2	0.09%
00245	ALAFAYA UTILITIES, INC.	8,915.7	3.21%
00246	UTILITIES, INC. OF LONGWOOD	1,727.0	0.62%
00248	CYPRESS LAKES, UTILITIES, INC	2,396.3	0.86%
00249	UTILITIES, INC. OF EAGLE RIDGE	2,511.6	0.90%
00250	MID-COUNTY SERVICES, INC.	3,355.0	1.21%
00251	LAKE UTILITIES, INC.	11,962.9	4.31%
00252	UTILITIES, INC. OF FLORIDA	9,455.3	3.40%
00255	SANLANDO UTILITIES CORP	21,014.2	7.57%
00256	UTILITIES, INC OF SANDALHAVEN	1,099.5	0.40%
00257	BAYSIDE UTILITY SERVICES INC	439.8	0.16%
00259	LABRADOR UTILITIES INC	1,532.8	0.55%
00260	UTILITIES, INC OF PENNBROOKE	2,709.0	0.98%
00262	SANDY CREEK UTILITY SERVICES INC	364.8	0.13%
00286	GREEN RIDGE UTILITIES, INC.	921.0	0.33%

CORPORATE ERCs 9/30/2009

<u>JDE Company</u>	<u>Company Name</u>	<u>ERC</u>	<u>ERC Percentage</u>
00287	PROVINCES UTILITIES, INC.	1,483.0	0.53%
00288	MARYLAND WATER SERVICES INC	2,117.5	0.76%
00300	MONTAGUE WATER COMPANY	1,019.6	0.37%
00315	UTILITIES, INC.OF WESTGATE	771.5	0.28%
00316	UTILITIES, INC. OF PENNSYLVANIA	2,133.0	0.77%
00317	PENN ESTATES UTILITIES INC	3,366.0	1.21%
00332	COLCHESTER PUBLIC SERVICE CORP.	169.0	0.06%
00333	MASSANUTTEN PUBLIC SERV. CORP.	5,313.4	1.91%
00345	WATER SERVICE CORPORATION OF KENTUCKY	7,421.9	2.67%
00356	LOUISIANA WATER SERVICE, INC.	10,147.9	3.65%
00357	UTILITIES INC OF LOUISIANA	11,153.0	4.02%
00385	SKIDAWAY ISLAND UTIL., INC.	10,141.5	3.65%
00386	WATER SERVICE COMPANY OF GEORGIA INC	2,032.0	0.73%
00400	SALEM CHURCH RD UTILITIES	19,712.7	7.10%
00401	UTILITIES SERVICES OF SOUTH CAROLINA INC	6,717.9	2.42%
00402	SOUTHLAND UTILITIES, INC. - CREEKWOOD	175.0	0.06%
00403	SOUTH CAROLINA UTILITIES, INC.	1,328.4	0.48%
00406	TEGA CAY WATER SERVICE, INC.	3,400.0	1.22%
00425	BERMUDA WATER COMPANY	8,587.6	3.09%
00450	UTILITIES, INC OF NEVADA	3,481.5	1.25%
00451	SPRING CREEK UTILITIES COMPANY	4,549.2	1.64%
00452	SKY RANCH WATER SERVICE	585.0	0.21%
00453	UTILITIES, INC OF CENTRAL NEVADA	11,201.4	4.03%
00900	BIO TECH ADMIN	297.0	0.11%
		<u>277,734.6</u>	<u>100.00%</u>