

PROGRESS ENERGY FLORIDA

DOCKET No. 110001-EI

**GPIF Targets and Ranges for
January through December 2012**

**DIRECT TESTIMONY OF
ROBERT M. OLIVER**

September 1, 2011

1 **Q. Please state your name and business address.**

2 A. My name is Robert M. Oliver. My business address is P.O. Box 1551,
3 Raleigh, North Carolina 27602.

4

5 **Q. By whom are you employed and in what capacity?**

6 A. I am employed by Progress Energy Carolinas Inc. as Manager of Portfolio
7 Management for Fuels and Power Optimization.

8

9 **Q. What are your duties and responsibilities in that capacity?**

10 A. As Manager of Portfolio Management for Fuels and Power Optimization, I
11 oversee the management of energy portfolios for Progress Energy Florida,
12 Inc. ("Progress Energy" or "Company"), as well as Progress Energy
13 Carolinas, Inc. My responsibilities include oversight of planning and
14 coordination associated with economic system operations, including unit
15 commitment and dispatch, fuel burns, and power marketing and trading
16 functions.

17

DOCUMENT NUMBER DATE

06330 SEP-11

FPSC-COMMISSION CLERK

1 **Q. What is the purpose of your testimony?**

2 A. The purpose of my testimony is to provide a recap of actual reward /
3 penalty for the period of January through December 2010 and also to
4 present the development of the Company's GPIF targets and ranges for
5 the period of January through December 2012. These GPIF targets and
6 ranges have been developed from individual unit equivalent availability and
7 average net operating heat rate targets and improvement/degradation
8 ranges for each of the Company's GPIF generating units, in accordance
9 with the Commission's GPIF Implementation Manual.

10

11 **Q. What GPIF incentive amount was calculated for the period January**
12 **through December 2010?**

13 A. PEF's calculated GPIF incentive amount for this period was a penalty of
14 \$2,980,090. Please refer to my testimony filed March 15, 2011 for the
15 details of how this incentive amount was calculated.

16

17 **Q. Do you have an exhibit to your testimony in this proceeding?**

18 A. Yes, I am sponsoring Exhibit No. ____ (RMO-1P) which consists of the
19 GPIF standard form schedules prescribed in the GPIF Implementation
20 Manual and supporting data, including unplanned outage rates, net
21 operating heat rates, and computer analyses and graphs for each of the
22 individual GPIF units. This 76-page exhibit is attached to my prepared
23 testimony and includes as its first page an index to the contents of the
24 exhibit.

1 **Q. Which of the Company's generating units have you included in the**
2 **GPIF program for the upcoming projection period?**

3 A. For the 2012 projection period, the GPIF program includes the following
4 units: Bartow Unit 4, Crystal River Units 4 and 5; and Hines Units 1
5 through 4. Combined, these units account for 82% of the estimated total
6 system net generation for the period. Bartow 4 was included even though
7 it has only 25 months of commercial history since it accounts for 19% of
8 generation.

9
10 **Q. Have you determined the equivalent availability targets and**
11 **improvement/degradation ranges for the Company's GPIF units?**

12 A. Yes. This information is included in the GPIF Target and Range Summary
13 on page 4 of my Exhibit No. ____ (RMO-1P).

14
15 **Q. How were the equivalent availability targets developed?**

16 A. The equivalent availability targets were developed using the methodology
17 established for the Company's GPIF units, as set forth in Section 4 of the
18 GPIF Implementation Manual. This includes the formulation of graphs
19 based on each unit's historic performance data for the four individual
20 unplanned outage rates (i.e., forced, partial forced, maintenance and
21 partial maintenance outage rates), which in combination constitute the
22 unit's equivalent unplanned outage rate (EUOR). From operational data
23 and these graphs, the individual target rates are determined through a
24 review of three years of monthly data points during the three year period.

1 The unit's four target rates are then used to calculate its unplanned outage
2 hours for the projection period. When the unit's projected planned outage
3 hours are taken into account, the hours calculated from these individual
4 unplanned outage rates can then be converted into an overall equivalent
5 unplanned outage factor (EUOF). Because factors are additive (unlike
6 rates), the unplanned and planned outage factors (EUOF and POF) when
7 added to the equivalent availability factor (EAF) will always equal 100%.
8 For example, an EUOF of 15% and POF of 10% results in an EAF of 75%.

9 The supporting tables and graphs for the target and range rates are
10 contained in pages 41-76 of my exhibit in the section entitled "Unplanned
11 Outage Rate Tables and Graphs."

12
13 **Q. Please describe the methodology utilized to develop the**
14 **improvement/degradation ranges for each GPIF unit's availability**
15 **targets?**

16 **A.** The methodology described in the GPIF Implementation Manual was used.
17 Ranges were first established for each of the four unplanned outage rates
18 associated with each unit. From an analysis of the unplanned outage
19 graphs, units with small historical variations in outage rates were assigned
20 narrow ranges and units with large variations were assigned wider ranges.
21 These individual ranges, expressed in term of rates, were then converted
22 into a single unit availability range, expressed in terms of a factor, using
23 the same procedure described above for converting the availability targets
24 from rates to factors.

1
2
3
4
5
6
7
8
9
10
11
12
13
14
15
16
17
18
19
20
21
22
23

Q. Were adjustments made to historical unit availability to account for significant anomalies in the historical period?

A. No.

Q. Have you determined the net operating heat rate targets and ranges for the Company's GPIF units?

A. Yes. This information is included in the Target and Range Summary on page 4 of my Exhibit No. ____ (RMO-1P).

Q. How were these heat rate targets and ranges developed?

A. The development of the heat rate targets and ranges for the upcoming period utilized historical data from the past three years, as described in the GPIF Implementation Manual. A "least squares" procedure was used to curve-fit the heat rate data within ranges having a 90% confidence level of including all data. The analyses and data plots used to develop the heat rate targets and ranges for each of the GPIF units are contained in pages 26-40 of my exhibit in the section entitled "Average Net Operating Heat Rate Curves."

Q. Were adjustments made to historical heat rates to account for estimated net output changes associated with scrubber and SCR installations?

1 A. Yes. Historical heat rates for Crystal River units 4 and 5 were restated as
2 if the scrubbers and SCRs were in place during the historical data period
3 prior to the in-service dates of the scrubbers and SCRs.

4
5 **Q. Please describe the overall impact of the adjustment on the Crystal
6 River Units 4 and 5 heat rate targets.**

7 A. The adjustment raised the heat rate targets, making the targets higher
8 than if using the unadjusted historical average.

9
10 **Q. How were the GPIF incentive points developed for the unit availability
11 and heat rate ranges?**

12 A. GPIF incentive points for availability and heat rate were developed by
13 evenly spreading the positive and negative point values from the target to
14 the maximum and minimum values in case of availability, and from the
15 neutral band to the maximum and minimum values in the case of heat
16 rate. The fuel savings (loss) dollars were evenly spread over the range in
17 the same manner as described for incentive points. The maximum
18 savings (loss) dollars are the same as those used in the calculation of the
19 weighting factors.

20
21 **Q. How were the GPIF weighting factors determined?**

22 A. To determine the weighting factors for availability, a series of simulations
23 was made using a production costing model in which each unit's maximum
24 equivalent availability was substituted for the target value to obtain a new

1 system fuel cost. The differences in fuel costs between these cases and
2 the target case determine the contribution of each unit's availability to fuel
3 savings. The heat rate contribution of each unit to fuel savings was
4 determined by multiplying the BTU savings between the minimum and
5 target heat rates (at constant generation) by the average cost per BTU for
6 that unit. Weighting factors were then calculated by dividing each
7 individual unit's fuel savings by total system fuel savings.

8
9 **Q. What was the basis for determining the estimated maximum incentive**
10 **amount?**

11 A. The determination of the maximum reward or penalty was based upon
12 monthly common equity projections obtained from a detailed financial
13 simulation performed by the Company's Corporate Model.

14
15 **Q. What is the Company's estimated maximum incentive amount for**
16 **2012?**

17 A. The estimated maximum incentive for the Company is \$19,755,160. The
18 calculation of the estimated maximum incentive is shown on page 3 of my
19 Exhibit No. ____ (RMO-1P).

20
21 **Q. Does this conclude your testimony?**

22 A. Yes, it does.

**GPIF Targets and Ranges for
January through December 2012**

STANDARD FORM GPIF SCHEDULES

<u>Description</u>	<u>Page</u>
Index	1
Reward/Penalty Table (Estimated)	2
Maximum Incentive Dollars (Estimated)	3
Target and Range Summary	4
Comparison of Targets with Prior Period Performance	5-6
Derivation of Weighting Factors	7
Incentive Points Tables	8-15
Unit Performance Data (Estimated)	16-23
Planned Outage Schedule (Estimated)	24-25
Average Net Operating Heat Rate Curves	26-40
Unplanned Outage Rate Tables and Graphs	41-76

GENERATING PERFORMANCE INCENTIVE FACTOR

REWARD/PENALTY TABLE

ESTIMATED

Progress Energy Florida
 Period of: January 2012 - December 2012

Generating Performance Incentive Points (GPIF)	Fuel Saving/Loss (\$)	Generating Performance Incentive Factor (\$)
-----	-----	-----
10	\$74,307,278	\$19,755,160
9	\$66,876,550	\$17,779,644
8	\$59,445,822	\$15,804,128
7	\$52,015,094	\$13,828,612
6	\$44,584,367	\$11,853,096
5	\$37,153,639	\$9,877,580
4	\$29,722,911	\$7,902,064
3	\$22,292,183	\$5,926,548
2	\$14,861,456	\$3,951,032
1	\$7,430,728	\$1,975,516
0	\$0	\$0
-1	(\$11,402,918)	(\$1,975,516)
-2	(\$22,805,836)	(\$3,951,032)
-3	(\$34,208,753)	(\$5,926,548)
-4	(\$45,611,671)	(\$7,902,064)
-5	(\$57,014,589)	(\$9,877,580)
-6	(\$68,417,507)	(\$11,853,096)
-7	(\$79,820,424)	(\$13,828,612)
-8	(\$91,223,342)	(\$15,804,128)
-9	(\$102,626,260)	(\$17,779,644)
-10	(\$114,029,178)	(\$19,755,160)

Issued by: Progress Energy Florida

Filed:
 Suspended:
 Effective:
 Docket No.:
 Order No.:

GENERATION PERFORMANCE INCENTIVE FACTOR
CALCULATION OF MAXIMUM ALLOWED INCENTIVE DOLLARS

ESTIMATED

Progress Energy Florida
Period of: January 2012 - December 2012

1	Beginning of period balance of common equity	\$4,842,563,971
	END OF MONTH BALANCE OF COMMON EQUITY:	
2	Month of JANUARY 2012	\$4,871,496,920
3	Month of FEBRUARY 2012	\$4,829,136,271
4	Month of MARCH 2012	\$4,873,561,042
5	Month of APRIL 2012	\$4,894,912,906
6	Month of MAY 2012	\$4,879,883,982
7	Month of JUNE 2012	\$4,963,841,856
8	Month of JULY 2012	\$5,014,233,571
9	Month of AUGUST 2012	\$5,001,440,370
10	Month of SEPTEMBER 2012	\$5,077,571,595
11	Month of OCTOBER 2012	\$5,107,061,497
12	Month of NOVEMBER 2012	\$5,063,974,549
13	Month of DECEMBER 2012	\$5,125,875,578
14	Average common equity for the period (Summation of LINE 1 through LINE 13 divided by 13)	\$4,965,042,624
15	25 Basis Points	0.0025
16	Revenue Expansion Factor	61.3808%
17	Maximum allowed incentive dollars (LINE 14 times LINE 15 divided by LINE 16)	\$20,222,295
18	Jurisdictional Sales	36,913,251 MWH
19	Total Sales	37,786,285 MWH
20	Jurisdictional Separation Factor (LINE 18 divided by LINE 19)	97.69%
21	Maximum allowed jurisdictional incentive dollars (LINE 17 times LINE 20)	\$19,755,160

Issued by: Progress Energy Florida

Filed:
Suspended:
Effective:
Docket No.:
Order No.:

GPIF TARGET AND RANGE SUMMARY

Progress Energy Florida
 Period of: January 2012 - December 2012

Plant/Unit	Weighting Factor (%)	EAF Target (%)	EAF RANGE		Max. Fuel Savings (\$000)	Max. Fuel Loss (\$000)
			Max. (%)	Min. (%)		
Bartow 4	9.63	81.81	85.95	73.42	7,684	(22,307)
Crystal River 4	9.38	90.50	94.92	81.71	7,483	(21,288)
Crystal River 5	5.54	85.12	87.62	80.06	4,419	(8,549)
Hines 1	3.12	84.31	87.29	78.37	2,488	(5,132)
Hines 2	2.93	86.26	88.74	81.17	2,335	(4,371)
Hines 3	1.97	79.62	80.98	76.79	1,575	(2,748)
Hines 4	2.60	82.61	84.69	78.32	2,076	(3,387)
GPIF System	35.16				28,060	(67,782)

Plant/Unit	Weighting Factor (%)	ANOHR Target (BTU/KWH)	NOF	ANOHR RANGE		Max. Fuel Savings (\$000)	Max. Fuel Loss (\$000)
				Min. (BTU/KWH)	Max. (BTU/KWH)		
Bartow 4	18.97	7,428	68.0	6,999	7,856	15,143	(15,143)
Crystal River 4	12.29	9,947	83.5	9,334	10,560	9,808	(9,808)
Crystal River 5	10.36	9,937	88.5	9,407	10,467	8,265	(8,265)
Hines 1	4.47	7,291	83.6	7,054	7,528	3,565	(3,565)
Hines 2	5.60	7,158	79.0	6,885	7,431	4,467	(4,467)
Hines 3	6.48	7,167	88.4	6,856	7,477	5,171	(5,171)
Hines 4	6.67	6,961	88.7	6,658	7,263	5,325	(5,325)
GPIF System	64.84					51,744	(51,744)

Issued by: Progress Energy Florida

Filed:
 Suspended:
 Effective:
 Docket No.:
 Order No.:

COMPARISON OF GPIF TARGETS VS. PRIOR PERIODS' ACTUAL PERFORMANCE AVAILABILITY

Progress Energy Florida
 Period of: January 2012 - December 2012

Plant/Unit	Target	Norm.	Target			Actual Performance			Actual Performance		
	Wt.	Wt.	POE	EUOF	EUOR	1st Prior Period			2nd Prior Period		
	Factor	Factor				Jan-Jun 2011			Jan-Dec 2010		
			POE	EUOF	EUOR	POE	EUOF	EUOR	POE	EUOF	EUOR
Bartow 4	9.63	27.38	9.36	8.84	8.96	0.00	4.30	4.30	0.00	8.63	8.63
Crystal River 4	9.38	26.67	0.00	9.50	9.50	4.67	3.31	3.47	22.53	9.18	11.85
Crystal River 5	5.54	15.75	9.56	5.31	5.87	15.81	4.37	5.19	2.16	6.77	6.91
Hines 1	3.12	8.87	9.29	6.40	7.36	33.58	5.67	8.54	11.14	9.61	10.82
Hines 2	2.93	8.32	8.47	5.27	5.83	21.97	3.03	3.89	6.84	4.79	5.15
Hines 3	1.97	5.61	17.49	2.90	3.54	12.64	0.42	0.48	9.03	3.46	3.79
Hines 4	2.60	7.40	12.98	4.41	4.93	9.43	1.94	2.14	9.18	3.18	3.50
GPIF System Wghtd. Avg.	35.16	100.00	7.54	7.28	7.61	9.95	3.67	4.19	9.09	7.56	8.47

Plant/Unit	Actual Performance			Actual Performance			Actual Performance		
	3rd Prior Period			4th Prior Period			5th Prior Period		
	Jan-Dec 2009			Jan-Dec 2008			Jan-Dec 2007		
	POE	EUOF	EUOR	POE	EUOF	EUOR	POE	EUOF	EUOR
Bartow 4	0.00	13.44	13.44	N/A	N/A	N/A	N/A	N/A	N/A
Crystal River 4	0.00	9.49	9.86	14.02	8.13	9.45	2.87	3.29	3.39
Crystal River 5	36.23	3.68	5.76	0.00	6.92	6.92	4.84	3.97	4.17
Hines 1	6.75	3.70	3.99	5.53	10.03	11.08	23.77	2.42	4.17
Hines 2	8.99	4.40	5.07	18.90	6.28	8.18	9.51	2.57	3.08
Hines 3	8.00	5.75	6.53	14.46	3.88	4.58	12.11	0.88	1.03
Hines 4	18.66	7.88	10.31	12.02	0.95	1.24	0.00	19.60	52.39
GPIF System Wghtd. Avg.	8.88	8.39	9.12	7.50	4.96	5.62	5.11	3.43	6.12

Issued by: Progress Energy Florida

Filed:
 Suspended:
 Effective:
 Docket No.:
 Order No.:

**COMPARISON OF GPIF TARGETS VS. PRIOR PERIODS' ACTUAL PERFORMANCE
AVERAGE NET OPERATING HEAT RATE**

Progress Energy Florida
Period of: January 2012 - December 2012

Plant/Unit	Target Wt. Factor	Norm. Wt. Factor	Average Heat Rate Target	1st Prior HR Jan 2010 - Dec 2010	2nd Prior HR Jan 2009 - Dec 2009	3rd Prior HR Jan 2008 - Dec 2008
Bartow 4	18.97	29.26	7,428	7,457	7,442	N/A
Crystal River 4	12.29	18.96	9,947	9,830	10,110	10,200
Crystal River 5	10.36	15.97	9,937	9,873	10,120	10,026
Hines 1	4.47	6.89	7,291	7,309	7,269	7,397
Hines 2	5.60	8.63	7,158	7,228	7,069	7,082
Hines 3	6.48	9.99	7,167	7,211	7,138	7,155
Hines 4	6.67	10.29	6,961	6,977	6,987	7,009
			-	-	-	-
			-	-	-	-
			-	-	-	-
			-	-	-	-
			-	-	-	-
			-	-	-	-
GPIF System Weighted Avg.	64.84	100.00	8,199	8,189	8,254	8,613

Issued by: Progress Energy Florida

Filed:
Suspended:
Effective:
Docket No:

DERIVATION OF WEIGHTING FACTORS

Progress Energy Florida
 Period of: January 2012 - December 2012

Unit Performance Indicator	Production Costing Simulation Fuel Cost (\$000)			Weighting Factor (% of Savings)
	At Target (1)	At Maximum Improvement (2)	Savings (3)	
Bartow 4 EA	2,459,390	2,451,706	7,684	9.63
Bartow 4 HR	2,459,390	2,444,248	15,143	18.97
Crystal River 4 EA	2,459,390	2,451,907	7,483	9.38
Crystal River 4 HR	2,459,390	2,449,582	9,808	12.29
Crystal River 5 EA	2,459,390	2,454,971	4,419	5.54
Crystal River 5 HR	2,459,390	2,451,126	8,265	10.36
Hines 1 EA	2,459,390	2,456,902	2,488	3.12
Hines 1 HR	2,459,390	2,455,825	3,565	4.47
Hines 2 EA	2,459,390	2,457,056	2,335	2.93
Hines 2 HR	2,459,390	2,454,923	4,467	5.60
Hines 3 EA	2,459,390	2,457,816	1,575	1.97
Hines 3 HR	2,459,390	2,454,219	5,171	6.48
Hines 4 EA	2,459,390	2,457,314	2,076	2.60
Hines 4 HR	2,459,390	2,454,065	5,325	6.67

1. Fuel Adjustment Base Case - all unit performance indicators at Target.
2. All other unit performance indicators at Target.
3. Expressed in replacement costs.

Issued by: Progress Energy Florida

Filed:
 Suspended:
 Effective:
 Docket No.:
 Order No.:

INCENTIVE POINTS TABLES

GENERATING PERFORMANCE INCENTIVE POINTS TABLE

Progress Energy Florida
 Period of: January 2012 - December 2012

Bartow 4

Equivalent Availability (Points)	Fuel Savings/Loss (\$)	Equivalent Availability (%)	Average Heat Rate (Points)	Fuel Savings/Loss (\$)	Average Heat Rate (BTU/KWH)
10	\$7,684,000	85.95	10	\$15,142,743	6,999.5
9	\$6,915,600	85.53	9	\$13,628,469	7,034.8
8	\$6,147,200	85.12	8	\$12,114,195	7,070.2
7	\$5,378,800	84.70	7	\$10,599,920	7,105.5
6	\$4,610,400	84.29	6	\$9,085,646	7,140.8
5	\$3,842,000	83.88	5	\$7,571,372	7,176.2
4	\$3,073,600	83.46	4	\$6,057,097	7,211.5
3	\$2,305,200	83.05	3	\$4,542,823	7,246.9
2	\$1,536,800	82.63	2	\$3,028,549	7,282.2
1	\$768,400	82.22	1	\$1,514,274	7,317.5
					7,352.9
0	\$0	81.81	0	\$0	7,427.9
					7,502.9
-1	(\$2,230,670)	80.97	-1	(\$1,514,274)	7,538.2
-2	(\$4,461,340)	80.13	-2	(\$3,028,549)	7,573.5
-3	(\$6,692,010)	79.29	-3	(\$4,542,823)	7,608.9
-4	(\$8,922,680)	78.45	-4	(\$6,057,097)	7,644.2
-5	(\$11,153,350)	77.61	-5	(\$7,571,372)	7,679.6
-6	(\$13,384,020)	76.77	-6	(\$9,085,646)	7,714.9
-7	(\$15,614,690)	75.93	-7	(\$10,599,920)	7,750.2
-8	(\$17,845,360)	75.09	-8	(\$12,114,195)	7,785.6
-9	(\$20,076,030)	74.26	-9	(\$13,628,469)	7,820.9
-10	(\$22,306,700)	73.42	-10	(\$15,142,743)	7,856.2

Equivalent Availability
Weighting Factor:

9.63%

Heat Rate
Weighting Factor:

18.97%

Issued by: Progress Energy Florida

Filed:
 Suspended:
 Effective:
 Docket No.:
 Order No.:

GENERATING PERFORMANCE INCENTIVE POINTS TABLE

Progress Energy Florida
 Period of: January 2012 - December 2012

Crystal River 4

Equivalent Availability (Points)	Fuel Savings/Loss (\$)	Equivalent Availability (%)	Average Heat Rate (Points)	Fuel Savings/Loss (\$)	Average Heat Rate (BTU/KWH)
10	\$7,483,100	94.92	10	\$9,808,282	9,333.7
9	\$6,734,790	94.48	9	\$8,827,454	9,387.5
8	\$5,986,480	94.04	8	\$7,846,625	9,441.4
7	\$5,238,170	93.59	7	\$6,865,797	9,495.2
6	\$4,489,860	93.15	6	\$5,884,969	9,549.0
5	\$3,741,550	92.71	5	\$4,904,141	9,602.8
4	\$2,993,240	92.27	4	\$3,923,313	9,656.6
3	\$2,244,930	91.83	3	\$2,942,485	9,710.5
2	\$1,496,620	91.38	2	\$1,961,656	9,764.3
1	\$748,310	90.94	1	\$980,828	9,818.1
					9,871.9
0	\$0	90.50	0	\$0	9,946.9
					10,021.9
-1	(\$2,128,820)	89.62	-1	(\$980,828)	10,075.7
-2	(\$4,257,640)	88.74	-2	(\$1,961,656)	10,129.6
-3	(\$6,386,460)	87.86	-3	(\$2,942,485)	10,183.4
-4	(\$8,515,280)	86.98	-4	(\$3,923,313)	10,237.2
-5	(\$10,644,100)	86.10	-5	(\$4,904,141)	10,291.0
-6	(\$12,772,920)	85.22	-6	(\$5,884,969)	10,344.9
-7	(\$14,901,740)	84.35	-7	(\$6,865,797)	10,398.7
-8	(\$17,030,560)	83.47	-8	(\$7,846,625)	10,452.5
-9	(\$19,159,380)	82.59	-9	(\$8,827,454)	10,506.3
-10	(\$21,288,200)	81.71	-10	(\$9,808,282)	10,560.1

Equivalent Availability
Weighting Factor:

10.07%

Heat Rate
Weighting Factor:

13.20%

Issued by: Progress Energy Florida

Filed:
 Suspended:
 Effective:
 Docket No.:
 Order No.:

GENERATING PERFORMANCE INCENTIVE POINTS TABLE

Progress Energy Florida
 Period of: January 2012 - December 2012

Crystal River 5

Equivalent Availability (Points)	Fuel Savings/Loss (\$)	Equivalent Availability (%)	Average Heat Rate (Points)	Fuel Savings/Loss (\$)	Average Heat Rate (BTU/KWH)
10	\$4,419,000	87.62	10	\$8,264,649	9,406.6
9	\$3,977,100	87.37	9	\$7,438,185	9,452.2
8	\$3,535,200	87.12	8	\$6,611,720	9,497.7
7	\$3,093,300	86.87	7	\$5,785,255	9,543.2
6	\$2,651,400	86.62	6	\$4,958,790	9,588.8
5	\$2,209,500	86.37	5	\$4,132,325	9,634.3
4	\$1,767,600	86.12	4	\$3,305,860	9,679.8
3	\$1,325,700	85.87	3	\$2,479,395	9,725.4
2	\$883,800	85.62	2	\$1,652,930	9,770.9
1	\$441,900	85.37	1	\$826,465	9,816.5
0	\$0	85.12	0	\$0	9,862.0
-1	(\$854,930)	84.62	-1	(\$826,465)	9,937.0
-2	(\$1,709,860)	84.11	-2	(\$1,652,930)	10,012.0
-3	(\$2,564,790)	83.60	-3	(\$2,479,395)	10,057.5
-4	(\$3,419,720)	83.10	-4	(\$3,305,860)	10,103.1
-5	(\$4,274,650)	82.59	-5	(\$4,132,325)	10,148.6
-6	(\$5,129,580)	82.09	-6	(\$4,958,790)	10,194.1
-7	(\$5,984,510)	81.58	-7	(\$5,785,255)	10,239.7
-8	(\$6,839,440)	81.07	-8	(\$6,611,720)	10,285.2
-9	(\$7,694,370)	80.57	-9	(\$7,438,185)	10,330.7
-10	(\$8,549,300)	80.06	-10	(\$8,264,649)	10,376.3
					10,421.8
					10,467.3

Equivalent Availability
Weighting Factor:

5.95%

Heat Rate
Weighting Factor:

11.12%

Issued by: Progress Energy Florida

Filed:
 Suspended:
 Effective:
 Docket No.:
 Order No.:

GENERATING PERFORMANCE INCENTIVE POINTS TABLE

Progress Energy Florida
 Period of: January 2012 - December 2012

Hines 1

Equivalent Availability (Points)	Fuel Savings/Loss (\$)	Equivalent Availability (%)	Average Heat Rate (Points)	Fuel Savings/Loss (\$)	Average Heat Rate (BTU/KWH)
10	\$2,488,200	87.29	10	\$3,565,143	7,053.9
9	\$2,239,380	87.00	9	\$3,208,629	7,070.1
8	\$1,990,560	86.70	8	\$2,852,115	7,086.3
7	\$1,741,740	86.40	7	\$2,495,600	7,102.5
6	\$1,492,920	86.10	6	\$2,139,086	7,118.7
5	\$1,244,100	85.80	5	\$1,782,572	7,134.8
4	\$995,280	85.51	4	\$1,426,057	7,151.0
3	\$746,460	85.21	3	\$1,069,543	7,167.2
2	\$497,640	84.91	2	\$713,029	7,183.4
1	\$248,820	84.61	1	\$356,514	7,199.6
					7,215.8
0	\$0	84.31	0	\$0	7,290.8
					7,365.8
-1	(\$513,150)	83.72	-1	(\$356,514)	7,381.9
-2	(\$1,026,300)	83.12	-2	(\$713,029)	7,398.1
-3	(\$1,539,450)	82.53	-3	(\$1,069,543)	7,414.3
-4	(\$2,052,600)	81.94	-4	(\$1,426,057)	7,430.5
-5	(\$2,565,750)	81.34	-5	(\$1,782,572)	7,446.7
-6	(\$3,078,900)	80.75	-6	(\$2,139,086)	7,462.9
-7	(\$3,592,050)	80.15	-7	(\$2,495,600)	7,479.0
-8	(\$4,105,200)	79.56	-8	(\$2,852,115)	7,495.2
-9	(\$4,618,350)	78.96	-9	(\$3,208,629)	7,511.4
-10	(\$5,131,500)	78.37	-10	(\$3,565,143)	7,527.6

Equivalent Availability
Weighting Factor:

3.35%

Heat Rate
Weighting Factor:

4.80%

Issued by: Progress Energy Florida

Filed:
 Suspended:
 Effective:
 Docket No.:
 Order No.:

GENERATING PERFORMANCE INCENTIVE POINTS TABLE

Progress Energy Florida
 Period of: January 2012 - December 2012

Hines 2

Equivalent Availability (Points)	Fuel Savings/Loss (\$)	Equivalent Availability (%)	Average Heat Rate (Points)	Fuel Savings/Loss (\$)	Average Heat Rate (BTU/KWH)
10	\$2,334,600	88.74	10	\$4,467,129	6,885.5
9	\$2,101,140	88.49	9	\$4,020,416	6,905.3
8	\$1,867,680	88.25	8	\$3,573,704	6,925.1
7	\$1,634,220	88.00	7	\$3,126,991	6,944.8
6	\$1,400,760	87.75	6	\$2,680,278	6,964.6
5	\$1,167,300	87.50	5	\$2,233,565	6,984.4
4	\$933,840	87.26	4	\$1,786,852	7,004.2
3	\$700,380	87.01	3	\$1,340,139	7,024.0
2	\$466,920	86.76	2	\$893,426	7,043.8
1	\$233,460	86.51	1	\$446,713	7,063.6
					7,083.4
0	\$0	86.26	0	\$0	7,158.4
					7,233.4
-1	(\$437,090)	85.75	-1	(\$446,713)	7,253.1
-2	(\$874,180)	85.25	-2	(\$893,426)	7,272.9
-3	(\$1,311,270)	84.74	-3	(\$1,340,139)	7,292.7
-4	(\$1,748,360)	84.23	-4	(\$1,786,852)	7,312.5
-5	(\$2,185,450)	83.72	-5	(\$2,233,565)	7,332.3
-6	(\$2,622,540)	83.21	-6	(\$2,680,278)	7,352.1
-7	(\$3,059,630)	82.70	-7	(\$3,126,991)	7,371.9
-8	(\$3,496,720)	82.19	-8	(\$3,573,704)	7,391.6
-9	(\$3,933,810)	81.68	-9	(\$4,020,416)	7,411.4
-10	(\$4,370,900)	81.17	-10	(\$4,467,129)	7,431.2

Equivalent Availability
Weighting Factor:

3.14%

Heat Rate
Weighting Factor:

6.01%

Issued by: Progress Energy Florida

Filed:
 Suspended:
 Effective:
 Docket No.:
 Order No.:

GENERATING PERFORMANCE INCENTIVE POINTS TABLE

Progress Energy Florida
 Period of: January 2012 - December 2012

Hines 3

Equivalent Availability (Points)	Fuel Savings/Loss (\$)	Equivalent Availability (%)	Average Heat Rate (Points)	Fuel Savings/Loss (\$)	Average Heat Rate (BTU/KWH)
10	\$1,574,900	80.98	10	\$5,171,057	6,855.9
9	\$1,417,410	80.85	9	\$4,653,951	6,879.5
8	\$1,259,920	80.71	8	\$4,136,845	6,903.0
7	\$1,102,430	80.57	7	\$3,619,740	6,926.6
6	\$944,940	80.44	6	\$3,102,634	6,950.2
5	\$787,450	80.30	5	\$2,585,528	6,973.7
4	\$629,960	80.16	4	\$2,068,423	6,997.3
3	\$472,470	80.03	3	\$1,551,317	7,020.8
2	\$314,980	79.89	2	\$1,034,211	7,044.4
1	\$157,490	79.75	1	\$517,106	7,068.0
0	\$0	79.62	0	\$0	7,091.5
-1	(\$274,840)	79.33	-1	(\$517,106)	7,166.5
-2	(\$549,680)	79.05	-2	(\$1,034,211)	7,241.5
-3	(\$824,520)	78.77	-3	(\$1,551,317)	7,265.1
-4	(\$1,099,360)	78.48	-4	(\$2,068,423)	7,288.6
-5	(\$1,374,200)	78.20	-5	(\$2,585,528)	7,312.2
-6	(\$1,649,040)	77.92	-6	(\$3,102,634)	7,335.8
-7	(\$1,923,880)	77.64	-7	(\$3,619,740)	7,359.3
-8	(\$2,198,720)	77.35	-8	(\$4,136,845)	7,382.9
-9	(\$2,473,560)	77.07	-9	(\$4,653,951)	7,406.4
-10	(\$2,748,400)	76.79	-10	(\$5,171,057)	7,430.0
					7,453.6
					7,477.1

Equivalent Availability
Weighting Factor:

2.12%

Heat Rate
Weighting Factor:

6.96%

Issued by: Progress Energy Florida

Filed:
 Suspended:
 Effective:
 Docket No.:
 Order No.:

GENERATING PERFORMANCE INCENTIVE POINTS TABLE

Progress Energy Florida
 Period of: January 2012 - December 2012

Hines 4

Equivalent Availability (Points)	Fuel Savings/Loss (\$)	Equivalent Availability (%)	Average Heat Rate (Points)	Fuel Savings/Loss (\$)	Average Heat Rate (BTU/KWH)
10	\$2,076,300	84.69	10	\$5,325,220	6,658.4
9	\$1,868,670	84.48	9	\$4,792,698	6,681.1
8	\$1,661,040	84.27	8	\$4,260,176	6,703.9
7	\$1,453,410	84.07	7	\$3,727,654	6,726.6
6	\$1,245,780	83.86	6	\$3,195,132	6,749.3
5	\$1,038,150	83.65	5	\$2,662,610	6,772.1
4	\$830,520	83.44	4	\$2,130,088	6,794.8
3	\$622,890	83.24	3	\$1,597,566	6,817.6
2	\$415,260	83.03	2	\$1,065,044	6,840.3
1	\$207,630	82.82	1	\$532,522	6,863.0
					6,885.8
0	\$0	82.61	0	\$0	6,960.8
					7,035.8
-1	(\$338,700)	82.18	-1	(\$532,522)	7,058.5
-2	(\$677,400)	81.75	-2	(\$1,065,044)	7,081.3
-3	(\$1,016,100)	81.33	-3	(\$1,597,566)	7,104.0
-4	(\$1,354,800)	80.90	-4	(\$2,130,088)	7,126.7
-5	(\$1,693,500)	80.47	-5	(\$2,662,610)	7,149.5
-6	(\$2,032,200)	80.04	-6	(\$3,195,132)	7,172.2
-7	(\$2,370,900)	79.61	-7	(\$3,727,654)	7,195.0
-8	(\$2,709,600)	79.18	-8	(\$4,260,176)	7,217.7
-9	(\$3,048,300)	78.75	-9	(\$4,792,698)	7,240.4
-10	(\$3,387,000)	78.32	-10	(\$5,325,220)	7,263.2

Equivalent Availability
Weighting Factor:

2.79%

Heat Rate
Weighting Factor:

7.17%

Issued by: Progress Energy Florida

Filed:
 Suspended:
 Effective:
 Docket No.:
 Order No.:

UNIT PERFORMANCE DATA

ESTIMATED UNIT PERFORMANCE DATA

Progress Energy Florida
 Period of: January 2012 - December 2012

PLANT/UNIT Bartow 4	Jan	Feb	Mar	Apr	May	Jun	Jul	Aug	Sep	Oct	Nov	Dec	Year
1. EAF	91.43	91.07	65.30	91.19	91.35	91.07	91.14	91.11	91.17	91.15	56.08	40.30	81.81
2. POF	0.00	0.00	25.81	0.00	0.00	0.00	0.00	0.00	0.00	0.00	35.00	50.81	9.36
3. EUOF	8.57	8.93	8.90	8.81	8.65	8.93	8.86	8.89	8.83	8.85	8.92	8.89	8.84
4. EUOR	8.96	8.96	8.96	8.96	8.96	8.96	8.96	8.96	8.96	8.96	8.96	8.96	8.96
5. PH	744	696	744	720	744	720	744	744	720	744	720	744	8,784
6. SH	689.1	672.1	715.6	685.4	695.8	695.2	712.9	714.6	687.2	711.5	694.4	715.1	8,388.9
7. RSH	32.1	1.7	4.8	12.0	25.2	1.8	7.6	5.8	10.1	9.0	2.7	5.3	118.1
8. UH	22.8	22.2	23.6	22.6	23.0	23.0	23.5	23.6	22.7	23.5	22.9	23.6	277.0
9. POH & PPOH	0.0	0.0	192.0	0.0	0.0	0.0	0.0	0.0	0.0	0.0	252.0	378.0	822.0
10. FOH & PFOH	40.1	39.1	41.6	39.9	40.5	40.4	41.5	41.6	40.0	41.4	40.4	41.6	487.9
11. MOH & PMOH	23.7	23.1	24.6	23.5	23.9	23.9	24.5	24.5	23.6	24.4	23.9	24.6	288.2
12. Oper. Btu(MBtu)	4,131,400	4,268,556	3,472,751	4,334,799	4,135,200	4,492,702	4,642,969	4,502,439	4,104,960	4,613,278	2,939,044	2,317,600	48,036,749
13. Net Gen. (MWH)	557,583.0	578,006.0	463,840.0	586,832.0	557,827.0	608,991.0	629,662.0	609,389.0	553,904.0	625,463.0	390,396.0	305,205.0	6,467,098.0
14. ANOHR (Btu/KWH)	7,409	7,385	7,487	7,387	7,413	7,377	7,374	7,388	7,411	7,376	7,528	7,594	7,428
15. NOF (%)	71.4	75.9	57.2	75.6	70.8	77.3	78.0	75.3	71.1	77.6	49.6	37.7	68.0
16. NSC (MW)	1133	1133	1133	1133	1133	1133	1133	1133	1133	1133	1133	1133	1133
17. ANOHR Equation	ANOHR=	-5.456 x NOF +		7,799.1									

Issued by: Progress Energy Florida

Filed:
 Suspended:
 Effective:
 Docket No.:
 Order No.:

ESTIMATED UNIT PERFORMANCE DATA

Progress Energy Florida
 Period of: January 2012 - December 2012

PLANT/UNIT Crystal River 4	Jan	Feb	Mar	Apr	May	Jun	Jul	Aug	Sep	Oct	Nov	Dec	Year
1. EAF	90.50	90.50	90.50	90.50	90.50	90.50	90.50	90.50	90.50	90.50	90.50	90.50	90.50
2. POF	0.00	0.00	0.00	0.00	0.00	0.00	0.00	0.00	0.00	0.00	0.00	0.00	0.00
3. EUOF	9.50	9.50	9.50	9.50	9.50	9.50	9.50	9.50	9.50	9.50	9.50	9.50	9.50
4. EUOR	9.50	9.50	9.50	9.50	9.50	9.50	9.50	9.50	9.50	9.50	9.50	9.50	9.50
5. PH	744	696	744	720	744	720	744	744	720	744	720	744	8,784
6. SH	700.2	655.0	700.2	677.6	700.2	677.6	700.2	700.2	677.6	700.2	677.6	700.2	8,267.1
7. RSH	0.0	0.0	0.0	0.0	0.0	0.0	0.0	0.0	0.0	0.0	0.0	0.0	0.0
8. UH	43.8	41.0	43.8	42.4	43.8	42.4	43.8	43.8	42.4	43.8	42.4	43.8	516.9
9. POH & PPOH	0.0	0.0	0.0	0.0	0.0	0.0	0.0	0.0	0.0	0.0	0.0	0.0	0.0
10. FOH & PFOH	41.7	39.0	41.7	40.3	41.7	40.3	41.7	41.7	40.3	41.7	40.3	41.7	491.9
11. MOH & PMOH	29.0	27.1	29.0	28.1	29.0	28.1	29.0	29.0	28.1	29.0	28.1	29.0	342.6
12. Oper. Btu(MBtu)	4,037,559	3,688,281	4,211,762	3,875,334	4,048,477	4,048,875	4,198,706	4,237,269	4,042,960	4,066,590	4,112,136	4,311,288	48,911,302
13. Net Gen. (MWH)	399,982.0	360,823.0	427,750.0	382,209.0	401,660.0	409,497.0	425,590.0	432,010.0	408,530.0	404,461.0	420,022.0	444,693.0	4,917,227.0
14. ANOHR (Btu/KWH)	10,094	10,222	9,846	10,139	10,079	9,887	9,866	9,808	9,896	10,054	9,790	9,695	9,947
15. NOF (%)	80.2	77.4	85.8	79.2	80.6	84.9	85.4	86.7	84.7	81.1	87.1	89.2	83.5
16. NSC (MW)	712	712	712	712	712	712	712	712	712	712	712	712	712
17. ANOHR Equation	ANOHR=	-44,533 x NOF +		13,667.1									

Issued by: Progress Energy Florida

Filed:
 Suspended:
 Effective:
 Docket No.:
 Order No.:

ESTIMATED UNIT PERFORMANCE DATA

Progress Energy Florida
 Period of: January 2012 - December 2012

PLANT/UNIT Crystal River 5	Jan	Feb	Mar	Apr	May	Jun	Jul	Aug	Sep	Oct	Nov	Dec	Year
1. EAF	94.13	94.13	94.13	94.13	94.13	94.13	94.13	94.13	94.13	15.18	65.89	94.13	85.12
2. POF	0.00	0.00	0.00	0.00	0.00	0.00	0.00	0.00	0.00	83.87	30.00	0.00	9.56
3. EUOF	5.87	5.87	5.87	5.87	5.87	5.87	5.87	5.87	5.87	0.95	4.11	5.87	5.31
4. EUOR	5.87	5.87	5.87	5.87	5.87	5.87	5.87	5.87	5.87	5.87	5.87	5.87	5.87
5. PH	744	696	744	720	744	720	744	744	720	744	720	744	8,784
6. SH	718.7	672.3	718.7	695.5	718.7	695.5	718.7	718.7	695.5	115.9	486.9	718.7	7,673.8
7. RSH	0.0	0.0	0.0	0.0	0.0	0.0	0.0	0.0	0.0	0.0	0.0	0.0	0.0
8. UH	25.3	23.7	25.3	24.5	25.3	24.5	25.3	25.3	24.5	628.1	233.1	25.3	1110.2
9. POH & PPOH	0.0	0.0	0.0	0.0	0.0	0.0	0.0	0.0	0.0	624.0	216.0	0.0	840.0
10. FOH & PFOH	23.1	21.6	23.1	22.3	23.1	22.3	23.1	23.1	22.3	3.7	15.6	23.1	246.4
11. MOH & PMOH	20.6	19.3	20.6	20.0	20.6	20.0	20.6	20.6	20.0	3.3	14.0	20.6	220.3
12. Oper. Btu(MBtu)	4,526,965	4,194,585	4,533,045	4,192,616	4,320,284	4,315,600	4,381,082	4,517,181	4,293,782	684,786	3,144,845	4,820,843	47,938,414
13. Net Gen. (MWH)	456,414.0	421,996.0	457,166.0	418,678.0	431,175.0	433,646.0	438,535.0	455,205.0	430,974.0	68,099.0	318,921.0	493,430.0	4,824,239.0
14. ANOHR (Btu/KWH)	9,919	9,940	9,916	10,014	10,020	9,952	9,990	9,923	9,963	10,056	9,861	9,770	9,937
15. NOF (%)	89.4	88.4	89.6	84.8	84.5	87.8	85.9	89.2	87.3	82.7	92.3	96.7	88.5
16. NSC (MW)	710	710	710	710	710	710	710	710	710	710	710	710	710
17. ANOHR Equation	ANOHR=	-20,469 x NOF +		11,749.4									

Issued by: Progress Energy Florida

Filed:
 Suspended:
 Effective:
 Docket No.:
 Order No.:

ESTIMATED UNIT PERFORMANCE DATA

Progress Energy Florida
Period of: January 2012 - December 2012

PLANT/UNIT Lines 1	Jan	Feb	Mar	Apr	May	Jun	Jul	Aug	Sep	Oct	Nov	Dec	Year
1. EAF	94.71	92.84	47.81	86.89	92.66	92.64	92.64	92.64	92.64	92.77	92.64	42.32	84.31
2. POF	0.00	0.00	48.39	6.67	0.00	0.00	0.00	0.00	0.00	0.00	0.00	54.84	9.29
3. EUOF	5.29	7.16	3.80	6.44	7.34	7.36	7.36	7.36	7.36	7.23	7.36	2.84	6.40
4. EUOR	7.36	7.36	7.36	7.36	7.36	7.36	7.36	7.36	7.36	7.36	7.36	7.36	7.36
5. PH	744	696	744	720	744	720	744	744	720	744	720	744	8,784
6. SH	500.5	633.8	359.6	590.0	695.0	674.3	696.7	696.7	674.3	684.7	674.1	269.1	7,148.8
7. RSH	209.5	19.2	0.0	42.0	1.8	0.0	0.0	0.0	0.0	12.9	0.2	48.6	334.2
8. UH	34.0	43.0	384.4	88.0	47.2	45.7	47.3	47.3	45.7	46.4	45.7	426.3	1301.0
9. POH & PPOH	0.0	0.0	360.0	48.0	0.0	0.0	0.0	0.0	0.0	0.0	0.0	408.0	816.0
10. FOH & PFOH	20.7	26.3	14.9	24.4	28.8	27.9	28.9	28.9	27.9	28.4	27.9	11.1	296.1
11. MOH & PMOH	18.6	23.6	13.4	21.9	25.8	25.1	25.9	25.9	25.1	25.5	25.1	10.0	265.8
12. Oper. Btu(MBtu)	1,252,914	1,522,566	1,033,393	1,614,528	2,013,538	2,046,837	2,065,594	2,014,122	1,926,174	1,908,682	1,982,543	740,512	20,128,190
13. Net Gen. (MWH)	170,400.0	206,518.0	141,967.0	220,970.0	276,797.0	282,463.0	284,487.0	276,830.0	264,493.0	261,595.0	272,870.0	101,390.0	2,760,780.0
14. ANOHR (Btu/KWH)	7,353	7,373	7,279	7,307	7,274	7,246	7,261	7,276	7,283	7,296	7,266	7,304	7,291
15. NOF (%)	73.7	70.5	85.5	81.1	86.2	90.7	88.4	86.0	84.9	82.7	87.6	81.5	83.6
16. NSC (MW)	462	462	462	462	462	462	462	462	462	462	462	462	462
17. ANOHR Equation	ANOHR=	-6.262 x NOF +		7,814.2									

Issued by: Progress Energy Florida

Filed:
Suspended:
Effective:
Docket No.:
Order No.:

ESTIMATED UNIT PERFORMANCE DATA

Progress Energy Florida
 Period of: January 2012 - December 2012

PLANT/UNIT Lines 2	Jan	Feb	Mar	Apr	May	Jun	Jul	Aug	Sep	Oct	Nov	Dec	Year
1. EAF	94.29	94.20	91.15	53.66	94.35	94.18	94.19	94.18	94.19	94.18	50.32	85.09	86.26
2. POF	0.00	0.00	3.23	43.33	0.00	0.00	0.00	0.00	0.00	0.00	46.67	9.68	8.47
3. EUOF	5.71	5.80	5.83	3.01	5.65	5.82	5.81	5.82	5.81	5.82	3.01	5.24	5.27
4. EUOR	5.83	5.83	5.83	5.83	5.83	5.83	5.83	5.83	5.83	5.83	5.83	5.83	5.83
5. PH	744	696	744	720	744	720	744	744	720	744	720	744	8,784
6. SH	711.1	675.6	700.9	362.4	704.2	701.6	724.1	725.0	700.2	724.4	362.6	652.0	7,744.2
7. RSH	15.0	3.4	1.5	36.5	22.1	0.8	1.7	0.8	2.2	1.4	12.3	3.6	101.3
8. UH	17.9	17.0	41.6	321.1	17.7	17.6	18.2	18.2	17.6	18.2	345.1	88.4	938.5
9. POH & PPOH	0.0	0.0	24.0	312.0	0.0	0.0	0.0	0.0	0.0	0.0	336.0	72.0	744.0
10. FOH & PFOH	17.8	16.9	17.5	9.1	17.6	17.5	18.1	18.1	17.5	18.1	9.1	16.3	193.7
11. MOH & PMOH	24.7	23.5	24.3	12.6	24.5	24.4	25.1	25.2	24.3	25.2	12.6	22.6	268.9
12. Oper. Btu(MBtu)	1,778,519	1,876,470	1,944,922	903,442	2,084,304	2,054,616	2,111,023	2,091,740	2,031,413	2,050,313	990,783	1,733,344	21,453,133
13. Net Gen. (MWH)	247,811.0	233,548.0	271,712.0	125,872.0	291,706.0	287,464.0	295,316.0	292,535.0	284,142.0	286,589.0	138,359.0	241,882.0	2,996,938.0
14. ANOHR (Btu/KWH)	7,177	7,178	7,158	7,177	7,145	7,147	7,148	7,150	7,149	7,154	7,161	7,166	7,158
15. NOF (%)	71.1	70.5	79.1	70.9	84.5	83.6	83.2	82.3	82.8	80.7	77.9	75.7	79.0
16. NSC (MW)	490	490	490	490	490	490	490	490	490	490	490	490	490
17. ANOHR Equation	ANOHR=	-2.362 x NOF +		7,344.9									

Issued by: Progress Energy Florida

Filed:
 Suspended:
 Effective:
 Docket No.:
 Order No.:

ESTIMATED UNIT PERFORMANCE DATA

Progress Energy Florida
Period of: January 2012 - December 2012

PLANT/JUNIT Hines 3	Jan	Feb	Mar	Apr	May	Jun	Jul	Aug	Sep	Oct	Nov	Dec	Year
1. EAF	96.52	33.26	43.63	96.46	96.48	96.46	96.46	96.46	96.46	96.50	51.45	52.97	79.62
2. POF	0.00	65.52	54.84	0.00	0.00	0.00	0.00	0.00	0.00	0.00	46.67	45.16	17.49
3. EUOF	3.48	1.22	1.53	3.54	3.52	3.54	3.54	3.54	3.54	3.50	1.89	1.87	2.90
4. EUOR	3.54	3.54	3.54	3.54	3.54	3.54	3.54	3.54	3.54	3.54	3.54	3.54	3.54
5. PH	744	696	744	720	744	720	744	744	720	744	720	744	8,784
6. SH	718.5	235.8	316.0	707.3	725.6	706.7	731.1	731.1	706.7	721.6	376.7	385.0	7,062.3
7. RSH	12.8	0.0	14.4	0.2	5.6	0.8	0.0	0.0	0.8	9.7	0.7	16.2	61.2
8. UH	12.7	460.2	413.6	12.5	12.8	12.5	12.9	12.9	12.5	12.7	342.6	342.8	1660.5
9. POH & PPOH	0.0	456.0	408.0	0.0	0.0	0.0	0.0	0.0	0.0	0.0	336.0	336.0	1536.0
10. FOH & PFOH	10.7	3.5	4.7	10.5	10.8	10.5	10.9	10.9	10.5	10.8	5.6	5.7	105.3
11. MOH & PMOH	15.2	5.0	6.7	15.0	15.3	14.9	15.5	15.5	14.9	15.3	8.0	8.1	149.3
12. Oper. Btu(MBtu)	2,048,061	702,403	978,426	2,126,180	2,267,218	2,232,039	2,318,493	2,363,298	2,266,221	2,251,996	1,139,155	1,120,963	21,824,575
13. Net Gen. (MWH)	280,260.0	97,107.0	136,593.0	294,609.0	317,281.0	313,257.0	325,754.0	333,825.0	319,388.0	315,053.0	158,084.0	154,140.0	3,045,351.0
14. ANOHR (Btu/KWH)	7,308	7,233	7,163	7,217	7,146	7,125	7,117	7,079	7,096	7,148	7,206	7,272	7,167
15. NOF (%)	79.9	84.4	88.6	85.3	89.6	90.8	91.3	93.6	92.6	89.5	86.0	82.0	88.4
16. NSC (MW)	488	488	488	488	488	488	488	488	488	488	488	488	488
17. ANOHR Equation	ANOHR=	-16,737 x NOF +		8,645.5									

Issued by: Progress Energy Florida

Filed:
Suspended:
Effective:
Docket No.:
Order No.:

ESTIMATED UNIT PERFORMANCE DATA

Progress Energy Florida
 Period of: January 2012 - December 2012

PLANT/UNIT Lines 4	Jan	Feb	Mar	Apr	May	Jun	Jul	Aug	Sep	Oct	Nov	Dec	Year
1. EAF	95.14	86.45	23.26	76.17	95.07	95.08	95.08	95.07	95.07	95.07	44.37	95.09	82.61
2. POF	0.00	8.62	74.19	20.00	0.00	0.00	0.00	0.00	0.00	0.00	53.33	0.00	12.98
3. EUOF	4.86	4.93	2.54	3.83	4.93	4.92	4.92	4.93	4.93	4.93	2.30	4.91	4.41
4. EUOR	4.93	4.93	4.93	4.93	4.93	4.93	4.93	4.93	4.93	4.93	4.93	4.93	4.93
5. PH	744	696	744	720	744	720	744	744	720	744	720	744	8,784
6. SH	718.5	681.3	375.9	548.1	728.3	704.1	727.6	728.3	704.8	728.3	328.9	726.6	7,700.9
7. RSH	10.0	0.0	0.0	16.1	0.0	0.8	0.8	0.0	0.0	0.0	0.0	1.8	29.5
8. UH	15.5	14.7	368.1	155.8	15.7	15.1	15.6	15.7	15.2	15.7	391.1	15.6	1053.6
9. POH & PPOH	0.0	60.0	552.0	144.0	0.0	0.0	0.0	0.0	0.0	0.0	384.0	0.0	1140.0
10. FOH & PFOH	20.1	19.0	10.5	15.3	20.3	19.7	20.3	20.3	19.7	20.3	9.2	20.3	215.0
11. MOH & PMOH	16.1	15.3	8.4	12.3	16.3	15.8	16.3	16.3	15.8	16.3	7.4	16.3	172.5
12. Oper. Btu(MBtu)	2,036,183	1,830,262	622,377	1,617,405	2,238,678	2,153,359	2,252,735	2,226,744	2,145,142	2,186,475	942,743	2,159,101	22,436,704
13. Net Gen. (MWH)	291,730.0	260,931.0	85,882.0	232,657.0	323,393.0	310,904.0	325,680.0	321,486.0	309,556.0	315,069.0	135,218.0	310,799.0	3,223,305.0
14. ANOHR (Btu/KWH)	6,980	7,014	7,247	6,952	6,922	6,926	6,917	6,926	6,930	6,940	6,972	6,947	6,961
15. NOF (%)	86.0	81.1	48.4	89.9	94.1	93.6	94.8	93.5	93.0	91.6	87.1	90.6	88.7
16. NSC (MW)	472	472	472	472	472	472	472	472	472	472	472	472	472
17. ANOHR Equation	ANOHR=	-7.104 x NOF +		7,590.7									

Issued by: Progress Energy Florida

Filed:
 Suspended:
 Effective:
 Docket No.:
 Order No.:

PLANNED OUTAGE SCHEDULES

Progress Energy Florida
Period of: January 2012 - December 2012

<u>Plant/Unit</u>	<u>Planned Outage Dates</u>	<u>Reason for Outage</u>
Bartow 4	03/03 (0001) - 03/18 (2400)	Balance of Plant
Bartow 4	11/17 (0001) - 12/21 (2400)	Balance of Plant, Hot Gas Path A&B, Turbine Valve
Crystal River 5	10/06 (0001) - 11/09 (2400)	Balance of Plant, Turbine Valve, HP Turbine, Generator Rewind
Hines 1	03/17 (0001) - 04/02 (2400)	Balance of Plant, Combustion Inspection B
Hines 1	12/01 (0001) - 12/17 (2400)	Miscellaneous
Hines 2	03/31 (0001) - 04/13 (2400)	Balance of Plant
Hines 2	11/17 (0001) - 12/03(2400)	Miscellaneous
Hines 3	02/11 (0001) - 03/17 (2400)	Major Outage A, Balance of Plant, Turbine Valve
Hines 3	11/17 (0001) - 12/14 (2400)	Balance of Plant, Major Outage B
Hines 4	02/25 (0001) - 04/06 (2400)	Balance of Plant, Hot Gas Path B
Hines 4	11/03 (0001) - 11/18 (2400)	Miscellaneous

Issued by: Progress Energy Florida

Filed:
Suspended:
Effective:
Docket No.:
Order No.:

AVERAGE NET OPERATING HEAT RATE CURVES

PROGRESS ENERGY FLORIDA

Bartow Unit 4

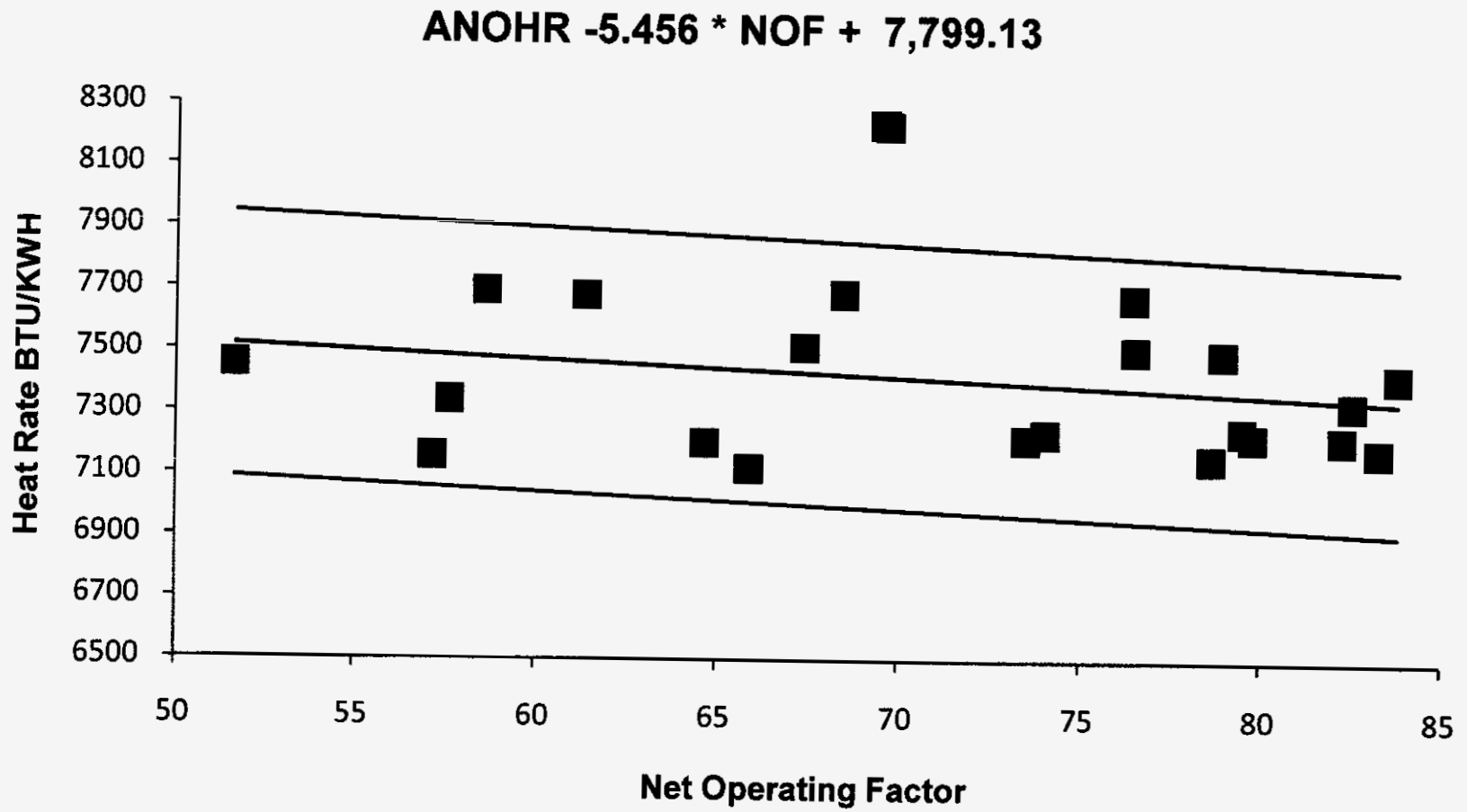
ANOHR -5.456 * NOF + 7,799.13

TABLE OF RESIDUALS

DATE	OUTPUT FACTOR	ACT MONTHLY HEATRATE	PROJECTED HEATRATE	DIFFERENCE (ACT-PROJ)	HEAT RATE RANGE @90% CONFID
Jun-09	58.6	7,694	7,479	215.1	428.4
Sep-09	74.0	7,236	7,395	-158.9	428.4
Oct-09	73.5	7,217	7,398	-180.8	428.4
Nov-09	68.5	7,685	7,425	259.6	428.4
Dec-09	51.6	7,455	7,517	-62.6	428.4
Feb-10	61.4	7,680	7,464	215.7	428.4
Mar-10	76.5	7,676	7,382	293.9	428.4
Apr-10	78.7	7,157	7,370	-213.2	428.4
May-10	76.5	7,506	7,382	124.6	428.4
Jun-10	82.5	7,332	7,349	-16.7	428.4
Jul-10	69.7	8,230	7,419	811.5	428.4
Aug-10	83.3	7,181	7,345	-163.4	428.4
Sep-10	82.3	7,221	7,350	-128.9	428.4
Oct-10	65.9	7,121	7,440	-318.2	428.4
Nov-10	57.6	7,341	7,485	-143.5	428.4
Dec-10	79.8	7,227	7,364	-136.5	428.4
Jan-11	64.7	7,204	7,446	-242.7	428.4
Feb-11	57.2	7,160	7,487	-326.7	428.4
Mar-11	67.4	7,514	7,431	82.4	428.4
Apr-11	83.8	7,423	7,342	80.9	428.4
May-11	79.0	7,495	7,368	126.5	428.4
Jun-11	79.5	7,247	7,365	-118.3	428.4

Regression Output:

Constant	7799.13
Std Err of Y Est	266.5423178
R Squared	0.04013176
No. of Observations	22
Degrees of Freedom	20
X Coefficient	-5.456389116
Std Err of Coef.	5.966945135



PROGRESS ENERGY FLORIDA

Crystal River Unit 4

ANOHR -44.533 * NOF + 13,667.13

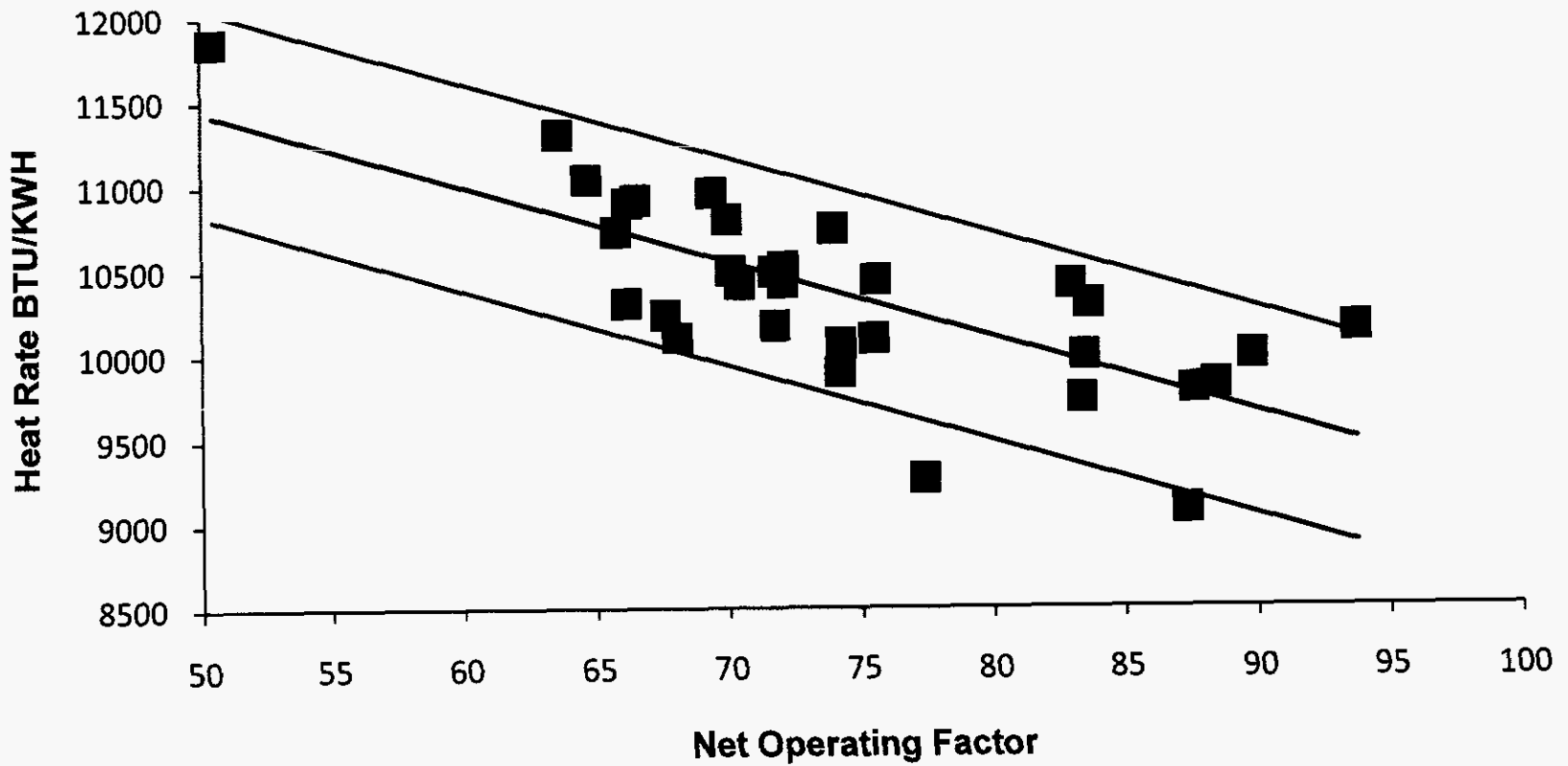
TABLE OF RESIDUALS

DATE	OUTPUT FACTOR	ACT MONTHLY HEATRATE	PROJECTED HEATRATE	DIFFERENCE (ACT-PROJ)	HEAT RATE RANGE @90% CONFID
Jul-08	83.0	10,412	9,972	439.9	613.2
Aug-08	75.6	10,440	10,302	138.6	613.2
Sep-08	83.5	9,994	9,950	44.3	613.2
Oct-08	70.4	10,418	10,531	-112.4	613.2
Jan-09	63.6	11,303	10,834	468.7	613.2
Feb-09	71.7	10,488	10,474	14.9	613.2
Mar-09	70.1	10,495	10,545	-49.9	613.2
Apr-09	72.1	10,424	10,458	-34.0	613.2
May-09	74.0	10,742	10,373	369.7	613.2
Jun-09	74.2	10,069	10,361	-291.5	613.2
Jul-09	66.2	10,897	10,718	179.2	613.2
Aug-09	64.7	11,039	10,786	252.7	613.2
Sep-09	50.4	11,855	11,421	433.6	613.2
Oct-09	69.4	10,957	10,577	380.5	613.2
Nov-09	65.8	10,729	10,738	-8.8	613.2
Dec-09	70.0	10,798	10,551	246.6	613.2
Jan-10	67.6	10,237	10,655	-417.8	613.2
Feb-10	71.8	10,172	10,470	-298.2	613.2
May-10	66.2	10,305	10,721	-415.9	613.2
Jun-10	87.6	9,792	9,766	26.2	613.2
Jul-10	89.8	9,992	9,668	324.5	613.2
Aug-10	83.7	10,298	9,942	356.3	613.2
Sep-10	66.5	10,916	10,704	211.9	613.2
Oct-10	68.1	10,103	10,636	-532.3	613.2
Nov-10	75.5	10,094	10,305	-211.5	613.2
Dec-10	83.4	9,738	9,954	-215.9	613.2
Jan-11	77.4	9,269	10,220	-951.0	613.2
Feb-11	72.1	10,519	10,456	62.6	613.2
Mar-11	74.2	9,897	10,363	-465.5	613.2
Apr-11	88.4	9,820	9,729	91.4	613.2
May-11	93.8	10,151	9,492	659.1	613.2
Jun-11	87.3	9,083	9,779	-695.9	613.2

Regression Output:

Constant	13667.13
Std Err of Y Est	378.7358365
R Squared	0.557099582
No. of Observations	32
Degrees of Freedom	30
X Coefficient	-44.53302268
Std Err of Coef.	7.249502023

ANOHR -44.533 * NOF + 13,667.13



PROGRESS ENERGY FLORIDA

Crystal River Unit 5

ANOHR -20.469 * NOF + 11,749.39

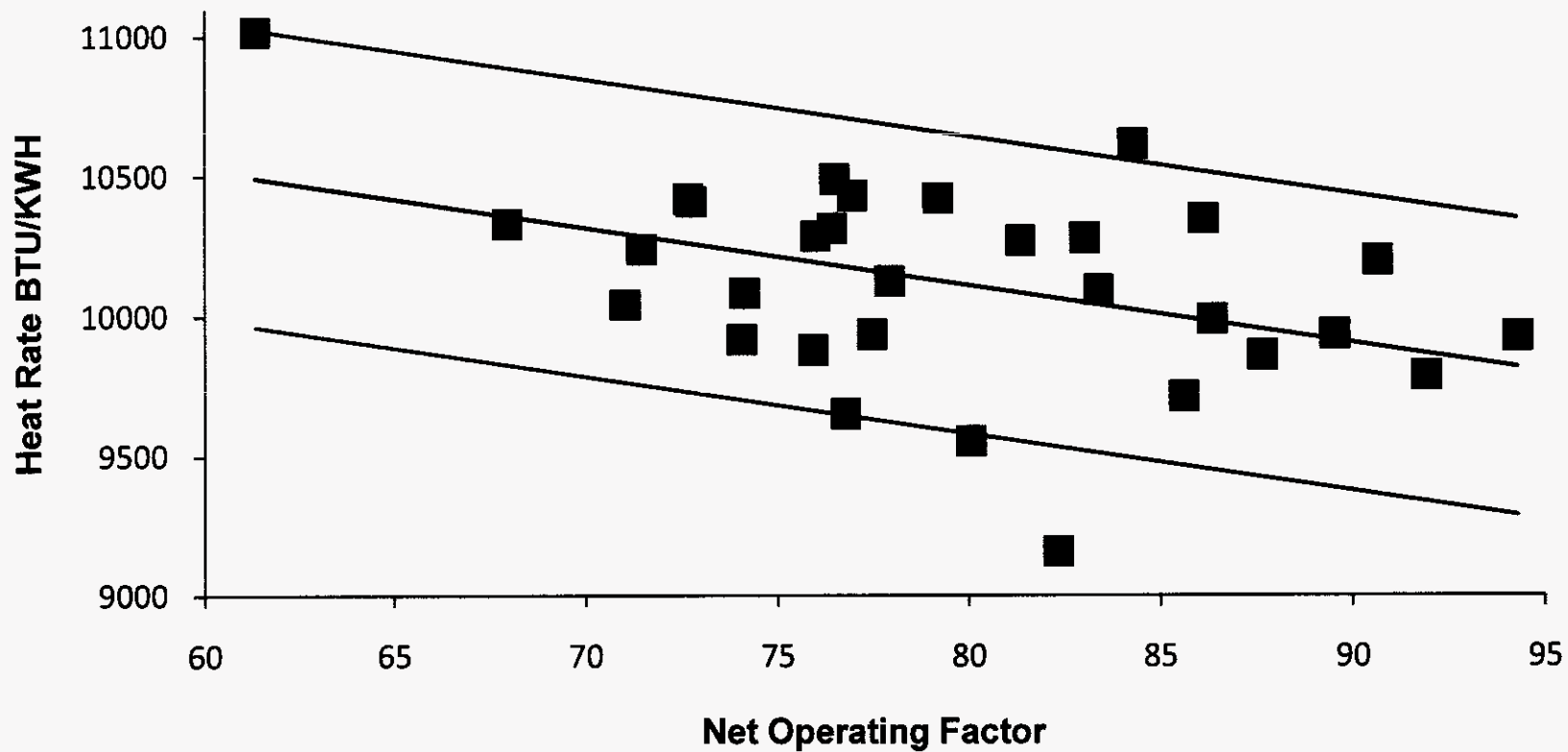
TABLE OF RESIDUALS

DATE	OUTPUT FACTOR	ACT MONTHLY HEATRATE	PROJECTED HEATRATE	DIFFERENCE (ACT-PROJ)	HEAT RATE RANGE @90% CONFID
Jul-08	86.1	10,349	9,986	363.2	530.4
Aug-08	81.4	10,271	10,084	186.7	530.4
Sep-08	78.0	10,126	10,154	-27.3	530.4
Oct-08	68.0	10,332	10,358	-26.6	530.4
Nov-08	75.9	9,881	10,195	-313.7	530.4
Dec-08	76.4	10,315	10,185	130.7	530.4
Jan-09	71.5	10,240	10,287	-46.4	530.4
Feb-09	72.8	10,411	10,260	150.8	530.4
Jul-09	77.0	10,432	10,174	258.6	530.4
Aug-09	76.0	10,286	10,194	92.8	530.4
Sep-09	61.4	11,018	10,493	524.5	530.4
Oct-09	79.2	10,421	10,128	293.7	530.4
Dec-09	86.4	9,992	9,982	10.1	530.4
Jan-10	89.6	9,939	9,916	22.3	530.4
Feb-10	90.7	10,200	9,893	307.3	530.4
Mar-10	85.6	9,715	9,997	-282.0	530.4
Apr-10	80.1	9,555	10,110	-555.2	530.4
May-10	74.1	9,919	10,233	-314.0	530.4
Jun-10	94.3	9,928	9,819	109.6	530.4
Jul-10	91.9	9,789	9,867	-77.9	530.4
Aug-10	84.3	10,616	10,024	592.6	530.4
Sep-10	72.7	10,420	10,261	158.9	530.4
Oct-10	71.0	10,043	10,295	-252.4	530.4
Nov-10	76.8	9,652	10,177	-525.4	530.4
Dec-10	83.4	10,095	10,042	53.1	530.4
Jan-11	76.5	10,491	10,183	307.7	530.4
Feb-11	77.5	9,937	10,163	-225.7	530.4
Mar-11	74.1	10,084	10,232	-147.8	530.4
Apr-11	87.7	9,863	9,955	-92.0	530.4
May-11	82.3	9,157	10,064	-906.6	530.4
Jun-11	83.0	10,280	10,050	230.4	530.4

Regression Output:

Constant	11749.39
Std Err of Y Est	327.7348367
R Squared	0.183494326
No. of Observations	31
Degrees of Freedom	29
X Coefficient	-20.46882128
Std Err of Coef.	8.017927394

ANOHR -20.469 * NOF + 11,749.39



PROGRESS ENERGY FLORIDA

Hines Unit 1

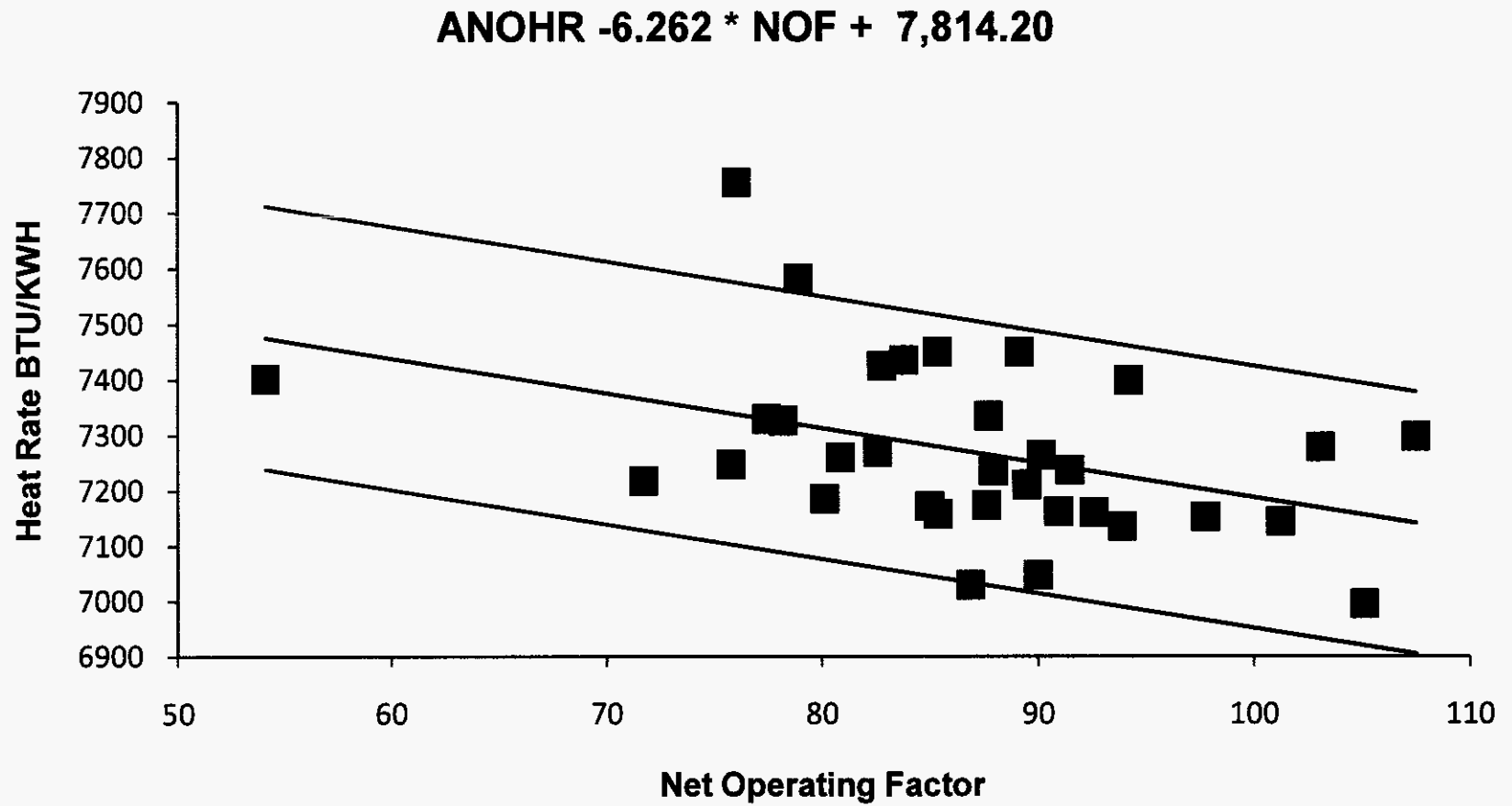
ANOHR -6.262 * NOF + 7,814.20

TABLE OF RESIDUALS

DATE	OUTPUT FACTOR	ACT MONTHLY HEATRATE	PROJECTED HEATRATE	DIFFERENCE (ACT-PROJ)	HEAT RATE RANGE @90% CONFID
Jul-08	82.8	7,426	7,296	129.8	236.8
Aug-08	91.5	7,237	7,241	-4.0	236.8
Sep-08	78.9	7,583	7,320	262.6	236.8
Oct-08	78.2	7,327	7,324	2.3	236.8
Nov-08	86.9	7,029	7,270	-240.9	236.8
Dec-08	71.7	7,219	7,365	-146.4	236.8
Jan-09	75.8	7,248	7,340	-91.9	236.8
Feb-09	90.0	7,047	7,251	-203.2	236.8
Mar-09	80.1	7,186	7,312	-126.8	236.8
May-09	87.7	7,336	7,265	70.5	236.8
Jun-09	85.0	7,172	7,282	-110.2	236.8
Jul-09	89.1	7,451	7,256	194.8	236.8
Aug-09	90.2	7,264	7,250	14.7	236.8
Sep-09	85.4	7,451	7,280	171.0	236.8
Oct-09	92.6	7,160	7,234	-74.1	236.8
Nov-09	91.0	7,163	7,245	-81.9	236.8
Dec-09	77.4	7,330	7,329	0.6	236.8
Jan-10	82.6	7,270	7,297	-27.5	236.8
Feb-10	80.9	7,260	7,308	-47.9	236.8
Mar-10	107.5	7,297	7,141	156.2	236.8
Apr-10	89.5	7,211	7,254	-43.4	236.8
May-10	94.2	7,399	7,224	174.4	236.8
Jun-10	105.1	6,995	7,156	-161.1	236.8
Jul-10	85.4	7,158	7,280	-121.8	236.8
Aug-10	76.1	7,756	7,338	417.7	236.8
Sep-10	97.8	7,153	7,202	-49.0	236.8
Oct-10	87.6	7,173	7,266	-92.4	236.8
Nov-10	103.1	7,278	7,169	109.7	236.8
Dec-10	93.9	7,136	7,226	-90.6	236.8
Jan-11	87.9	7,236	7,264	-27.6	236.8
Feb-11	54.1	7,402	7,475	-73.4	236.8
Mar-11	101.2	7,145	7,180	-35.7	236.8
Jun-11	83.8	7,435	7,289	145.7	236.8

Regression Output:

Constant	7814.20
Std Err of Y Est	146.1982424
R Squared	0.169930138
No. of Observations	33
Degrees of Freedom	31
X Coefficient	-6.26194197
Std Err of Coef.	2.485709139



PROGRESS ENERGY FLORIDA

Hines Unit 2

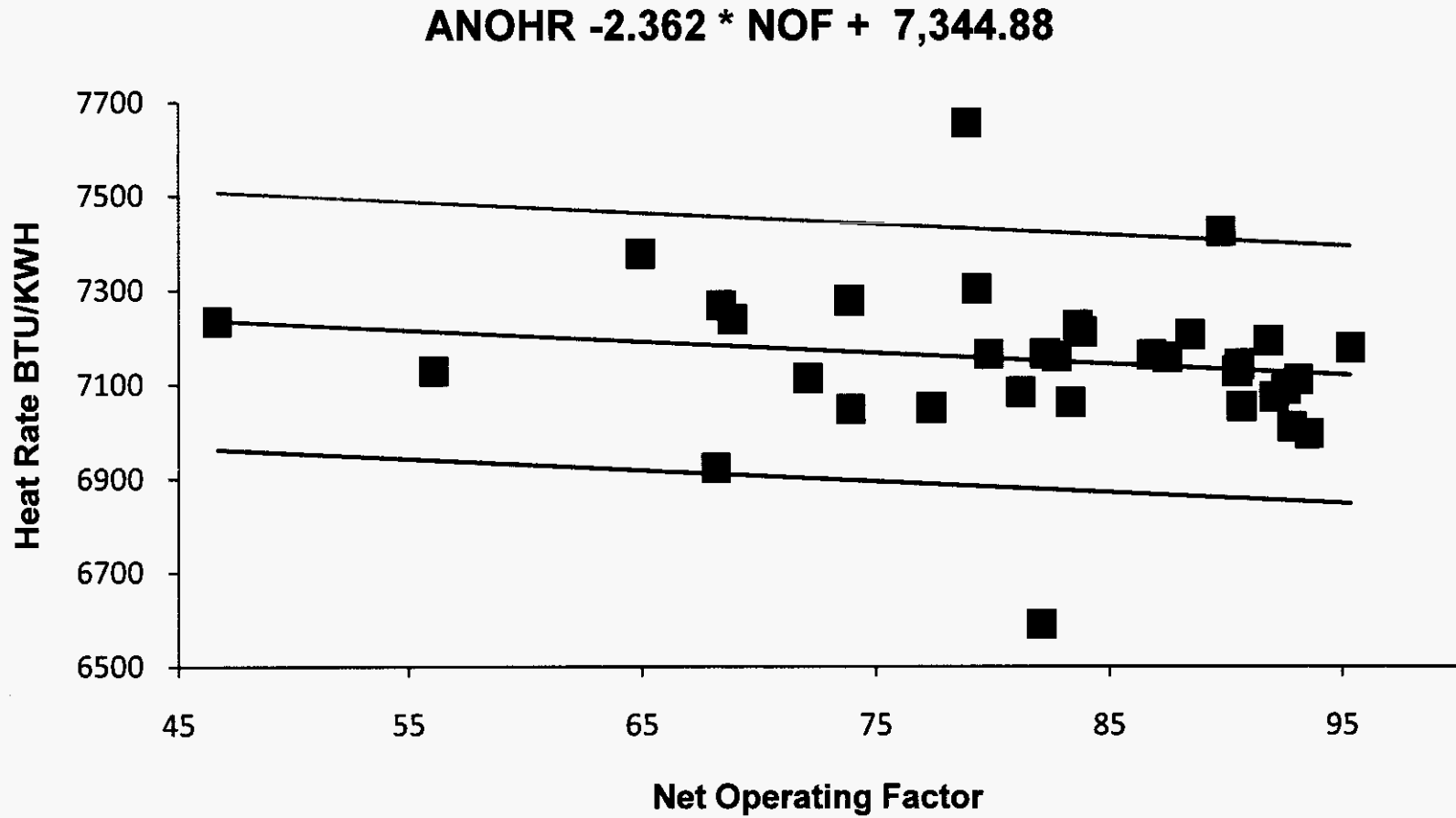
ANOHR -2.362 * NOF + 7,344.88

TABLE OF RESIDUALS

DATE	OUTPUT FACTOR	ACT MONTHLY HEATRATE	PROJECTED HEATRATE	DIFFERENCE (ACT-PROJ)	HEAT RATE RANGE @90% CONFID
Jul-08	90.7	7,053	7,131	-77.8	272.9
Aug-08	93.6	6,995	7,124	-128.7	272.9
Sep-08	90.5	7,127	7,131	-3.7	272.9
Nov-08	65.0	7,378	7,191	186.9	272.9
Dec-08	79.3	7,303	7,158	145.6	272.9
Jan-09	87.5	7,157	7,138	18.5	272.9
Feb-09	68.2	6,923	7,184	-260.5	272.9
Mar-09	77.4	7,050	7,162	-112.2	272.9
Apr-09	82.1	6,590	7,151	-560.9	272.9
May-09	72.1	7,114	7,175	-60.5	272.9
Jun-09	79.8	7,165	7,156	8.5	272.9
Jul-09	83.7	7,225	7,147	78.0	272.9
Aug-09	92.8	7,010	7,126	-115.6	272.9
Sep-09	81.2	7,084	7,153	-69.0	272.9
Oct-09	83.3	7,062	7,148	-85.9	272.9
Nov-09	46.7	7,234	7,235	-0.4	272.9
Dec-09	68.4	7,269	7,183	85.2	272.9
Jan-10	78.9	7,656	7,158	497.1	272.9
Feb-10	82.8	7,159	7,149	9.8	272.9
Mar-10	95.4	7,177	7,120	56.9	272.9
Apr-10	73.9	7,048	7,170	-122.3	272.9
May-10	92.6	7,089	7,126	-37.2	272.9
Jun-10	92.1	7,072	7,127	-55.4	272.9
Jul-10	88.5	7,206	7,136	69.7	272.9
Aug-10	89.8	7,424	7,133	291.3	272.9
Sep-10	93.1	7,110	7,125	-15.3	272.9
Oct-10	82.2	7,165	7,151	14.4	272.9
Nov-10	68.9	7,239	7,182	56.6	272.9
Dec-10	91.8	7,192	7,128	64.3	272.9
Jan-11	73.9	7,278	7,170	107.3	272.9
Feb-11	83.9	7,211	7,147	64.2	272.9
Apr-11	56.1	7,129	7,212	-83.0	272.9
May-11	90.6	7,143	7,131	11.7	272.9
Jun-11	86.8	7,162	7,140	22.5	272.9

Regression Output:

Constant	7344.88
Std Err of Y Est	168.3743773
R Squared	0.025546968
No. of Observations	34
Degrees of Freedom	32
X Coefficient	-2.361839574
Std Err of Coef.	2.578613063



PROGRESS ENERGY FLORIDA

Hines Unit 3

ANOHR -16.737 * NOF + 8,645.48

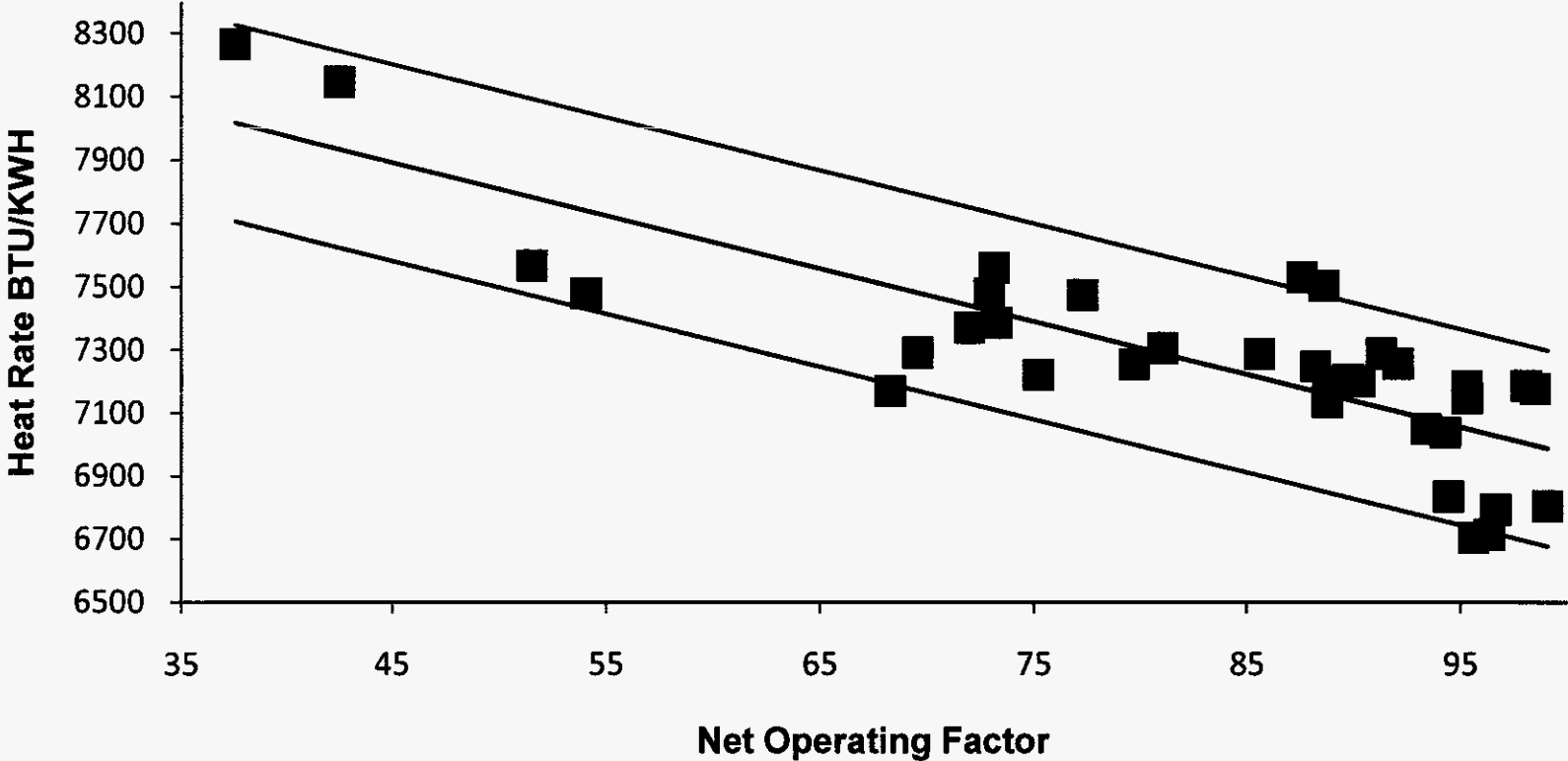
TABLE OF RESIDUALS

DATE	OUTPUT FACTOR	ACT MONTHLY HEATRATE	PROJECTED HEATRATE	DIFFERENCE (ACT-PROJ)	HEAT RATE RANGE @90% CONFID
Jul-08	88.2	7,249	7,169	79.9	310.6
Aug-08	88.6	7,503	7,162	340.9	310.6
Sep-08	95.6	6,703	7,045	-341.6	310.6
Oct-08	96.6	6,793	7,028	-234.6	310.6
Nov-08	99.1	6,806	6,987	-181.9	310.6
Dec-08	54.1	7,479	7,740	-260.9	310.6
Jan-09	73.3	7,386	7,419	-33.6	310.6
Feb-09	68.3	7,169	7,503	-333.8	310.6
Mar-09	89.7	7,206	7,143	62.7	310.6
Apr-09	96.4	6,714	7,033	-318.2	310.6
Jun-09	72.0	7,370	7,441	-70.3	310.6
Jul-09	77.3	7,475	7,352	123.0	310.6
Aug-09	91.3	7,289	7,117	171.1	310.6
Sep-09	88.8	7,135	7,160	-24.3	310.6
Oct-09	85.6	7,288	7,213	74.8	310.6
Nov-09	51.6	7,568	7,783	-214.8	310.6
Dec-09	37.6	8,266	8,017	249.0	310.6
Jan-10	73.2	7,560	7,421	138.6	310.6
Feb-10	88.8	7,188	7,159	28.3	310.6
Mar-10	95.3	7,147	7,050	96.7	310.6
Apr-10	79.7	7,255	7,311	-56.4	310.6
May-10	93.4	7,049	7,082	-32.8	310.6
Jun-10	98.1	7,187	7,004	182.4	310.6
Jul-10	98.5	7,176	6,997	179.2	310.6
Aug-10	94.4	6,835	7,065	-229.9	310.6
Sep-10	92.1	7,257	7,104	152.8	310.6
Oct-10	69.6	7,292	7,481	-189.4	310.6
Nov-10	42.6	8,147	7,933	213.9	310.6
Dec-10	72.9	7,479	7,425	53.9	310.6
Jan-11	81.1	7,307	7,288	18.4	310.6
Feb-11	75.2	7,221	7,387	-166.1	310.6
Mar-11	95.3	7,185	7,050	135.2	310.6
Apr-11	94.3	7,038	7,067	-29.4	310.6
May-11	87.6	7,530	7,179	350.4	310.6
Jun-11	90.3	7,201	7,134	66.8	310.6

Regression Output:

Constant	8645.48
Std Err of Y Est	191.5651205
R Squared	0.669206875
No. of Observations	35
Degrees of Freedom	33
X Coefficient	-16.73729414
Std Err of Coef.	2.048454487

ANOHR -16.737 * NOF + 8,645.48



PROGRESS ENERGY FLORIDA

Hines Unit 4

ANOHR -7.104 * NOF + 7,590.72

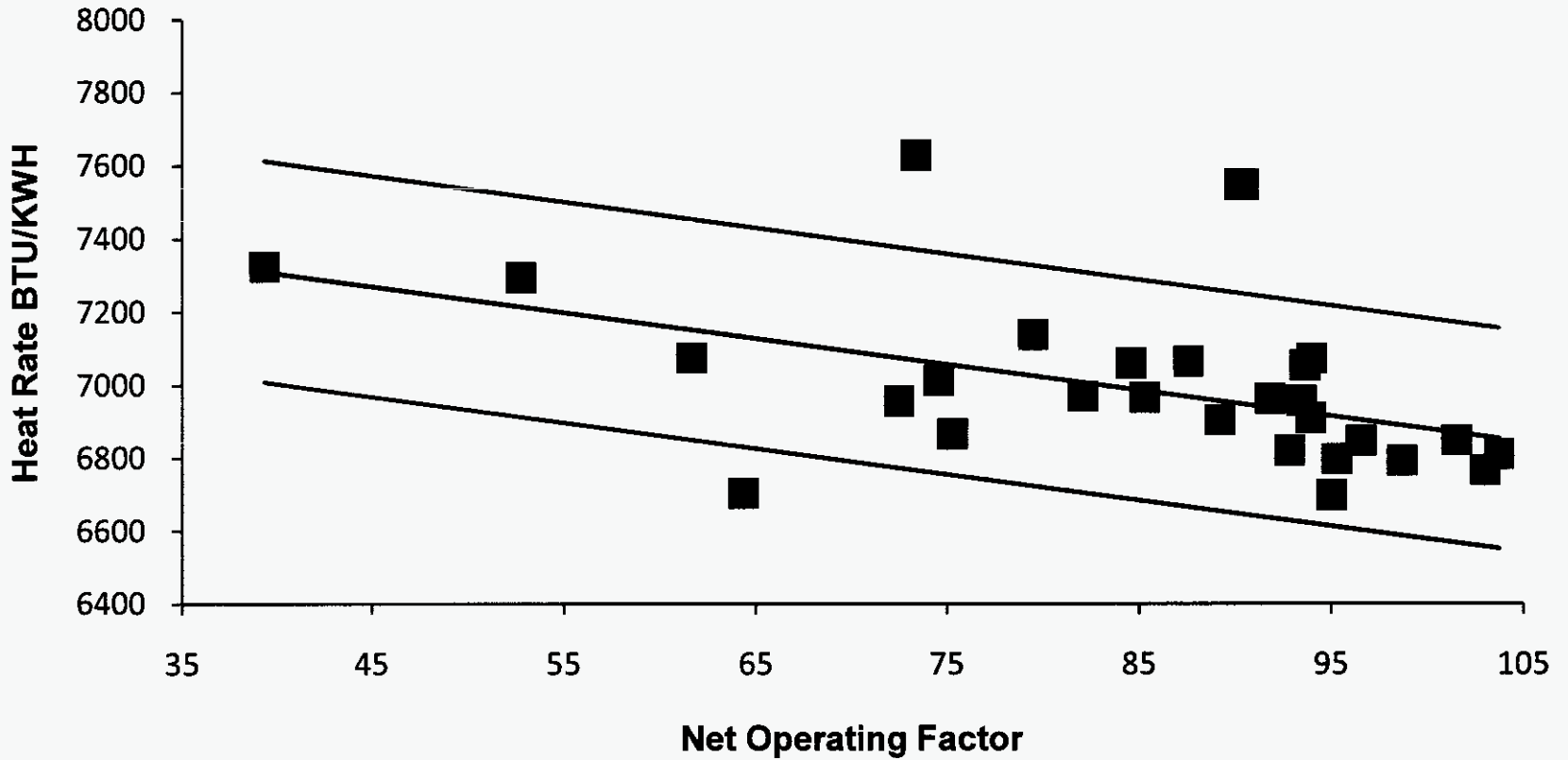
TABLE OF RESIDUALS

DATE	OUTPUT FACTOR	ACT MONTHLY HEATRATE	PROJECTED HEATRATE	DIFFERENCE (ACT-PROJ)	HEAT RATE RANGE @90% CONFID
Jul-08	91.8	6,963	6,938	25.0	302.4
Aug-08	96.6	6,848	6,905	-56.6	302.4
Sep-08	95.0	6,699	6,916	-217.1	302.4
Oct-08	95.3	6,798	6,914	-116.1	302.4
Nov-08	52.8	7,296	7,216	79.9	302.4
Dec-08	82.1	6,970	7,008	-37.4	302.4
Jan-09	74.6	7,014	7,061	-46.8	302.4
Feb-09	75.3	6,866	7,056	-190.0	302.4
May-09	73.4	7,629	7,069	559.8	302.4
Jun-09	79.5	7,140	7,026	113.7	302.4
Jul-09	84.6	7,061	6,990	71.0	302.4
Aug-09	94.0	7,074	6,923	151.2	302.4
Sep-09	87.6	7,066	6,969	97.5	302.4
Oct-09	39.3	7,325	7,311	14.2	302.4
Nov-09	64.3	6,704	7,134	-429.9	302.4
Dec-09	61.7	7,076	7,153	-76.5	302.4
Jan-10	85.3	6,966	6,985	-18.4	302.4
Feb-10	89.2	6,905	6,957	-51.9	302.4
Mar-10	101.5	6,849	6,870	-20.6	302.4
Apr-10	72.5	6,957	7,076	-118.7	302.4
May-10	93.5	6,958	6,927	31.5	302.4
Jun-10	98.7	6,794	6,890	-95.6	302.4
Jul-10	93.6	7,055	6,925	129.5	302.4
Aug-10	90.5	7,549	6,948	600.9	302.4
Sep-10	94.0	6,911	6,923	-12.2	302.4
Oct-10	92.8	6,821	6,931	-110.3	302.4
Nov-10	103.0	6,766	6,859	-92.7	302.4
Dec-10	103.7	6,811	6,854	-42.8	302.4
Jan-11	84.3	6,956	6,992	-36.6	302.4
Feb-11	94.0	6,886	6,923	-37.3	302.4
Mar-11	100.5	6,781	6,877	-96.2	302.4
Apr-11	95.0	6,997	6,916	81.6	302.4
May-11	93.7	6,880	6,925	-45.1	302.4
Jun-11	86.6	6,969	6,976	-7.1	302.4

Regression Output:

Constant	7590.72
Std Err of Y Est	186.5923049
R Squared	0.241879117
No. of Observations	34
Degrees of Freedom	32
X Coefficient	-7.103695556
Std Err of Coef.	2.223204405

ANOHR -7.104 * NOF + 7,590.72



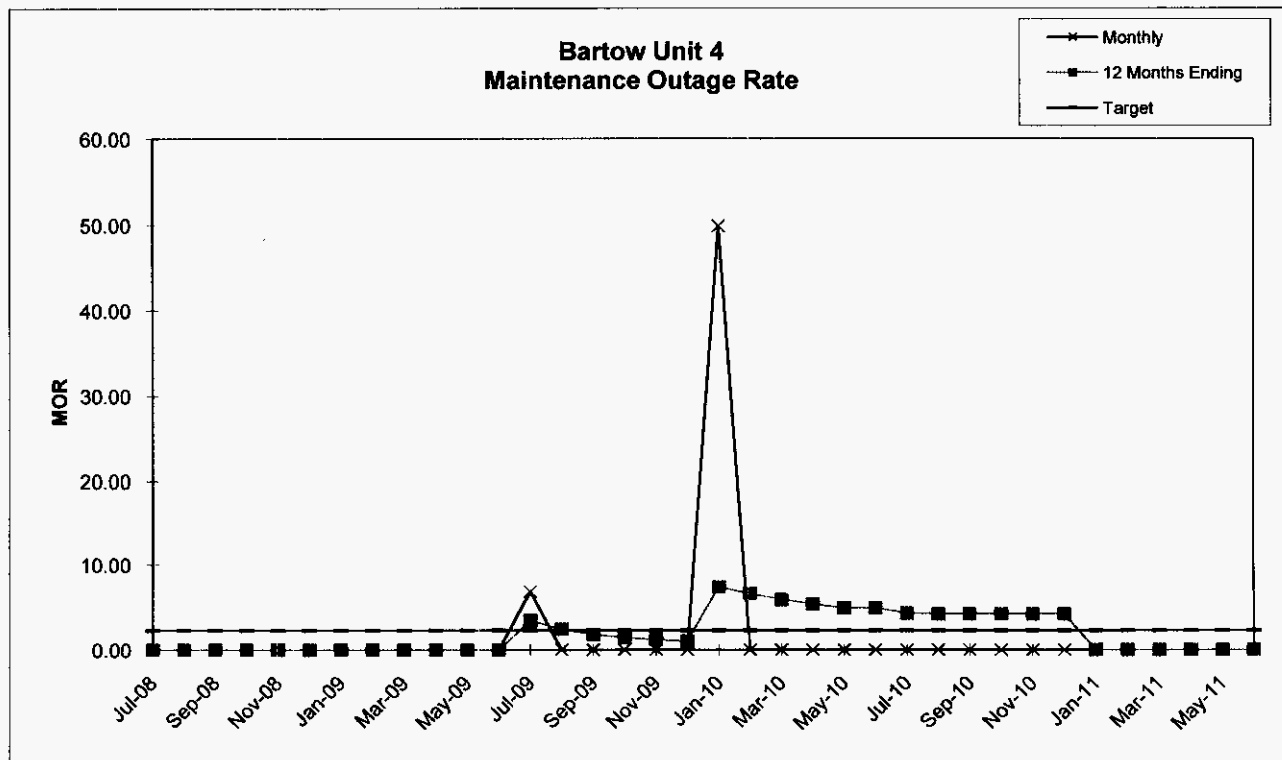
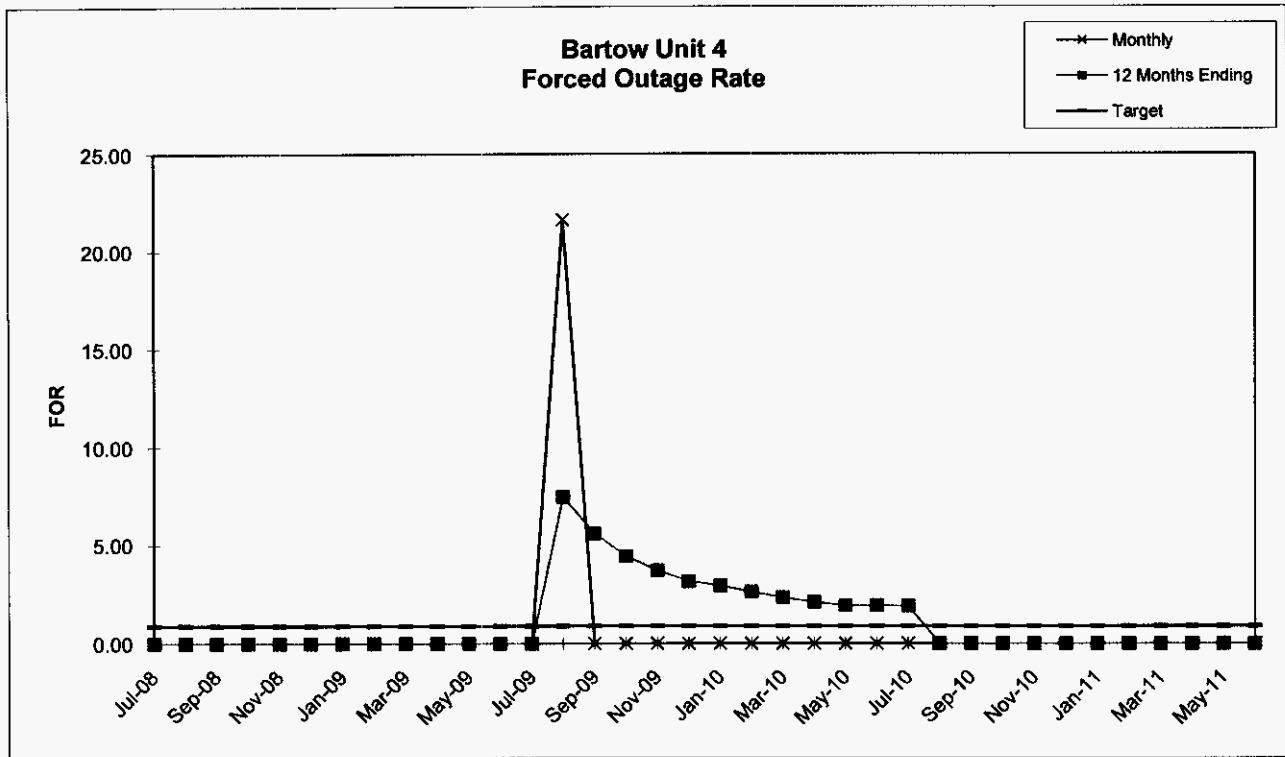
UNPLANNED OUTAGE RATE TABLES AND GRAPHS

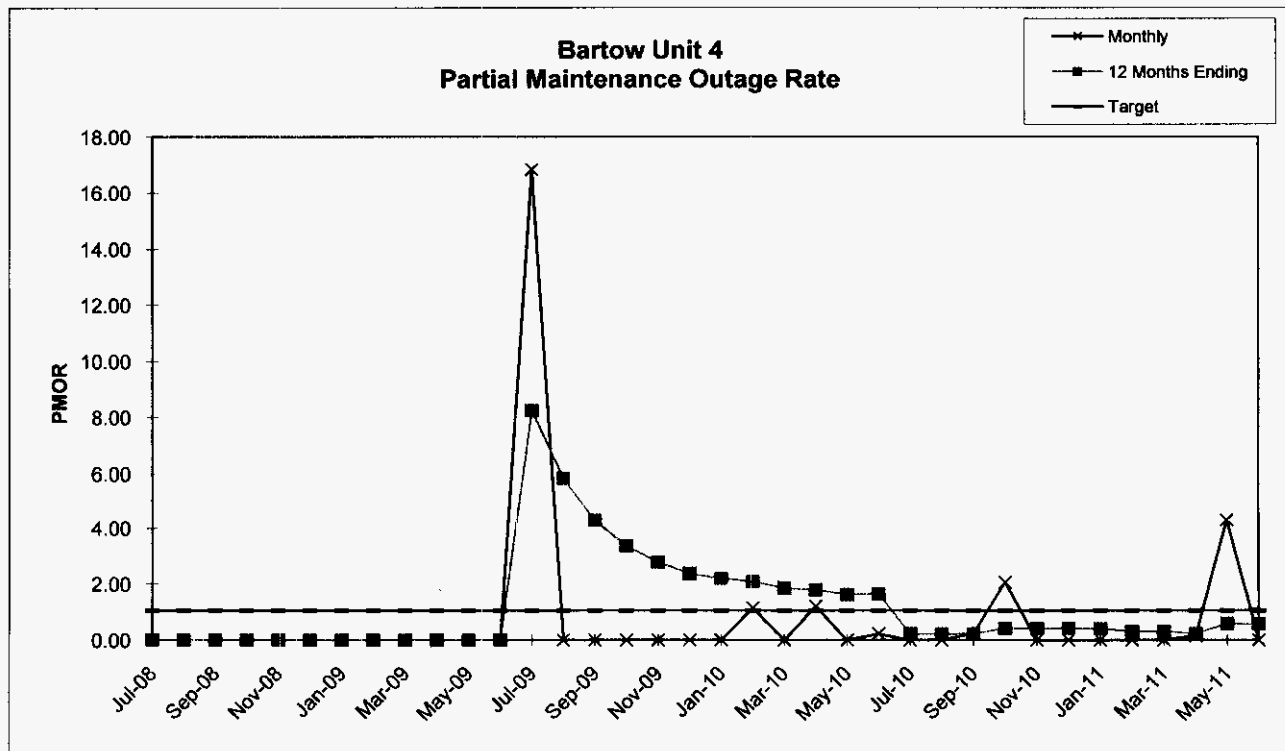
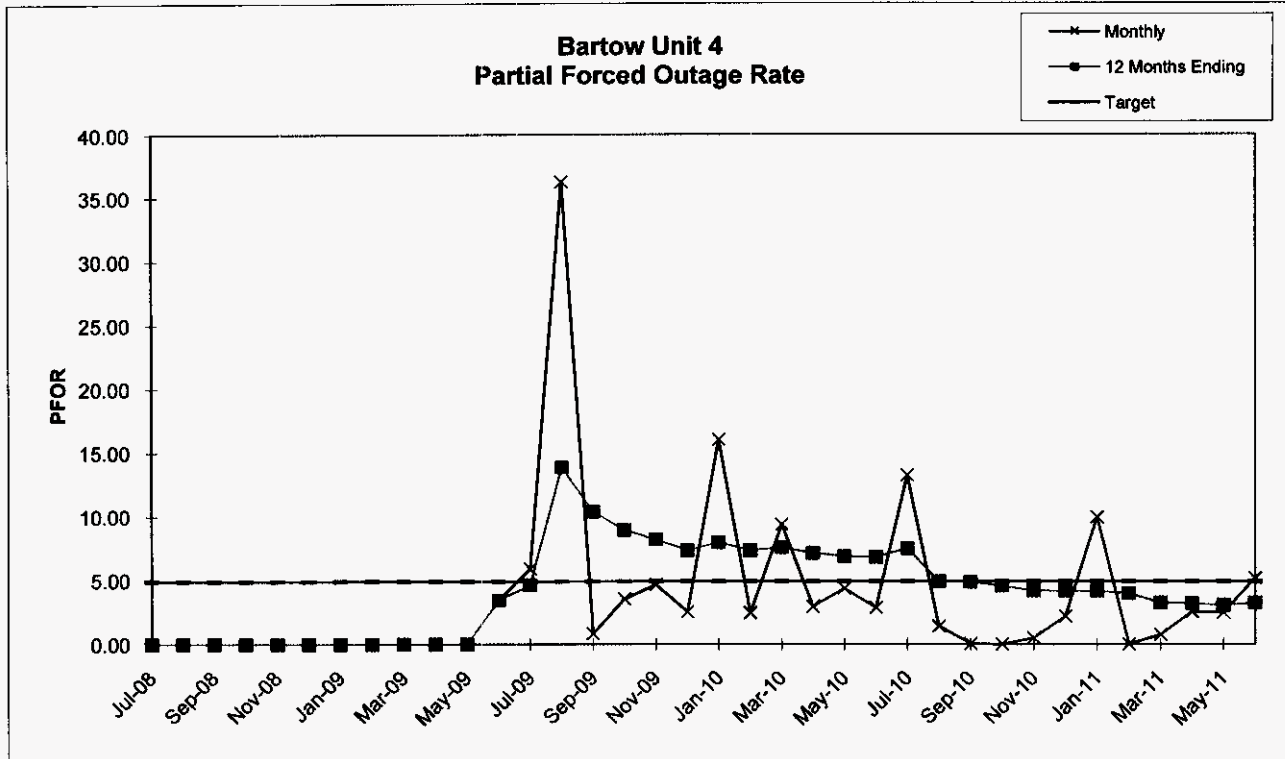
Bartow
Unit 4

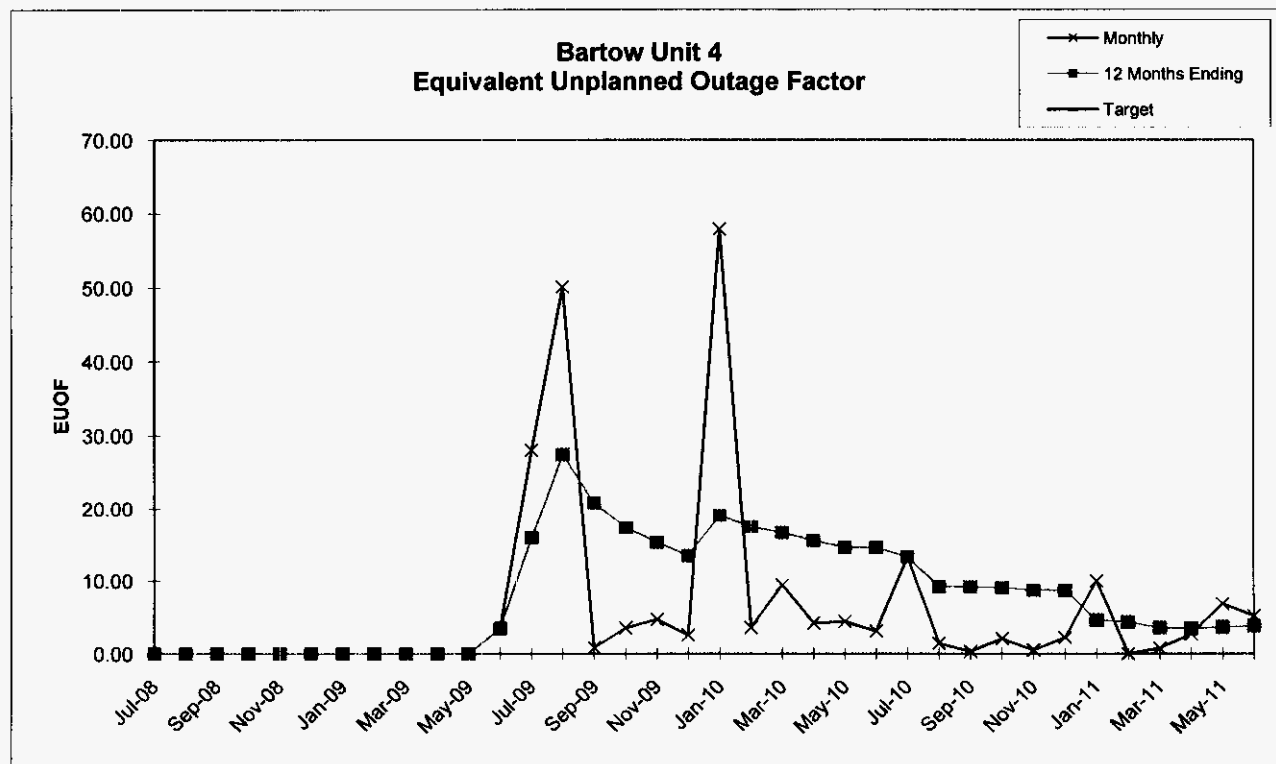
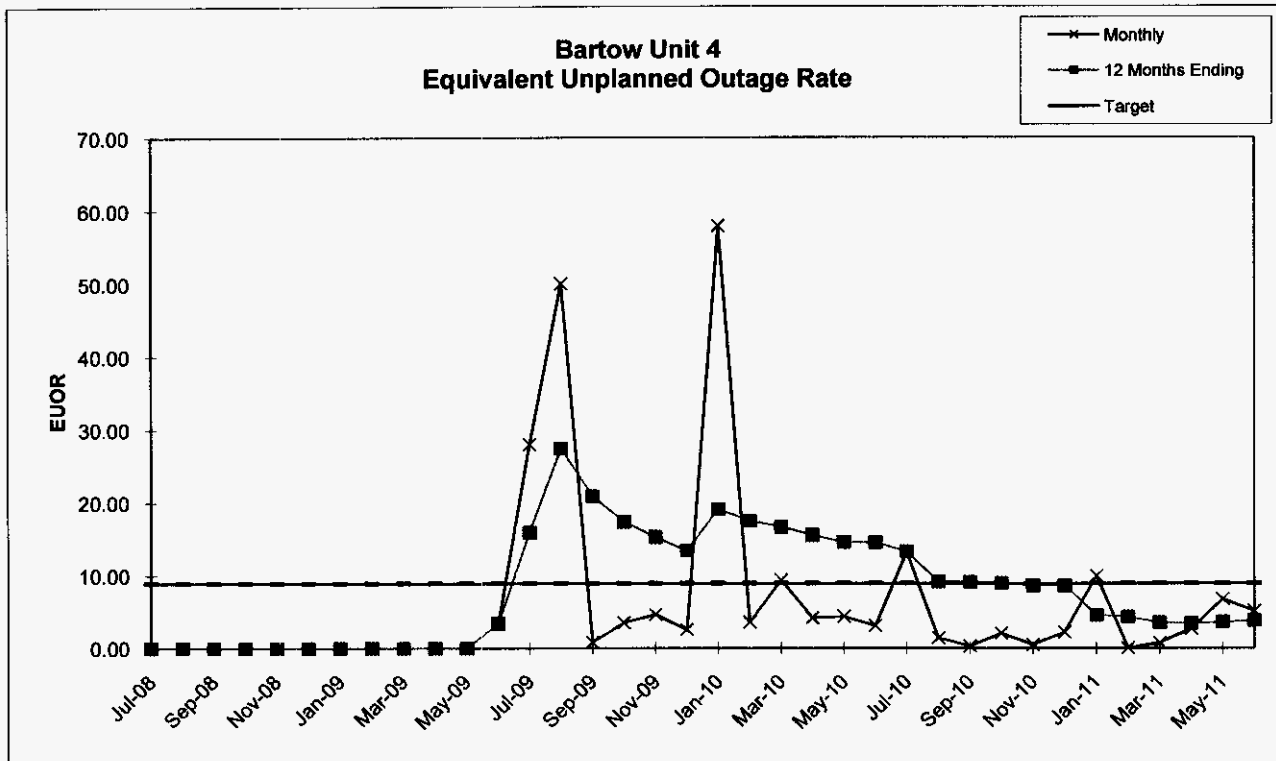
	Jul-08	Aug-08	Sep-08	Oct-08	Nov-08	Dec-08	Jan-09	Feb-09	Mar-09	Apr-09	May-09	Jun-09	Jul-09	Aug-09	Sep-09	Oct-09	Nov-09	Dec-09
PER HOURS												720.00	744.00	744.00	720.00	744.00	721.00	744.00
SER HOURS												720.00	693.00	583.00	720.00	744.00	721.00	744.00
RSH												0.00	0.00	0.00	0.00	0.00	0.00	0.00
UH												0.00	51.00	161.00	0.00	0.00	0.00	0.00
POH												0.00	0.00	0.00	0.00	0.00	0.00	0.00
FOH												0.00	0.00	161.00	0.00	0.00	0.00	0.00
MOH												0.00	51.00	0.00	0.00	0.00	0.00	0.00
PFOH												113.80	232.74	721.21	19.52	153.90	108.15	60.32
LRPF												261.02	211.40	353.07	367.47	206.00	372.80	379.97
EFOH												24.67	40.86	211.50	5.96	26.33	33.49	19.04
PMOH												0.00	369.43	0.00	0.00	0.00	0.00	0.00
LRPM												0.00	380.00	0.00	0.00	0.00	0.00	0.00
EMOH												0.00	116.60	0.00	0.00	0.00	0.00	0.00
NPC												1204.00	1204.00	1204.00	1204.00	1204.00	1204.00	1204.00
MONTHLY	Jul-08	Aug-08	Sep-08	Oct-08	Nov-08	Dec-08	Jan-09	Feb-09	Mar-09	Apr-09	May-09	Jun-09	Jul-09	Aug-09	Sep-09	Oct-09	Nov-09	Dec-09
FOR												0.00	0.00	21.64	0.00	0.00	0.00	0.00
MOR												0.00	6.85	0.00	0.00	0.00	0.00	0.00
PFOR												3.43	5.90	36.28	0.83	3.54	4.64	2.56
PMOR												0.00	16.83	0.00	0.00	0.00	0.00	0.00
EUOR												3.43	28.02	50.07	0.83	3.54	4.64	2.56
EUOF												3.43	28.02	50.07	0.83	3.54	4.64	2.56
POF												0.00	0.00	0.00	0.00	0.00	0.00	0.00
EAF												96.57	71.98	49.93	99.17	96.46	95.36	97.44
12 MONTHS	Jul-08	Aug-08	Sep-08	Oct-08	Nov-08	Dec-08	Jan-09	Feb-09	Mar-09	Apr-09	May-09	Jun-09	Jul-09	Aug-09	Sep-09	Oct-09	Nov-09	Dec-09
FOR												0.00	0.00	7.46	5.60	4.45	3.71	3.17
MOR												0.00	3.48	2.49	1.84	1.45	1.21	1.02
PFOR												3.43	4.64	13.88	10.42	8.94	8.20	7.35
PMOR												0.00	8.25	5.84	4.29	3.37	2.79	2.37
EUOR												3.43	15.92	27.43	20.89	17.37	15.28	13.44
EUOF												3.43	15.92	27.43	20.89	17.37	15.28	13.44
POF												0.00	0.00	0.00	0.00	0.00	0.00	0.00
EAF												96.57	84.08	72.57	79.11	82.63	84.72	86.56

Bartow
Unit 4

	Jan-10	Feb-10	Mar-10	Apr-10	May-10	Jun-10	Jul-10	Aug-10	Sep-10	Oct-10	Nov-10	Dec-10	Jan-11	Feb-11	Mar-11	Apr-11	May-11	Jun-11
PER HOURS	744.00	672.00	743.00	720.00	744.00	720.00	744.00	744.00	720.00	744.00	721.00	744.00	744.00	672.00	743.00	720.00	744.00	720.00
SER HOURS	373.00	672.00	743.00	720.00	744.00	720.00	744.00	744.00	720.00	744.00	720.00	744.00	744.00	672.00	743.00	720.00	744.00	720.00
RSH	0.00	0.00	0.00	0.00	0.00	0.00	0.00	0.00	0.00	0.00	0.00	0.00	0.00	0.00	0.00	0.00	0.00	0.00
UH	371.00	0.00	0.00	0.00	0.00	0.00	0.00	0.00	0.00	0.00	0.00	0.00	0.00	0.00	0.00	0.00	0.00	0.00
POH	0.00	0.00	0.00	0.00	0.00	0.00	0.00	0.00	0.00	0.00	0.00	0.00	0.00	0.00	0.00	0.00	0.00	0.00
FOH	0.00	0.00	0.00	0.00	0.00	0.00	0.00	0.00	0.00	0.00	0.00	0.00	0.00	0.00	0.00	0.00	0.00	0.00
MOH	371.00	0.00	0.00	0.00	0.00	0.00	0.00	0.00	0.00	0.00	0.00	0.00	0.00	0.00	0.00	0.00	0.00	0.00
PFOH	306.40	101.48	181.95	130.95	206.58	131.63	271.87	67.14	2.40	0.00	22.06	100.88	405.52	0.00	26.47	48.46	119.13	239.40
LRPF	221.42	184.01	435.00	184.00	178.44	178.18	410.98	178.66	177.92	0.00	184.09	184.01	207.00	0.00	245.49	428.87	176.01	176.00
EFOH	59.88	16.48	69.86	21.27	32.53	20.70	98.62	10.59	0.38	0.00	3.58	16.38	74.09	0.00	5.74	18.34	18.51	37.19
PMOH	0.00	46.93	0.00	53.03	0.00	10.08	0.00	0.00	10.78	97.58	0.00	0.00	0.00	0.00	0.00	5.82	84.37	0.00
LRPM	0.00	184.02	0.00	184.01	0.00	179.07	0.00	0.00	179.04	178.01	0.00	0.00	0.00	0.00	0.00	206.87	428.98	0.00
EMOH	0.00	7.62	0.00	8.61	0.00	1.59	0.00	0.00	1.70	15.33	0.00	0.00	0.00	0.00	0.00	1.06	31.94	0.00
NPC	1133.00	1133.00	1133.00	1133.00	1133.00	1133.00	1133.00	1133.00	1133.00	1133.00	1133.00	1133.00	1133.00	1133.00	1133.00	1133.00	1133.00	1133.00
MONTHLY	Jan-10	Feb-10	Mar-10	Apr-10	May-10	Jun-10	Jul-10	Aug-10	Sep-10	Oct-10	Nov-10	Dec-10	Jan-11	Feb-11	Mar-11	Apr-11	May-11	Jun-11
FOR	0.00	0.00	0.00	0.00	0.00	0.00	0.00	0.00	0.00	0.00	0.00	0.00	0.00	0.00	0.00	0.00	0.00	0.00
MOR	49.87	0.00	0.00	0.00	0.00	0.00	0.00	0.00	0.00	0.00	0.00	0.00	0.00	0.00	0.00	0.00	0.00	0.00
PFOR	16.05	2.45	9.40	2.95	4.37	2.88	13.25	1.42	0.05	0.00	0.50	2.20	9.96	0.00	0.77	2.55	2.49	5.16
PMOR	0.00	1.13	0.00	1.20	0.00	0.22	0.00	0.00	0.24	2.06	0.00	0.00	0.00	0.00	0.00	0.15	4.29	0.00
EUOR	57.91	3.59	9.40	4.15	4.37	3.10	13.25	1.42	0.29	2.06	0.50	2.20	9.96	0.00	0.77	2.70	6.78	5.16
EUOF	57.91	3.59	9.40	4.15	4.37	3.10	13.25	1.42	0.29	2.06	0.50	2.20	9.96	0.00	0.77	2.70	6.78	5.16
POF	0.00	0.00	0.00	0.00	0.00	0.00	0.00	0.00	0.00	0.00	0.00	0.00	0.00	0.00	0.00	0.00	0.00	0.00
EAF	42.09	96.41	90.60	95.85	95.63	96.90	86.75	98.58	99.71	97.94	99.50	97.80	90.04	100.00	99.23	97.30	93.22	94.84
12 MONTHS	Jan-10	Feb-10	Mar-10	Apr-10	May-10	Jun-10	Jul-10	Aug-10	Sep-10	Oct-10	Nov-10	Dec-10	Jan-11	Feb-11	Mar-11	Apr-11	May-11	Jun-11
FOR	2.95	2.63	2.34	2.12	1.93	1.93	1.92	0.00	0.00	0.00	0.00	0.00	0.00	0.00	0.00	0.00	0.00	0.00
MOR	7.38	6.60	5.91	5.37	4.91	4.91	4.31	4.24	4.24	4.24	4.24	4.24	0.00	0.00	0.00	0.00	0.00	0.00
PFOR	7.96	7.34	7.57	7.12	6.87	6.82	7.48	4.94	4.88	4.56	4.21	4.18	4.16	3.97	3.24	3.21	3.05	3.24
PMOR	2.20	2.08	1.85	1.79	1.62	1.64	0.22	0.21	0.23	0.42	0.42	0.42	0.40	0.31	0.31	0.22	0.59	0.57
EUOR	19.07	17.48	16.66	15.53	14.59	14.56	13.30	9.17	9.13	9.00	8.66	8.63	4.56	4.28	3.55	3.43	3.64	3.81
EUOF	19.07	17.48	16.66	15.53	14.59	14.56	13.30	9.17	9.13	9.00	8.66	8.63	4.56	4.28	3.55	3.43	3.64	3.81
POF	0.00	0.00	0.00	0.00	0.00	0.00	0.00	0.00	0.00	0.00	0.00	0.00	0.00	0.00	0.00	0.00	0.00	0.00
EAF	80.93	82.52	83.34	84.47	85.41	85.44	86.70	90.83	90.87	91.00	91.34	91.37	95.44	95.72	96.45	96.57	96.36	96.19





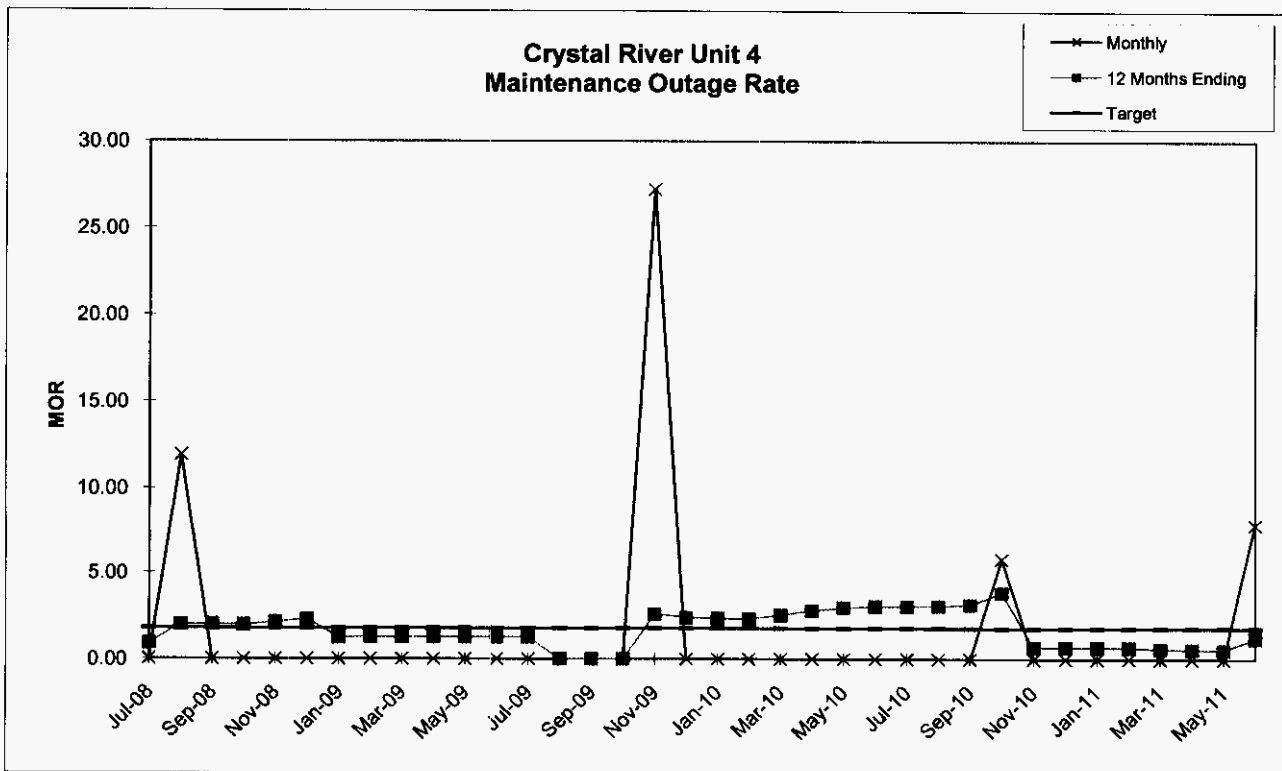
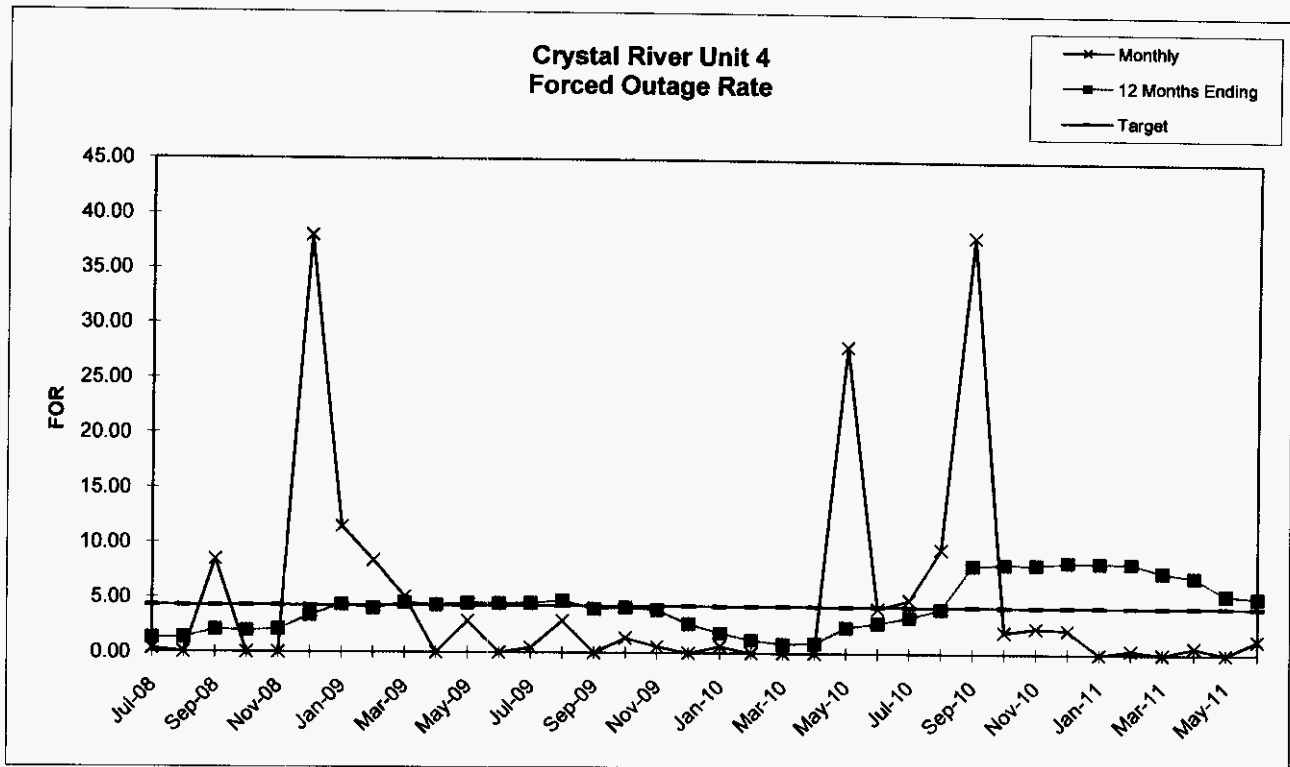


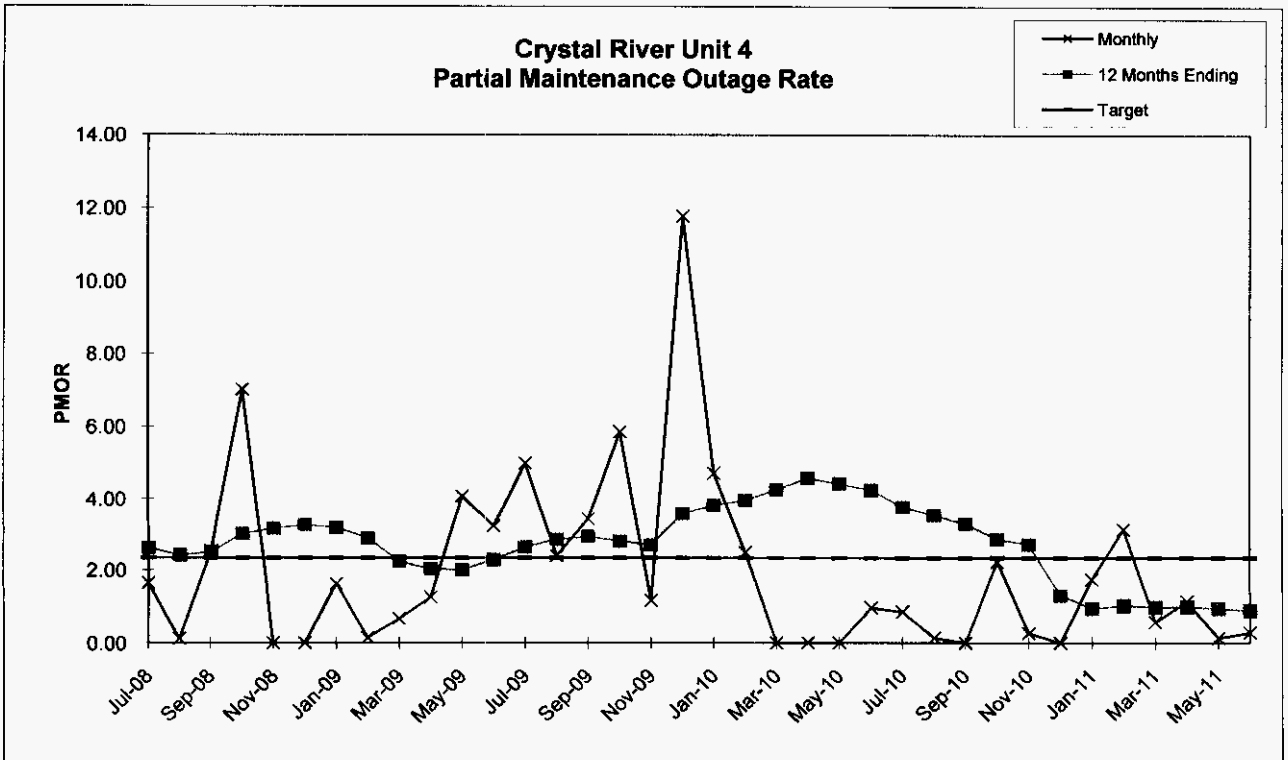
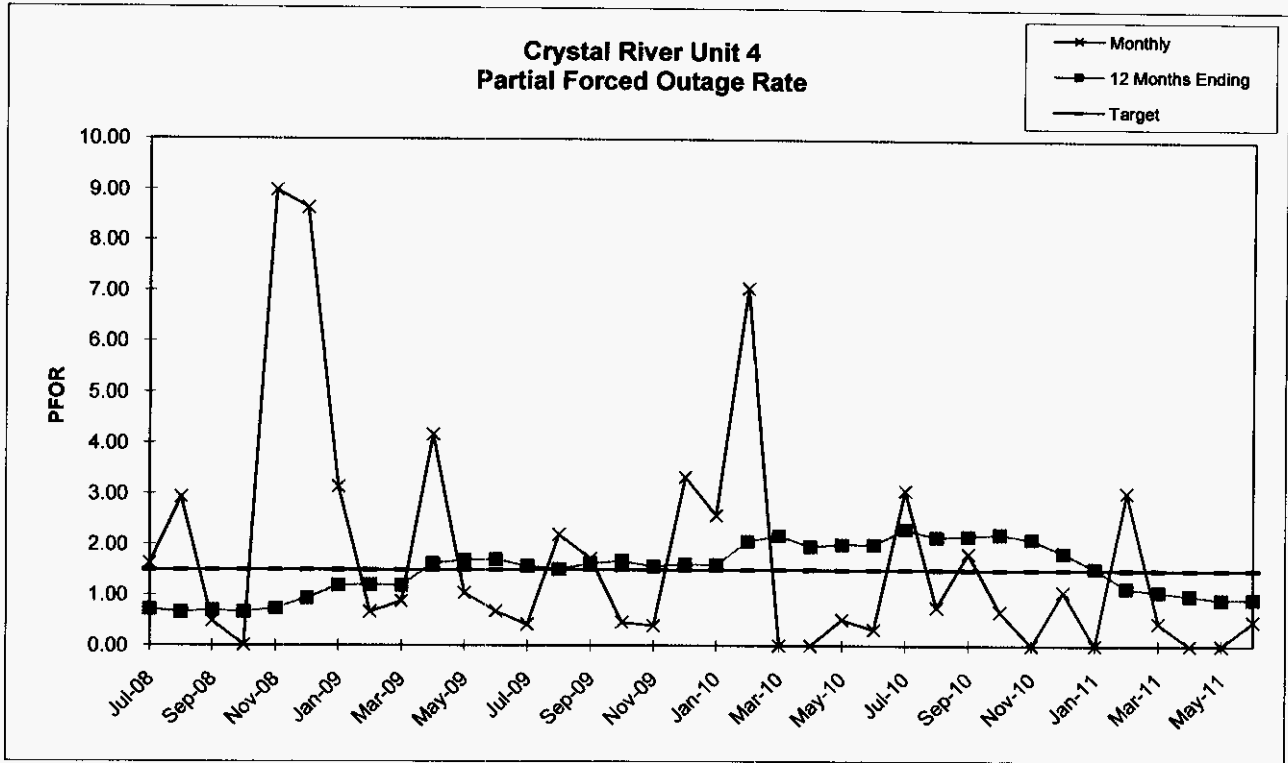
Crystal River
Unit 4

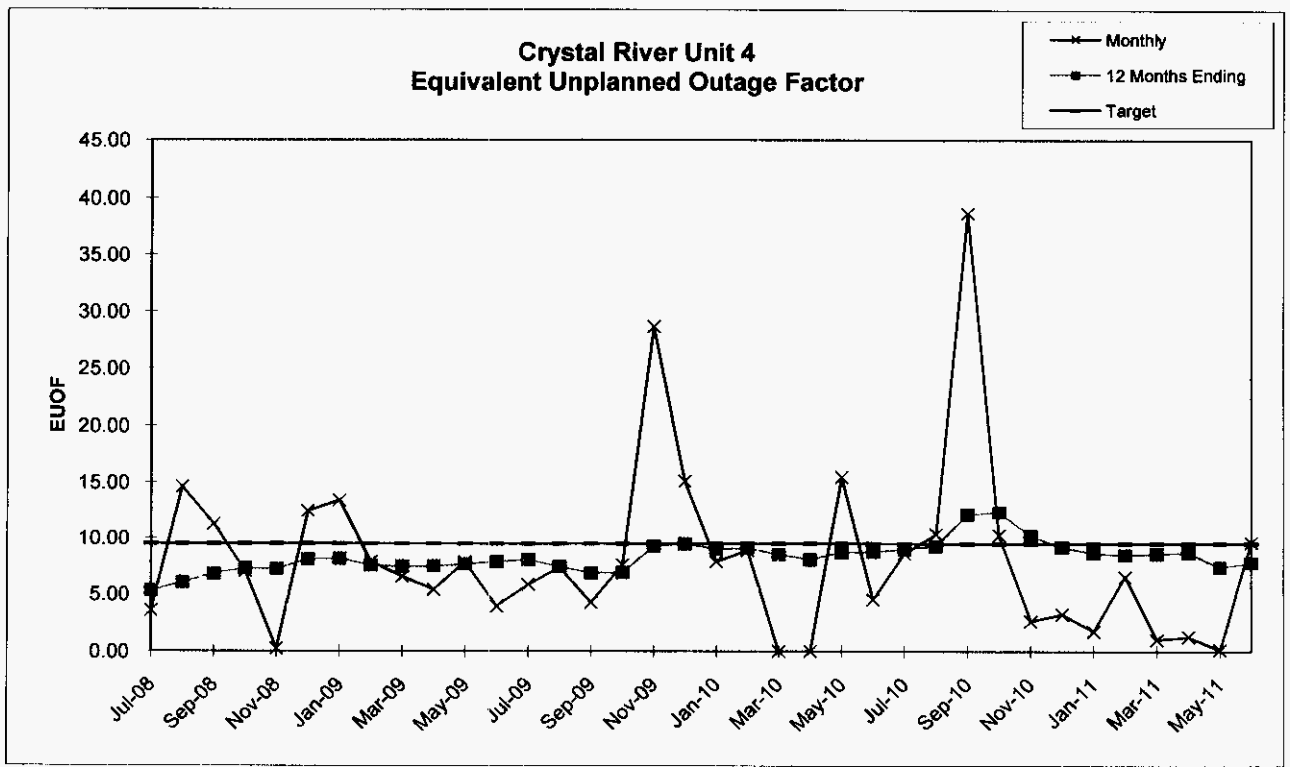
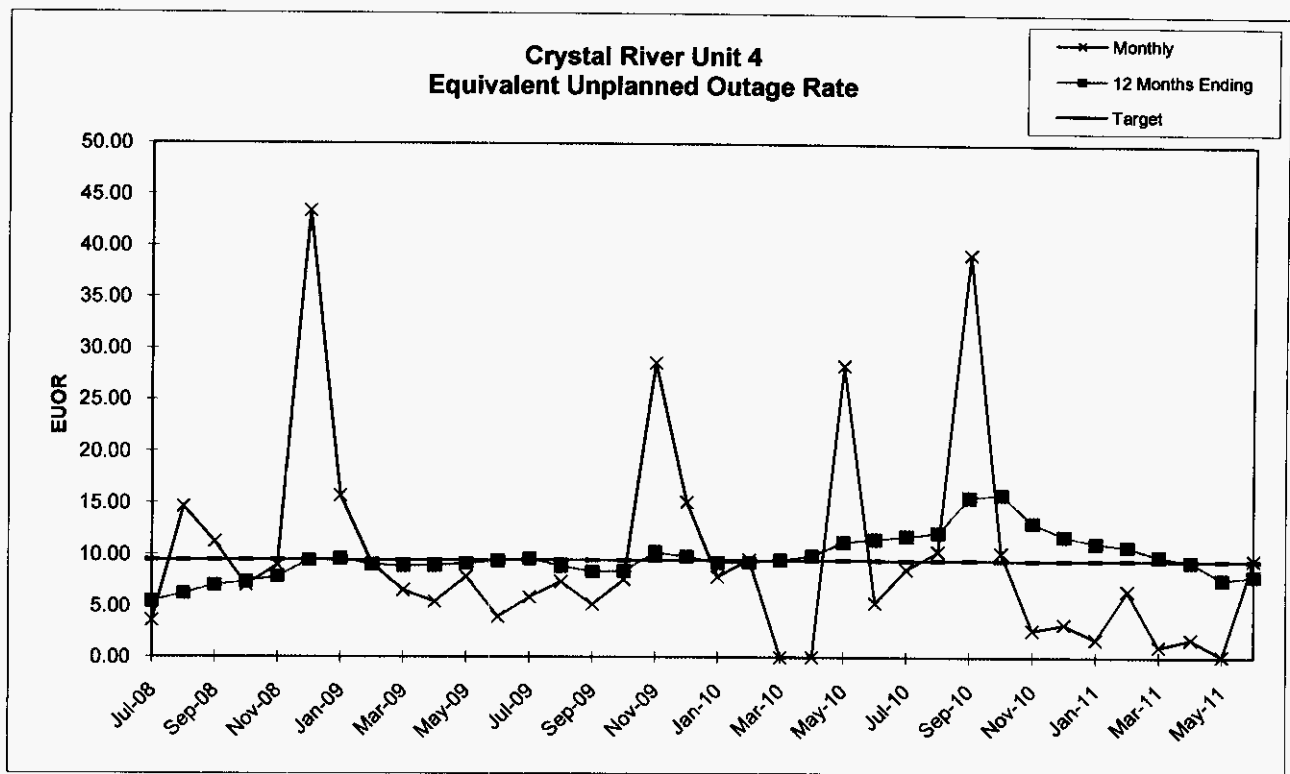
	Jul-08	Aug-08	Sep-08	Oct-08	Nov-08	Dec-08	Jan-09	Feb-09	Mar-09	Apr-09	May-09	Jun-09	Jul-09	Aug-09	Sep-09	Oct-09	Nov-09	Dec-09
PER HOURS	744.00	744.00	720.00	744.00	721.00	744.00	744.00	672.00	743.00	720.00	744.00	720.00	744.00	744.00	720.00	744.00	721.00	744.00
SER HOURS	741.73	655.33	659.00	744.00	19.93	132.22	561.94	532.80	705.31	720.00	722.60	720.00	740.60	722.40	593.18	733.98	522.75	744.00
RSH	0.00	0.00	0.00	0.00	0.00	0.00	109.20	90.50	0.00	0.00	0.00	0.00	0.00	0.00	126.82	0.00	0.00	0.00
UH	2.27	88.67	61.00	0.00	701.07	611.78	72.86	48.70	37.69	0.00	21.40	0.00	3.40	21.60	0.00	10.02	198.25	0.00
POH	0.00	0.00	0.00	0.00	701.07	530.67	0.00	0.00	0.00	0.00	0.00	0.00	0.00	0.00	0.00	0.00	0.00	0.00
FOH	2.27	0.00	61.00	0.00	0.00	81.11	72.86	48.70	37.69	0.00	21.40	0.00	3.40	21.60	0.00	10.02	3.03	0.00
MOH	0.00	88.67	0.00	0.00	0.00	0.00	0.00	0.00	0.00	0.00	0.00	0.00	0.00	0.00	0.00	0.00	195.22	0.00
PFOH	120.03	88.40	26.65	0.98	8.62	20.00	37.87	12.59	102.50	212.55	45.16	88.45	21.31	101.68	50.70	26.82	10.68	114.36
LRPF	72.42	156.80	86.16	84.29	149.94	412.00	336.69	201.85	43.47	102.00	119.90	39.75	104.18	112.80	145.10	90.90	137.86	156.47
EFOH	12.06	19.22	3.18	0.11	1.79	11.43	17.66	3.52	6.17	30.03	7.50	4.87	3.08	15.89	10.19	3.38	2.04	24.78
PMOH	33.47	5.42	40.70	267.40	0.00	0.00	22.29	5.00	7.13	21.28	62.40	33.30	93.82	76.40	27.73	95.91	11.25	136.08
LRPM	261.11	102.94	296.77	140.77	0.00	0.00	295.41	113.00	484.23	305.09	341.48	507.16	284.94	164.17	532.18	323.92	389.11	464.80
EMOH	12.12	0.77	16.75	52.21	0.00	0.00	9.12	0.78	4.78	8.99	29.51	23.39	37.03	17.37	20.44	43.03	6.06	87.60
NPC	721.00	721.00	721.00	721.00	721.00	721.00	722.00	722.00	722.00	722.00	722.00	722.00	722.00	722.00	722.00	722.00	722.00	722.00
MONTHLY	Jul-08	Aug-08	Sep-08	Oct-08	Nov-08	Dec-08	Jan-09	Feb-09	Mar-09	Apr-09	May-09	Jun-09	Jul-09	Aug-09	Sep-09	Oct-09	Nov-09	Dec-09
FOR	0.31	0.00	8.47	0.00	0.00	38.02	11.48	8.37	5.07	0.00	2.88	0.00	0.46	2.90	0.00	1.35	0.58	0.00
MOR	0.00	11.92	0.00	0.00	0.00	0.00	0.00	0.00	0.00	0.00	0.00	0.00	0.00	0.00	0.00	0.00	27.19	0.00
PFOR	1.63	2.93	0.48	0.02	8.99	8.64	3.14	0.66	0.87	4.17	1.04	0.68	0.42	2.20	1.72	0.46	0.39	3.33
PMOR	1.63	0.12	2.54	7.02	0.00	0.00	1.62	0.15	0.68	1.25	4.08	3.25	5.00	2.40	3.45	5.86	1.16	11.77
EUOR	3.55	14.61	11.24	7.03	8.99	43.38	15.70	9.11	6.55	5.42	7.85	3.93	5.85	7.37	5.16	7.58	28.62	15.11
EUOF	3.55	14.61	11.24	7.03	0.25	12.44	13.39	7.89	6.55	5.42	7.85	3.93	5.85	7.37	4.25	7.58	28.62	15.11
POF	0.00	0.00	0.00	0.00	97.24	71.33	0.00	0.00	0.00	0.00	0.00	0.00	0.00	0.00	0.00	0.00	0.00	0.00
EAF	96.45	85.39	88.76	92.97	2.52	16.24	86.61	92.11	93.45	94.58	92.15	96.07	94.15	92.63	95.75	92.42	71.38	84.89
12 MONTHS	Jul-08	Aug-08	Sep-08	Oct-08	Nov-08	Dec-08	Jan-09	Feb-09	Mar-09	Apr-09	May-09	Jun-09	Jul-09	Aug-09	Sep-09	Oct-09	Nov-09	Dec-09
FOR	1.29	1.30	2.03	1.96	2.10	3.35	4.36	4.00	4.52	4.35	4.52	4.49	4.51	4.75	3.98	4.12	3.89	2.65
MOR	0.92	1.97	1.99	1.95	2.10	2.27	1.24	1.26	1.27	1.26	1.27	1.27	1.27	0.00	0.00	0.00	2.57	2.38
PFOR	0.72	0.66	0.69	0.66	0.73	0.93	1.19	1.20	1.19	1.62	1.69	1.70	1.57	1.51	1.62	1.67	1.56	1.61
PMOR	2.62	2.42	2.50	3.02	3.17	3.27	3.19	2.89	2.25	2.03	2.01	2.29	2.65	2.86	2.94	2.82	2.71	3.59
EUOR	5.45	6.20	7.01	7.37	7.86	9.45	9.64	9.04	8.92	8.96	9.16	9.41	9.64	8.91	8.37	8.42	10.27	9.86
EUOF	5.30	6.02	6.81	7.31	7.23	8.13	8.17	7.56	7.46	7.50	7.66	7.87	8.07	7.45	6.88	6.93	9.26	9.49
POF	2.87	2.87	2.87	0.94	7.98	14.02	14.02	14.06	14.06	14.06	14.06	14.06	14.06	14.06	14.06	14.06	6.06	0.00
EAF	91.84	91.11	90.32	91.75	84.79	77.85	77.81	78.38	78.48	78.44	78.27	78.07	77.87	78.49	79.06	79.01	84.68	90.51

Crystal River
Unit 4

	Jan-10	Feb-10	Mar-10	Apr-10	May-10	Jun-10	Jul-10	Aug-10	Sep-10	Oct-10	Nov-10	Dec-10	Jan-11	Feb-11	Mar-11	Apr-11	May-11	Jun-11
PER HOURS	744.00	672.00	743.00	720.00	744.00	720.00	744.00	744.00	720.00	744.00	721.00	744.00	744.00	672.00	743.00	720.00	744.00	720.00
SER HOURS	739.45	625.45	0.00	0.00	291.18	582.29	707.82	673.00	437.70	687.78	703.85	727.63	744.00	669.62	743.00	513.72	744.00	655.97
RSH	0.00	0.00	0.00	0.00	0.00	0.00	0.00	0.00	0.00	0.00	0.00	0.00	0.00	0.00	0.00	0.00	0.00	0.00
UH	4.55	46.55	743.00	720.00	452.82	137.71	36.18	71.00	282.30	56.22	17.15	16.37	0.00	2.38	0.00	206.28	0.00	64.03
POH	0.00	46.55	743.00	720.00	339.47	112.83	0.00	0.00	12.17	0.00	0.00	0.00	0.00	0.00	0.00	202.95	0.00	0.00
FOH	4.55	0.00	0.00	0.00	113.35	24.88	36.18	71.00	270.13	13.97	17.15	16.37	0.00	2.38	0.00	3.33	0.00	8.63
MOH	0.00	0.00	0.00	0.00	0.00	0.00	0.00	0.00	0.00	42.25	0.00	0.00	0.00	0.00	0.00	0.00	0.00	55.40
PFOH	145.32	160.99	0.00	0.00	26.42	5.56	160.00	40.72	31.84	7.00	0.00	11.15	0.00	139.22	11.07	0.00	0.00	26.31
LRPF	92.18	192.37	0.00	0.00	39.85	232.82	95.48	87.19	175.99	464.00	0.00	488.00	0.00	102.20	210.96	0.00	0.00	84.19
EFOH	19.08	44.12	0.00	0.00	1.50	1.84	21.76	5.06	7.98	4.63	0.00	7.75	0.00	20.36	3.34	0.00	0.00	3.17
PMOH	62.15	34.92	0.00	0.00	0.00	13.65	13.13	7.98	0.00	86.40	16.00	0.00	43.30	33.00	12.00	21.35	7.00	13.75
LRPM	395.04	314.31	0.00	0.00	0.00	290.84	326.31	83.04	0.00	124.96	84.00	0.00	209.64	445.94	251.00	192.35	100.43	93.82
EMOH	34.97	15.63	0.00	0.00	0.00	5.66	6.10	0.94	0.00	15.38	1.91	0.00	12.99	21.05	4.31	5.87	1.01	1.85
NPC	702.00	702.00	702.00	702.00	702.00	702.00	702.00	702.00	702.00	702.00	702.00	702.00	699.00	699.00	699.00	699.00	699.00	699.00
MONTHLY	Jan-10	Feb-10	Mar-10	Apr-10	May-10	Jun-10	Jul-10	Aug-10	Sep-10	Oct-10	Nov-10	Dec-10	Jan-11	Feb-11	Mar-11	Apr-11	May-11	Jun-11
FOR	0.61	0.00	0.00	0.00	28.02	4.10	4.86	9.54	38.16	1.99	2.38	2.20	0.00	0.35	0.00	0.64	0.00	1.30
MOR	0.00	0.00	0.00	0.00	0.00	0.00	0.00	0.00	0.00	5.79	0.00	0.00	0.00	0.00	0.00	0.00	0.00	7.79
PFOR	2.58	7.05	0.00	0.00	0.52	0.32	3.07	0.75	1.82	0.67	0.00	1.07	0.00	3.04	0.45	0.00	0.00	0.48
PMOR	4.73	2.50	0.00	0.00	0.00	0.97	0.86	0.14	0.00	2.24	0.27	0.00	1.75	3.14	0.58	1.14	0.14	0.28
EUOR	7.88	9.55	0.00	0.00	28.39	5.33	8.61	10.35	39.29	10.25	2.64	3.24	1.75	6.52	1.03	1.78	0.14	9.59
EUOF	7.88	8.89	0.00	0.00	15.44	4.50	8.61	10.35	38.63	10.25	2.64	3.24	1.75	6.52	1.03	1.28	0.14	9.59
POF	0.00	6.93	100.00	100.00	45.63	15.67	0.00	0.00	1.69	0.00	0.00	0.00	0.00	0.00	0.00	28.19	0.00	0.00
EAF	92.12	84.18	0.00	0.00	38.94	79.83	91.39	89.65	59.68	89.75	97.36	96.76	98.25	93.48	98.97	70.53	99.86	90.41
12 MONTHS	Jan-10	Feb-10	Mar-10	Apr-10	May-10	Jun-10	Jul-10	Aug-10	Sep-10	Oct-10	Nov-10	Dec-10	Jan-11	Feb-11	Mar-11	Apr-11	May-11	Jun-11
FOR	1.80	1.21	0.84	0.92	2.37	2.79	3.30	4.06	8.09	8.20	8.17	8.42	8.35	8.33	7.51	7.06	5.43	5.20
MOR	2.33	2.30	2.51	2.77	2.95	3.01	3.02	3.05	3.12	3.80	0.68	0.68	0.68	0.67	0.60	0.56	0.53	1.20
PFOR	1.59	2.06	2.17	1.97	2.00	2.00	2.31	2.15	2.17	2.21	2.11	1.84	1.53	1.14	1.07	0.99	0.92	0.92
PMOR	3.83	3.97	4.27	4.59	4.44	4.25	3.78	3.55	3.30	2.87	2.72	1.31	0.95	1.03	0.98	0.99	0.95	0.89
EUOR	9.25	9.28	9.54	9.96	11.29	11.54	11.85	12.18	15.62	15.91	13.15	11.85	11.18	10.87	9.90	9.38	7.66	7.98
EUOF	9.02	9.10	8.54	8.10	8.74	8.79	9.02	9.27	12.10	12.33	10.19	9.18	8.66	8.48	8.56	8.67	7.37	7.79
POF	0.00	0.53	9.01	17.23	21.11	22.40	22.40	22.40	22.53	22.53	22.53	22.53	22.53	22.00	13.52	7.62	3.74	2.46
EAF	90.98	90.37	82.45	74.67	70.15	68.82	68.58	68.33	65.37	65.14	67.28	68.29	68.81	69.52	77.91	83.71	88.89	89.76





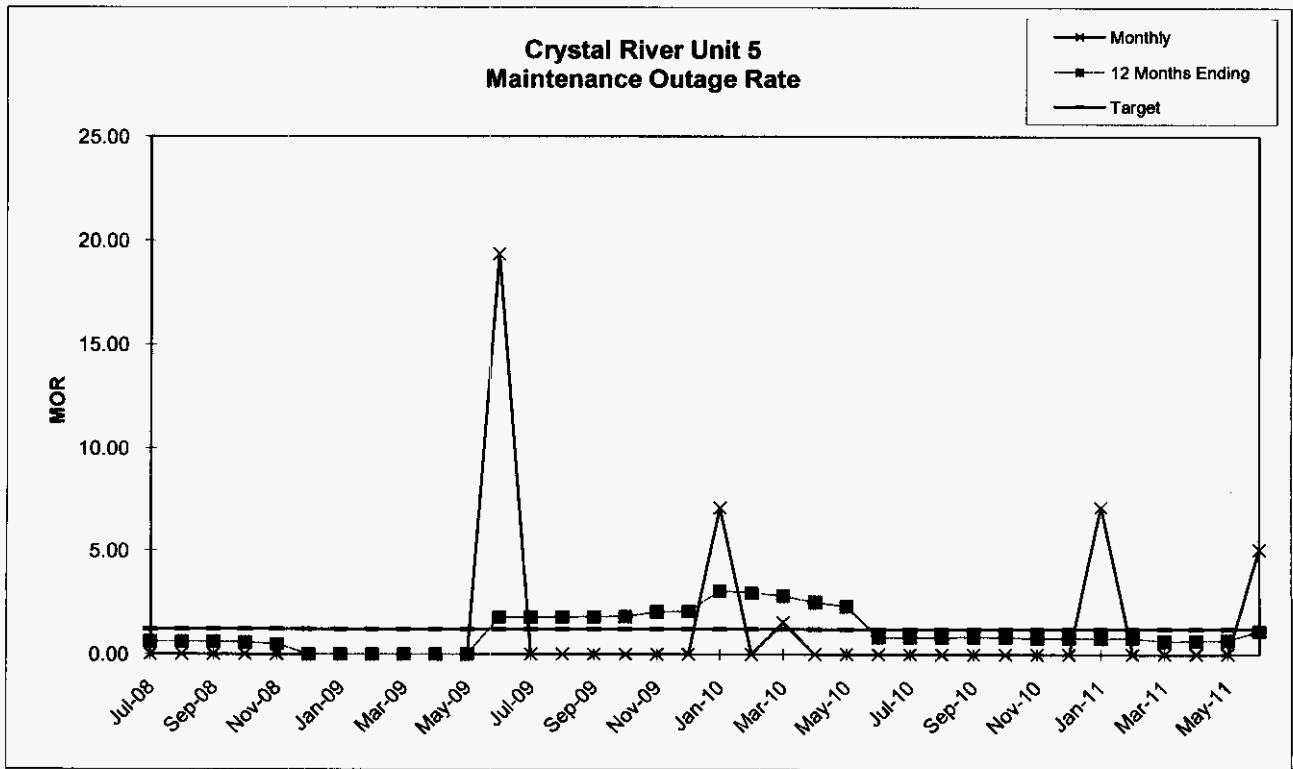
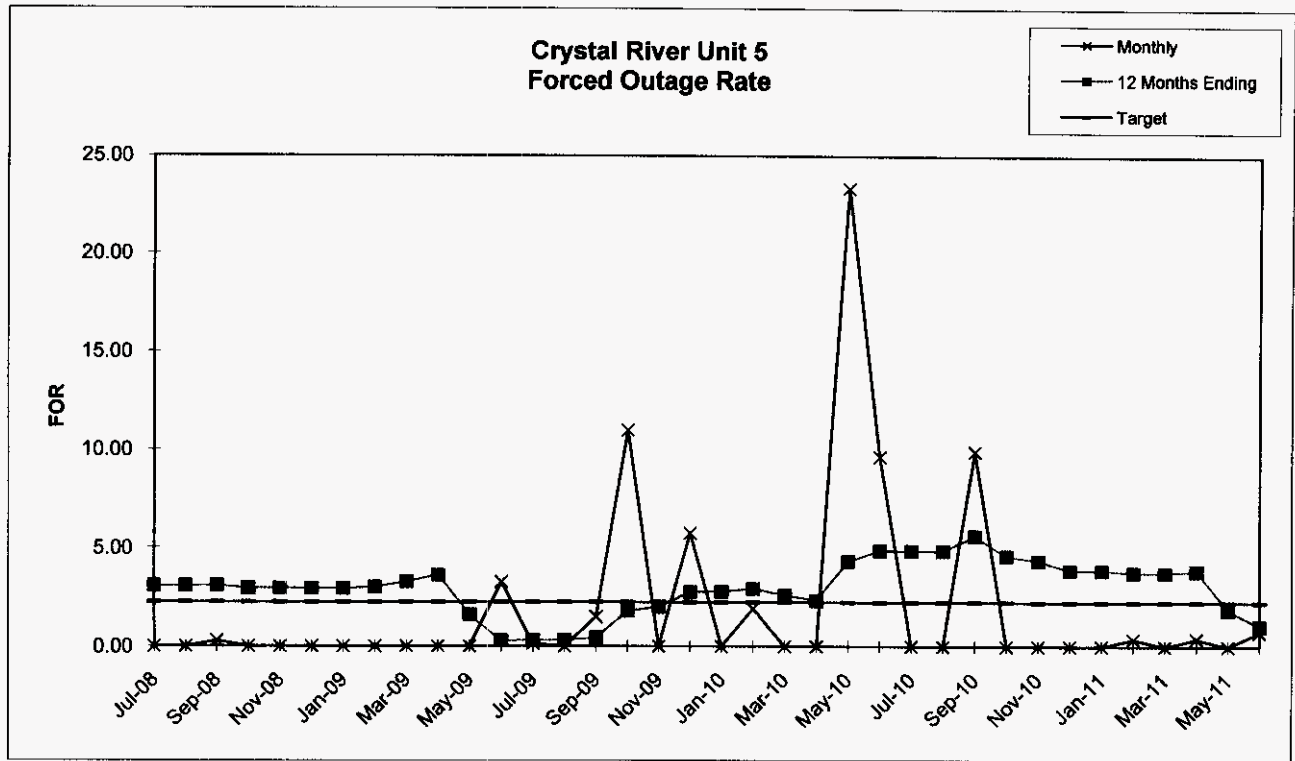


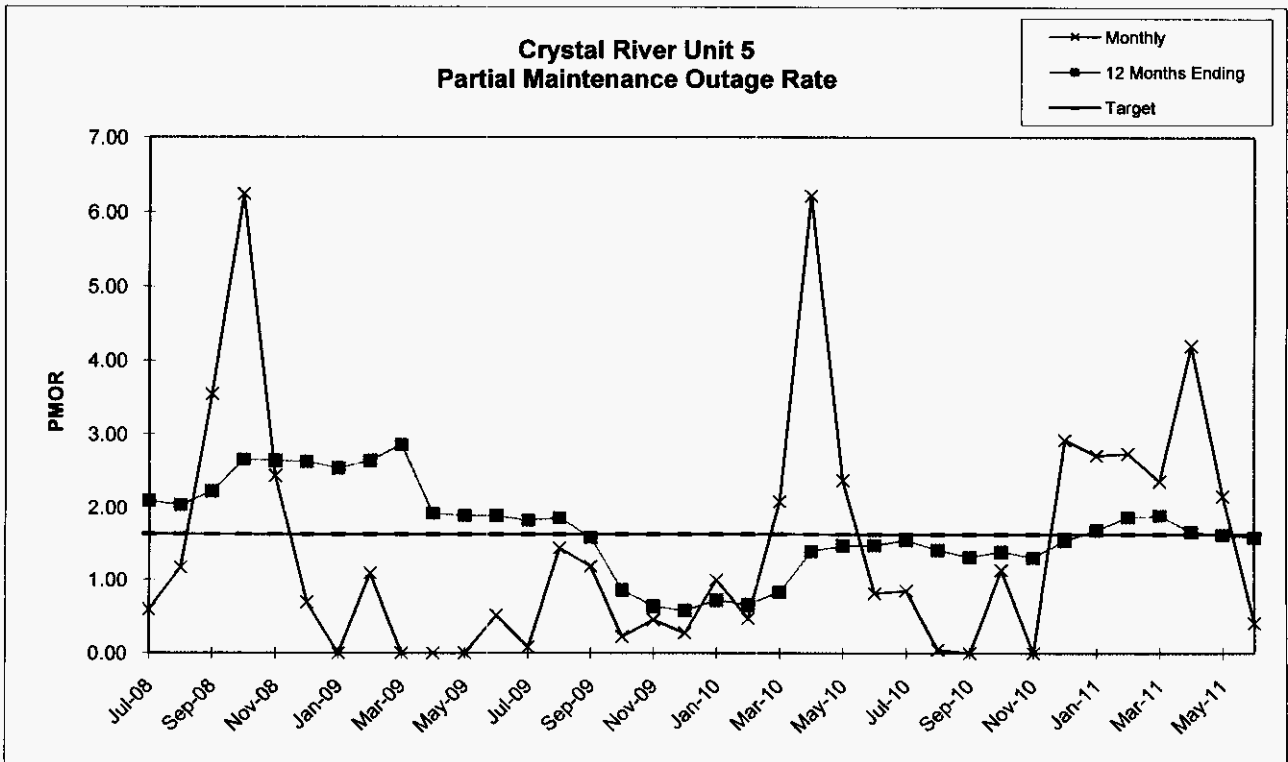
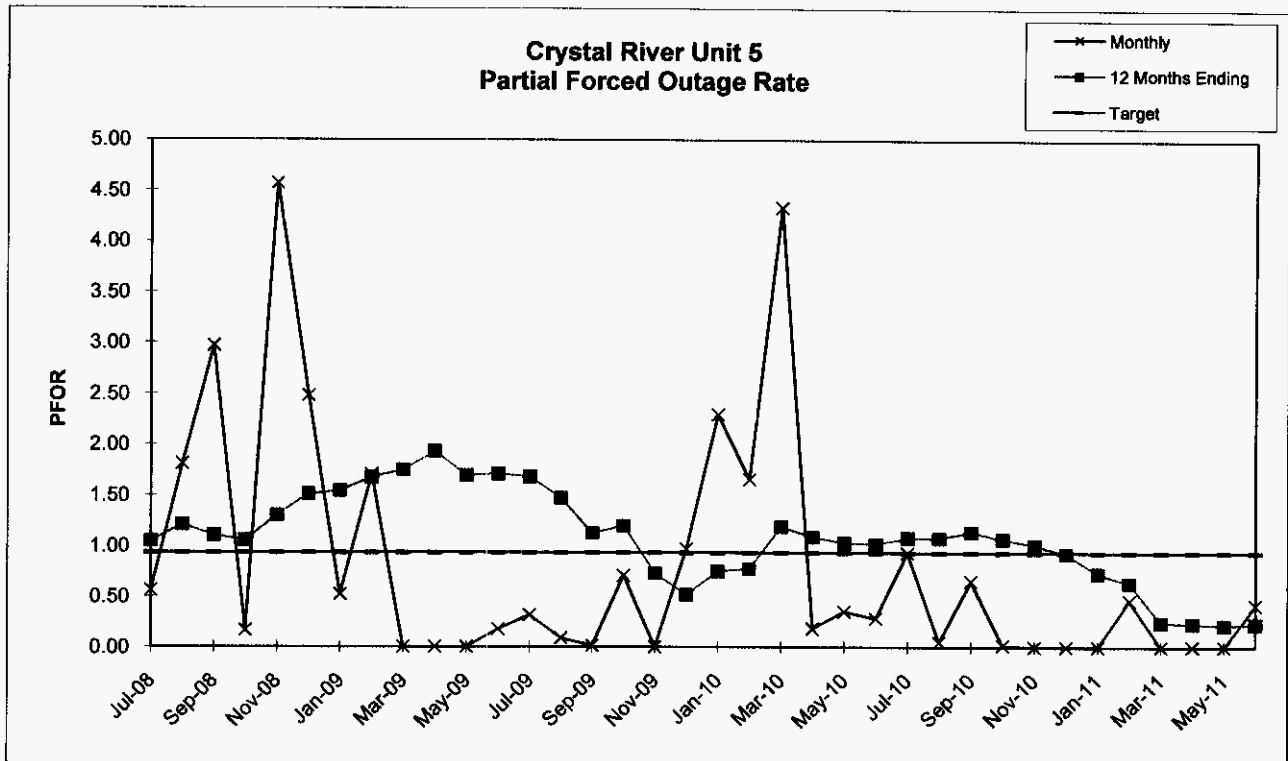
Crystal River
Unit 5

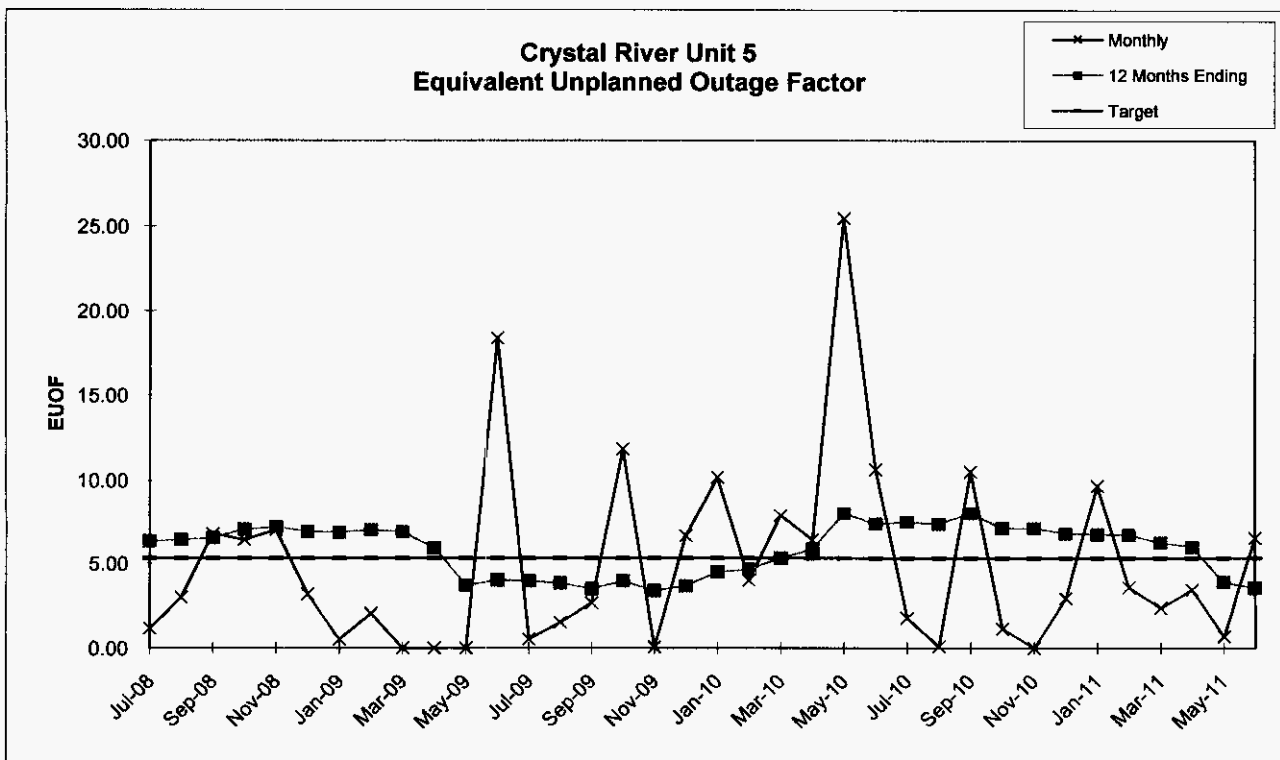
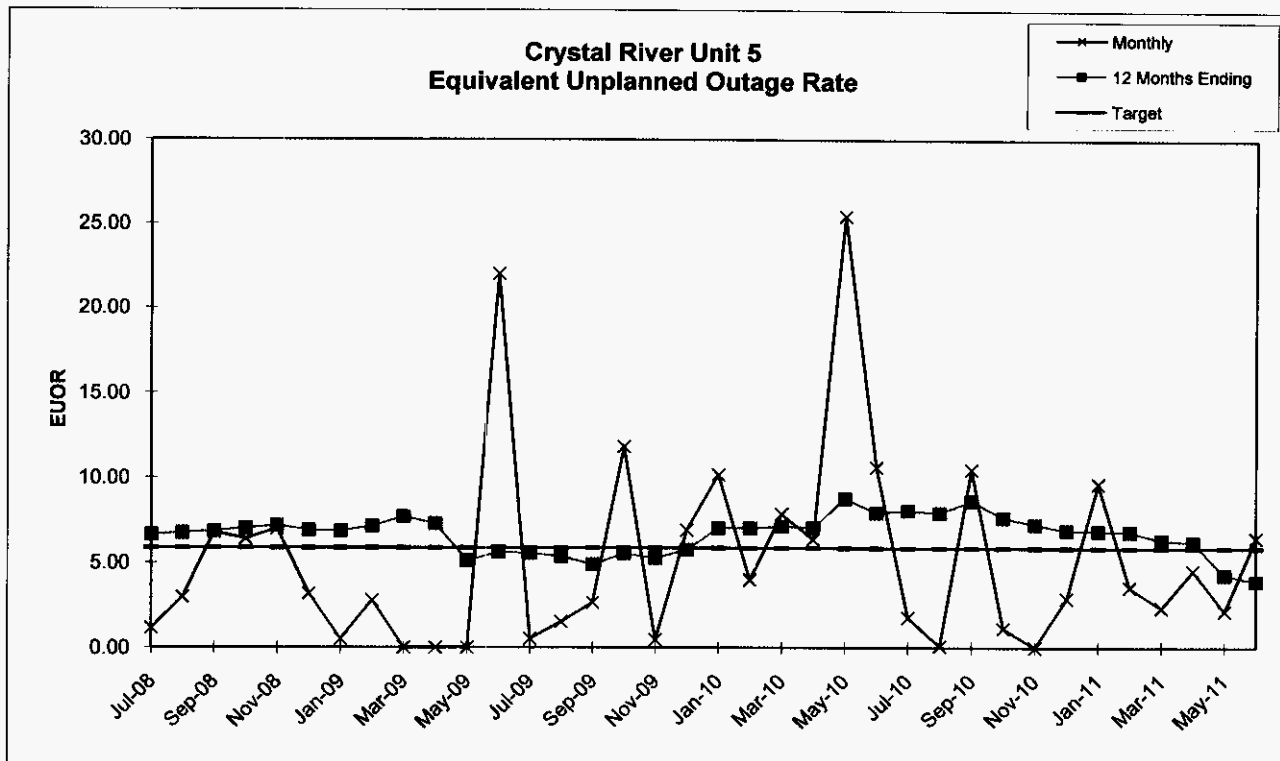
	Jul-08	Aug-08	Sep-08	Oct-08	Nov-08	Dec-08	Jan-09	Feb-09	Mar-09	Apr-09	May-09	Jun-09	Jul-09	Aug-09	Sep-09	Oct-09	Nov-09	Dec-09
PER HOURS	744.00	744.00	720.00	744.00	721.00	744.00	744.00	672.00	743.00	720.00	744.00	720.00	744.00	744.00	720.00	744.00	721.00	744.00
SER HOURS	744.00	744.00	717.92	744.00	721.00	744.00	744.00	491.95	0.00	0.00	0.00	472.14	743.00	744.00	709.37	662.19	83.02	672.84
RSH	0.00	0.00	0.00	0.00	0.00	0.00	0.00	0.00	0.00	0.00	0.00	0.00	0.00	0.00	0.00	0.00	0.00	0.00
UH	0.00	0.00	2.08	0.00	0.00	0.00	0.00	180.05	743.00	720.00	744.00	247.86	1.00	0.00	10.63	81.81	637.98	71.16
POH	0.00	0.00	0.00	0.00	0.00	0.00	0.00	180.05	743.00	720.00	744.00	118.87	0.00	0.00	0.00	0.00	637.98	30.15
FOH	0.00	0.00	2.08	0.00	0.00	0.00	0.00	0.00	0.00	0.00	0.00	15.77	1.00	0.00	10.63	81.81	0.00	41.01
MOH	0.00	0.00	0.00	0.00	0.00	0.00	0.00	0.00	0.00	0.00	0.00	113.22	0.00	0.00	0.00	0.00	0.00	0.00
PFOH	40.31	82.13	71.03	10.60	230.40	88.83	14.47	51.83	0.00	0.00	0.00	2.43	32.58	166.93	14.87	75.42	0.00	28.36
LRPF	74.64	118.18	216.44	84.00	103.21	150.01	188.78	114.21	0.00	0.00	0.00	244.50	50.71	2.78	3.97	43.72	0.00	162.60
EFOH	4.17	13.46	21.32	1.23	32.98	18.48	3.87	8.38	0.00	0.00	0.00	0.84	2.34	0.66	0.08	4.67	0.00	6.53
PMOH	18.51	31.60	50.71	199.88	41.24	15.23	0.00	17.05	0.00	0.00	0.00	34.16	56.73	17.16	31.33	7.83	2.00	17.56
LRPM	172.43	197.87	361.43	167.41	306.76	243.55	0.00	221.63	0.00	0.00	0.00	50.33	7.56	439.15	188.98	135.06	135.00	75.28
EMOH	4.43	8.67	25.42	46.41	17.55	5.14	0.00	5.35	0.00	0.00	0.00	2.44	0.61	10.67	8.39	1.50	0.38	1.87
NPC	721.00	721.00	721.00	721.00	721.00	721.00	706.00	706.00	706.00	706.00	706.00	706.00	706.00	706.00	706.00	706.00	706.00	706.00
MONTHLY	Jul-08	Aug-08	Sep-08	Oct-08	Nov-08	Dec-08	Jan-09	Feb-09	Mar-09	Apr-09	May-09	Jun-09	Jul-09	Aug-09	Sep-09	Oct-09	Nov-09	Dec-09
FOR	0.00	0.00	0.29	0.00	0.00	0.00	0.00	0.00	0.00	0.00	0.00	3.23	0.13	0.00	1.48	11.00	0.00	5.74
MOR	0.00	0.00	0.00	0.00	0.00	0.00	0.00	0.00	0.00	0.00	0.00	19.34	0.00	0.00	0.00	0.00	0.00	0.00
PFOR	0.56	1.81	2.97	0.17	4.57	2.48	0.52	1.70	0.00	0.00	0.00	0.18	0.31	0.09	0.01	0.71	0.00	0.97
PMOR	0.59	1.17	3.54	6.24	2.43	0.69	0.00	1.09	0.00	0.00	0.00	0.52	0.08	1.43	1.18	0.23	0.46	0.28
EUOR	1.16	2.98	6.78	6.40	7.01	3.18	0.52	2.79	0.00	0.00	0.00	22.00	0.53	1.52	2.65	11.83	0.46	6.92
EUOF	1.16	2.98	6.78	6.40	7.01	3.18	0.52	2.04	0.00	0.00	0.00	18.37	0.53	1.52	2.65	11.83	0.05	6.64
POF	0.00	0.00	0.00	0.00	0.00	0.00	0.00	26.79	100.00	100.00	100.00	16.51	0.00	0.00	0.00	0.00	88.49	4.05
EAF	98.84	97.02	93.22	93.60	92.99	96.82	99.48	71.16	0.00	0.00	0.00	65.12	99.47	98.48	97.35	88.17	11.46	89.31
12 MONTHS	Jul-08	Aug-08	Sep-08	Oct-08	Nov-08	Dec-08	Jan-09	Feb-09	Mar-09	Apr-09	May-09	Jun-09	Jul-09	Aug-09	Sep-09	Oct-09	Nov-09	Dec-09
FOR	3.04	3.04	3.07	2.92	2.92	2.90	2.90	2.97	3.25	3.58	1.58	0.29	0.31	0.31	0.45	1.78	1.98	2.74
MOR	0.61	0.61	0.61	0.58	0.49	0.00	0.00	0.00	0.00	0.00	0.00	1.82	1.82	1.82	1.82	1.84	2.06	2.08
PFOR	1.05	1.21	1.11	1.05	1.30	1.51	1.54	1.68	1.75	1.93	1.69	1.71	1.68	1.47	1.13	1.20	0.73	0.51
PMOR	2.09	2.04	2.23	2.65	2.64	2.62	2.54	2.64	2.86	1.92	1.89	1.88	1.82	1.86	1.58	0.86	0.64	0.59
EUOR	6.65	6.75	6.85	7.04	7.19	6.92	6.86	7.15	7.71	7.29	5.10	5.62	5.54	5.37	4.89	5.54	5.27	5.76
EUOF	6.33	6.42	6.52	7.04	7.19	6.92	6.86	7.01	6.90	5.93	3.71	4.01	3.96	3.83	3.49	3.95	3.38	3.68
POF	4.83	4.83	4.78	0.00	0.00	0.00	0.00	2.06	10.54	18.76	27.25	28.61	28.61	28.61	28.61	28.61	35.89	36.23
EAF	88.85	88.75	88.70	92.96	92.81	93.08	93.14	90.94	82.57	75.32	69.04	67.38	67.44	67.56	67.90	67.44	60.73	60.09

Crystal River
Unit 5

	Jan-10	Feb-10	Mar-10	Apr-10	May-10	Jun-10	Jul-10	Aug-10	Sep-10	Oct-10	Nov-10	Dec-10	Jan-11	Feb-11	Mar-11	Apr-11	May-11	Jun-11
PER HOURS	744.00	672.00	743.00	720.00	744.00	720.00	744.00	744.00	720.00	744.00	721.00	744.00	744.00	672.00	743.00	720.00	744.00	720.00
SER HOURS	691.07	659.22	731.35	720.00	570.27	650.63	744.00	744.00	648.72	744.00	531.83	744.00	690.85	669.43	743.00	538.70	236.67	678.94
RSH	0.00	0.00	0.00	0.00	0.00	0.00	0.00	0.00	0.00	0.00	0.00	0.00	0.00	0.00	0.00	0.00	0.00	0.00
UH	52.93	12.78	11.65	0.00	173.73	69.37	0.00	0.00	71.28	0.00	189.17	0.00	53.15	2.57	0.00	181.30	507.33	41.06
POH	0.00	0.00	0.00	0.00	0.00	0.00	0.00	0.00	0.00	0.00	189.17	0.00	0.00	0.00	0.00	179.20	507.33	0.00
FOH	0.00	12.78	0.00	0.00	173.73	69.37	0.00	0.00	71.28	0.00	0.00	0.00	0.00	2.57	0.00	2.10	0.00	5.03
MOH	52.93	0.00	11.65	0.00	0.00	0.00	0.00	0.00	0.00	0.00	0.00	0.00	53.15	0.00	0.00	0.00	0.00	36.03
PFOH	44.73	23.54	82.71	6.11	16.01	15.83	61.77	2.25	29.55	1.00	0.00	0.00	0.00	34.00	0.00	0.00	0.00	17.76
LRPF	248.61	324.58	268.21	151.82	88.32	81.65	78.43	115.00	100.54	82.00	0.00	0.00	0.00	63.09	0.00	0.00	0.00	110.96
EFOH	15.89	10.92	31.69	1.33	2.02	1.85	6.92	0.37	4.24	0.12	0.00	0.00	0.00	3.07	0.00	0.00	0.00	2.82
PMOH	20.41	6.00	57.83	124.79	36.12	13.58	16.58	3.28	0.00	59.14	0.00	187.50	100.42	29.75	96.43	57.75	21.07	71.24
LRPM	235.91	367.00	184.49	250.90	261.97	272.07	266.54	81.08	0.00	99.59	0.00	81.00	130.16	429.81	127.08	273.34	169.62	27.61
EMOH	6.88	3.15	15.24	44.73	13.52	5.28	6.31	0.38	0.00	8.41	0.00	21.70	18.70	18.29	17.53	22.58	5.11	2.81
NPC	700.00	700.00	700.00	700.00	700.00	700.00	700.00	700.00	700.00	700.00	700.00	700.00	699.00	699.00	699.00	699.00	699.00	699.00
MONTHLY	Jan-10	Feb-10	Mar-10	Apr-10	May-10	Jun-10	Jul-10	Aug-10	Sep-10	Oct-10	Nov-10	Dec-10	Jan-11	Feb-11	Mar-11	Apr-11	May-11	Jun-11
FOR	0.00	1.90	0.00	0.00	23.35	9.63	0.00	0.00	9.90	0.00	0.00	0.00	0.00	0.38	0.00	0.39	0.00	0.74
MOR	7.11	0.00	1.57	0.00	0.00	0.00	0.00	0.00	0.00	0.00	0.00	0.00	7.14	0.00	0.00	0.00	0.00	5.04
PFOR	2.30	1.66	4.33	0.18	0.35	0.28	0.93	0.05	0.65	0.02	0.00	0.00	0.00	0.46	0.00	0.00	0.00	0.42
PMOR	1.00	0.48	2.08	6.21	2.37	0.81	0.85	0.05	0.00	1.13	0.00	2.92	2.71	2.73	2.36	4.19	2.16	0.41
EUOR	10.17	3.99	7.88	6.40	25.44	10.62	1.78	0.10	10.49	1.15	0.00	2.92	9.66	3.56	2.36	4.56	2.16	6.49
EUOF	10.17	3.99	7.88	6.40	25.44	10.62	1.78	0.10	10.49	1.15	0.00	2.92	9.66	3.56	2.36	3.43	0.69	6.49
POF	0.00	0.00	0.00	0.00	0.00	0.00	0.00	0.00	0.00	0.00	26.24	0.00	0.00	0.00	0.00	24.89	68.19	0.00
EAF	89.83	96.01	92.12	93.60	74.56	89.38	98.22	99.90	89.51	98.85	73.76	97.08	90.34	96.44	97.64	71.68	31.12	93.51
12 MONTHS	Jan-10	Feb-10	Mar-10	Apr-10	May-10	Jun-10	Jul-10	Aug-10	Sep-10	Oct-10	Nov-10	Dec-10	Jan-11	Feb-11	Mar-11	Apr-11	May-11	Jun-11
FOR	2.77	2.91	2.57	2.31	4.32	4.86	4.85	4.85	5.61	4.59	4.34	3.85	3.85	3.73	3.72	3.83	1.86	1.04
MOR	3.06	2.97	2.80	2.52	2.33	0.84	0.84	0.84	0.85	0.84	0.79	0.78	0.79	0.79	0.64	0.66	0.69	1.14
PFOR	0.75	0.77	1.19	1.09	1.03	1.02	1.08	1.08	1.14	1.07	1.01	0.92	0.73	0.63	0.24	0.23	0.22	0.23
PMOR	0.72	0.66	0.83	1.39	1.47	1.47	1.54	1.41	1.31	1.39	1.30	1.54	1.68	1.86	1.89	1.65	1.62	1.58
EUOR	7.05	7.06	7.15	7.08	8.79	7.97	8.09	7.96	8.65	7.67	7.26	6.91	6.87	6.84	6.36	6.24	4.30	3.93
EUOF	4.50	4.65	5.31	5.84	8.00	7.36	7.47	7.35	7.99	7.09	7.08	6.77	6.72	6.69	6.22	5.98	3.87	3.53
POF	36.23	34.18	25.70	17.48	8.98	7.63	7.63	7.63	7.63	7.63	2.50	2.16	2.16	2.16	2.16	4.21	10.00	10.00
EAF	59.27	61.18	68.99	76.68	83.02	85.01	84.90	85.02	84.38	85.29	90.41	91.07	91.12	91.15	91.62	89.82	86.13	86.47





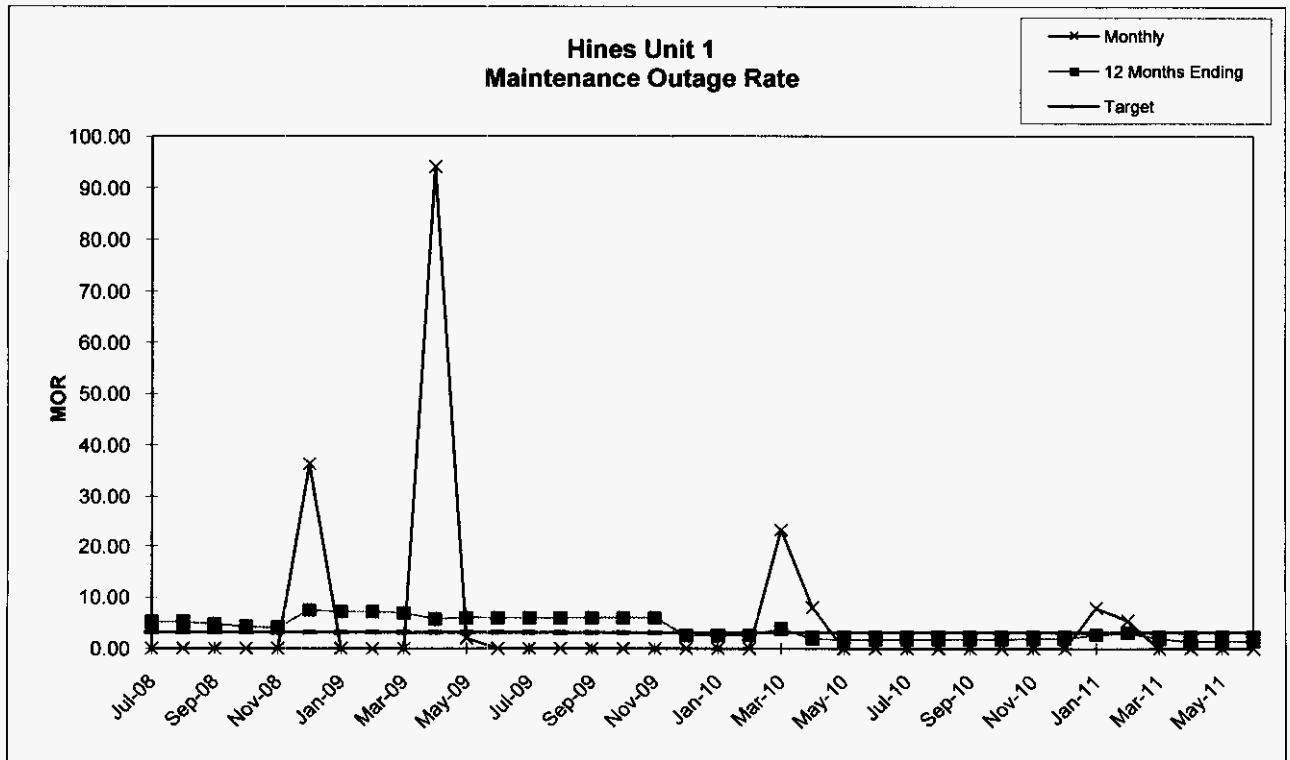
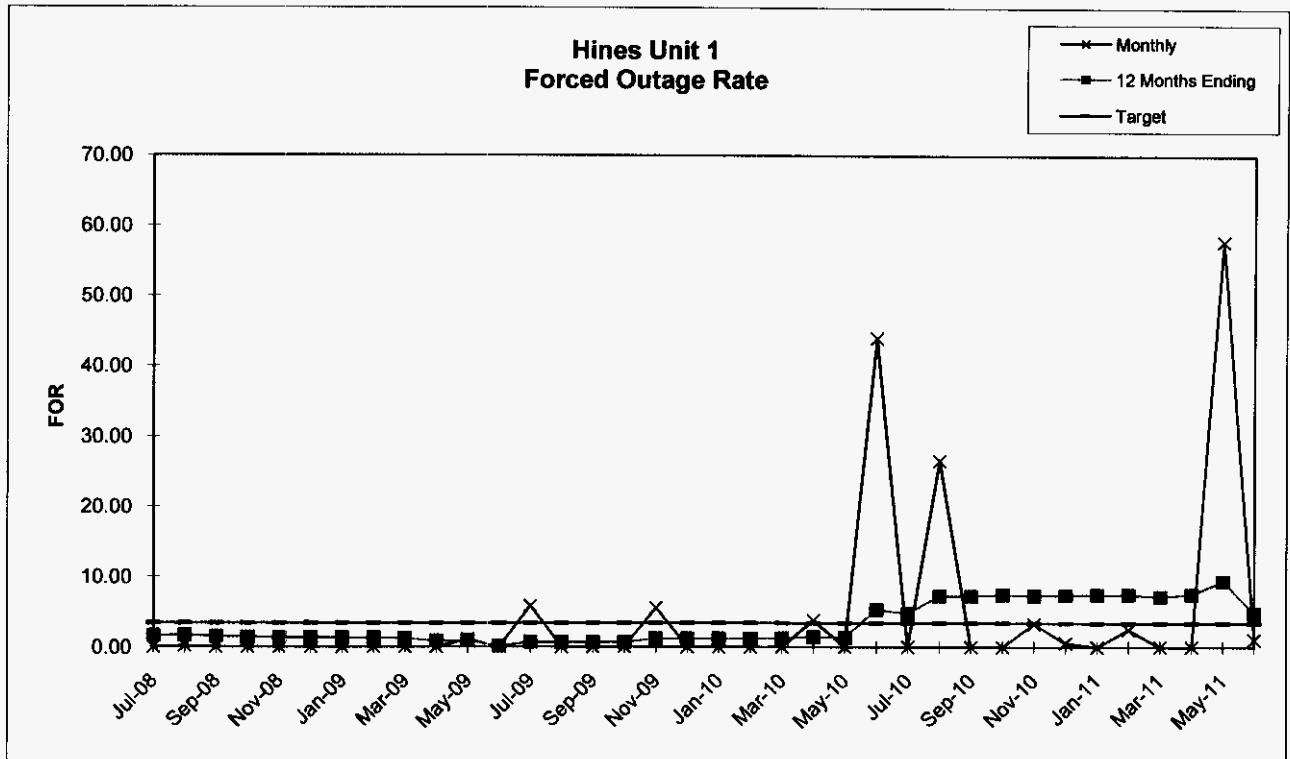


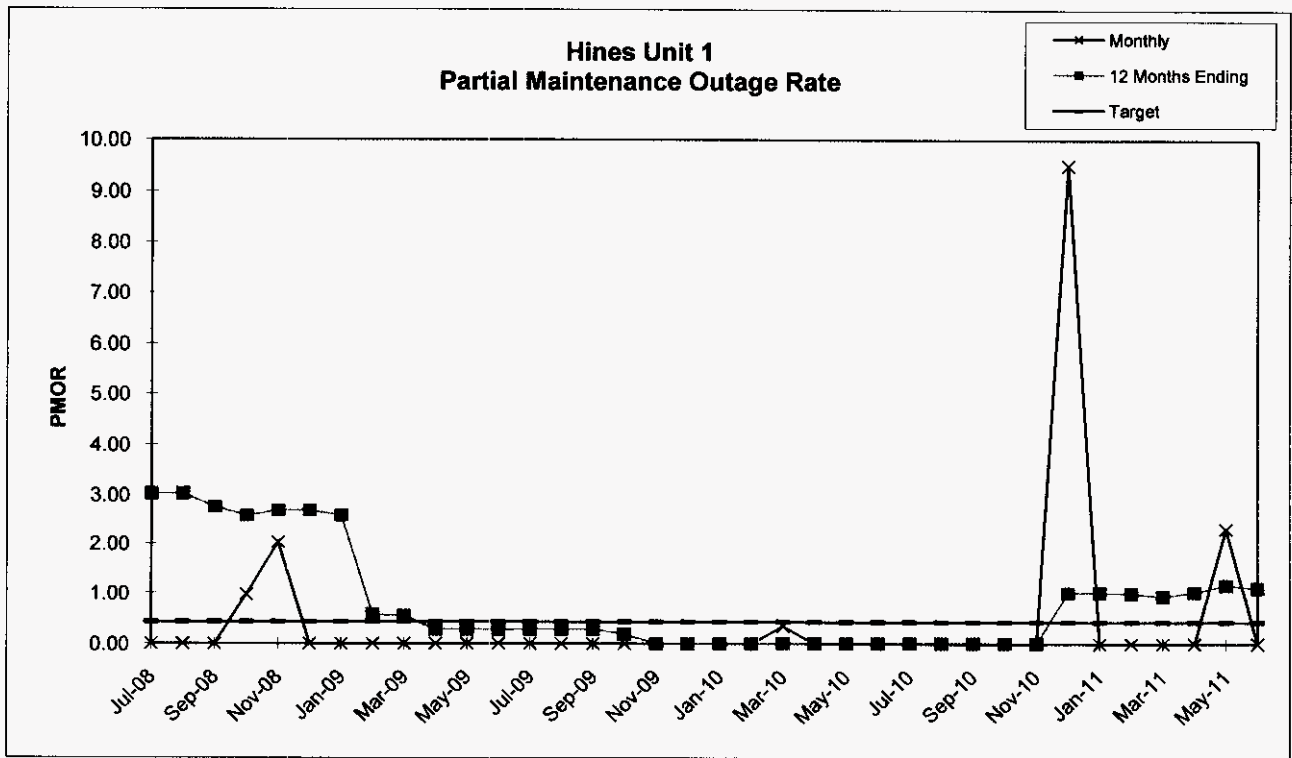
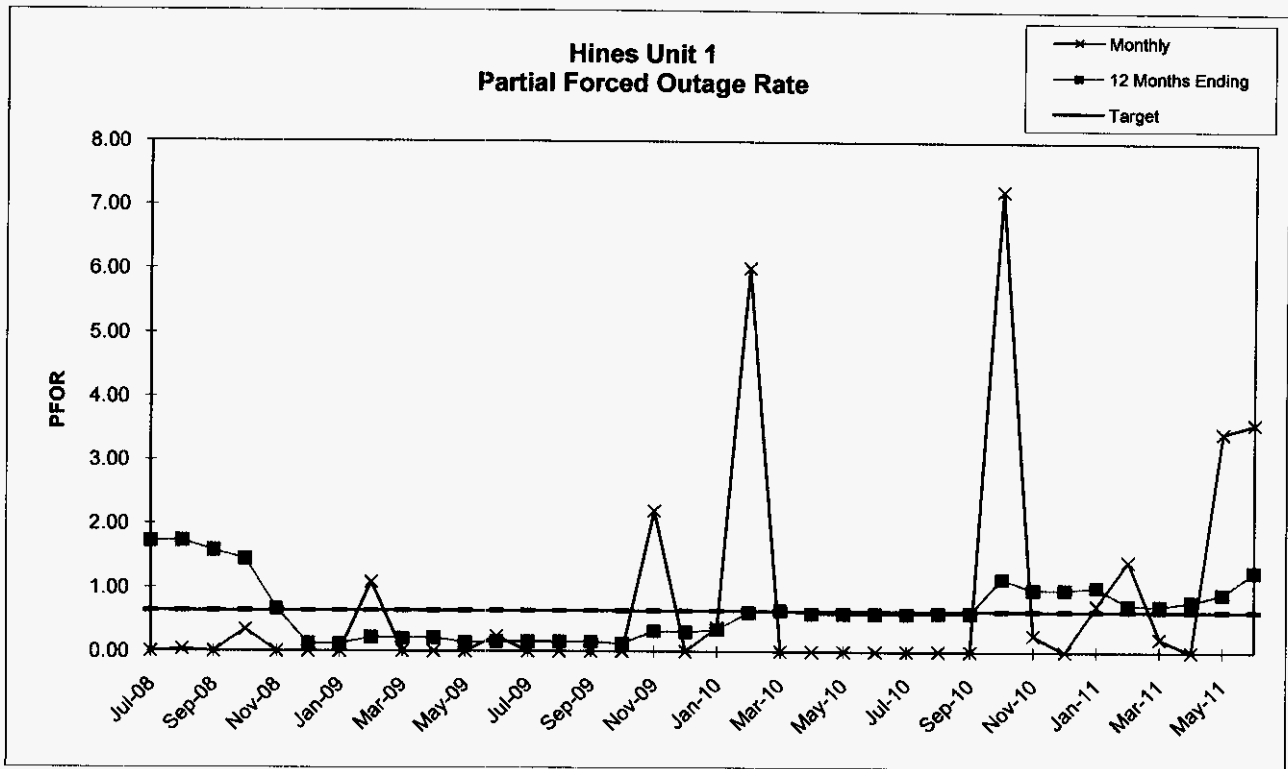
Hines
Unit 1

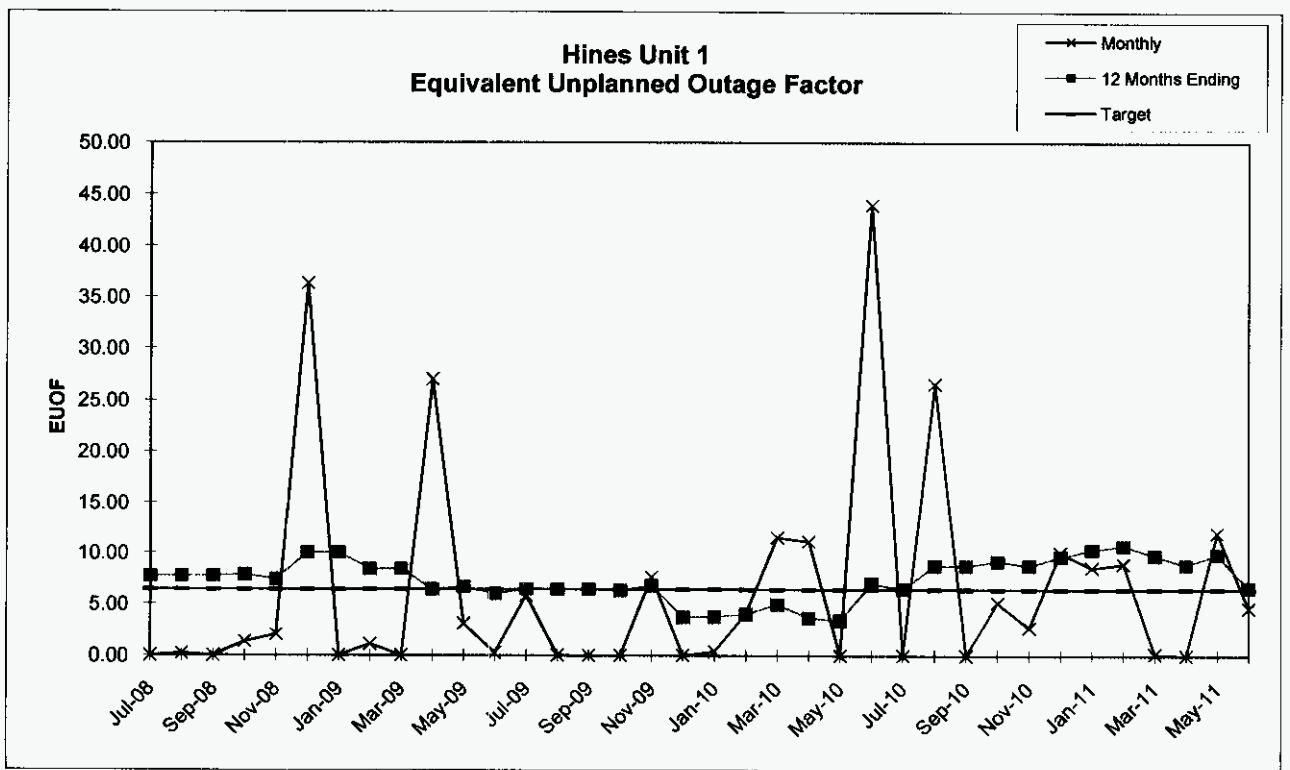
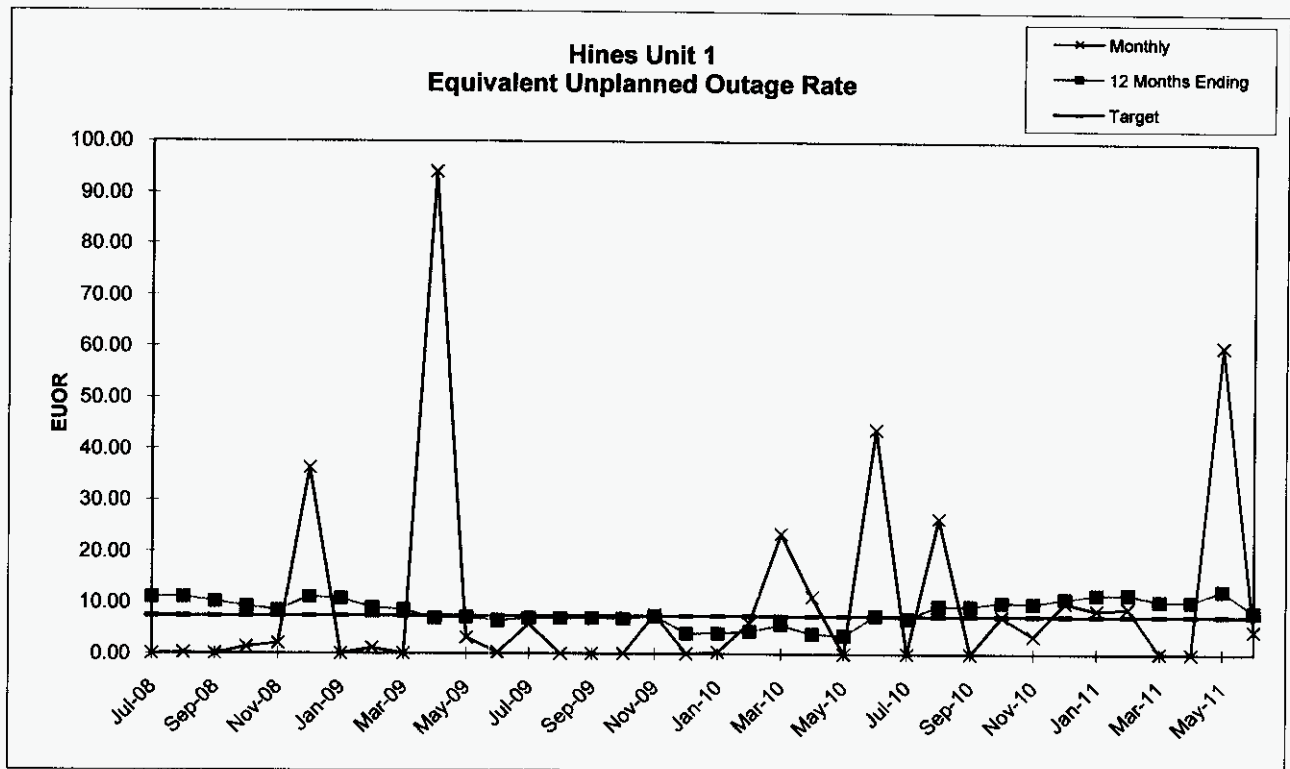
	Jul-08	Aug-08	Sep-08	Oct-08	Nov-08	Dec-08	Jan-09	Feb-09	Mar-09	Apr-09	May-09	Jun-09	Jul-09	Aug-09	Sep-09	Oct-09	Nov-09	Dec-09
PER HOURS	744.00	744.00	720.00	744.00	721.00	744.00	744.00	672.00	743.00	720.00	744.00	720.00	744.00	744.00	720.00	744.00	721.00	744.00
SER HOURS	744.00	742.80	720.00	744.00	721.00	474.00	744.00	672.00	646.98	12.30	714.57	720.00	700.88	744.00	704.38	744.00	681.24	744.00
RSH	0.00	0.00	0.00	0.00	0.00	0.00	0.00	0.00	0.00	18.17	6.58	0.00	0.00	0.00	15.62	0.00	0.00	0.00
UH	0.00	1.20	0.00	0.00	0.00	270.00	0.00	0.00	96.02	689.53	22.85	0.00	43.12	0.00	0.00	0.00	39.76	0.00
POH	0.00	0.00	0.00	0.00	0.00	0.00	0.00	0.00	96.02	495.00	0.00	0.00	0.00	0.00	0.00	0.00	0.00	0.00
FOH	0.00	1.20	0.00	0.00	0.00	0.00	0.00	0.00	0.00	0.00	7.68	0.00	43.12	0.00	0.00	0.00	39.76	0.00
MOH	0.00	0.00	0.00	0.00	0.00	270.00	0.00	0.00	0.00	194.53	15.17	0.00	0.00	0.00	0.00	0.00	0.00	0.00
PFOH	0.00	0.72	0.00	5.43	0.00	0.00	0.00	17.02	0.00	0.00	0.00	2.62	0.00	0.00	0.00	0.00	34.53	0.00
LRPF	0.00	166.22	0.00	217.13	0.00	0.00	0.00	199.96	0.00	0.00	0.00	303.61	0.00	0.00	0.00	0.00	203.02	0.00
EFOH	0.00	0.26	0.00	2.55	0.00	0.00	0.00	7.30	0.00	0.00	0.00	1.71	0.00	0.00	0.00	0.00	15.04	0.00
PMOH	0.00	0.00	0.00	84.00	169.15	0.00	0.00	0.00	0.00	0.00	0.00	0.00	0.00	0.00	0.00	0.00	0.00	0.00
LRPM	0.00	0.00	0.00	40.00	40.00	0.00	0.00	0.00	0.00	0.00	0.00	0.00	0.00	0.00	0.00	0.00	0.00	0.00
EMOH	0.00	0.00	0.00	7.26	14.61	0.00	0.00	0.00	0.00	0.00	0.00	0.00	0.00	0.00	0.00	0.00	0.00	0.00
NPC	463.00	463.00	463.00	463.00	463.00	463.00	466.00	466.00	466.00	466.00	466.00	466.00	466.00	466.00	466.00	466.00	466.00	466.00
MONTHLY	Jul-08	Aug-08	Sep-08	Oct-08	Nov-08	Dec-08	Jan-09	Feb-09	Mar-09	Apr-09	May-09	Jun-09	Jul-09	Aug-09	Sep-09	Oct-09	Nov-09	Dec-09
FOR	0.00	0.16	0.00	0.00	0.00	0.00	0.00	0.00	0.00	0.00	1.06	0.00	5.80	0.00	0.00	0.00	5.51	0.00
MOR	0.00	0.00	0.00	0.00	0.00	36.29	0.00	0.00	0.00	94.05	2.08	0.00	0.00	0.00	0.00	0.00	0.00	0.00
PFOR	0.00	0.03	0.00	0.34	0.00	0.00	0.00	1.09	0.00	0.00	0.00	0.24	0.00	0.00	0.00	0.00	2.21	0.00
PMOR	0.00	0.00	0.00	0.98	2.03	0.00	0.00	0.00	0.00	0.00	0.00	0.00	0.00	0.00	0.00	0.00	0.00	0.00
EUOR	0.00	0.20	0.00	1.32	2.03	36.29	0.00	1.09	0.00	94.05	3.10	0.24	5.80	0.00	0.00	0.00	7.60	0.00
EUOF	0.00	0.20	0.00	1.32	2.03	36.29	0.00	1.09	0.00	27.02	3.07	0.24	5.80	0.00	0.00	0.00	7.60	0.00
POF	0.00	0.00	0.00	0.00	0.00	0.00	0.00	0.00	12.92	68.75	0.00	0.00	0.00	0.00	0.00	0.00	0.00	0.00
EAF	100.00	99.80	100.00	98.68	97.97	63.71	100.00	98.91	87.08	4.23	96.93	99.76	94.20	100.00	100.00	100.00	92.40	100.00
12 MONTHS	Jul-08	Aug-08	Sep-08	Oct-08	Nov-08	Dec-08	Jan-09	Feb-09	Mar-09	Apr-09	May-09	Jun-09	Jul-09	Aug-09	Sep-09	Oct-09	Nov-09	Dec-09
FOR	1.63	1.65	1.51	1.35	1.30	1.30	1.25	1.25	1.19	0.80	0.91	0.12	0.68	0.66	0.66	0.66	1.18	1.14
MOR	5.15	5.15	4.72	4.24	4.10	7.40	7.13	7.14	6.83	5.74	5.94	5.90	5.93	5.93	5.94	5.94	5.97	2.61
PFOR	1.73	1.73	1.58	1.45	0.67	0.12	0.12	0.21	0.20	0.21	0.13	0.15	0.16	0.15	0.15	0.12	0.32	0.31
PMOR	3.03	3.03	2.76	2.57	2.68	2.68	2.58	0.57	0.54	0.29	0.29	0.29	0.29	0.29	0.29	0.19	0.00	0.00
EUOR	11.06	11.08	10.17	9.28	8.46	11.08	10.69	8.95	8.55	6.92	7.13	6.41	6.94	6.92	6.94	6.82	7.31	3.99
EUOF	7.72	7.73	7.73	7.84	7.40	10.03	10.03	8.40	8.40	6.44	6.63	5.96	6.45	6.44	6.44	6.33	6.78	3.70
POF	23.23	23.23	16.96	8.49	5.53	5.53	5.53	5.40	1.10	6.75	6.75	6.75	6.75	6.75	6.75	6.75	6.75	6.75
EAF	69.06	69.04	75.31	83.67	87.07	84.45	84.45	86.20	90.50	86.81	86.62	87.29	86.80	86.82	86.82	86.93	86.47	89.55

Hines
Unit 1

	Jan-10	Feb-10	Mar-10	Apr-10	May-10	Jun-10	Jul-10	Aug-10	Sep-10	Oct-10	Nov-10	Dec-10	Jan-11	Feb-11	Mar-11	Apr-11	May-11	Jun-11
PER HOURS	744.00	672.00	743.00	720.00	744.00	720.00	744.00	744.00	720.00	744.00	721.00	744.00	744.00	672.00	743.00	720.00	744.00	720.00
SER HOURS	744.00	455.05	278.97	639.83	744.00	403.58	744.00	546.37	720.00	526.58	540.75	739.70	685.40	621.02	600.92	0.00	62.33	712.83
RSH	0.00	0.00	0.00	0.00	0.00	0.00	0.00	0.00	0.00	0.00	0.00	0.00	0.00	0.00	0.00	0.00	0.00	0.00
UH	0.00	216.95	464.03	80.17	0.00	316.42	0.00	197.63	0.00	217.42	180.25	4.30	58.60	50.98	142.08	720.00	681.67	7.17
POH	0.00	216.95	379.43	0.00	0.00	0.00	0.00	0.00	0.00	217.42	162.13	0.00	0.00	0.00	142.08	720.00	596.37	0.00
FOH	0.00	0.00	0.00	24.97	0.00	316.42	0.00	197.63	0.00	0.00	18.12	4.30	0.00	15.43	0.00	0.00	85.30	7.17
MOH	0.00	0.00	84.60	55.20	0.00	0.00	0.00	0.00	0.00	0.00	0.00	0.00	58.60	35.55	0.00	0.00	0.00	0.00
PFOH	6.62	63.17	0.00	0.00	0.00	0.00	0.00	0.00	0.00	79.29	3.57	0.00	8.18	20.30	2.83	0.00	5.22	61.24
LRPF	194.90	199.99	0.00	0.00	0.00	0.00	0.00	0.00	0.00	221.98	181.83	0.00	282.11	202.00	202.24	0.00	190.39	193.35
EFOH	2.79	27.34	0.00	0.00	0.00	0.00	0.00	0.00	0.00	38.10	1.41	0.00	5.00	8.88	1.24	0.00	2.15	25.63
PMOH	0.00	0.00	2.13	0.00	0.00	0.00	0.00	0.00	0.00	0.00	0.00	153.20	0.00	0.00	0.00	0.00	5.00	0.00
LRPM	0.00	0.00	215.34	0.00	0.00	0.00	0.00	0.00	0.00	0.00	0.00	212.00	0.00	0.00	0.00	0.00	132.00	0.00
EMOH	0.00	0.00	0.99	0.00	0.00	0.00	0.00	0.00	0.00	0.00	0.00	70.30	0.00	0.00	0.00	0.00	1.43	0.00
NPC	462.00	462.00	462.00	462.00	462.00	462.00	462.00	462.00	462.00	462.00	462.00	462.00	462.00	462.00	462.00	462.00	462.00	462.00
MONTHLY	Jan-10	Feb-10	Mar-10	Apr-10	May-10	Jun-10	Jul-10	Aug-10	Sep-10	Oct-10	Nov-10	Dec-10	Jan-11	Feb-11	Mar-11	Apr-11	May-11	Jun-11
FOR	0.00	0.00	0.00	3.76	0.00	43.95	0.00	26.56	0.00	0.00	3.24	0.58	0.00	2.42	0.00	0.00	57.78	1.00
MOR	0.00	0.00	23.27	7.94	0.00	0.00	0.00	0.00	0.00	0.00	0.00	0.00	7.88	5.41	0.00	0.00	0.00	0.00
PFOR	0.38	6.01	0.00	0.00	0.00	0.00	0.00	0.00	0.00	7.23	0.26	0.00	0.73	1.43	0.21	0.00	3.45	3.60
PMOR	0.00	0.00	0.36	0.00	0.00	0.00	0.00	0.00	0.00	0.00	0.00	9.50	0.00	0.00	0.00	0.00	2.29	0.00
EUOR	0.38	6.01	23.54	11.13	0.00	43.95	0.00	26.56	0.00	7.23	3.49	10.03	8.55	8.91	0.21	0.00	60.20	4.56
EUOF	0.38	4.07	11.52	11.13	0.00	43.95	0.00	26.56	0.00	5.12	2.71	10.03	8.55	8.91	0.17	0.00	11.95	4.56
POF	0.00	32.28	51.07	0.00	0.00	0.00	0.00	0.00	0.00	29.22	22.49	0.00	0.00	0.00	19.12	100.00	80.16	0.00
EAF	99.62	63.65	37.41	88.87	100.00	56.05	100.00	73.44	100.00	65.66	74.81	89.97	91.45	91.09	80.71	0.00	7.90	95.44
12 MONTHS	Jan-10	Feb-10	Mar-10	Apr-10	May-10	Jun-10	Jul-10	Aug-10	Sep-10	Oct-10	Nov-10	Dec-10	Jan-11	Feb-11	Mar-11	Apr-11	May-11	Jun-11
FOR	1.14	1.18	1.23	1.45	1.35	5.30	4.76	7.23	7.21	7.41	7.29	7.34	7.40	7.43	7.13	7.43	9.33	4.80
MOR	2.61	2.68	3.90	1.93	1.74	1.81	1.80	1.85	1.84	1.90	1.93	1.94	2.75	3.15	1.95	1.35	1.50	1.43
PFOR	0.34	0.62	0.65	0.60	0.59	0.60	0.59	0.61	0.61	1.15	0.98	0.98	1.02	0.74	0.73	0.79	0.92	1.27
PMOR	0.00	0.00	0.01	0.01	0.01	0.01	0.01	0.01	0.01	0.01	0.01	1.01	1.01	0.99	0.94	1.02	1.16	1.10
EUOR	4.02	4.39	5.67	3.91	3.63	7.49	6.96	9.39	9.37	10.10	9.86	10.82	11.60	11.69	10.33	10.25	12.42	8.32
EUOF	3.73	3.96	4.94	3.63	3.37	6.97	6.47	8.73	8.73	9.16	8.76	9.61	10.31	10.68	9.72	8.80	9.82	6.58
POF	6.75	9.22	12.46	6.81	6.81	6.81	6.81	6.81	6.81	9.29	11.14	11.14	11.14	8.66	5.95	14.17	20.98	20.98
EAF	89.52	86.81	82.60	89.56	89.82	86.23	86.72	84.46	84.46	81.55	80.10	79.25	78.55	80.66	84.33	77.03	69.20	72.44





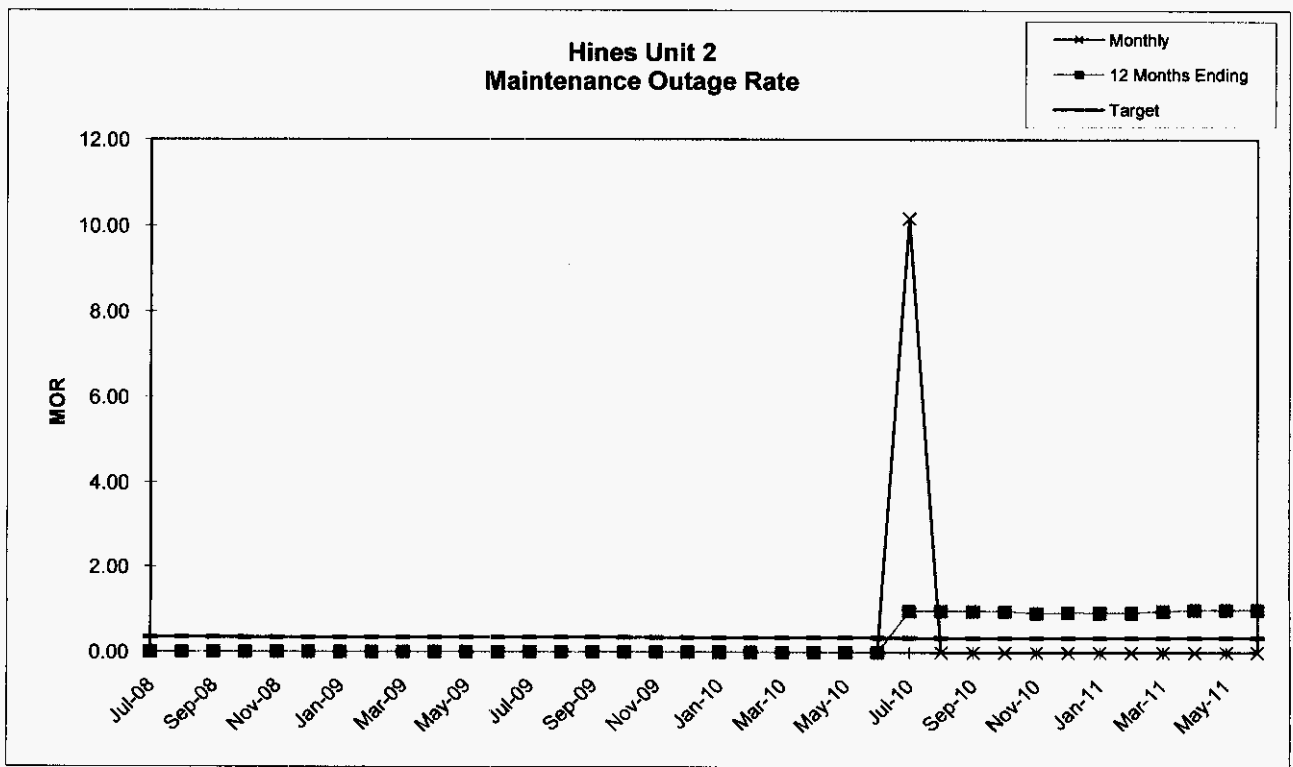
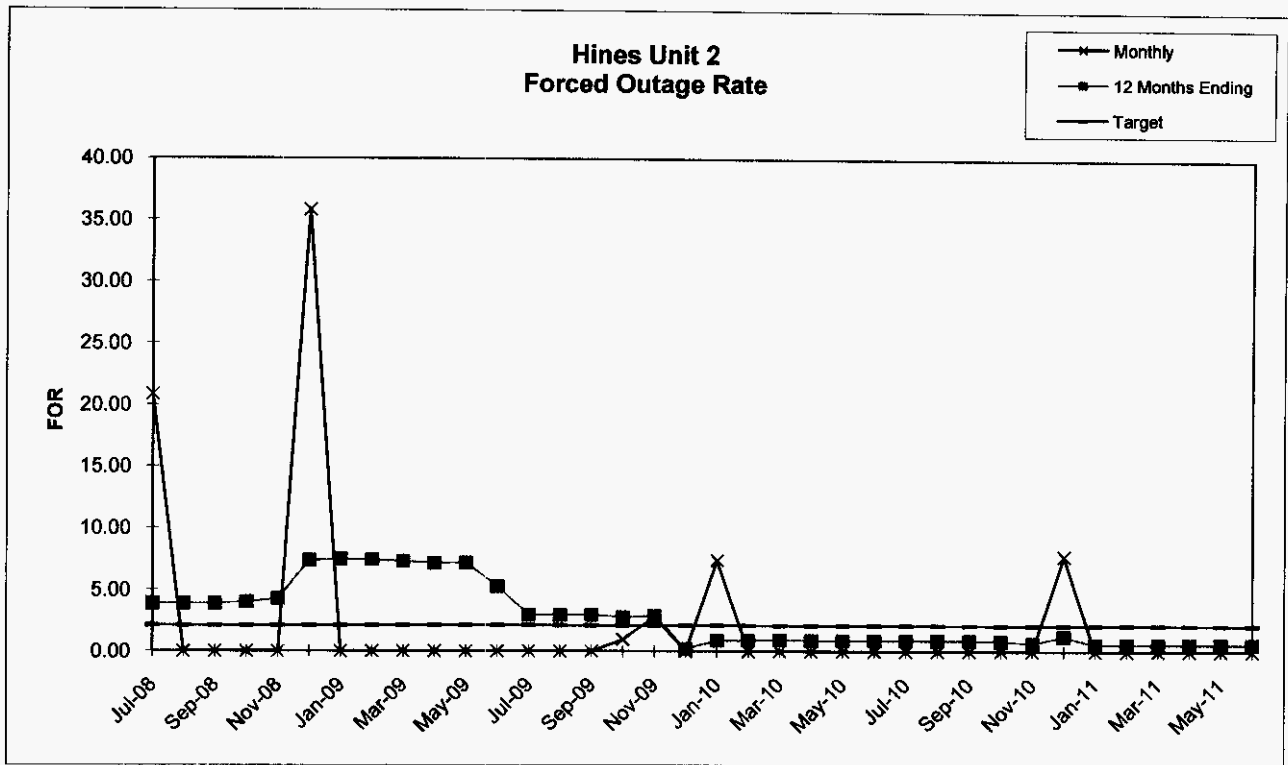


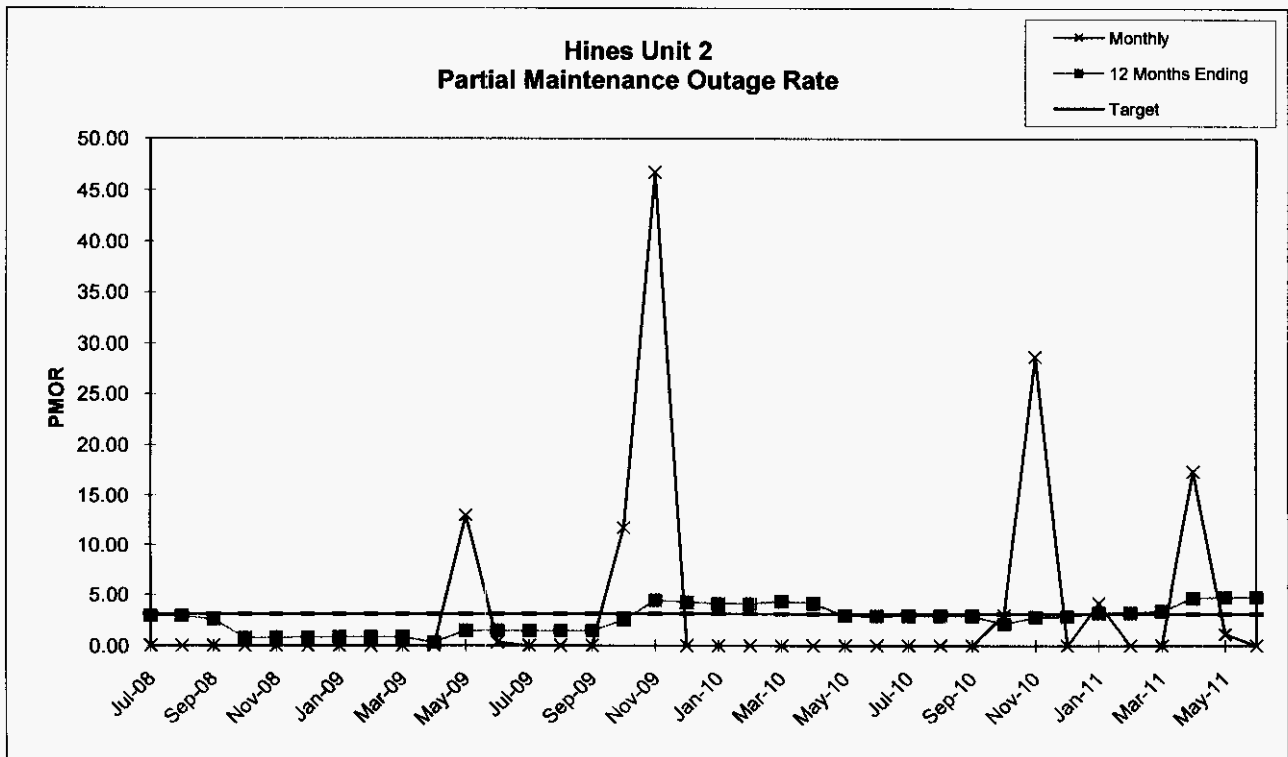
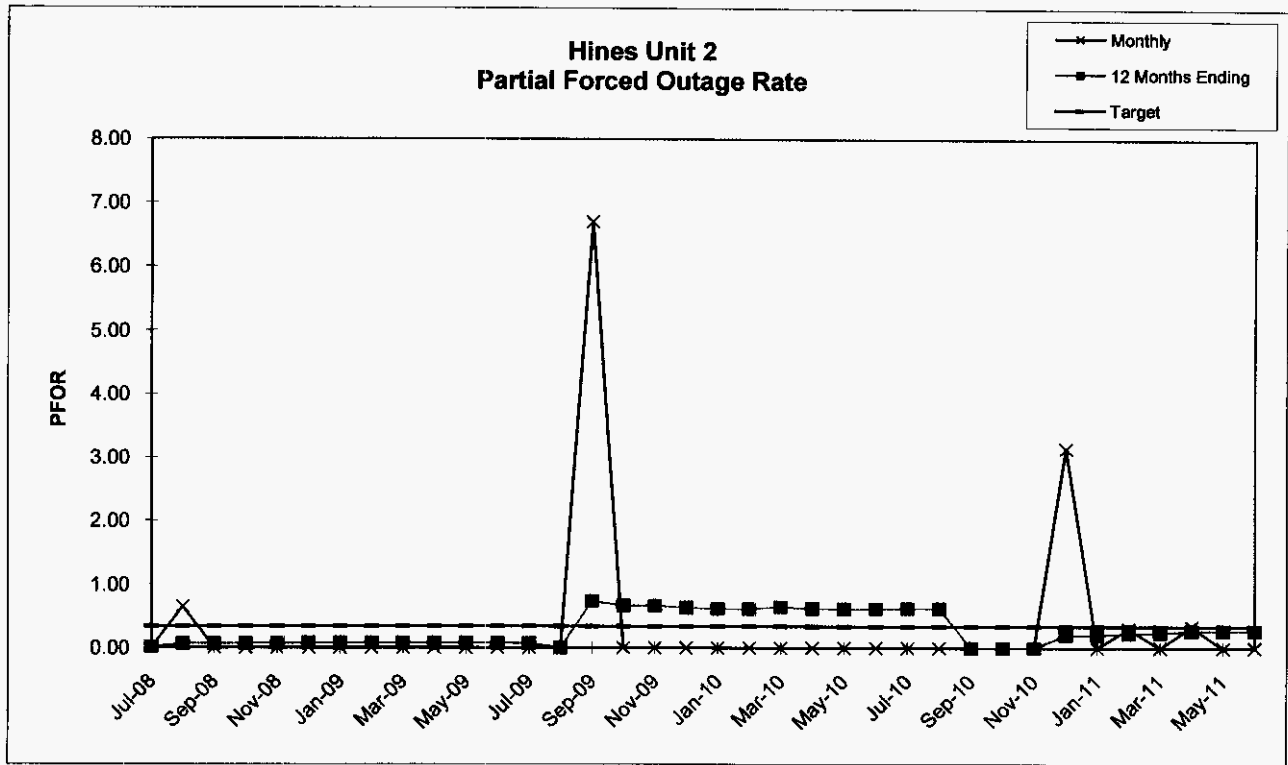
Hines
Unit 2

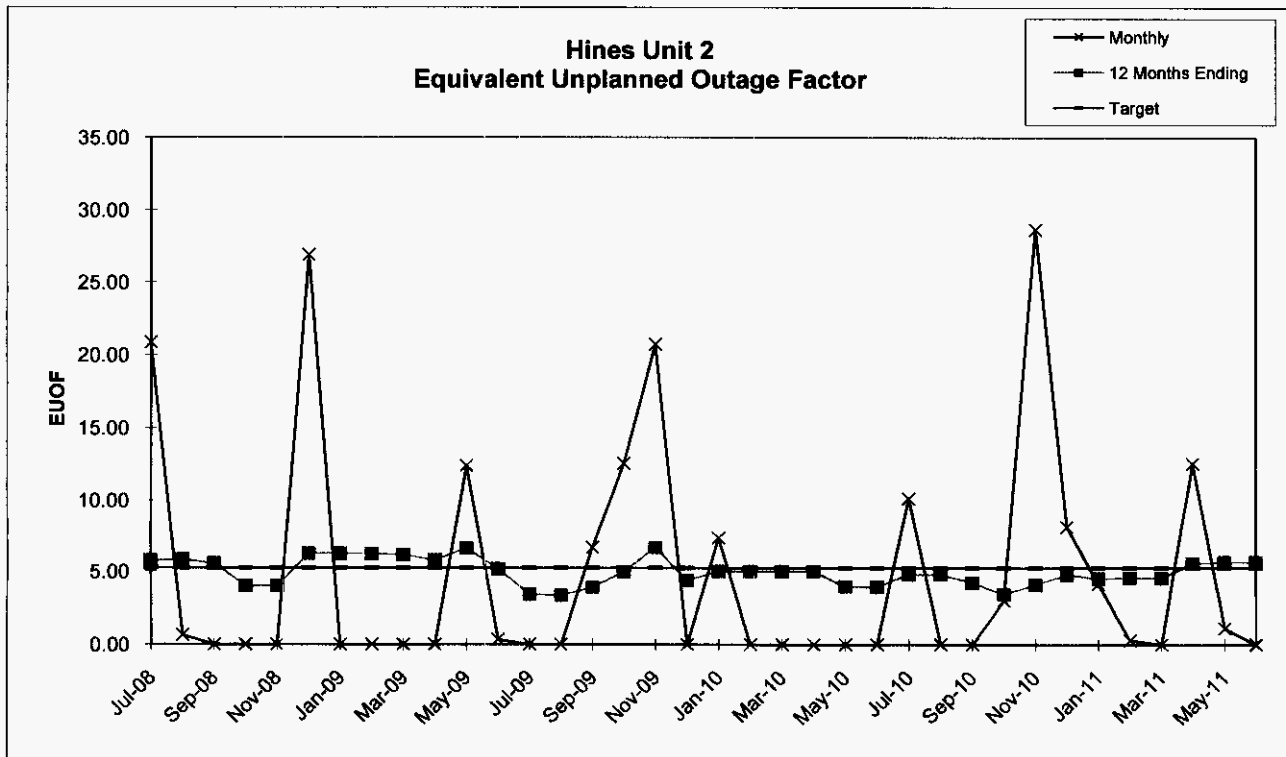
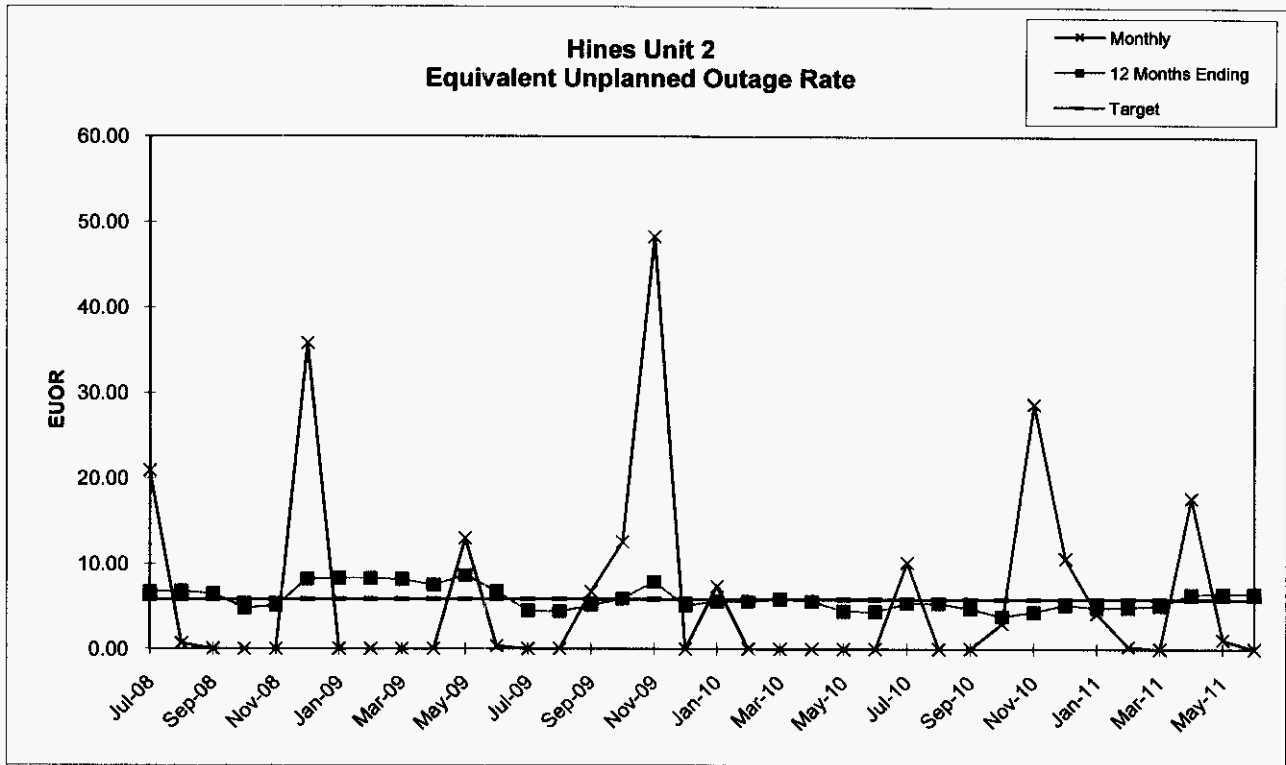
	Jul-08	Aug-08	Sep-08	Oct-08	Nov-08	Dec-08	Jan-09	Feb-09	Mar-09	Apr-09	May-09	Jun-09	Jul-09	Aug-09	Sep-09	Oct-09	Nov-09	Dec-09
PER HOURS	744.00	744.00	720.00	744.00	721.00	744.00	744.00	672.00	743.00	720.00	744.00	720.00	744.00	744.00	720.00	744.00	721.00	744.00
SER HOURS	588.87	744.00	720.00	73.65	273.20	358.93	446.55	672.00	685.30	408.17	710.08	713.80	744.00	744.00	720.00	736.88	300.92	712.82
RSH	0.00	0.00	0.00	0.00	0.00	185.00	297.45	0.00	57.70	0.00	0.80	6.20	0.00	0.00	0.00	0.00	0.00	0.00
UH	155.13	0.00	0.00	670.35	447.80	200.07	0.00	0.00	0.00	311.83	33.12	0.00	0.00	0.00	0.00	7.12	420.08	31.18
POH	0.00	0.00	0.00	670.35	447.80	0.00	0.00	0.00	0.00	311.83	33.12	0.00	0.00	0.00	0.00	0.00	411.28	31.18
FOH	155.13	0.00	0.00	0.00	0.00	200.07	0.00	0.00	0.00	0.00	0.00	0.00	0.00	0.00	0.00	7.12	8.80	0.00
MOH	0.00	0.00	0.00	0.00	0.00	0.00	0.00	0.00	0.00	0.00	0.00	0.00	0.00	0.00	0.00	0.00	0.00	0.00
PFOH	0.00	10.12	0.00	0.00	0.00	0.00	0.00	0.00	0.00	0.00	0.00	0.00	0.00	0.00	101.00	0.00	0.00	0.00
LRPF	0.00	233.92	0.00	0.00	0.00	0.00	0.00	0.00	0.00	0.00	0.00	0.00	0.00	0.00	234.00	0.00	0.00	0.00
EFOH	0.00	4.83	0.00	0.00	0.00	0.00	0.00	0.00	0.00	0.00	0.00	0.00	0.00	0.00	48.23	0.00	0.00	0.00
PMOH	0.00	0.00	0.00	0.00	0.00	0.00	0.00	0.00	0.00	0.00	193.13	5.00	0.00	0.00	0.00	184.60	300.92	0.00
LRPM	0.00	0.00	0.00	0.00	0.00	0.00	0.00	0.00	0.00	0.00	234.00	234.00	0.00	0.00	0.00	229.00	229.00	0.00
EMOH	0.00	0.00	0.00	0.00	0.00	0.00	0.00	0.00	0.00	0.00	92.23	2.39	0.00	0.00	0.00	86.27	140.63	0.00
NPC	490.00	490.00	490.00	490.00	490.00	490.00	490.00	490.00	490.00	490.00	490.00	490.00	490.00	490.00	490.00	490.00	490.00	490.00
MONTHLY	Jul-08	Aug-08	Sep-08	Oct-08	Nov-08	Dec-08	Jan-09	Feb-09	Mar-09	Apr-09	May-09	Jun-09	Jul-09	Aug-09	Sep-09	Oct-09	Nov-09	Dec-09
FOR	20.85	0.00	0.00	0.00	0.00	35.79	0.00	0.00	0.00	0.00	0.00	0.00	0.00	0.00	0.00	0.96	2.84	0.00
MOR	0.00	0.00	0.00	0.00	0.00	0.00	0.00	0.00	0.00	0.00	0.00	0.00	0.00	0.00	0.00	0.00	0.00	0.00
PFOR	0.00	0.65	0.00	0.00	0.00	0.00	0.00	0.00	0.00	0.00	0.00	0.00	0.00	0.00	6.70	0.00	0.00	0.00
PMOR	0.00	0.00	0.00	0.00	0.00	0.00	0.00	0.00	0.00	0.00	12.99	0.33	0.00	0.00	0.00	11.71	46.73	0.00
EUOR	20.85	0.65	0.00	0.00	0.00	35.79	0.00	0.00	0.00	0.00	12.99	0.33	0.00	0.00	6.70	12.55	48.25	0.00
EUOF	20.85	0.65	0.00	0.00	0.00	26.89	0.00	0.00	0.00	0.00	12.40	0.33	0.00	0.00	6.70	12.55	20.73	0.00
POF	0.00	0.00	0.00	90.10	62.11	0.00	0.00	0.00	0.00	43.31	4.45	0.00	0.00	0.00	0.00	0.00	57.04	4.19
EAF	79.15	99.35	100.00	9.90	37.89	73.11	100.00	100.00	100.00	56.69	83.15	99.67	100.00	100.00	93.30	87.45	22.23	95.81
12 MONTHS	Jul-08	Aug-08	Sep-08	Oct-08	Nov-08	Dec-08	Jan-09	Feb-09	Mar-09	Apr-09	May-09	Jun-09	Jul-09	Aug-09	Sep-09	Oct-09	Nov-09	Dec-09
FOR	3.90	3.90	3.90	4.01	4.26	7.35	7.46	7.41	7.28	7.14	7.17	5.26	2.96	2.96	2.96	2.79	2.90	0.21
MOR	0.00	0.00	0.00	0.00	0.00	0.00	0.00	0.00	0.00	0.00	0.00	0.00	0.00	0.00	0.00	0.00	0.00	0.00
PFOR	0.01	0.07	0.07	0.07	0.07	0.08	0.08	0.08	0.08	0.08	0.08	0.08	0.07	0.00	0.74	0.67	0.67	0.64
PMOR	2.92	2.92	2.60	0.73	0.78	0.82	0.84	0.84	0.83	0.30	1.47	1.48	1.44	1.44	1.44	2.51	4.44	4.23
EUOR	6.71	6.76	6.46	4.77	5.08	8.18	8.31	8.26	8.12	7.49	8.61	6.74	4.44	4.37	5.08	5.88	7.86	5.07
EUOF	5.79	5.83	5.57	4.00	4.00	6.28	6.28	6.24	6.17	5.80	6.64	5.19	3.42	3.36	3.91	4.98	6.69	4.40
POF	11.47	11.47	11.47	13.92	18.90	18.90	18.90	18.95	17.85	16.32	16.70	16.70	16.70	16.70	16.70	9.05	8.63	8.99
EAF	82.75	82.70	82.96	82.08	77.10	74.82	74.82	74.80	75.98	77.87	76.66	78.11	79.88	79.93	79.38	85.97	84.68	86.61

Hines
Unit 2

	Jan-10	Feb-10	Mar-10	Apr-10	May-10	Jun-10	Jul-10	Aug-10	Sep-10	Oct-10	Nov-10	Dec-10	Jan-11	Feb-11	Mar-11	Apr-11	May-11	Jun-11
PER HOURS	744.00	672.00	743.00	720.00	744.00	720.00	744.00	744.00	720.00	744.00	721.00	744.00	744.00	672.00	743.00	720.00	744.00	720.00
SER HOURS	689.23	672.00	308.35	720.00	744.00	720.00	668.40	744.00	720.00	744.00	721.00	526.67	744.00	671.43	0.00	509.53	744.00	720.00
RSH	0.00	0.00	8.82	0.00	0.00	0.00	0.00	0.00	0.00	0.00	0.00	0.00	0.00	0.00	0.00	0.00	0.00	0.00
UH	54.77	0.00	425.83	0.00	0.00	0.00	75.60	0.00	0.00	0.00	0.00	217.33	0.00	0.57	743.00	210.47	0.00	0.00
POH	0.00	0.00	425.83	0.00	0.00	0.00	0.00	0.00	0.00	0.00	0.00	173.33	0.00	0.57	743.00	210.47	0.00	0.00
FOH	54.77	0.00	0.00	0.00	0.00	0.00	0.00	0.00	0.00	0.00	0.00	44.00	0.00	0.00	0.00	0.00	0.00	0.00
MOH	0.00	0.00	0.00	0.00	0.00	0.00	75.60	0.00	0.00	0.00	0.00	0.00	0.00	0.00	0.00	0.00	0.00	0.00
PFOH	0.00	0.00	0.00	0.00	0.00	0.00	0.00	0.00	0.00	0.00	0.00	32.22	0.00	4.37	0.00	3.10	0.00	0.00
LRPF	0.00	0.00	0.00	0.00	0.00	0.00	0.00	0.00	0.00	0.00	0.00	251.56	0.00	229.82	0.00	271.22	0.00	0.00
EFOH	0.00	0.00	0.00	0.00	0.00	0.00	0.00	0.00	0.00	0.00	0.00	16.54	0.00	2.05	0.00	1.72	0.00	0.00
PMOH	0.00	0.00	0.00	0.00	0.00	0.00	0.00	0.00	0.00	45.77	422.00	0.00	66.10	0.00	0.00	176.44	16.67	0.00
LRPM	0.00	0.00	0.00	0.00	0.00	0.00	0.00	0.00	0.00	239.98	240.00	0.00	230.00	0.00	0.00	245.99	245.95	0.00
EMOH	0.00	0.00	0.00	0.00	0.00	0.00	0.00	0.00	0.00	22.42	206.69	0.00	31.03	0.00	0.00	88.58	8.37	0.00
NPC	490.00	490.00	490.00	490.00	490.00	490.00	490.00	490.00	490.00	490.00	490.00	490.00	490.00	490.00	490.00	490.00	490.00	490.00
MONTHLY	Jan-10	Feb-10	Mar-10	Apr-10	May-10	Jun-10	Jul-10	Aug-10	Sep-10	Oct-10	Nov-10	Dec-10	Jan-11	Feb-11	Mar-11	Apr-11	May-11	Jun-11
FOR	7.36	0.00	0.00	0.00	0.00	0.00	0.00	0.00	0.00	0.00	0.00	7.71	0.00	0.00	0.00	0.00	0.00	0.00
MOR	0.00	0.00	0.00	0.00	0.00	0.00	10.16	0.00	0.00	0.00	0.00	0.00	0.00	0.00	0.00	0.00	0.00	0.00
PFOR	0.00	0.00	0.00	0.00	0.00	0.00	0.00	0.00	0.00	0.00	0.00	3.14	0.00	0.31	0.00	0.34	0.00	0.00
PMOR	0.00	0.00	0.00	0.00	0.00	0.00	0.00	0.00	0.00	3.01	28.67	0.00	4.17	0.00	0.00	17.38	1.12	0.00
EUOR	7.36	0.00	0.00	0.00	0.00	0.00	10.16	0.00	0.00	3.01	28.67	10.61	4.17	0.31	0.00	17.72	1.12	0.00
EUOF	7.36	0.00	0.00	0.00	0.00	0.00	10.16	0.00	0.00	3.01	28.67	8.14	4.17	0.31	0.00	12.54	1.12	0.00
POF	0.00	0.00	57.31	0.00	0.00	0.00	0.00	0.00	0.00	0.00	0.00	23.30	0.00	0.08	100.00	29.23	0.00	0.00
EAF	92.64	100.00	42.69	100.00	100.00	100.00	89.84	100.00	100.00	96.99	71.33	68.57	95.83	99.61	0.00	58.23	98.88	100.00
12 MONTHS	Jan-10	Feb-10	Mar-10	Apr-10	May-10	Jun-10	Jul-10	Aug-10	Sep-10	Oct-10	Nov-10	Dec-10	Jan-11	Feb-11	Mar-11	Apr-11	May-11	Jun-11
FOR	0.89	0.89	0.94	0.90	0.90	0.90	0.91	0.91	0.91	0.81	0.67	1.22	0.54	0.54	0.57	0.58	0.58	0.58
MOR	0.00	0.00	0.00	0.00	0.00	0.00	0.97	0.97	0.97	0.97	0.92	0.94	0.93	0.93	0.97	1.00	1.00	1.00
PFOR	0.62	0.62	0.65	0.62	0.62	0.62	0.62	0.62	0.00	0.00	0.00	0.21	0.21	0.23	0.24	0.27	0.27	0.27
PMOR	4.10	4.10	4.31	4.14	2.94	2.90	2.93	2.93	2.93	2.11	2.81	2.87	3.24	3.24	3.37	4.64	4.75	4.75
EUOR	5.57	5.57	5.85	5.62	4.42	4.39	5.35	5.35	4.73	3.83	4.33	5.15	4.86	4.89	5.08	6.40	6.51	6.51
EUOF	5.03	5.03	5.03	5.03	3.98	3.95	4.81	4.81	4.26	3.45	4.10	4.79	4.52	4.55	4.55	5.58	5.67	5.67
POF	8.99	8.99	13.85	10.29	9.91	9.91	9.91	9.91	9.91	9.91	5.22	6.84	6.84	6.85	10.47	12.87	12.87	12.87
EAF	85.98	85.98	81.12	84.68	86.11	86.14	85.28	85.28	85.83	86.64	90.68	88.37	88.64	88.61	84.99	81.55	81.46	81.46





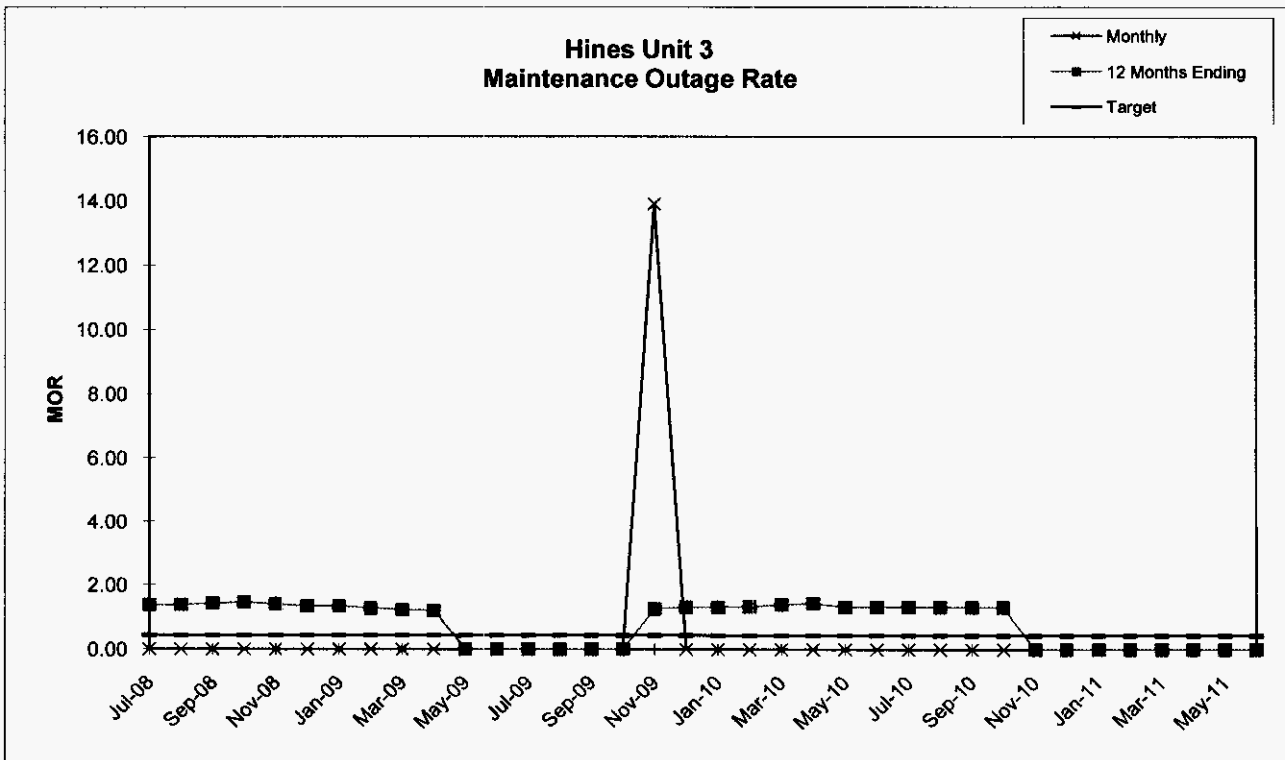
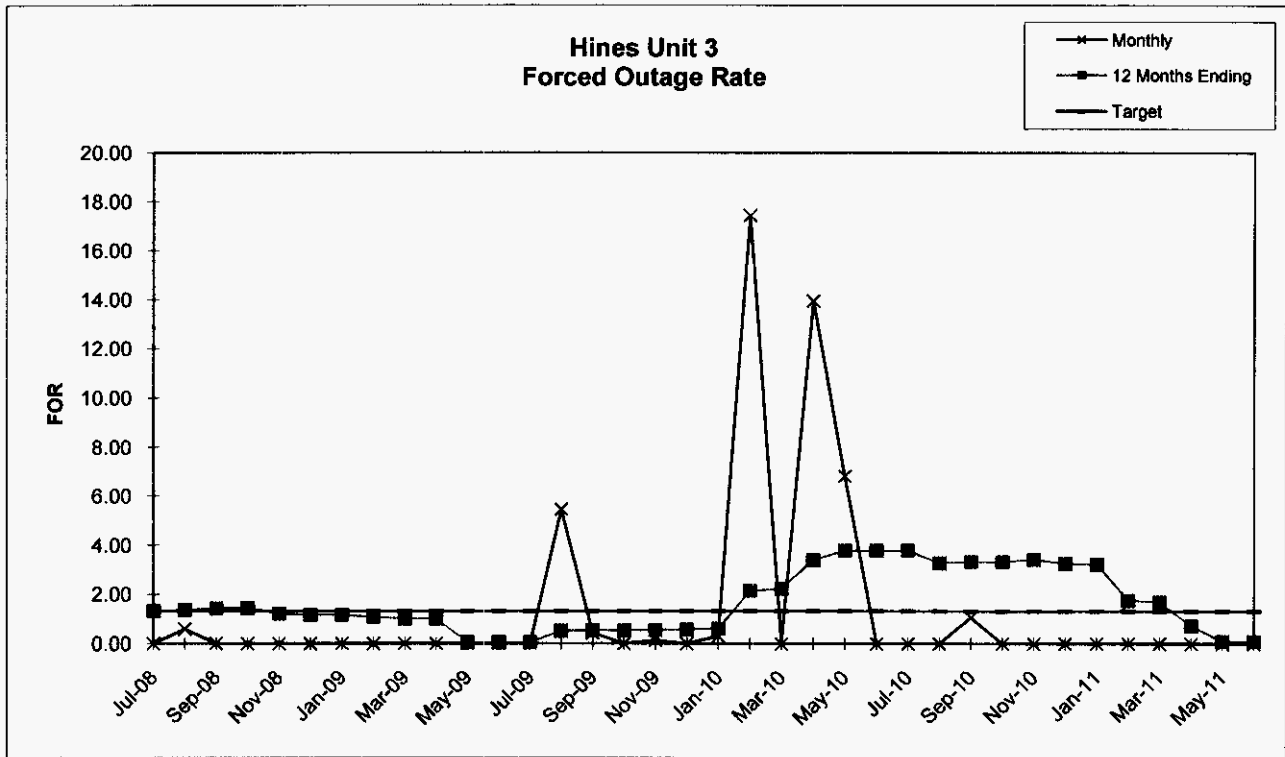


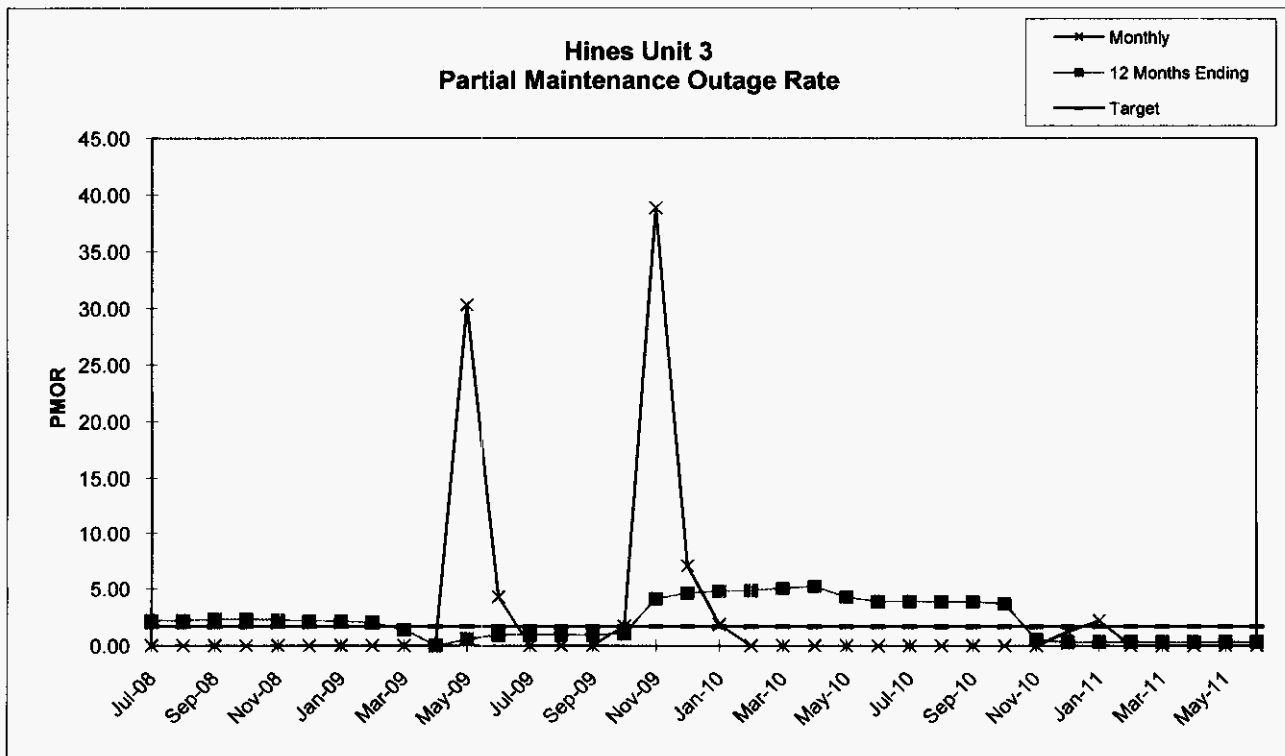
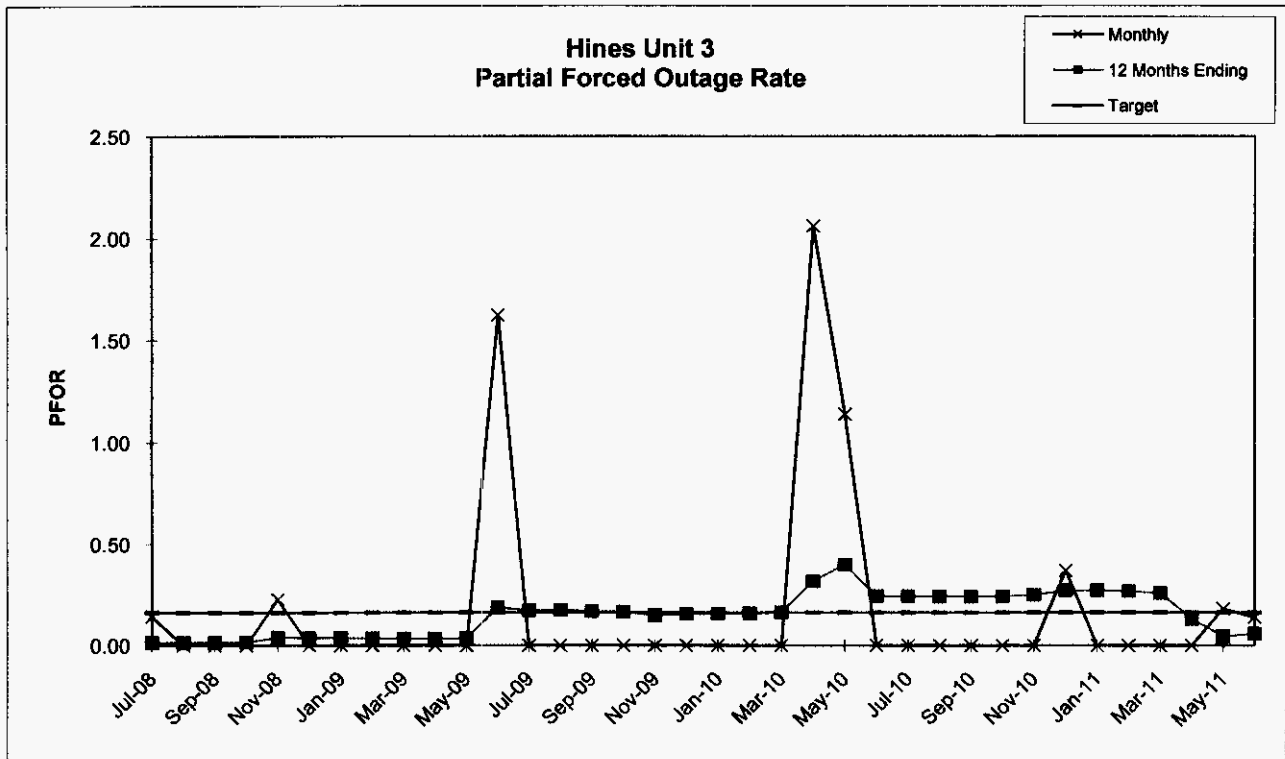
Hines
Unit 3

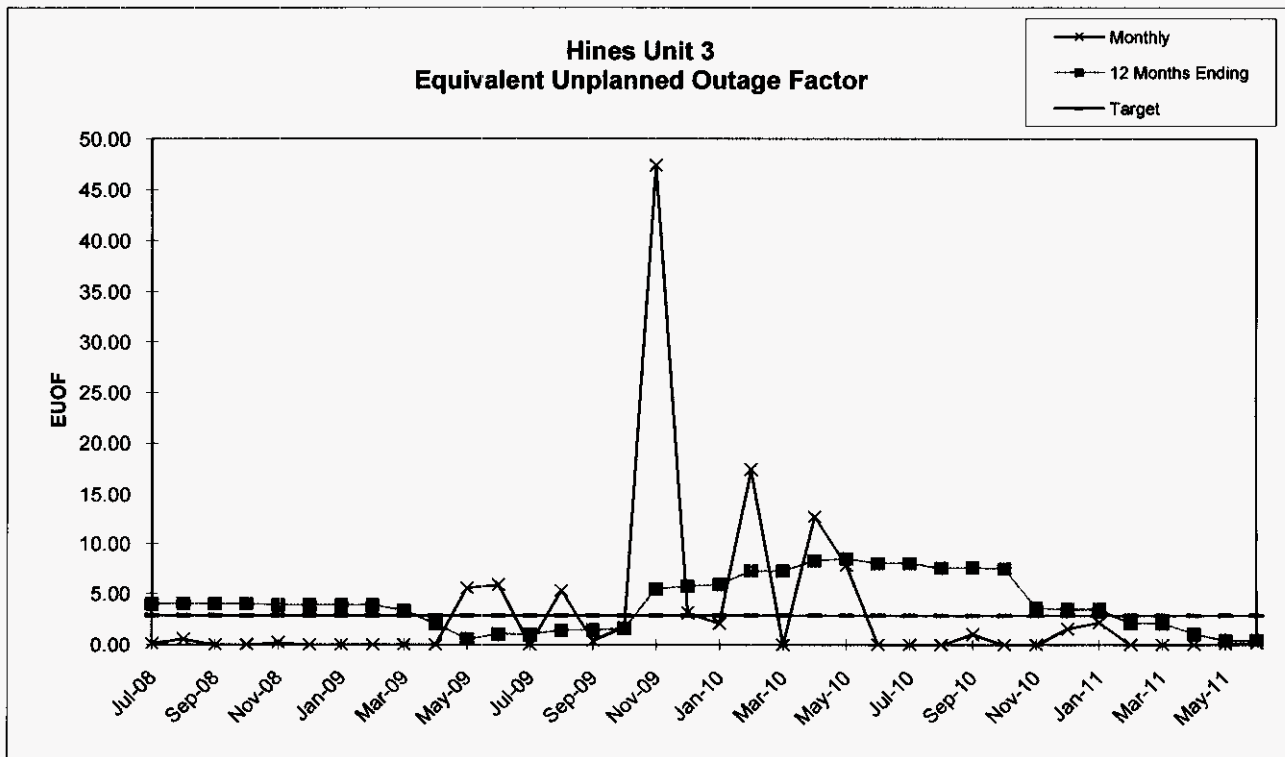
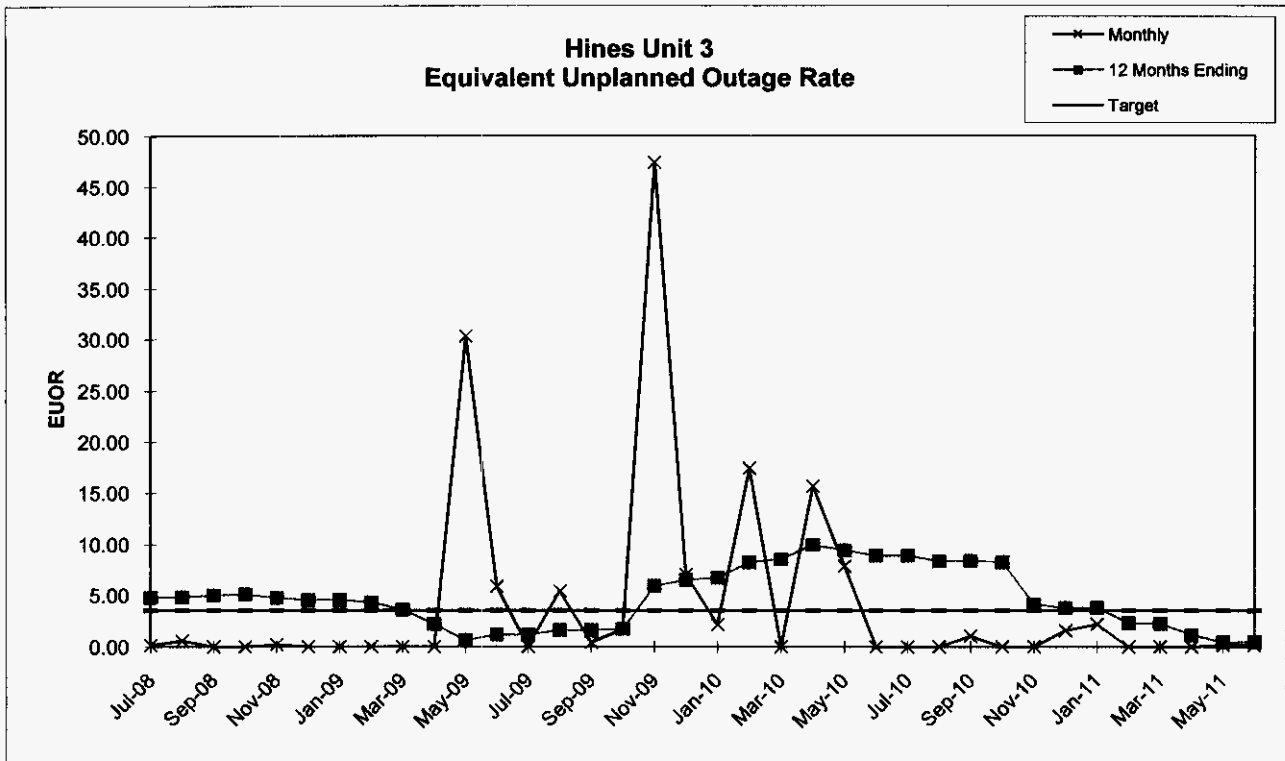
	Jul-08	Aug-08	Sep-08	Oct-08	Nov-08	Dec-08	Jan-09	Feb-09	Mar-09	Apr-09	May-09	Jun-09	Jul-09	Aug-09	Sep-09	Oct-09	Nov-09	Dec-09
PER HOURS	744.00	744.00	720.00	744.00	721.00	744.00	744.00	672.00	743.00	720.00	744.00	720.00	744.00	744.00	720.00	744.00	721.00	744.00
SER HOURS	744.00	739.75	456.67	616.92	721.00	694.72	744.00	672.00	743.00	720.00	136.45	720.00	744.00	685.40	716.93	744.00	620.10	331.12
RSH	0.00	0.00	0.00	0.00	0.00	49.28	0.00	0.00	0.00	0.00	81.12	0.00	0.00	19.18	0.00	0.00	0.00	238.13
UH	0.00	4.25	263.33	127.08	0.00	0.00	0.00	0.00	0.00	0.00	526.43	0.00	0.00	39.42	3.07	0.00	100.90	174.75
POH	0.00	0.00	263.33	127.08	0.00	0.00	0.00	0.00	0.00	0.00	526.43	0.00	0.00	0.00	0.00	0.00	0.00	174.75
FOH	0.00	4.25	0.00	0.00	0.00	0.00	0.00	0.00	0.00	0.00	0.00	0.00	0.00	39.42	3.07	0.00	0.85	0.00
MOH	0.00	0.00	0.00	0.00	0.00	0.00	0.00	0.00	0.00	0.00	0.00	0.00	0.00	0.00	0.00	0.00	100.05	0.00
PFOH	2.60	0.00	0.00	0.00	2.45	0.00	0.00	0.00	0.00	0.00	0.00	24.00	0.00	0.00	0.00	0.00	0.00	0.00
LRPF	203.00	0.00	0.00	0.00	331.00	0.00	0.00	0.00	0.00	0.00	0.00	243.00	0.00	0.00	0.00	0.00	0.00	0.00
EFOH	1.06	0.00	0.00	0.00	1.63	0.00	0.00	0.00	0.00	0.00	0.00	11.69	0.00	0.00	0.00	0.00	0.00	0.00
PMOH	0.00	0.00	0.00	0.00	0.00	0.00	0.00	0.00	0.00	0.00	85.00	63.00	0.00	0.00	0.00	26.67	507.10	49.25
LRPM	0.00	0.00	0.00	0.00	0.00	0.00	0.00	0.00	0.00	0.00	243.00	243.00	0.00	0.00	0.00	236.97	237.00	237.00
EMOH	0.00	0.00	0.00	0.00	0.00	0.00	0.00	0.00	0.00	0.00	41.39	30.68	0.00	0.00	0.00	12.67	240.65	23.39
NPC	499.00	499.00	499.00	499.00	499.00	499.00	499.00	499.00	499.00	499.00	499.00	499.00	499.00	499.00	499.00	499.00	499.00	499.00
MONTHLY	Jul-08	Aug-08	Sep-08	Oct-08	Nov-08	Dec-08	Jan-09	Feb-09	Mar-09	Apr-09	May-09	Jun-09	Jul-09	Aug-09	Sep-09	Oct-09	Nov-09	Dec-09
FOR	0.00	0.57	0.00	0.00	0.00	0.00	0.00	0.00	0.00	0.00	0.00	0.00	0.00	5.44	0.43	0.00	0.14	0.00
MOR	0.00	0.00	0.00	0.00	0.00	0.00	0.00	0.00	0.00	0.00	0.00	0.00	0.00	0.00	0.00	0.00	13.89	0.00
PFOR	0.14	0.00	0.00	0.00	0.23	0.00	0.00	0.00	0.00	0.00	0.00	1.62	0.00	0.00	0.00	0.00	0.00	0.00
PMOR	0.00	0.00	0.00	0.00	0.00	0.00	0.00	0.00	0.00	0.00	30.34	4.26	0.00	0.00	0.00	1.70	38.84	7.06
EUOR	0.14	0.57	0.00	0.00	0.23	0.00	0.00	0.00	0.00	0.00	30.34	5.88	0.00	5.44	0.43	1.70	47.40	7.06
EUOF	0.14	0.57	0.00	0.00	0.23	0.00	0.00	0.00	0.00	0.00	5.56	5.88	0.00	5.30	0.43	1.70	47.40	3.14
POF	0.00	0.00	36.57	17.08	0.00	0.00	0.00	0.00	0.00	0.00	70.76	0.00	0.00	0.00	0.00	0.00	0.00	23.49
EAF	99.86	99.43	63.43	82.92	99.77	100.00	100.00	100.00	100.00	100.00	23.68	94.12	100.00	94.70	99.57	98.30	52.60	73.37
12 MONTHS	Jul-08	Aug-08	Sep-08	Oct-08	Nov-08	Dec-08	Jan-09	Feb-09	Mar-09	Apr-09	May-09	Jun-09	Jul-09	Aug-09	Sep-09	Oct-09	Nov-09	Dec-09
FOR	1.30	1.36	1.41	1.44	1.21	1.15	1.15	1.07	1.01	0.99	0.06	0.06	0.06	0.51	0.53	0.53	0.54	0.57
MOR	1.36	1.36	1.41	1.44	1.39	1.33	1.33	1.26	1.21	1.19	0.00	0.00	0.00	0.00	0.00	0.00	1.24	1.30
PFOR	0.01	0.01	0.02	0.02	0.04	0.04	0.04	0.03	0.03	0.03	0.03	0.19	0.17	0.17	0.17	0.17	0.15	0.15
PMOR	2.19	2.19	2.28	2.32	2.24	2.14	2.14	2.03	1.39	0.00	0.54	0.93	0.93	0.94	0.91	1.05	4.10	4.61
EUOR	4.77	4.83	5.01	5.11	4.79	4.58	4.57	4.32	3.59	2.19	0.63	1.18	1.16	1.62	1.61	1.74	5.95	6.53
EUOF	3.96	4.01	4.01	4.01	3.88	3.88	3.88	3.87	3.34	2.08	0.55	1.04	1.02	1.42	1.46	1.60	5.49	5.75
POF	15.62	15.62	18.62	20.07	17.62	14.46	14.46	9.82	6.25	4.46	10.47	10.47	10.47	10.47	7.46	6.01	6.01	8.00
EAF	80.42	80.37	77.37	75.92	78.50	81.66	81.66	86.30	90.41	93.47	88.98	88.50	88.51	88.11	91.08	92.39	88.50	86.24

Hines
Unit 3

	Jan-10	Feb-10	Mar-10	Apr-10	May-10	Jun-10	Jul-10	Aug-10	Sep-10	Oct-10	Nov-10	Dec-10	Jan-11	Feb-11	Mar-11	Apr-11	May-11	Jun-11
PER HOURS	744.00	672.00	743.00	720.00	744.00	720.00	744.00	744.00	720.00	744.00	721.00	744.00	744.00	672.00	743.00	720.00	744.00	720.00
SER HOURS	741.80	554.83	454.70	503.30	693.32	720.00	744.00	744.00	712.43	744.00	376.50	744.00	744.00	672.00	743.00	480.43	434.68	720.00
RSH	0.00	0.00	0.00	0.00	0.00	0.00	0.00	0.00	0.00	0.00	0.00	0.00	0.00	0.00	0.00	0.00	0.00	0.00
UH	2.20	117.17	288.30	216.70	50.68	0.00	0.00	0.00	7.57	0.00	367.50	0.00	0.00	0.00	0.00	239.57	309.32	0.00
POH	0.00	0.00	288.30	135.17	0.00	0.00	0.00	0.00	0.00	0.00	367.50	0.00	0.00	0.00	0.00	239.57	309.32	0.00
FOH	2.20	117.17	0.00	81.53	50.68	0.00	0.00	0.00	7.57	0.00	0.00	0.00	0.00	0.00	0.00	0.00	0.00	0.00
MOH	0.00	0.00	0.00	0.00	0.00	0.00	0.00	0.00	0.00	0.00	0.00	0.00	0.00	0.00	0.00	0.00	0.00	0.00
PFOH	0.00	0.00	0.00	15.92	17.74	0.00	0.00	0.00	0.00	0.00	0.00	6.47	0.00	0.00	0.00	0.00	1.68	3.10
LRPF	0.00	0.00	0.00	317.93	217.20	0.00	0.00	0.00	0.00	0.00	0.00	207.89	0.00	0.00	0.00	0.00	228.45	158.00
EFOH	0.00	0.00	0.00	10.37	7.90	0.00	0.00	0.00	0.00	0.00	0.00	2.76	0.00	0.00	0.00	0.00	0.79	1.00
PMOH	30.80	0.00	0.00	0.00	0.00	0.00	0.00	0.00	0.00	0.00	0.00	21.12	35.68	0.00	0.00	0.00	0.00	0.00
LRPM	216.00	0.00	0.00	0.00	0.00	0.00	0.00	0.00	0.00	0.00	0.00	207.97	223.02	0.00	0.00	0.00	0.00	0.00
EMOH	13.63	0.00	0.00	0.00	0.00	0.00	0.00	0.00	0.00	0.00	0.00	9.00	16.31	0.00	0.00	0.00	0.00	0.00
NPC	488.00	488.00	488.00	488.00	488.00	488.00	488.00	488.00	488.00	488.00	488.00	488.00	488.00	488.00	488.00	488.00	488.00	488.00
MONTHLY	Jan-10	Feb-10	Mar-10	Apr-10	May-10	Jun-10	Jul-10	Aug-10	Sep-10	Oct-10	Nov-10	Dec-10	Jan-11	Feb-11	Mar-11	Apr-11	May-11	Jun-11
FOR	0.30	17.44	0.00	13.94	6.81	0.00	0.00	0.00	1.05	0.00	0.00	0.00	0.00	0.00	0.00	0.00	0.00	0.00
MOR	0.00	0.00	0.00	0.00	0.00	0.00	0.00	0.00	0.00	0.00	0.00	0.00	0.00	0.00	0.00	0.00	0.00	0.00
PFOR	0.00	0.00	0.00	2.06	1.14	0.00	0.00	0.00	0.00	0.00	0.00	0.37	0.00	0.00	0.00	0.00	0.18	0.14
PMOR	1.84	0.00	0.00	0.00	0.00	0.00	0.00	0.00	0.00	0.00	0.00	1.21	2.19	0.00	0.00	0.00	0.00	0.00
EUOR	2.13	17.44	0.00	15.71	7.87	0.00	0.00	0.00	1.05	0.00	0.00	1.58	2.19	0.00	0.00	0.00	0.18	0.14
EUOF	2.13	17.44	0.00	12.76	7.87	0.00	0.00	0.00	1.05	0.00	0.00	1.58	2.19	0.00	0.00	0.00	0.11	0.14
POF	0.00	0.00	38.80	18.77	0.00	0.00	0.00	0.00	0.00	0.00	50.97	0.00	0.00	0.00	0.00	33.27	41.58	0.00
EAF	97.87	82.56	61.20	68.46	92.13	100.00	100.00	100.00	98.95	100.00	49.03	98.42	97.81	100.00	100.00	66.73	58.32	99.86
12 MONTHS	Jan-10	Feb-10	Mar-10	Apr-10	May-10	Jun-10	Jul-10	Aug-10	Sep-10	Oct-10	Nov-10	Dec-10	Jan-11	Feb-11	Mar-11	Apr-11	May-11	Jun-11
FOR	0.60	2.14	2.22	3.39	3.78	3.78	3.78	3.27	3.32	3.32	3.42	3.24	3.22	1.75	1.69	0.71	0.10	0.10
MOR	1.30	1.32	1.38	1.42	1.31	1.31	1.31	1.30	1.31	1.31	0.00	0.00	0.00	0.00	0.00	0.00	0.00	0.00
PFOR	0.15	0.16	0.16	0.32	0.40	0.24	0.24	0.24	0.24	0.24	0.25	0.27	0.27	0.27	0.26	0.13	0.05	0.06
PMOR	4.79	4.86	5.06	5.22	4.28	3.87	3.87	3.84	3.84	3.67	0.51	0.29	0.33	0.32	0.31	0.31	0.32	0.32
EUOR	6.73	8.25	8.57	9.99	9.44	8.90	8.90	8.38	8.44	8.28	4.15	3.79	3.79	2.33	2.25	1.15	0.46	0.48
EUOF	5.93	7.27	7.27	8.32	8.52	8.03	8.03	7.58	7.64	7.49	3.59	3.46	3.46	2.12	2.12	1.08	0.42	0.43
POF	8.00	8.00	11.30	12.84	6.83	6.83	6.83	6.83	6.83	6.83	11.02	9.03	9.03	9.03	5.74	6.93	10.46	10.46
EAF	86.06	84.72	81.43	78.84	84.65	85.14	85.14	85.59	85.54	85.68	85.39	87.51	87.51	88.85	92.14	91.99	89.12	89.11







Hines
Unit 4

	Jul-08	Aug-08	Sep-08	Oct-08	Nov-08	Dec-08	Jan-09	Feb-09	Mar-09	Apr-09	May-09	Jun-09	Jul-09	Aug-09	Sep-09	Oct-09	Nov-09	Dec-09
PER HOURS	744.00	744.00	720.00	744.00	721.00	744.00	744.00	672.00	743.00	720.00	744.00	720.00	744.00	744.00	720.00	744.00	721.00	744.00
SER HOURS	744.00	724.96	717.32	720.17	134.70	744.00	641.07	434.18	64.20	40.85	564.72	713.45	711.77	744.00	714.35	367.73	713.20	740.77
RSH	0.00	0.00	0.00	0.00	0.00	0.00	102.93	237.82	0.00	46.15	0.00	6.55	32.23	0.00	0.00	0.00	0.00	0.00
UH	0.00	19.04	2.68	23.83	586.30	0.00	0.00	0.00	678.80	633.00	179.28	0.00	0.00	0.00	5.65	376.27	7.80	3.23
POH	0.00	0.00	0.00	0.00	586.30	0.00	0.00	0.00	625.05	633.00	0.00	0.00	0.00	0.00	0.00	376.27	0.00	0.00
FOH	0.00	19.04	2.68	23.83	0.00	0.00	0.00	0.00	0.00	0.00	179.28	0.00	0.00	0.00	5.65	0.00	7.80	3.23
MOH	0.00	0.00	0.00	0.00	0.00	0.00	0.00	0.00	53.75	0.00	0.00	0.00	0.00	0.00	0.00	0.00	0.00	0.00
PFOH	0.00	0.00	0.00	0.00	0.00	9.78	0.00	0.00	0.00	0.00	50.90	24.32	0.00	0.00	0.88	0.00	0.00	5.00
LRPF	0.00	0.00	0.00	0.00	0.00	245.08	0.00	0.00	0.00	0.00	226.00	243.97	0.00	0.00	220.83	0.00	0.00	200.00
EFOH	0.00	0.00	0.00	0.00	0.00	5.08	0.00	0.00	0.00	0.00	24.37	12.57	0.00	0.00	0.41	0.00	0.00	2.12
PMOH	0.00	0.00	0.00	0.00	0.00	0.00	0.00	0.00	0.00	0.00	0.00	0.00	0.00	0.00	0.00	321.00	560.16	0.00
LRPM	0.00	0.00	0.00	0.00	0.00	0.00	0.00	0.00	0.00	0.00	0.00	0.00	0.00	0.00	0.00	215.00	215.00	0.00
EMOH	0.00	0.00	0.00	0.00	0.00	0.00	0.00	0.00	0.00	0.00	0.00	0.00	0.00	0.00	0.00	146.22	255.16	0.00
NPC	472.00	472.00	472.00	472.00	472.00	472.00	472.00	472.00	472.00	472.00	472.00	472.00	472.00	472.00	472.00	472.00	472.00	472.00
MONTHLY	Jul-08	Aug-08	Sep-08	Oct-08	Nov-08	Dec-08	Jan-09	Feb-09	Mar-09	Apr-09	May-09	Jun-09	Jul-09	Aug-09	Sep-09	Oct-09	Nov-09	Dec-09
FOR	0.00	2.56	0.37	3.20	0.00	0.00	0.00	0.00	0.00	0.00	24.10	0.00	0.00	0.00	0.78	0.00	1.08	0.43
MOR	0.00	0.00	0.00	0.00	0.00	0.00	0.00	0.00	45.57	0.00	0.00	0.00	0.00	0.00	0.00	0.00	0.00	0.00
PFOR	0.00	0.00	0.00	0.00	0.00	0.68	0.00	0.00	0.00	0.00	4.32	1.76	0.00	0.00	0.06	0.00	0.00	0.29
PMOR	0.00	0.00	0.00	0.00	0.00	0.00	0.00	0.00	0.00	0.00	0.00	0.00	0.00	0.00	0.00	39.76	35.78	0.00
EUOR	0.00	2.56	0.37	3.20	0.00	0.68	0.00	0.00	45.57	0.00	27.37	1.76	0.00	0.00	0.84	39.76	36.47	0.72
EUOF	0.00	2.56	0.37	3.20	0.00	0.68	0.00	0.00	7.23	0.00	27.37	1.75	0.00	0.00	0.84	19.65	36.47	0.72
POF	0.00	0.00	0.00	0.00	81.32	0.00	0.00	0.00	84.13	87.92	0.00	0.00	0.00	0.00	0.00	50.57	0.00	0.00
EAF	100.00	97.44	99.63	96.80	18.68	99.32	100.00	100.00	8.64	12.08	72.63	98.25	100.00	100.00	99.16	29.77	63.53	99.28
12 MONTHS	Jul-08	Aug-08	Sep-08	Oct-08	Nov-08	Dec-08	Jan-09	Feb-09	Mar-09	Apr-09	May-09	Jun-09	Jul-09	Aug-09	Sep-09	Oct-09	Nov-09	Dec-09
FOR	0.93	1.20	1.09	1.35	1.32	1.16	1.10	1.00	0.68	0.76	3.47	3.48	3.49	3.20	3.24	3.05	2.90	2.95
MOR	3.70	3.11	2.69	2.37	2.32	0.00	0.00	0.00	0.81	0.89	0.85	0.85	0.86	0.86	0.86	0.91	0.83	0.83
PFOR	0.00	0.00	0.00	0.00	0.00	0.08	0.07	0.07	0.08	0.09	0.47	0.67	0.68	0.67	0.68	0.72	0.66	0.61
PMOR	0.00	0.00	0.00	0.00	0.00	0.00	0.00	0.00	0.00	0.00	0.00	0.00	0.00	0.00	0.00	2.49	6.22	6.22
EUOR	4.56	4.24	3.72	3.66	3.58	1.24	1.17	1.07	1.55	1.72	4.72	4.92	4.94	4.65	4.70	6.99	10.30	10.31
EUOF	3.04	2.99	2.73	2.78	2.55	0.95	0.95	0.89	1.19	1.19	3.52	3.66	3.66	3.44	3.48	4.88	7.88	7.88
POF	8.02	7.11	6.41	5.82	12.02	12.02	12.02	12.05	19.19	26.41	21.05	21.05	21.05	21.05	21.05	25.35	18.66	18.66
EAF	88.94	89.90	90.85	91.40	85.43	87.04	87.04	87.06	79.62	72.40	75.43	75.29	75.29	75.50	75.46	69.77	73.46	73.46

Hines
Unit 4

	Jan-10	Feb-10	Mar-10	Apr-10	May-10	Jun-10	Jul-10	Aug-10	Sep-10	Oct-10	Nov-10	Dec-10	Jan-11	Feb-11	Mar-11	Apr-11	May-11	Jun-11
PER HOURS	744.00	672.00	743.00	720.00	744.00	720.00	744.00	744.00	720.00	744.00	721.00	744.00	744.00	672.00	743.00	720.00	744.00	720.00
SER HOURS	744.00	672.00	743.00	302.87	677.57	720.00	683.93	744.00	681.43	744.00	456.50	609.85	744.00	672.00	333.63	720.00	744.00	720.00
RSH	0.00	0.00	0.00	0.00	0.00	0.00	0.00	0.00	0.00	0.00	0.00	0.00	0.00	0.00	0.00	0.00	0.00	0.00
UH	0.00	0.00	0.00	417.13	66.43	0.00	60.07	0.00	38.57	0.00	264.50	134.15	0.00	0.00	409.37	0.00	0.00	0.00
POH	0.00	0.00	0.00	417.13	0.00	0.00	0.00	0.00	0.00	0.00	264.50	122.50	0.00	0.00	409.37	0.00	0.00	0.00
FOH	0.00	0.00	0.00	0.00	66.43	0.00	60.07	0.00	38.57	0.00	0.00	11.65	0.00	0.00	0.00	0.00	0.00	0.00
MOH	0.00	0.00	0.00	0.00	0.00	0.00	0.00	0.00	0.00	0.00	0.00	0.00	0.00	0.00	0.00	0.00	0.00	0.00
PFOH	0.00	0.00	20.25	0.00	67.95	0.00	0.00	0.00	88.42	17.00	8.92	0.75	0.00	0.00	4.63	42.67	58.70	3.60
LRPF	0.00	0.00	217.00	0.00	226.56	0.00	0.00	0.00	247.51	232.00	221.92	122.00	0.00	0.00	212.15	206.98	212.00	227.00
EFOH	0.00	0.00	9.31	0.00	32.62	0.00	0.00	0.00	46.37	8.36	4.19	0.19	0.00	0.00	2.08	18.71	26.37	1.73
PMOH	0.00	0.00	3.50	0.00	0.00	0.00	0.00	0.00	0.00	0.00	0.00	0.00	0.00	0.00	0.00	0.00	0.00	73.55
LRPM	0.00	0.00	132.00	0.00	0.00	0.00	0.00	0.00	0.00	0.00	0.00	0.00	0.00	0.00	0.00	0.00	0.00	227.23
EMOH	0.00	0.00	0.98	0.00	0.00	0.00	0.00	0.00	0.00	0.00	0.00	0.00	0.00	0.00	0.00	0.00	0.00	35.41
NPC	472.00	472.00	472.00	472.00	472.00	472.00	472.00	472.00	472.00	472.00	472.00	472.00	472.00	472.00	472.00	472.00	472.00	472.00
MONTHLY	Jan-10	Feb-10	Mar-10	Apr-10	May-10	Jun-10	Jul-10	Aug-10	Sep-10	Oct-10	Nov-10	Dec-10	Jan-11	Feb-11	Mar-11	Apr-11	May-11	Jun-11
FOR	0.00	0.00	0.00	0.00	8.93	0.00	8.07	0.00	5.36	0.00	0.00	1.87	0.00	0.00	0.00	0.00	0.00	0.00
MOR	0.00	0.00	0.00	0.00	0.00	0.00	0.00	0.00	0.00	0.00	0.00	0.00	0.00	0.00	0.00	0.00	0.00	0.00
PFOR	0.00	0.00	1.25	0.00	4.81	0.00	0.00	0.00	6.80	1.12	0.92	0.03	0.00	0.00	0.62	2.60	3.54	0.24
PMOR	0.00	0.00	0.13	0.00	0.00	0.00	0.00	0.00	0.00	0.00	0.00	0.00	0.00	0.00	0.00	0.00	0.00	4.92
EUOR	0.00	0.00	1.38	0.00	13.31	0.00	8.07	0.00	11.80	1.12	0.92	1.91	0.00	0.00	0.62	2.60	3.54	5.16
EUOF	0.00	0.00	1.38	0.00	13.31	0.00	8.07	0.00	11.80	1.12	0.58	1.59	0.00	0.00	0.28	2.60	3.54	5.16
POF	0.00	0.00	0.00	57.93	0.00	0.00	0.00	0.00	0.00	0.00	36.69	16.47	0.00	0.00	55.10	0.00	0.00	0.00
EAF	100.00	100.00	98.62	42.07	86.69	100.00	91.93	100.00	88.20	98.88	62.73	81.94	100.00	100.00	44.62	97.40	96.46	94.84
12 MONTHS	Jan-10	Feb-10	Mar-10	Apr-10	May-10	Jun-10	Jul-10	Aug-10	Sep-10	Oct-10	Nov-10	Dec-10	Jan-11	Feb-11	Mar-11	Apr-11	May-11	Jun-11
FOR	2.90	2.80	2.56	2.47	1.05	1.05	1.80	1.80	2.21	2.11	2.08	2.22	2.22	2.22	2.34	2.22	1.38	1.38
MOR	0.81	0.79	0.00	0.00	0.00	0.00	0.00	0.00	0.00	0.00	0.00	0.00	0.00	0.00	0.00	0.00	0.00	0.00
PFOR	0.60	0.58	0.65	0.63	0.73	0.57	0.57	0.57	1.16	1.21	1.30	1.30	1.30	1.30	1.27	1.44	1.35	1.38
PMOR	6.12	5.91	5.39	5.20	5.13	5.12	5.14	5.14	5.16	3.14	0.01	0.01	0.01	0.01	0.00	0.00	0.00	0.45
EUOR	10.15	9.81	8.44	8.16	6.84	6.68	7.41	7.41	8.40	6.36	3.37	3.50	3.50	3.50	3.58	3.63	2.72	3.19
EUOF	7.88	7.88	7.39	7.39	6.19	6.05	6.74	6.74	7.64	6.06	3.11	3.18	3.18	3.18	3.09	3.30	2.47	2.90
POF	18.66	18.66	11.52	9.06	9.06	9.06	9.06	9.06	9.06	4.76	7.78	9.18	9.18	9.18	13.85	9.09	9.09	9.09
EAF	73.46	73.46	81.09	83.56	84.75	84.89	84.21	84.21	83.31	89.18	89.11	87.64	87.64	87.64	83.06	87.61	88.44	88.01

