

CJNW

CERTIFIED PUBLIC ACCOUNTANTS, P.A.

James L. Carlstedt, CPA
Anthony Q. De Santis, CPA
Katherine U. Jackson, CPA
Robert H. Jackson, CPA
Jeffrey K. Jones, CPA

Robert C. Nixon, CPA
Jeanette Sung, CPA
Holly M. Towner, CPA
James L. Wilson, CPA

August 23, 2012

By Federal Express

Ms. Ann Cole
Division of the Commission Clerk
and Administrative Services
Florida Public Service Commission
2540 Shumard Oak Boulevard
Tallahassee, Florida 32399-0850

120226-WS

RECEIVED - FPSC
12 AUG 24 AM 9:34
COMMISSION
CLERK

Re: **Central Sumter Utility Company, LLC
Notice of Intent to Increase Water and Wastewater Rates Based on 2012
Index Adjustment**

Dear Ms. Cole:


On behalf of our client, Central Sumter Utility Company, LLC, please accept this letter as Notice of Intent to increase water and wastewater rates under the applicable provisions of the Index Provisions Section 367.081(4)(c), F.S. I have enclosed an original and six copies of the accounting schedules showing calculation of the 2012 indexed increase.

In addition, I have enclosed a copy of the Affirmation and Statement of Quality of Service, and one copy of the proposed customer notice.

Central Sumter Utility Company, LLC does not have any active written complaints, corrective orders, consent orders, or outstanding citations with the Department of Environmental Regulation or County Health Department.

Should you have questions regarding this notice of intent or the enclosed documents, please contact me.

Very truly yours,


Anthony Q. De Santis
CJN&W CPAs

COM	_____
AFD	4 _____
APA	_____
ECO	1 _____
ENG	_____
GCL	1 _____
IDM	_____
TEL	_____
CLK	_____

Enclosures
cc: John Wise w/enclosures

DOCUMENT NUMBER-DATE

05791 AUG 24 12

FPSC-COMMISSION CLERK

AFFIRMATION

I, John Wise, hereby affirm that the figures and calculations upon which the change in rates is based are accurate and that the change will not cause Central Sumter Utility Company, LLC to exceed the range of its last authorized rate of return on equity, which is 9.85% – 11.85%.

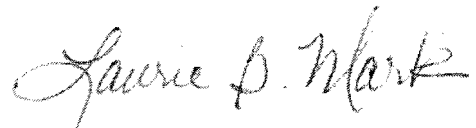
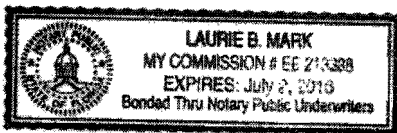
This Affirmation is made pursuant to my request for a 2012 price index in conformance with Section 367.081(4)(c), Florida Statutes.



John Wise
Title: Treasurer
Central Sumter Utility Company, LLC

Sworn to and subscribed before me this 23rd day of August, 2012.

My Commission expires July 2, 2016



Notary Public
State of Florida

STATEMENT OF QUALITY OF SERVICE

Pursuant to Rule 25-30.420(2)(h) and (i), Florida Administrative Code,

Central Sumter Utility Company, LLC

[X] does not have any active written complaints, corrective orders, consent orders, or outstanding citations with the Department of Environmental Protection (DEP) or the County Health Departments.

[] does have the attached active written complaint(s), corrective order(s), consent order(s), or outstanding citation(s) with the DEP or the County Health Department(s). The attachment(s) includes the specific system(s) involved with DEP permit number and the nature of the active complaint, corrective order, consent order, or outstanding citation.

This statement is intended such that the Florida Public Service Commission can make a determination of quality of service to Section 367.081(4)(a), Florida Statutes, and Rule 25-30.420(4)(a), Florida Administrative Code.

Name:	<u>John F. Wise</u>
Title:	<u>TREASURER</u>
Telephone Number:	<u>(351) 753-6270</u>
Fax Number:	<u>(352) 753-6256</u>
Date:	<u>8.23.12</u>

NOTICE TO CUSTOMERS

Under the provisions of Sections 367.081 (4) (a), Florida Statutes, and Public Service Commission Rule 25-30.420, Florida Administrative Code, investor-owned water and sewer utilities, such as Central Sumter Utility Company, LLC, are allowed to increase their rates annually based on inflation. Rule 25-30.420 allows for an inflation index increase in rates based on the change in Gross Domestic Product Implicit Price Deflator (GDPIPD), which is applied to most operation and maintenance expenses other than "pass-through" items such as electric, ad valorem taxes, purchased wastewater, and passed through DEP required testing.

Even though these increases are allowed, the increased revenue will not allow any increased profit (rate of return) on capital investment of the Utility.

The actual across-the-board rate increase (base facility and gallonage charge for the inflationary index increase) for water and wastewater service is 2.41% respectively.

These new rates will go into effect on October 23 ,2012 and will appear on your bills after that date.

Sincerely,

Central Sumter Utility Company, LLC

CENTRAL SUMTER UTILITY COMPANY, LLC
WATER TARIFF

GENERAL SERVICE

RATE SCHEDULE GS

AVAILABILITY Available throughout the area served by the Company

APPLICABILITY For water service to all customers for which no other schedule applies

LIMITATIONS Subject to all of the Rules and Regulations of this Tariff and General Rules and Regulations of the Commission

BILLING PERIOD - Monthly

<u>RATE</u>	<u>Meter Size</u>	<u>Base Facility Charge</u>
	5/8 X 3/4"	\$ 8.38
	Full 3/4"	12.57
	1"	20.94
	1 1/2 "	41.89
	2"	67.02
	3"	134.03
	4"	209.43
	6"	418.86
	8"	670.17
	10"	963.37

GALLONAGE CHARGE (Per 1,000 Gallons) \$ 1.98

MINIMUM CHARGE Equals Base Facility Charge above

TERMS OF PAYMENT Bills are due and payable when rendered and become delinquent if not paid within twenty (20) days. After five (5) working days written notice is mailed to the Customer separate and apart from any other bill, service may then be discontinued.

EFFECTIVE DATE OCTOBER 23, 2011

TYPE OF FILING 2012 PRICE INDEX ADJUSTMENT

John Wise _____
ISSUING OFFICER
Treasurer _____
TITLE

CENTRAL SUMTER UTILITY COMPANY, LLC
WATER TARIFF

RESIDENTIAL SERVICE

RATE SCHEDULE RS

AVAILABILITY Available throughout the area served by the Company

APPLICABILITY For water service to all customers for which no other schedule applies

LIMITATIONS Subject to all of the Rules and Regulations of this Tariff and General Rules and Regulations of the Commission

BILLING PERIOD - Monthly

<u>RATE</u>	<u>Meter Size</u>	<u>Base Facility Charge</u>
	5/8 X 3/4"	\$ 8.38
	Full 3/4"	12.57
	1"	20.94
	1 1/2 "	41.89
	2"	67.02
	3"	134.03
	4"	209.43
	6"	418.86
	8"	670.17
	10"	963.37

GALLONAGE CHARGE (Per 1,000 Gallons)

First 3,000 Gallons	\$ 1.98
Over 3,000 Gallons	\$ 3.95

MINIMUM CHARGE Equals Base Facility Charge above

TERMS OF PAYMENT Bills are due and payable when rendered and become delinquent if not paid within twenty (20) days. After five (5) working days written notice is mailed to the Customer separate and apart from any other bill, service may then be discontinued.

EFFECTIVE DATE OCTOBER 23, 2011

TYPE OF FILING 2012 PRICE INDEX ADJUSTMENT

John Wise
ISSUING OFFICER
Treasurer
TITLE

CENTRAL SUMTER UTILITY COMPANY, LLC
WASTEWATER TARIFF

RESIDENTIAL SERVICE

RATE SCHEDULE RS

<u>AVAILABILITY</u>	Available throughout the area served by the Company	
<u>APPLICABILITY</u>	For wastewater service to all customers for which no other schedule applies	
<u>LIMITATIONS</u>	Subject to all of the Rules and Regulations of this Tariff and General Rules and Regulations of the Commission	
<u>BILLING PERIOD</u> -	Monthly	
<u>RATE</u>	<u>Meter Size</u> 5/8 X 3/4"	<u>Base Facility Charge</u> \$ 15.26
<u>GALLONAGE CHARGE</u> (Per 1,000 Gallons)		\$ 4.86
<u>MINIMUM CHARGE</u>	Equals Base Facility Charge above	
<u>TERMS OF PAYMENT</u>	Bills are due and payable when rendered and become delinquent if not paid within twenty (20) days. After five (5) working days written notice is mailed to the Customer separate and apart from any other bill, service may then be discontinued.	
<u>EFFECTIVE DATE</u>	OCTOBER 23, 2011	
<u>TYPE OF FILING</u>	INDEX ADJUSTMENT	

John Wise
ISSUING OFFICER
Treasurer
TITLE

CENTRAL SUMTER UTILITY COMPANY, LLC
WASTEWATER TARIFF

GENERAL SERVICE

RATE SCHEDULE GS

AVAILABILITY Available throughout the area served by the Company

APPLICABILITY For wastewater service to all customers for which no other schedule applies

LIMITATIONS Subject to all of the Rules and Regulations of this Tariff and General Rules and Regulations of the Commission

BILLING PERIOD - Monthly

<u>RATE</u>	<u>Meter Size</u>	<u>Base Facility Charge</u>
	5/8 X 3/4"	\$ 15.26
	Full 3/4"	22.89
	1"	38.15
	1 1/2 "	122.07
	2"	244.15
	3"	381.48
	4"	762.95
	6"	1,220.73
	8"	1,754.80

GALLONAGE CHARGE (Per 1,000 Gallons) \$ 5.71

MINIMUM CHARGE Equals Base Facility Charge above

TERMS OF PAYMENT Bills are due and payable when rendered and become delinquent if not paid within twenty (20) days. After five (5) working days written notice is mailed to the Customer separate and apart from any other bill, service may then be discontinued.

EFFECTIVE DATE OCTOBER 23, 2011

TYPE OF FILING 2012 PRICE INDEX ADJUSTMENT

John Wise
ISSUING OFFICER
Treasurer
TITLE

Central Sumter Utility Company, LLC
2012 Index Adjustment
For year ended December 31, 2011

Central Sumter Utility Company, LLC
2012 Index Adjustment
For year ended December 31, 2011

Line No.		<u>Water</u>	<u>Sewer</u>
1	<u>Index Adjustment</u>		
2	2011 operation and maintenance (O&M) expense	\$ 278,473	\$ 286,039
3	Less: Purchased power	-	-
4	Regulatory Commission Expense	-	-
5	2011 O&M expense to be indexed	278,473	286,039
6	2012 Price Deflator Index	2.41%	2.41%
7	Indexed increase in revenue	<u>6,711</u>	<u>6,894</u>
8	Divide by Regulatory Assessment Fee expansion factor	<u>0.955</u>	<u>0.955</u>
9	Total increase in revenue	<u>\$ 7,027</u>	<u>\$ 7,219</u>
10	Divide by 2011 revenue (3)	<u>\$ 10,919</u>	<u>\$ 15,437</u>
11	Calculated increase adjustment factor	<u>64.36%</u>	<u>46.76%</u>
12	Total increase adjustment factor (4)	<u>2.41%</u>	<u>2.41%</u>

13 Notes: (1) Central Sumter Utility Company, LLC has not increased its rates since
14 the original certificate rates were effective, March 18, 2011.

15 (2) The applicable DEP ID Nos. and CUP Nos. are as follows:
16 Water - DEP ID No. 6605038; CUP No. 20013005.003
17 Sewer - DEP ID No. FLA 499951

18 (3) Central Sumter Utility Company began billing customers in October 2011.

19 (4) Using the minimum of the Price Deflator Index factor and Calculated factor.

Central Sumter Utility Company, LLC
Schedule of Present and Proposed Rates
For year ended December 31, 2011

Line No.		Monthly		
		Present Rates	Index Increase	Proposed Rates
1	<u>Water</u>			
2	<u>Water (2.41% increase)</u>			
3	<u>Residential and General Service</u>			
4	Base facility charge			
5	5/8" x 3/4"	\$ 8.18	\$ 0.20	\$ 8.38
6	3/4"	12.27	0.30	12.57
7	1"	20.45	0.49	20.94
8	1 1/2"	40.90	0.99	41.89
9	2"	65.44	1.58	67.02
10	3"	130.88	3.15	134.03
11	4"	204.50	4.93	209.43
12	6"	409.00	9.86	418.86
13	8"	654.40	15.77	670.17
14	10"	940.70	22.67	963.37
13	Residential Gallonage Charge			
14	0 - 3,000 gallons	1.93	0.05	1.98
15	Over 3,000	3.86	0.09	3.95
17	Commercial Gallonage Charge			
18	Gallonage Charge (per 1,000 gallons)	1.93	0.05	1.98
19	<u>Sewer</u>			
20	<u>Sewer (2.41% increase)</u>			
21	<u>Residential</u>			
22	Base facility charge			
23	5/8" x 3/4"	14.90	0.36	15.26
24	Gallonage charge (per 1,000 gallons, 10,000 gallons max)	4.75	0.11	4.86
25	<u>General Service</u>			
26	Base facility charge			
27	5/8" x 3/4"	14.90	0.36	15.26
28	3/4"	22.35	0.54	22.89
29	1"	37.25	0.90	38.15
30	1 1/2"	119.20	2.87	122.07
31	2"	238.40	5.75	244.15
32	3"	372.50	8.98	381.48
33	4"	745.00	17.95	762.95
34	6"	1,192.00	28.73	1,220.73
35	8"	1,713.50	41.30	1,754.80
36	Gallonage charge (per 1,000 gallons)	5.58	0.13	5.71