



Matthew R. Bernier  
Senior Counsel  
Duke Energy Florida, Inc.

September 18, 2014

VIA OVERNIGHT MAIL

Ms. Carlotta Stauffer, Commission Clerk  
Florida Public Service Commission  
2540 Shumard Oak Boulevard  
Tallahassee, Florida 32399-0850

RECEIVED-FPSC  
14 SEP 18 AM 9:49  
COMMISSION  
CLERK

Re: *Fuel and Purchased Power Cost recovery clause and Generating Performance Incentive Factor; Docket No. 140001-EI*

**REDACTED**

Dear Ms. Stauffer:

On September 18, 2014, Duke Energy Florida, Inc. ("DEF") filed an original and (7) copies of DEF's Request for Confidential Classification filed in connection with workpapers provided in Audit Control 14-083-2-1. Enclosed with this cover letter is DEF's confidential Exhibit A (in a separate sealed envelope, on disc) and due to the voluminous size, the redacted Exhibit B is also being provided on disc that accompany the above-referenced filing.

Thank you for your assistance in this matter. Please feel free to call me at (850) 521-1428 should you have any questions concerning this filing.

Respectfully,

s/Matthew R. Bernier  
Matthew R. Bernier  
Senior Counsel

MRB/mw  
Enclosures

cc: Certificate of Service

COM \_\_\_\_\_  
~~AFD~~ ~~GD~~  
From AFD to APA CD/9/25/14

ECO \_\_\_\_\_  
ENG \_\_\_\_\_  
GCL \_\_\_\_\_  
IDM \_\_\_\_\_  
TEL \_\_\_\_\_  
CLK \_\_\_\_\_

CLK note: CD included  
in PDF DN per APA  
request. MHM 9/26/14.

**Duke Energy Florida, Inc.**

Docket No.: 140001

**CERTIFICATE OF SERVICE**

I HEREBY CERTIFY that a true and correct copy of the foregoing has been furnished via electronic mail this 18<sup>th</sup> day of September, 2014 to all parties of record as indicated below.

*s/Matthew R. Bernier*

Attorney

<p>Martha Barrera, Esq. Office of General Counsel Florida Public Service Commission 2540 Shumard Oak Blvd. Tallahassee, FL 32399-0850 <a href="mailto:mbarrera@psc.state.fl.us">mbarrera@psc.state.fl.us</a></p> <p>James D. Beasley, Esq. Jeffry Wahlen, Esq. Ausley &amp; McMullen Law Firm P.O. Box 391 Tallahassee, FL 32302 <a href="mailto:jbeasley@ausley.com">jbeasley@ausley.com</a> <a href="mailto:jwahlen@ausley.com">jwahlen@ausley.com</a> <a href="mailto:adaniels@ausley.com">adaniels@ausley.com</a></p> <p>John T. Butler, Esq. Florida Power &amp; Light Co. 700 Universe Boulevard Juno Beach, FL 33408 <a href="mailto:John.butler@fpl.com">John.butler@fpl.com</a></p> <p>Kenneth Hoffman Florida Power &amp; Light 215 S. Monroe Street, Ste. 810 Tallahassee, FL 32301-1859 <a href="mailto:Ken.hoffman@fpl.com">Ken.hoffman@fpl.com</a></p> <p>Jeffrey A. Stone, Esq. Russell A. Badders, Esq. Steven R. Griffin Beggs &amp; Lane Law Firm P.O. Box 12950 Pensacola, FL 32591 <a href="mailto:jas@beggslane.com">jas@beggslane.com</a> <a href="mailto:rab@beggslane.com">rab@beggslane.com</a> <a href="mailto:srg@beggslane.com">srg@beggslane.com</a></p> <p>Ms. Paula K. Brown Tampa Electric Company P.O. Box 111 Tampa, FL 33601 <a href="mailto:regdept@tecoenergy.com">regdept@tecoenergy.com</a></p>	<p>Beth Keating Gunster, Yoakley &amp; Stewart, P.A. 215 S. Monroe St., Ste 618 Tallahassee, FL 32301 <a href="mailto:bkeating@gunster.com">bkeating@gunster.com</a></p> <p>J.R.Kelly/Charles Rehwinkel Office of Public Counsel c/o The Florida Legislature 111 West Madison Street, #812 Tallahassee, FL 32399 <a href="mailto:Kelly.jr@leg.state.fl.us">Kelly.jr@leg.state.fl.us</a> <a href="mailto:Rehwinkel.charles@leg.state.fl.us">Rehwinkel.charles@leg.state.fl.us</a></p> <p>Cheryl Martin Florida Public Utilities Company 1641 Worthington Road, Suite 220 West Palm Beach, FL 33409 <a href="mailto:Cheryl_Martin@fpuc.com">Cheryl_Martin@fpuc.com</a></p> <p>James W. Brew, Esq. c/o Brickfield Law Firm 1025 Thomas Jefferson St., NW 8<sup>th</sup> Floor, West Tower Washington, DC 20007 <a href="mailto:jbrew@bbrslaw.com">jbrew@bbrslaw.com</a> <a href="mailto:ataylor@bbrslaw.com">ataylor@bbrslaw.com</a></p> <p>Jon C. Moyle, Jr. Moyle Law Firm, PA 118 North Gadsden Street Tallahassee, FL 32301 <a href="mailto:jmoyle@moylelaw.com">jmoyle@moylelaw.com</a></p> <p>Robert Scheffel Wright John T. LaVia, III c/o Gardner, Bist, Wiener Law Firm 1300 Thomaswood Drive Tallahassee, FL 32308 <a href="mailto:schef@gbwlegal.com">schef@gbwlegal.com</a> <a href="mailto:jlavia@gbwlegal.com">jlavia@gbwlegal.com</a></p> <p>Mr. Robert L. McGee Gulf Power Company One Energy Place Pensacola, FL 32520-0780 <a href="mailto:rlmcgee@southernco.com">rlmcgee@southernco.com</a></p>
--	--

# **Exhibit B**

(Staff audit work papers)  
(Audit Control No. 14-083-2-1)

**REDACTED**

Work Paper 2

# Work Paper 2

1/14/14 70 577

Year	Savings/(Cost) on Hedges			Hedged Volumes (MMBtu's)			Actual Burn (Generation & ToEmission)	Hedged Burns	% Hedged with Financial	% Hedged with Physical
	Financial	Physical	Total	Financial	Physical	Total Hedged				
Jan-13							13,114,500			
Feb-13							11,917,200			
Mar-13							13,740,900			
Apr-13							12,722,600			
May-13							14,957,700			
Jun-13							18,572,900			
Jul-13							19,247,800			
Aug-13							21,038,900			
Sep-13							18,308,300			
Oct-13							16,834,900			
Nov-13							17,699,000			
Dec-13							15,238,200			
<b>YTD</b>	<b>(\$140,907,108)</b>	<b>\$0</b>	<b>(\$140,907,108)</b>	<b>122,757,500</b>	<b>0</b>	<b>122,757,500</b>	<b>189,182,900</b>	<b>85%</b>	<b>100%</b>	<b>0%</b>

Year	Savings/(Cost) on Hedges			Hedged Volumes (Barrels)			Actual Burn (Generation)	Hedged Burns	% Hedged with Financial	% Hedged with Physical
	Financial	Physical	Total	Financial	Physical	Total Hedged				
Jan-13							9,306			
Feb-13							18,500			
Mar-13							8,402			
Apr-13							11,028			
May-13							13,004			
Jun-13							17,314			
Jul-13							14,113			
Aug-13							20,254			
Sep-13							8,504			
Oct-13							4,147			
Nov-13							3,401			
Dec-13										
<b>YTD</b>	<b>(\$213,875)</b>	<b>\$0</b>	<b>(\$213,875)</b>	<b>49,000</b>	<b>0</b>	<b>49,000</b>	<b>132,000</b>	<b>37%</b>	<b>100%</b>	<b>0%</b>

Year	Savings/(Cost) on Hedges			Hedged Volumes (MMBtu's)			Actual Injection	Hedged Injection	% Hedged with Financial	% Hedged with Physical
	Financial	Physical	Total	Financial	Physical	Total Hedged				
Jan-13										
Feb-13										
Mar-13										
Apr-13										
May-13										
Jun-13										
Jul-13										
Aug-13										
Sep-13										
Oct-13										
Nov-13										
Dec-13										
<b>YTD</b>	<b>\$25,575</b>	<b>\$0</b>	<b>\$25,575</b>	<b>150,000</b>	<b>0</b>	<b>150,000</b>	<b>250,000</b>	<b>60%</b>	<b>100%</b>	<b>0%</b>

Year	Savings/(Cost) on Hedges			Hedged Volumes (Gallons)			Estimated Exposure	Hedged Exposure	% Hedged with Financial	% Hedged with Physical
	Financial	Physical	Total	Financial	Physical	Total Hedged				
Jan-13							\$21,340			
Feb-13							\$28,738			
Mar-13							\$28,738			
Apr-13							\$28,738			
May-13							\$28,738			
Jun-13							\$30,468			
Jul-13							\$37,858			
Aug-13							\$31,233			
Sep-13							\$31,233			
Oct-13							\$37,162			
Nov-13							\$37,162			
Dec-13							\$37,162			
<b>YTD</b>	<b>(\$141,464)</b>	<b>\$0</b>	<b>(\$141,464)</b>	<b>2,562,000</b>	<b>0</b>	<b>2,562,000</b>	<b>5,378,679</b>	<b>48%</b>	<b>100%</b>	<b>0%</b>

Year	Savings/(Cost) on Hedges			Hedged Volumes (Gallons)			Estimated Exposure	Hedged Exposure	% Hedged with Financial	% Hedged with Physical
	Financial	Physical	Total	Financial	Physical	Total Hedged				
Jan-13							178,908			
Feb-13							178,477			
Mar-13							178,477			
Apr-13							178,477			
May-13							178,477			
Jun-13							178,477			
Jul-13							174,082			
Aug-13							174,082			
Sep-13							328,987			
Oct-13							352,485			
Nov-13							352,485			
Dec-13							352,485			
<b>YTD</b>	<b>(\$77,808)</b>	<b>\$0</b>	<b>(\$77,808)</b>	<b>1,470,000</b>	<b>0</b>	<b>1,470,000</b>	<b>2,969,805</b>	<b>49%</b>	<b>100%</b>	<b>0%</b>



2 p.1



DRAFT

REDACTED

**CONFIDENTIAL**

August 11, 2014

*5/8/14*  
*with/it*

Year	Savings/(Cost) on Hedges			Hedged Volumes (MMBtu's)			Actual Burn (Generation & Tolling)	Hedged Burns	% Hedged with Financial	% Hedged with Physical
	Financial	Physical	Total	Financial	Physical	Total Hedged				
Jan-14							16,472,700			
Feb-14							11,946,700			
Mar-14							13,190,600			
Apr-14							13,991,800			
May-14							17,687,500			
Jun-14							19,554,500			
Jul-14							20,878,100			
YTD	\$2,082,063	\$0	\$2,082,063	69,685,000	0	69,685,000	113,719,900	61%	100%	0%

See Note 1  
See Note 2

Year	Savings/(Cost) on Hedges			Hedged Volumes (Barrels)			Actual Burn (Generation)	Hedged Burns	% Hedged with Financial	% Hedged with Physical
	Financial	Physical	Total	Financial	Physical	Total Hedged				
Jan-14							13,328			
Feb-14							9,352			
Mar-14							10,685			
Apr-14							29,179			
May-14							17,592			
Jun-14							13,552			
Jul-14							2,005			
YTD	\$30,379	\$0	\$30,379	24,000	0	24,000	95,733	25%	100%	0%

See Note 1  
See Note 2

Year	Savings/(Cost) on Hedges			Hedged Volumes (MMBtu's)			Injections	Hedged Injections	% Hedged with Financial	% Hedged with Physical
	Financial	Physical	Total	Financial	Physical	Total Hedged				
Jun-14							250,000			
YTD	\$3,225	\$0	\$3,225	150,000	0	150,000	250,000	60%	100%	0%

Year	Savings/(Cost) on Hedges			Hedged Volumes (Gallons)			Estimated Exposure	Hedged Exposure	% Hedged with Financial	% Hedged with Physical
	Financial	Physical	Total	Financial	Physical	Total Hedged				
Jan-14							382,325			
Feb-14							570,791			
Mar-14							503,143			
Apr-14							505,350			
May-14							506,460			
Jun-14							523,974			
Jul-14							584,369			
YTD	\$33,388	\$0	\$33,388	1,386,000	0	1,386,000	3,578,412	39%	100%	0%

See Note 2

Year	Savings/(Cost) on Hedges			Hedged Volumes (Gallons)			Estimated Exposure	Hedged Exposure	% Hedged with Financial	% Hedged with Physical
	Financial	Physical	Total	Financial	Physical	Total Hedged				
Jan-14							202,649			
Feb-14							184,009			
Mar-14							164,009			
Apr-14							164,009			
May-14							164,009			
Jun-14							164,009			
Jul-14							168,891			
YTD	\$20,912	\$0	\$20,912	588,000	0	588,000	1,191,575	49%	100%	0%

See Note 2

Note 1: Actual burns for periods January 2014 through June 2014. July 2014 burn numbers are considered estimates subject to minor adjustments based on actual bookings.

Note 2: Based on actual fuel burns for January 2014 through June 2014, and forecasted fuel burns and estimated fuel surcharge exposures for the balance of 2014, DEF is currently within all of the hedging targets established in the 2014 Risk Management Plan.

PBC

2 p. 2

As of December 31, 2013

DEF Gas Hedging Status  
CONFIDENTIAL

Docket No. 140001-EI

Witness: McClay

2-10

Physical/ Financial	Instrument	Put/Call	Month	Z Key	Counterparty	Market	Location	Volume	Fixed Price (\$/MMBtu)	IFERC Settlement (\$/MMBtu)	Savings (Cost on Hedge)	Actual (Projected Pains)	Is Hedged
Financial	FIXED FINANCIAL OPTION	CALL	1/1/2013	3272956	BAR#	NYMEX	NG						
Financial	FIXED FINANCIAL OPTION	PUT	1/1/2013	3272956	BAR#	NYMEX	NG			\$3.3540			
Financial	FIXED FINANCIAL OPTION	CALL	1/1/2013	3329708	CSEL	NYMEX	NG			\$3.3540			
Financial	FIXED FINANCIAL OPTION	PUT	1/1/2013	3329708	CSEL	NYMEX	NG			\$3.3540			
Financial	FIXED FINANCIAL OPTION	CALL	1/1/2013	3369594	JPMC#	NYMEX	NG			\$3.3540			
Financial	FIXED FINANCIAL OPTION	PUT	1/1/2013	3369594	JPMC#	NYMEX	NG			\$3.3540			
Financial	FIXED FINANCIAL OPTION	CALL	1/1/2013	3455148	MSCG	NYMEX	NG			\$3.3540			
Financial	FIXED FINANCIAL OPTION	PUT	1/1/2013	3455148	MSCG	NYMEX	NG			\$3.3540			
Financial	FIXED FINANCIAL OPTION	CALL	1/1/2013	3488181	CSEL	NYMEX	NG			\$3.3540			
Financial	FIXED FINANCIAL OPTION	PUT	1/1/2013	3488181	CSEL	NYMEX	NG			\$3.3540			
Financial	FIXED FINANCIAL OPTION	CALL	1/1/2013	3491465	DEU#	NYMEX	NG			\$3.3540			
Financial	FIXED FINANCIAL OPTION	PUT	1/1/2013	3491465	DEU#	NYMEX	NG			\$3.3540			
Financial	FIXED FINANCIAL OPTION	CALL	1/1/2013	3502035	MSCG	NYMEX	NG			\$3.3540			
Financial	FIXED FINANCIAL OPTION	PUT	1/1/2013	3502035	MSCG	NYMEX	NG			\$3.3540			
Financial	FIXED FINANCIAL OPTION	CALL	1/1/2013	3514713	DEU#	NYMEX	NG			\$3.3540			
Financial	FIXED FINANCIAL OPTION	PUT	1/1/2013	3514713	DEU#	NYMEX	NG			\$3.3540			
Financial	FIXED FINANCIAL OPTION	CALL	1/1/2013	3571186	BAR#	IFERC	TRANSZ4			\$3.3800			
Financial	FIXED FINANCIAL OPTION	PUT	1/1/2013	3571186	BAR#	IFERC	TRANSZ4			\$3.3800			
Financial	FIXED SWAP		1/1/2013	2209421	DEU#	IFERC	HHUB			\$3.3500			
Financial	FIXED SWAP		1/1/2013	2244150	MSCG	IFERC	HHUB			\$3.3500			
Financial	FIXED SWAP		1/1/2013	2262126	MSCG	IFERC	HHUB			\$3.3500			
Financial	FIXED SWAP		1/1/2013	2348605	JPMC#	IFERC	HHUB			\$3.3500			
Financial	FIXED SWAP		1/1/2013	2372718	JPMC#	IFERC	HHUB			\$3.3500			
Financial	FIXED SWAP		1/1/2013	3472650	BAR#	IFERC	HHUB			\$3.3500			
Financial	FIXED SWAP		1/1/2013	3502916	BOI#	IFERC	HHUB			\$3.3500			
Financial	FIXED SWAP		1/1/2013	3508828	DEU#	IFERC	HHUB			\$3.3500			
Financial	FIXED SWAP		1/1/2013	3514194	BOI#	IFERC	HHUB			\$3.3500			
Financial	FIXED SWAP		1/1/2013	3526028	CEH#	IFERC	HHUB			\$3.3500			
Financial	FIXED SWAP		1/1/2013	3534316	CEH#	IFERC	HHUB			\$3.3500			
Financial	FIXED SWAP		1/1/2013	2625163	JPMC#	NYMEX	NG			\$3.3540			
Financial	FIXED SWAP		1/1/2013	2640235	JPMC#	NYMEX	NG			\$3.3540			
Financial	FIXED SWAP		1/1/2013	2656079	BAR#	NYMEX	NG			\$3.3540			
Financial	FIXED SWAP		1/1/2013	3202226	BAR#	NYMEX	NG			\$3.3540			
Financial	FIXED SWAP		1/1/2013	3207068	CITI#	NYMEX	NG			\$3.3540			
Financial	FIXED SWAP		1/1/2013	3213904	CSEL	NYMEX	NG			\$3.3540			
Financial	FIXED SWAP		1/1/2013	3217519	DEU#	NYMEX	NG			\$3.3540			
Financial	FIXED SWAP		1/1/2013	3222399	CSEL	NYMEX	NG			\$3.3540			
Financial	FIXED SWAP		1/1/2013	3225054	JPMC#	NYMEX	NG			\$3.3540			
Financial	FIXED SWAP		1/1/2013	3231885	DEU#	NYMEX	NG			\$3.3540			
Financial	FIXED SWAP		1/1/2013	3274074	CSEL	NYMEX	NG			\$3.3540			
Financial	FIXED SWAP		1/1/2013	3295356	BAR#	NYMEX	NG			\$3.3540			
Financial	FIXED SWAP		1/1/2013	3298000	MACO#	NYMEX	NG			\$3.3540			
Financial	FIXED SWAP		1/1/2013	3301233	JPMC#	NYMEX	NG			\$3.3540			
Financial	FIXED SWAP		1/1/2013	3309048	CITI#	NYMEX	NG			\$3.3540			
Financial	FIXED SWAP		1/1/2013	3312394	CSEL	NYMEX	NG			\$3.3540			
Financial	FIXED SWAP		1/1/2013	3321930	JPMC#	NYMEX	NG			\$3.3540			
Financial	FIXED SWAP		1/1/2013	3329693	BAR#	NYMEX	NG			\$3.3540			
Financial	FIXED SWAP		1/1/2013	3334010	CITI#	NYMEX	NG			\$3.3540			
Financial	FIXED SWAP		1/1/2013	3341168	MSCG	NYMEX	NG			\$3.3540			
Financial	FIXED SWAP		1/1/2013	3347573	CSEL	NYMEX	NG			\$3.3540			
Financial	FIXED SWAP		1/1/2013	3349580	CSEL	NYMEX	NG			\$3.3540			
Financial	FIXED SWAP		1/1/2013	3353527	DEU#	NYMEX	NG			\$3.3540			
Financial	FIXED SWAP		1/1/2013	3355367	CITI#	NYMEX	NG			\$3.3540			
Financial	FIXED SWAP		1/1/2013	3367374	CEH#	NYMEX	NG			\$3.3540			
Financial	FIXED SWAP		1/1/2013	3371630	DEU#	NYMEX	NG			\$3.3540			

As of December 31, 2013

*Handwritten:* 1/13  
1/14

**DEF Gas Hedging Status  
CONFIDENTIAL**

Docket No. 140001-EI  
Witness: McClay

Physical/ Financial	Instrument	Put/Call	Month	Z Key	Counterparty	Market	Location	Volume	Fixed Price (\$/MMBtu)	IFFTC Settlement (\$/MMBtu)	Savings/Cost on Hedge	Actual/Projected Burns	% Hedged
Financial	FIXED SWAP		1/1/2013	3371671	CITI#	NYMEX	NG			\$3.3540			
Financial	FIXED SWAP		1/1/2013	3372243	CITI#	NYMEX	NG			\$3.3540			
Financial	FIXED SWAP		1/1/2013	3373820	MACO#	NYMEX	NG			\$3.3540			
Financial	FIXED SWAP		1/1/2013	3377742	MSCG	NYMEX	NG			\$3.3540			
Financial	FIXED SWAP		1/1/2013	3379138	JPMC#	NYMEX	NG			\$3.3540			
Financial	FIXED SWAP		1/1/2013	3383970	CSEL	NYMEX	NG			\$3.3540			
Financial	FIXED SWAP		1/1/2013	3386628	MACO#	NYMEX	NG			\$3.3540			
Financial	FIXED SWAP		1/1/2013	3395983	BAR#	NYMEX	NG			\$3.3540			
Financial	FIXED SWAP		1/1/2013	3448436	CSEL	NYMEX	NG			\$3.3540			
Financial	FIXED SWAP		1/1/2013	3458972	CITI#	NYMEX	NG			\$3.3540			
Financial	FIXED SWAP		1/1/2013	3481248	BAR#	NYMEX	NG			\$3.3540			
Financial	FIXED SWAP		1/1/2013	3478078	CEH#	NYMEX	NG			\$3.3540			
Financial	FIXED SWAP		1/1/2013	3479824	DEU#	NYMEX	NG			\$3.3540			
Financial	FIXED SWAP		1/1/2013	3490398	CEH#	NYMEX	NG			\$3.3540			
Financial	FIXED SWAP		1/1/2013	3522742	SG#	NYMEX	NG			\$3.3540			
											<b>13,114,500</b>	<b>69%</b>	

*Handwritten:* 2-100

*Handwritten:* REDACTED

*Handwritten:* 13



As of December 31, 2013

DEF Gas Hedging Status  
CONFIDENTIAL

Docket No. 140001-EI  
Witness: McClay

Physical/ Financial	Instrument	Pu/Call	Month	Z Key	Counterparty	Market	Location	Volume	Fixed Price (\$/MMBtu)	IFERC Settlement (\$/MMBtu)	Savings/Cost on Hedge	Actual/Projected Burns	% Hedged
Financial	FIXED FINANCIAL OPTION	CALL	2/1/2013	3272957	BAR#	NYMEX	NG						
Financial	FIXED FINANCIAL OPTION	PUT	2/1/2013	3272957	BAR#	NYMEX	NG			\$3.2260			
Financial	FIXED FINANCIAL OPTION	CALL	2/1/2013	3329707	CSEL	NYMEX	NG			\$3.2260			
Financial	FIXED FINANCIAL OPTION	PUT	2/1/2013	3329707	CSEL	NYMEX	NG			\$3.2260			
Financial	FIXED FINANCIAL OPTION	CALL	2/1/2013	3369597	JPMC#	NYMEX	NG			\$3.2260			
Financial	FIXED FINANCIAL OPTION	PUT	2/1/2013	3369597	JPMC#	NYMEX	NG			\$3.2260			
Financial	FIXED FINANCIAL OPTION	CALL	2/1/2013	3455149	MSCG	NYMEX	NG			\$3.2260			
Financial	FIXED FINANCIAL OPTION	PUT	2/1/2013	3455149	MSCG	NYMEX	NG			\$3.2260			
Financial	FIXED FINANCIAL OPTION	CALL	2/1/2013	3488182	CSEL	NYMEX	NG			\$3.2260			
Financial	FIXED FINANCIAL OPTION	PUT	2/1/2013	3488182	CSEL	NYMEX	NG			\$3.2260			
Financial	FIXED FINANCIAL OPTION	CALL	2/1/2013	3491466	DEU#	NYMEX	NG			\$3.2260			
Financial	FIXED FINANCIAL OPTION	PUT	2/1/2013	3491466	DEU#	NYMEX	NG			\$3.2260			
Financial	FIXED FINANCIAL OPTION	CALL	2/1/2013	3502036	MSCG	NYMEX	NG			\$3.2260			
Financial	FIXED FINANCIAL OPTION	PUT	2/1/2013	3502036	MSCG	NYMEX	NG			\$3.2260			
Financial	FIXED FINANCIAL OPTION	CALL	2/1/2013	3514714	DEU#	NYMEX	NG			\$3.2260			
Financial	FIXED FINANCIAL OPTION	PUT	2/1/2013	3514714	DEU#	NYMEX	NG			\$3.2260			
Financial	FIXED FINANCIAL OPTION	CALL	2/1/2013	3571187	BAR#	IFERC	TRNSZ4			\$3.2400			
Financial	FIXED FINANCIAL OPTION	PUT	2/1/2013	3571187	BAR#	IFERC	TRNSZ4			\$3.2400			
Financial	FIXED SWAP		2/1/2013	2209422	DEU#	IFERC	HHUB			\$3.2300			
Financial	FIXED SWAP		2/1/2013	2244151	MSCG	IFERC	HHUB			\$3.2300			
Financial	FIXED SWAP		2/1/2013	2262127	MSCG	IFERC	HHUB			\$3.2300			
Financial	FIXED SWAP		2/1/2013	2348010	JPMC#	IFERC	HHUB			\$3.2300			
Financial	FIXED SWAP		2/1/2013	2372719	JPMC#	IFERC	HHUB			\$3.2300			
Financial	FIXED SWAP		2/1/2013	3472651	BAR#	IFERC	HHUB			\$3.2300			
Financial	FIXED SWAP		2/1/2013	3502917	BOM#	IFERC	HHUB			\$3.2300			
Financial	FIXED SWAP		2/1/2013	3508829	DEU#	IFERC	HHUB			\$3.2300			
Financial	FIXED SWAP		2/1/2013	3514195	BOM#	IFERC	HHUB			\$3.2300			
Financial	FIXED SWAP		2/1/2013	3526029	CEH#	IFERC	HHUB			\$3.2300			
Financial	FIXED SWAP		2/1/2013	3534317	CEH#	IFERC	HHUB			\$3.2300			
Financial	FIXED SWAP		2/1/2013	2625164	JPMC#	NYMEX	NG			\$3.2260			
Financial	FIXED SWAP		2/1/2013	2640236	JPMC#	NYMEX	NG			\$3.2260			
Financial	FIXED SWAP		2/1/2013	2656060	BAR#	NYMEX	NG			\$3.2260			
Financial	FIXED SWAP		2/1/2013	3202229	BAR#	NYMEX	NG			\$3.2260			
Financial	FIXED SWAP		2/1/2013	3207067	CITI#	NYMEX	NG			\$3.2260			
Financial	FIXED SWAP		2/1/2013	3213905	CSEL	NYMEX	NG			\$3.2260			
Financial	FIXED SWAP		2/1/2013	3217520	DEU#	NYMEX	NG			\$3.2260			
Financial	FIXED SWAP		2/1/2013	3222400	CSEL	NYMEX	NG			\$3.2260			
Financial	FIXED SWAP		2/1/2013	3225055	JPMC#	NYMEX	NG			\$3.2260			
Financial	FIXED SWAP		2/1/2013	3231866	DEU#	NYMEX	NG			\$3.2260			
Financial	FIXED SWAP		2/1/2013	3274075	CSEL	NYMEX	NG			\$3.2260			
Financial	FIXED SWAP		2/1/2013	3295357	BAR#	NYMEX	NG			\$3.2260			
Financial	FIXED SWAP		2/1/2013	3298001	MACQ#	NYMEX	NG			\$3.2260			
Financial	FIXED SWAP		2/1/2013	3301234	JPMC#	NYMEX	NG			\$3.2260			
Financial	FIXED SWAP		2/1/2013	3309049	CITI#	NYMEX	NG			\$3.2260			
Financial	FIXED SWAP		2/1/2013	3312395	CSEL	NYMEX	NG			\$3.2260			
Financial	FIXED SWAP		2/1/2013	3321931	JPMC#	NYMEX	NG			\$3.2260			
Financial	FIXED SWAP		2/1/2013	3329694	BAR#	NYMEX	NG			\$3.2260			
Financial	FIXED SWAP		2/1/2013	3334011	CITI#	NYMEX	NG			\$3.2260			
Financial	FIXED SWAP		2/1/2013	3341167	MSCG	NYMEX	NG			\$3.2260			
Financial	FIXED SWAP		2/1/2013	3347574	CSEL	NYMEX	NG			\$3.2260			
Financial	FIXED SWAP		2/1/2013	3349581	CSEL	NYMEX	NG			\$3.2260			
Financial	FIXED SWAP		2/1/2013	3353528	DEU#	NYMEX	NG			\$3.2260			
Financial	FIXED SWAP		2/1/2013	3355368	CITI#	NYMEX	NG			\$3.2260			
Financial	FIXED SWAP		2/1/2013	3367375	CEH#	NYMEX	NG			\$3.2260			

2-1-13

As of December 31, 2013

*Handwritten initials and numbers: J, 12/31, 11/13*

**DEF Gas Hedging Status**  
**CONFIDENTIAL**

Docket No. 140001-EI  
Witness: McClay

Physical/ Financial	Instrument	Put/Call	Month	Z Key	Country	Quantity	Market	Location	Volume	Fixed Price (\$/MMBtu)	IFERC Settlement (\$/MMBtu)	Savings/Cost on Hedge	Actual/Projected Basis	% Hedged
Financial	FIXED SWAP		2/1/2013	3371631	DEU#		NYMEX	NG			\$3.2260			
Financial	FIXED SWAP		2/1/2013	3371672	CITI#		NYMEX	NG			\$3.2260			
Financial	FIXED SWAP		2/1/2013	3372244	CITI#		NYMEX	NG			\$3.2260			
Financial	FIXED SWAP		2/1/2013	3373821	MACQ#		NYMEX	NG			\$3.2260			
Financial	FIXED SWAP		2/1/2013	3377743	MSCG		NYMEX	NG			\$3.2260			
Financial	FIXED SWAP		2/1/2013	3379139	JPMC#		NYMEX	NG			\$3.2260			
Financial	FIXED SWAP		2/1/2013	3383971	CSEL		NYMEX	NG			\$3.2260			
Financial	FIXED SWAP		2/1/2013	3386627	MACQ#		NYMEX	NG			\$3.2260			
Financial	FIXED SWAP		2/1/2013	3395984	BAR#		NYMEX	NG			\$3.2260			
Financial	FIXED SWAP		2/1/2013	3448437	CSEL		NYMEX	NG			\$3.2260			
Financial	FIXED SWAP		2/1/2013	3456973	CITI#		NYMEX	NG			\$3.2260			
Financial	FIXED SWAP		2/1/2013	3461249	BAR#		NYMEX	NG			\$3.2260			
Financial	FIXED SWAP		2/1/2013	3478079	CEH#		NYMEX	NG			\$3.2260			
Financial	FIXED SWAP		2/1/2013	3479625	DEU#		NYMEX	NG			\$3.2260			
Financial	FIXED SWAP		2/1/2013	3490399	CEH#		NYMEX	NG			\$3.2260			
Financial	FIXED SWAP		2/1/2013	3522743	SG#		NYMEX	NG			\$3.2260			
													11,917,290	68%

*Handwritten vertical text: 7-1011*

REDACTED



As of December 31, 2013

*Handwritten initials and date:*  
 [Handwritten signature]  
 1/1/13

**DEF Gas Hedging Status**  
**CONFIDENTIAL**

Docket No. 140001-EI  
 Witness: McClay

*Handwritten vertical text:*  
 2-10-1

Physical/Financial	Instrument	Put/Call	Mat'd	Z Key	Counterparty	Market	Location	Volume	Fixed Price (\$/MMBtu)	IFERC Settlement (\$/MMBtu)	Savings/Cost on Hedge	Actual/Projected Burns	% Hedged
Financial	FIXED FINANCIAL OPTION	CALL	3/1/2013	3272958	BAR#	NYMEX	NG			\$3.4270			
Financial	FIXED FINANCIAL OPTION	PUT	3/1/2013	3272958	BAR#	NYMEX	NG			\$3.4270			
Financial	FIXED FINANCIAL OPTION	CALL	3/1/2013	3329708	CSEL	NYMEX	NG			\$3.4270			
Financial	FIXED FINANCIAL OPTION	PUT	3/1/2013	3329708	CSEL	NYMEX	NG			\$3.4270			
Financial	FIXED FINANCIAL OPTION	CALL	3/1/2013	3369598	JPMC#	NYMEX	NG			\$3.4270			
Financial	FIXED FINANCIAL OPTION	PUT	3/1/2013	3369598	JPMC#	NYMEX	NG			\$3.4270			
Financial	FIXED FINANCIAL OPTION	CALL	3/1/2013	3455150	MSCG	NYMEX	NG			\$3.4270			
Financial	FIXED FINANCIAL OPTION	PUT	3/1/2013	3455150	MSCG	NYMEX	NG			\$3.4270			
Financial	FIXED FINANCIAL OPTION	CALL	3/1/2013	3488183	CSEL	NYMEX	NG			\$3.4270			
Financial	FIXED FINANCIAL OPTION	PUT	3/1/2013	3488183	CSEL	NYMEX	NG			\$3.4270			
Financial	FIXED FINANCIAL OPTION	CALL	3/1/2013	3491467	DEU#	NYMEX	NG			\$3.4270			
Financial	FIXED FINANCIAL OPTION	PUT	3/1/2013	3491467	DEU#	NYMEX	NG			\$3.4270			
Financial	FIXED FINANCIAL OPTION	CALL	3/1/2013	3502037	MSCG	NYMEX	NG			\$3.4270			
Financial	FIXED FINANCIAL OPTION	PUT	3/1/2013	3502037	MSCG	NYMEX	NG			\$3.4270			
Financial	FIXED FINANCIAL OPTION	CALL	3/1/2013	3514715	DEU#	NYMEX	NG			\$3.4270			
Financial	FIXED FINANCIAL OPTION	PUT	3/1/2013	3514715	DEU#	NYMEX	NG			\$3.4270			
Financial	FIXED FINANCIAL OPTION	CALL	3/1/2013	3571188	BAR#	IFERC	TRNSZ4			\$3.4400			
Financial	FIXED FINANCIAL OPTION	PUT	3/1/2013	3571188	BAR#	IFERC	TRNSZ4			\$3.4400			
Financial	FIXED SWAP		3/1/2013	2209423	DEU#	IFERC	HHUB			\$3.4300			
Financial	FIXED SWAP		3/1/2013	2244152	MSCG	IFERC	HHUB			\$3.4300			
Financial	FIXED SWAP		3/1/2013	2262128	MSCG	IFERC	HHUB			\$3.4300			
Financial	FIXED SWAP		3/1/2013	2348611	JPMC#	IFERC	HHUB			\$3.4300			
Financial	FIXED SWAP		3/1/2013	2372722	JPMC#	IFERC	HHUB			\$3.4300			
Financial	FIXED SWAP		3/1/2013	3472652	BAR#	IFERC	HHUB			\$3.4300			
Financial	FIXED SWAP		3/1/2013	3502918	BOM#	IFERC	HHUB			\$3.4300			
Financial	FIXED SWAP		3/1/2013	3508830	DEU#	IFERC	HHUB			\$3.4300			
Financial	FIXED SWAP		3/1/2013	3514198	BOM#	IFERC	HHUB			\$3.4300			
Financial	FIXED SWAP		3/1/2013	3526030	CEH#	IFERC	HHUB			\$3.4300			
Financial	FIXED SWAP		3/1/2013	3534318	CEH#	IFERC	HHUB			\$3.4300			
Financial	FIXED SWAP		3/1/2013	2825165	JPMC#	NYMEX	NG			\$3.4270			
Financial	FIXED SWAP		3/1/2013	2640237	JPMC#	NYMEX	NG			\$3.4270			
Financial	FIXED SWAP		3/1/2013	2656001	BAR#	NYMEX	NG			\$3.4270			
Financial	FIXED SWAP		3/1/2013	3202230	BAR#	NYMEX	NG			\$3.4270			
Financial	FIXED SWAP		3/1/2013	3207068	CITI#	NYMEX	NG			\$3.4270			
Financial	FIXED SWAP		3/1/2013	3213906	CSEL	NYMEX	NG			\$3.4270			
Financial	FIXED SWAP		3/1/2013	3217521	DEU#	NYMEX	NG			\$3.4270			
Financial	FIXED SWAP		3/1/2013	3222401	CSEL	NYMEX	NG			\$3.4270			
Financial	FIXED SWAP		3/1/2013	3225056	JPMC#	NYMEX	NG			\$3.4270			
Financial	FIXED SWAP		3/1/2013	3231887	DEU#	NYMEX	NG			\$3.4270			
Financial	FIXED SWAP		3/1/2013	3274076	CSEL	NYMEX	NG			\$3.4270			
Financial	FIXED SWAP		3/1/2013	3295358	BAR#	NYMEX	NG			\$3.4270			
Financial	FIXED SWAP		3/1/2013	3298002	MACO#	NYMEX	NG			\$3.4270			
Financial	FIXED SWAP		3/1/2013	3301235	JPMC#	NYMEX	NG			\$3.4270			
Financial	FIXED SWAP		3/1/2013	3309050	CITI#	NYMEX	NG			\$3.4270			
Financial	FIXED SWAP		3/1/2013	3312396	CSEL	NYMEX	NG			\$3.4270			
Financial	FIXED SWAP		3/1/2013	3321932	JPMC#	NYMEX	NG			\$3.4270			
Financial	FIXED SWAP		3/1/2013	3329695	BAR#	NYMEX	NG			\$3.4270			
Financial	FIXED SWAP		3/1/2013	3334012	CITI#	NYMEX	NG			\$3.4270			
Financial	FIXED SWAP		3/1/2013	3341188	MSCG	NYMEX	NG			\$3.4270			
Financial	FIXED SWAP		3/1/2013	3347575	CSEL	NYMEX	NG			\$3.4270			
Financial	FIXED SWAP		3/1/2013	3349582	CSEL	NYMEX	NG			\$3.4270			
Financial	FIXED SWAP		3/1/2013	3353529	DEU#	NYMEX	NG			\$3.4270			
Financial	FIXED SWAP		3/1/2013	3355389	CITI#	NYMEX	NG			\$3.4270			
Financial	FIXED SWAP		3/1/2013	3367376	CEH#	NYMEX	NG			\$3.4270			

As of December 31, 2013

*Handwritten initials/signature*

**DEF Gas Hedging Status  
CONFIDENTIAL**

Docket No. 140001-EI  
Witness: McClay

Physical/ Financial	Instrument	Pub/Call	Month	Z Key	Counterparty	Market	Location	Volume	Fixed Price (\$/MMBtu)	IFERC Settlement (\$/MMBtu)	Savings/Cost on Hedge	Actual/Projected Burns	% Hedged
Financial	FIXED SWAP		3/1/2013	3371632	DEU#	NYMEX	NG			\$3.4270			
Financial	FIXED SWAP		3/1/2013	3371673	CITI#	NYMEX	NG			\$3.4270			
Financial	FIXED SWAP		3/1/2013	3372245	CITI#	NYMEX	NG			\$3.4270			
Financial	FIXED SWAP		3/1/2013	3373822	MACO#	NYMEX	NG			\$3.4270			
Financial	FIXED SWAP		3/1/2013	3377744	MSCG	NYMEX	NG			\$3.4270			
Financial	FIXED SWAP		3/1/2013	3379140	JPMC#	NYMEX	NG			\$3.4270			
Financial	FIXED SWAP		3/1/2013	3383972	CSEL	NYMEX	NG			\$3.4270			
Financial	FIXED SWAP		3/1/2013	3386628	MACO#	NYMEX	NG			\$3.4270			
Financial	FIXED SWAP		3/1/2013	3395985	BAR#	NYMEX	NG			\$3.4270			
Financial	FIXED SWAP		3/1/2013	3448438	CSEL	NYMEX	NG			\$3.4270			
Financial	FIXED SWAP		3/1/2013	3456974	CITI#	NYMEX	NG			\$3.4270			
Financial	FIXED SWAP		3/1/2013	3481250	BAR#	NYMEX	NG			\$3.4270			
Financial	FIXED SWAP		3/1/2013	3478080	CEH#	NYMEX	NG			\$3.4270			
Financial	FIXED SWAP		3/1/2013	3479828	DEU#	NYMEX	NG			\$3.4270			
Financial	FIXED SWAP		3/1/2013	3490402	CEH#	NYMEX	NG			\$3.4270			
Financial	FIXED SWAP		3/1/2013	3522744	SG#	NYMEX	NG			\$3.4270			
											13,740,900	66%	

*Handwritten number: 12-1-13*

REDACTED



As of December 31, 2013

*Handwritten initials/signature*

DEF Gas Hedging Status  
CONFIDENTIAL

Docket No. 140001-EI  
Witness: McClay

Physical/ Financial	Instrument	Put/Call	Month	Z Key	Counterparty	Market	Location	Volume	Fixed Price (\$/MMBtu)	IFERC Settlement (\$/MMBtu)	Savings/Cost on Hedge	Actual/Projected Burns	% Hedged
Financial	FIXED FINANCIAL OPTION	CALL	4/1/2013	3272958	BAR#	NYMEX	NG			\$3.9760			
Financial	FIXED FINANCIAL OPTION	PUT	4/1/2013	3272959	BAR#	NYMEX	NG			\$3.9760			
Financial	FIXED FINANCIAL OPTION	CALL	4/1/2013	3329709	CSEL	NYMEX	NG			\$3.9760			
Financial	FIXED FINANCIAL OPTION	PUT	4/1/2013	3329709	CSEL	NYMEX	NG			\$3.9760			
Financial	FIXED FINANCIAL OPTION	CALL	4/1/2013	3369599	JPMC#	NYMEX	NG			\$3.9760			
Financial	FIXED FINANCIAL OPTION	PUT	4/1/2013	3369599	JPIAC#	NYMEX	NG			\$3.9760			
Financial	FIXED FINANCIAL OPTION	CALL	4/1/2013	3455151	MSCG	NYMEX	NG			\$3.9760			
Financial	FIXED FINANCIAL OPTION	PUT	4/1/2013	3455151	MSCG	NYMEX	NG			\$3.9760			
Financial	FIXED FINANCIAL OPTION	CALL	4/1/2013	3488184	CSEL	NYMEX	NG			\$3.9760			
Financial	FIXED FINANCIAL OPTION	PUT	4/1/2013	3488184	CSEL	NYMEX	NG			\$3.9760			
Financial	FIXED FINANCIAL OPTION	CALL	4/1/2013	3491468	DEU#	NYMEX	NG			\$3.9760			
Financial	FIXED FINANCIAL OPTION	PUT	4/1/2013	3491468	DEU#	NYMEX	NG			\$3.9760			
Financial	FIXED FINANCIAL OPTION	CALL	4/1/2013	3502038	MSCG	NYMEX	NG			\$3.9760			
Financial	FIXED FINANCIAL OPTION	PUT	4/1/2013	3502038	MSCG	NYMEX	NG			\$3.9760			
Financial	FIXED FINANCIAL OPTION	CALL	4/1/2013	3514716	DEU#	NYMEX	NG			\$3.9760			
Financial	FIXED FINANCIAL OPTION	PUT	4/1/2013	3514716	DEU#	NYMEX	NG			\$3.9760			
Financial	FIXED FINANCIAL OPTION	CALL	4/1/2013	3571189	BAR#	IFERC	TRNSZ4			\$4.0000			
Financial	FIXED FINANCIAL OPTION	PUT	4/1/2013	3571189	BAR#	IFERC	TRNSZ4			\$4.0000			
Financial	FIXED FINANCIAL OPTION	CALL	4/1/2013	3584202	BAR#	IFERC	TRNSZ4			\$4.0000			
Financial	FIXED FINANCIAL OPTION	PUT	4/1/2013	3584202	BAR#	IFERC	TRNSZ4			\$4.0000			
Financial	FIXED FINANCIAL OPTION	CALL	4/1/2013	3623744	BAR#	IFERC	TRNSZ4			\$4.0000			
Financial	FIXED FINANCIAL OPTION	PUT	4/1/2013	3623744	BAR#	IFERC	TRNSZ4			\$4.0000			
Financial	FIXED FINANCIAL OPTION	CALL	4/1/2013	3680088	JPMC#	IFERC	TRNSZ4			\$4.0000			
Financial	FIXED FINANCIAL OPTION	PUT	4/1/2013	3680088	JPIAC#	IFERC	TRNSZ4			\$4.0000			
Financial	FIXED SWAP		4/1/2013	2126529	JPMC#	IFERC	HHUB			\$3.9800			
Financial	FIXED SWAP		4/1/2013	2130415	DEU#	IFERC	HHUB			\$3.9800			
Financial	FIXED SWAP		4/1/2013	2140270	DEU#	IFERC	HHUB			\$3.9800			
Financial	FIXED SWAP		4/1/2013	2165078	DEU#	IFERC	HHUB			\$3.9800			
Financial	FIXED SWAP		4/1/2013	2181888	MSCG	IFERC	HHUB			\$3.9800			
Financial	FIXED SWAP		4/1/2013	2184798	MLC	IFERC	HHUB			\$3.9800			
Financial	FIXED SWAP		4/1/2013	2209424	DEU#	IFERC	HHUB			\$3.9800			
Financial	FIXED SWAP		4/1/2013	2220225	MSCG	IFERC	HHUB			\$3.9800			
Financial	FIXED SWAP		4/1/2013	2244153	MSCG	IFERC	HHUB			\$3.9800			
Financial	FIXED SWAP		4/1/2013	2262132	MSCG	IFERC	HHUB			\$3.9800			
Financial	FIXED SWAP		4/1/2013	2287617	CSEL	IFERC	HHUB			\$3.9800			
Financial	FIXED SWAP		4/1/2013	2298914	DEU#	IFERC	HHUB			\$3.9800			
Financial	FIXED SWAP		4/1/2013	2304860	DEU#	IFERC	HHUB			\$3.9800			
Financial	FIXED SWAP		4/1/2013	2334863	CSEL	IFERC	HHUB			\$3.9800			
Financial	FIXED SWAP		4/1/2013	2348612	JPMC#	IFERC	HHUB			\$3.9800			
Financial	FIXED SWAP		4/1/2013	2372723	JPMC#	IFERC	HHUB			\$3.9800			
Financial	FIXED SWAP		4/1/2013	2407829	DEU#	IFERC	HHUB			\$3.9800			
Financial	FIXED SWAP		4/1/2013	2451040	BAR#	IFERC	HHUB			\$3.9800			
Financial	FIXED SWAP		4/1/2013	2469665	CSEL	IFERC	HHUB			\$3.9800			
Financial	FIXED SWAP		4/1/2013	2579397	BAR#	IFERC	HHUB			\$3.9800			
Financial	FIXED SWAP		4/1/2013	3500329	CITI#	IFERC	MAINLN			\$3.9500			
Financial	FIXED SWAP		4/1/2013	3503785	BAR#	IFERC	MAINLN			\$3.9500			
Financial	FIXED SWAP		4/1/2013	3514205	CSEL	IFERC	MAINLN			\$3.9500			
Financial	FIXED SWAP		4/1/2013	3521382	CITI#	IFERC	MAINLN			\$3.9500			
Financial	FIXED SWAP		4/1/2013	3531923	CITI#	IFERC	MAINLN			\$3.9500			
Financial	FIXED SWAP		4/1/2013	2622814	DEU#	NYMEX	NG			\$3.9760			
Financial	FIXED SWAP		4/1/2013	2655321	DEU#	NYMEX	NG			\$3.9760			
Financial	FIXED SWAP		4/1/2013	3161160	CITI#	NYMEX	NG			\$3.9760			
Financial	FIXED SWAP		4/1/2013	3172596	DEU#	NYMEX	NG			\$3.9760			
Financial	FIXED SWAP		4/1/2013	3203152	CSEL	NYMEX	NG			\$3.9760			

*Handwritten vertical text: 9-1-07*



As of December 31, 2013

*USG*  
*AP*

**DEF Gas Hedging Status  
CONFIDENTIAL**

Docket No. 140001-EI  
Witness: **McClay**

Physical/ Financial	Instrument	PU/Call	Month	Z Key	Counterparty	Market	Location	Volume	Fixed Price (\$/MMBtu)	IFERC Settlement (\$/MMBtu)	Savings/Cost on Hedge	Actual/Projected Burns	% Hedged
Financial	FIXED SWAP		4/1/2013	3220882	BAR#	NYMEX	NG			\$3.9760			
Financial	FIXED SWAP		4/1/2013	3223660	JPMC#	NYMEX	NG			\$3.9760			
Financial	FIXED SWAP		4/1/2013	3225045	BAR#	NYMEX	NG			\$3.9760			
Financial	FIXED SWAP		4/1/2013	3277225	JPMC#	NYMEX	NG			\$3.9760			
Financial	FIXED SWAP		4/1/2013	3299359	DEU#	NYMEX	NG			\$3.9760			
Financial	FIXED SWAP		4/1/2013	3301236	BAR#	NYMEX	NG			\$3.9760			
Financial	FIXED SWAP		4/1/2013	3309825	CITI#	NYMEX	NG			\$3.9760			
Financial	FIXED SWAP		4/1/2013	3334607	BAR#	NYMEX	NG			\$3.9760			
Financial	FIXED SWAP		4/1/2013	3341169	BAR#	NYMEX	NG			\$3.9760			
Financial	FIXED SWAP		4/1/2013	3347081	BAR#	NYMEX	NG			\$3.9760			
Financial	FIXED SWAP		4/1/2013	3371635	BAR#	NYMEX	NG			\$3.9760			
Financial	FIXED SWAP		4/1/2013	3477373	CITI#	NYMEX	NG			\$3.9760			
Financial	FIXED SWAP		4/1/2013	3490468	CSEL	NYMEX	NG			\$3.9760			
Financial	FIXED SWAP		4/1/2013	3541880	BAR#	NYMEX	NG			\$3.9760			
Financial	FIXED SWAP		4/1/2013	3581792	JPMC#	NYMEX	NG			\$3.9760			
Financial	FIXED SWAP		4/1/2013	3762627	CEH#	NYMEX	NG			\$3.9760			
Financial	FIXED SWAP		4/1/2013	3778389	DEU#	NYMEX	NG			\$3.9760			
Financial	FIXED SWAP		4/1/2013	3780732	CEH#	NYMEX	NG			\$3.9760			
Financial	FIXED SWAP		4/1/2013	3785808	CEH#	NYMEX	NG			\$3.9760			
Financial	FIXED SWAP		4/1/2013	3786475	DEU#	NYMEX	NG			\$3.9760			
Financial	FIXED SWAP		4/1/2013	3788055	CEH#	NYMEX	NG			\$3.9760			
Financial	FIXED SWAP		4/1/2013	3801713	DEU#	NYMEX	NG			\$3.9760			
Financial	FIXED SWAP		4/1/2013	3804748	CEH#	NYMEX	NG			\$3.9760			
Financial	FIXED SWAP		4/1/2013	3808227	DEU#	NYMEX	NG			\$3.9760			
Financial	FIXED SWAP		4/1/2013	3809820	CEH#	NYMEX	NG			\$3.9760			
Financial	FIXED SWAP		4/1/2013	3394493	JPMC#	IFERC	TRNSZ4			\$4.0000			
Financial	FIXED SWAP		4/1/2013	3608565	DEU#	IFERC	TRNSZ4			\$4.0000			
Financial	FIXED SWAP		4/1/2013	3640046	BPEC	IFERC	TRNSZ4			\$4.0000			
Financial	FIXED SWAP		4/1/2013	3667235	MSCG	IFERC	TRNSZ4			\$4.0000			
Financial	FIXED SWAP		4/1/2013	3681881	CEH#	IFERC	TRNSZ4			\$4.0000			
Financial	FIXED SWAP		4/1/2013	3696841	CEH#	IFERC	TRNSZ4			\$4.0000			
												12,722,000	73%

2-10-8

*3*

As of December 31, 2013

*Handwritten initials and numbers:*  
 1/20/13  
 1/15/13

**DEF Gas Hedging Status**  
**CONFIDENTIAL**

Docket No. 140001-EI  
 Witness: McClay

Physical/ Financial	Instrument	Put/Call	Month	Z Key	Counterparty	Market	Location	Volume	Fixed Price (\$/MMBtu)	IFERC Settlement (\$/MMBtu)	Savings/Cost on Hedge	Actual/Projected Burns	% Hedged
Financial	FIXED FINANCIAL OPTION	CALL	5/1/2013	3272960	BAR#	NYMEX	NG			\$4.1510			
Financial	FIXED FINANCIAL OPTION	PUT	5/1/2013	3272960	BAR#	NYMEX	NG			\$4.1510			
Financial	FIXED FINANCIAL OPTION	CALL	5/1/2013	3329710	CSEL	NYMEX	NG			\$4.1510			
Financial	FIXED FINANCIAL OPTION	PUT	5/1/2013	3329710	CSEL	NYMEX	NG			\$4.1510			
Financial	FIXED FINANCIAL OPTION	CALL	5/1/2013	3369600	JPMC#	NYMEX	NG			\$4.1510			
Financial	FIXED FINANCIAL OPTION	PUT	5/1/2013	3369600	JPMC#	NYMEX	NG			\$4.1510			
Financial	FIXED FINANCIAL OPTION	CALL	5/1/2013	3455152	MSCG	NYMEX	NG			\$4.1510			
Financial	FIXED FINANCIAL OPTION	PUT	5/1/2013	3455152	MSCG	NYMEX	NG			\$4.1510			
Financial	FIXED FINANCIAL OPTION	CALL	5/1/2013	3488185	CSEL	NYMEX	NG			\$4.1510			
Financial	FIXED FINANCIAL OPTION	PUT	5/1/2013	3488185	CSEL	NYMEX	NG			\$4.1510			
Financial	FIXED FINANCIAL OPTION	CALL	5/1/2013	3491469	DEU#	NYMEX	NG			\$4.1510			
Financial	FIXED FINANCIAL OPTION	PUT	5/1/2013	3491469	DEU#	NYMEX	NG			\$4.1510			
Financial	FIXED FINANCIAL OPTION	CALL	5/1/2013	3502039	MSCG	NYMEX	NG			\$4.1510			
Financial	FIXED FINANCIAL OPTION	PUT	5/1/2013	3502039	MSCG	NYMEX	NG			\$4.1510			
Financial	FIXED FINANCIAL OPTION	CALL	5/1/2013	3514717	DEU#	NYMEX	NG			\$4.1510			
Financial	FIXED FINANCIAL OPTION	PUT	5/1/2013	3514717	DEU#	NYMEX	NG			\$4.1510			
Financial	FIXED FINANCIAL OPTION	CALL	5/1/2013	3571190	BAR#	IFERC	TRNSZ4			\$4.1800			
Financial	FIXED FINANCIAL OPTION	PUT	5/1/2013	3571190	BAR#	IFERC	TRNSZ4			\$4.1800			
Financial	FIXED FINANCIAL OPTION	CALL	5/1/2013	3584203	BAR#	IFERC	TRNSZ4			\$4.1800			
Financial	FIXED FINANCIAL OPTION	PUT	5/1/2013	3584203	BAR#	IFERC	TRNSZ4			\$4.1800			
Financial	FIXED FINANCIAL OPTION	CALL	5/1/2013	3623745	BAR#	IFERC	TRNSZ4			\$4.1800			
Financial	FIXED FINANCIAL OPTION	PUT	5/1/2013	3623745	BAR#	IFERC	TRNSZ4			\$4.1800			
Financial	FIXED FINANCIAL OPTION	CALL	5/1/2013	3660089	JPMC#	IFERC	TRNSZ4			\$4.1800			
Financial	FIXED FINANCIAL OPTION	PUT	5/1/2013	3660089	JPMC#	IFERC	TRNSZ4			\$4.1800			
Financial	FIXED SWAP		5/1/2013	2126530	JPMC#	IFERC	HHUB			\$4.1700			
Financial	FIXED SWAP		5/1/2013	2130416	DEU#	IFERC	HHUB			\$4.1700			
Financial	FIXED SWAP		5/1/2013	2140273	DEU#	IFERC	HHUB			\$4.1700			
Financial	FIXED SWAP		5/1/2013	2165079	DEU#	IFERC	HHUB			\$4.1700			
Financial	FIXED SWAP		5/1/2013	2181689	MSCG	IFERC	HHUB			\$4.1700			
Financial	FIXED SWAP		5/1/2013	2194799	MLC	IFERC	HHUB			\$4.1700			
Financial	FIXED SWAP		5/1/2013	2209425	DEU#	IFERC	HHUB			\$4.1700			
Financial	FIXED SWAP		5/1/2013	2220226	MSCG	IFERC	HHUB			\$4.1700			
Financial	FIXED SWAP		5/1/2013	2244154	MSCG	IFERC	HHUB			\$4.1700			
Financial	FIXED SWAP		5/1/2013	2262133	MSCG	IFERC	HHUB			\$4.1700			
Financial	FIXED SWAP		5/1/2013	2287818	CSEL	IFERC	HHUB			\$4.1700			
Financial	FIXED SWAP		5/1/2013	2298915	DEU#	IFERC	HHUB			\$4.1700			
Financial	FIXED SWAP		5/1/2013	2304881	DEU#	IFERC	HHUB			\$4.1700			
Financial	FIXED SWAP		5/1/2013	2334884	CSEL	IFERC	HHUB			\$4.1700			
Financial	FIXED SWAP		5/1/2013	2348613	JPMC#	IFERC	HHUB			\$4.1700			
Financial	FIXED SWAP		5/1/2013	2372724	JPMC#	IFERC	HHUB			\$4.1700			
Financial	FIXED SWAP		5/1/2013	2407830	DEU#	IFERC	HHUB			\$4.1700			
Financial	FIXED SWAP		5/1/2013	2451041	BAR#	IFERC	HHUB			\$4.1700			
Financial	FIXED SWAP		5/1/2013	2469866	CSEL	IFERC	HHUB			\$4.1700			
Financial	FIXED SWAP		5/1/2013	2579398	BAR#	IFERC	HHUB			\$4.1700			
Financial	FIXED SWAP		5/1/2013	3350077	BAR#	IFERC	HHUB			\$4.1700			
Financial	FIXED SWAP		5/1/2013	3353485	CSEL	IFERC	HHUB			\$4.1700			
Financial	FIXED SWAP		5/1/2013	3355370	CSEL	IFERC	HHUB			\$4.1700			
Financial	FIXED SWAP		5/1/2013	3368710	DEU#	IFERC	HHUB			\$4.1700			
Financial	FIXED SWAP		5/1/2013	3372246	BAR#	IFERC	HHUB			\$4.1700			
Financial	FIXED SWAP		5/1/2013	3377902	CITI#	IFERC	HHUB			\$4.1700			
Financial	FIXED SWAP		5/1/2013	3384407	JPMC#	IFERC	HHUB			\$4.1700			
Financial	FIXED SWAP		5/1/2013	3386619	CITI#	IFERC	HHUB			\$4.1700			
Financial	FIXED SWAP		5/1/2013	3458817	BAR#	IFERC	HHUB			\$4.1700			
Financial	FIXED SWAP		5/1/2013	3473251	CITI#	IFERC	HHUB			\$4.1700			

*Handwritten:* 2-1-13

As of December 31, 2013

*Handwritten initials and date:*  
 1/8/14  
 1/12/14

DEF Gas Hedging Status  
 CONFIDENTIAL

Docket No. 140001-EI  
 Witness: McClay

*Handwritten:* 2-1-14

Physical/Financial	Instrument	Put Call	Month	Z Key	Counterparty	Market	Location	Volume	Fixed Price (\$/MMBtu)	IFERC Settlement (\$/MMBtu)	Savings/Cost on Hedge	Actual/Projected Burns	% Hedged
Financial	FIXED SWAP		5/1/2013	3500330	CITI#	IFERC	MAINLN			\$4.1200			
Financial	FIXED SWAP		5/1/2013	3503788	BAR#	IFERC	MAINLN			\$4.1200			
Financial	FIXED SWAP		5/1/2013	3514206	CSEL	IFERC	MAINLN			\$4.1200			
Financial	FIXED SWAP		5/1/2013	3521383	CITI#	IFERC	MAINLN			\$4.1200			
Financial	FIXED SWAP		5/1/2013	3531924	CITI#	IFERC	MAINLN			\$4.1200			
Financial	FIXED SWAP		5/1/2013	2622815	DEU#	NYMEX	NG			\$4.1510			
Financial	FIXED SWAP		5/1/2013	2655322	DEU#	NYMEX	NG			\$4.1510			
Financial	FIXED SWAP		5/1/2013	3181181	CITI#	NYMEX	NG			\$4.1510			
Financial	FIXED SWAP		5/1/2013	3172597	DEU#	NYMEX	NG			\$4.1510			
Financial	FIXED SWAP		5/1/2013	3203153	CSEL	NYMEX	NG			\$4.1510			
Financial	FIXED SWAP		5/1/2013	3220883	BAR#	NYMEX	NG			\$4.1510			
Financial	FIXED SWAP		5/1/2013	3223681	JPMC#	NYMEX	NG			\$4.1510			
Financial	FIXED SWAP		5/1/2013	3225046	BAR#	NYMEX	NG			\$4.1510			
Financial	FIXED SWAP		5/1/2013	3277228	JPMC#	NYMEX	NG			\$4.1510			
Financial	FIXED SWAP		5/1/2013	3295360	DEU#	NYMEX	NG			\$4.1510			
Financial	FIXED SWAP		5/1/2013	3301237	BAR#	NYMEX	NG			\$4.1510			
Financial	FIXED SWAP		5/1/2013	3309826	CITI#	NYMEX	NG			\$4.1510			
Financial	FIXED SWAP		5/1/2013	3334608	BAR#	NYMEX	NG			\$4.1510			
Financial	FIXED SWAP		5/1/2013	3341170	BAR#	NYMEX	NG			\$4.1510			
Financial	FIXED SWAP		5/1/2013	3347062	BAR#	NYMEX	NG			\$4.1510			
Financial	FIXED SWAP		5/1/2013	3371636	BAR#	NYMEX	NG			\$4.1510			
Financial	FIXED SWAP		5/1/2013	3477374	CITI#	NYMEX	NG			\$4.1510			
Financial	FIXED SWAP		5/1/2013	3490469	CSEL	NYMEX	NG			\$4.1510			
Financial	FIXED SWAP		5/1/2013	3541881	BAR#	NYMEX	NG			\$4.1510			
Financial	FIXED SWAP		5/1/2013	3581793	JPMC#	NYMEX	NG			\$4.1510			
Financial	FIXED SWAP		5/1/2013	3762628	CEH#	NYMEX	NG			\$4.1510			
Financial	FIXED SWAP		5/1/2013	3778390	DEU#	NYMEX	NG			\$4.1510			
Financial	FIXED SWAP		5/1/2013	3780733	CEH#	NYMEX	NG			\$4.1510			
Financial	FIXED SWAP		5/1/2013	3785889	CEH#	NYMEX	NG			\$4.1510			
Financial	FIXED SWAP		5/1/2013	3786476	DEU#	NYMEX	NG			\$4.1510			
Financial	FIXED SWAP		5/1/2013	3788058	CEH#	NYMEX	NG			\$4.1510			
Financial	FIXED SWAP		5/1/2013	3801714	DEU#	NYMEX	NG			\$4.1510			
Financial	FIXED SWAP		5/1/2013	3804747	CEH#	NYMEX	NG			\$4.1510			
Financial	FIXED SWAP		5/1/2013	3806228	DEU#	NYMEX	NG			\$4.1510			
Financial	FIXED SWAP		5/1/2013	3809621	CEH#	NYMEX	NG			\$4.1510			
Financial	FIXED SWAP		5/1/2013	3394484	JPMC#	IFERC	TRNSZ4			\$4.1800			
Financial	FIXED SWAP		5/1/2013	3608566	DEU#	IFERC	TRNSZ4			\$4.1800			
Financial	FIXED SWAP		5/1/2013	3640047	BPEC	IFERC	TRNSZ4			\$4.1800			
Financial	FIXED SWAP		5/1/2013	3667236	MSCG	IFERC	TRNSZ4			\$4.1800			
Financial	FIXED SWAP		5/1/2013	3681694	CEH#	IFERC	TRNSZ4			\$4.1800			
Financial	FIXED SWAP		5/1/2013	3696842	CEH#	IFERC	TRNSZ4			\$4.1800			
Financial	FIXED SWAP		5/1/2013	3704585	MACO#	IFERC	TRNSZ4			\$4.1800			
Financial	FIXED SWAP		5/1/2013	3743525	DEU#	IFERC	TRNSZ4			\$4.1800			
Financial	FIXED SWAP		5/1/2013	3749645	CEH#	IFERC	TRNSZ4			\$4.1800			
Financial	FIXED SWAP		5/1/2013	3749672	MSCG	IFERC	TRNSZ4			\$4.1800			
Financial	FIXED SWAP		5/1/2013	3751096	CEH#	IFERC	TRNSZ4			\$4.1800			
												14,957,708	80%



As of December 31, 2013

*M2*  
*2/13*

DEF Gas Hedging Status  
CONFIDENTIAL

Docket No. 140001-EI  
Witness: McClay

*2-1-11*

Physical/Financial	Instrument	Put/Call	Month	Z Key	Counterparty	Market	Location	Volume	Fixed Price (\$/MMBtu)	IFERC Settlement (\$/MMBtu)	Savings/Cost on Hedge	Actual/Projected Burns	% Hedged
Financial	FIXED FINANCIAL OPTION	CALL	6/1/2013	3272961	BAR#	NYMEX	NG			\$4.1480			
Financial	FIXED FINANCIAL OPTION	PUT	6/1/2013	3272961	BAR#	NYMEX	NG			\$4.1480			
Financial	FIXED FINANCIAL OPTION	CALL	6/1/2013	3329711	CSEL	NYMEX	NG			\$4.1480			
Financial	FIXED FINANCIAL OPTION	PUT	6/1/2013	3329711	CSEL	NYMEX	NG			\$4.1480			
Financial	FIXED FINANCIAL OPTION	CALL	6/1/2013	3369601	JPMC#	NYMEX	NG			\$4.1480			
Financial	FIXED FINANCIAL OPTION	PUT	6/1/2013	3369601	JPMC#	NYMEX	NG			\$4.1480			
Financial	FIXED FINANCIAL OPTION	CALL	6/1/2013	3455153	MSCG	NYMEX	NG			\$4.1480			
Financial	FIXED FINANCIAL OPTION	PUT	6/1/2013	3455153	MSCG	NYMEX	NG			\$4.1480			
Financial	FIXED FINANCIAL OPTION	CALL	6/1/2013	3488186	CSEL	NYMEX	NG			\$4.1480			
Financial	FIXED FINANCIAL OPTION	PUT	6/1/2013	3488186	CSEL	NYMEX	NG			\$4.1480			
Financial	FIXED FINANCIAL OPTION	CALL	6/1/2013	3491470	DEU#	NYMEX	NG			\$4.1480			
Financial	FIXED FINANCIAL OPTION	PUT	6/1/2013	3491470	DEU#	NYMEX	NG			\$4.1480			
Financial	FIXED FINANCIAL OPTION	CALL	6/1/2013	3502040	MSCG	NYMEX	NG			\$4.1480			
Financial	FIXED FINANCIAL OPTION	PUT	6/1/2013	3502040	MSCG	NYMEX	NG			\$4.1480			
Financial	FIXED FINANCIAL OPTION	CALL	6/1/2013	3514718	DEU#	NYMEX	NG			\$4.1480			
Financial	FIXED FINANCIAL OPTION	PUT	6/1/2013	3514718	DEU#	NYMEX	NG			\$4.1480			
Financial	FIXED FINANCIAL OPTION	CALL	6/1/2013	3571191	BAR#	IFERC	TRANSZ4			\$4.1800			
Financial	FIXED FINANCIAL OPTION	PUT	6/1/2013	3571191	BAR#	IFERC	TRANSZ4			\$4.1800			
Financial	FIXED FINANCIAL OPTION	CALL	6/1/2013	3584204	BAR#	IFERC	TRANSZ4			\$4.1800			
Financial	FIXED FINANCIAL OPTION	PUT	6/1/2013	3584204	BAR#	IFERC	TRANSZ4			\$4.1800			
Financial	FIXED FINANCIAL OPTION	CALL	6/1/2013	3623748	BAR#	IFERC	TRANSZ4			\$4.1800			
Financial	FIXED FINANCIAL OPTION	PUT	6/1/2013	3623748	BAR#	IFERC	TRANSZ4			\$4.1800			
Financial	FIXED FINANCIAL OPTION	CALL	6/1/2013	3660090	JPMC#	IFERC	TRANSZ4			\$4.1800			
Financial	FIXED FINANCIAL OPTION	PUT	6/1/2013	3660090	JPMC#	IFERC	TRANSZ4			\$4.1800			
Financial	FIXED SWAP		6/1/2013	2126531	JPMC#	IFERC	HHUB			\$4.1500			
Financial	FIXED SWAP		6/1/2013	2130421	DEU#	IFERC	HHUB			\$4.1500			
Financial	FIXED SWAP		6/1/2013	2140274	DEU#	IFERC	HHUB			\$4.1500			
Financial	FIXED SWAP		6/1/2013	2165082	DEU#	IFERC	HHUB			\$4.1500			
Financial	FIXED SWAP		6/1/2013	2181890	MSCG	IFERC	HHUB			\$4.1500			
Financial	FIXED SWAP		6/1/2013	2194800	MLC	IFERC	HHUB			\$4.1500			
Financial	FIXED SWAP		6/1/2013	2209426	DEU#	IFERC	HHUB			\$4.1500			
Financial	FIXED SWAP		6/1/2013	2220227	MSCG	IFERC	HHUB			\$4.1500			
Financial	FIXED SWAP		6/1/2013	2244155	MSCG	IFERC	HHUB			\$4.1500			
Financial	FIXED SWAP		6/1/2013	2282135	MSCG	IFERC	HHUB			\$4.1500			
Financial	FIXED SWAP		6/1/2013	2287819	CSEL	IFERC	HHUB			\$4.1500			
Financial	FIXED SWAP		6/1/2013	2298910	DEU#	IFERC	HHUB			\$4.1500			
Financial	FIXED SWAP		6/1/2013	2304802	DEU#	IFERC	HHUB			\$4.1500			
Financial	FIXED SWAP		6/1/2013	2334865	CSEL	IFERC	HHUB			\$4.1500			
Financial	FIXED SWAP		6/1/2013	2348614	JPMC#	IFERC	HHUB			\$4.1500			
Financial	FIXED SWAP		6/1/2013	2372725	JPMC#	IFERC	HHUB			\$4.1500			
Financial	FIXED SWAP		6/1/2013	2407831	DEU#	IFERC	HHUB			\$4.1500			
Financial	FIXED SWAP		6/1/2013	2451044	BAR#	IFERC	HHUB			\$4.1500			
Financial	FIXED SWAP		6/1/2013	2469669	CSEL	IFERC	HHUB			\$4.1500			
Financial	FIXED SWAP		6/1/2013	2579399	BAR#	IFERC	HHUB			\$4.1500			
Financial	FIXED SWAP		6/1/2013	3350080	BAR#	IFERC	HHUB			\$4.1500			
Financial	FIXED SWAP		6/1/2013	3353488	CSEL	IFERC	HHUB			\$4.1500			
Financial	FIXED SWAP		6/1/2013	3355371	CSEL	IFERC	HHUB			\$4.1500			
Financial	FIXED SWAP		6/1/2013	3368711	DEU#	IFERC	HHUB			\$4.1500			
Financial	FIXED SWAP		6/1/2013	3372247	BAR#	IFERC	HHUB			\$4.1500			
Financial	FIXED SWAP		6/1/2013	3377903	CITI#	IFERC	HHUB			\$4.1500			
Financial	FIXED SWAP		6/1/2013	3384408	JPMC#	IFERC	HHUB			\$4.1500			
Financial	FIXED SWAP		6/1/2013	3386820	CITI#	IFERC	HHUB			\$4.1500			
Financial	FIXED SWAP		6/1/2013	3450818	BAR#	IFERC	HHUB			\$4.1500			
Financial	FIXED SWAP		6/1/2013	3473252	CITI#	IFERC	HHUB			\$4.1500			

As of December 31, 2013

*Handwritten:* 2-12-13  
 8/1/13

DEF Gas Hedging Status  
 CONFIDENTIAL

Docket No. 140001-EI  
 Witness: McClay

Physical/ Financial	Instrument	Pub/Call	Month	Z Key	Counterparty	Market	Location	Volume	Fixed Price (\$/MMBtu)	IFERC Settlement (\$/MMBtu)	Savings/Cost on Hedge	Actual Price, per Bbl Basis	% Hedged
Financial	FIXED SWAP		8/1/2013	3500331	CITI#	IFERC	MAINLN			\$4.1000			
Financial	FIXED SWAP		8/1/2013	3503789	BAR#	IFERC	MAINLN			\$4.1000			
Financial	FIXED SWAP		8/1/2013	3514207	CSEL	IFERC	MAINLN			\$4.1000			
Financial	FIXED SWAP		8/1/2013	3521384	CITI#	IFERC	MAINLN			\$4.1000			
Financial	FIXED SWAP		8/1/2013	3531826	CITI#	IFERC	MAINLN			\$4.1000			
Financial	FIXED SWAP		8/1/2013	3830732	CSEL	IFERC	MAINLN			\$4.1000			
Financial	FIXED SWAP		8/1/2013	3856030	MACC#	IFERC	MAINLN			\$4.1000			
Financial	FIXED SWAP		8/1/2013	3857445	MACC#	IFERC	MAINLN			\$4.1000			
Financial	FIXED SWAP		8/1/2013	3859785	MACC#	IFERC	MAINLN			\$4.1000			
Financial	FIXED SWAP		8/1/2013	3864807	CITI#	IFERC	MAINLN			\$4.1000			
Financial	FIXED SWAP		8/1/2013	2622816	DEU#	NYMEX	NG			\$4.1480			
Financial	FIXED SWAP		8/1/2013	2655323	DEU#	NYMEX	NG			\$4.1480			
Financial	FIXED SWAP		8/1/2013	3161162	CITI#	NYMEX	NG			\$4.1480			
Financial	FIXED SWAP		8/1/2013	3172598	DEU#	NYMEX	NG			\$4.1480			
Financial	FIXED SWAP		8/1/2013	3203154	CSEL	NYMEX	NG			\$4.1480			
Financial	FIXED SWAP		8/1/2013	3220884	BAR#	NYMEX	NG			\$4.1480			
Financial	FIXED SWAP		8/1/2013	3223662	JPMC#	NYMEX	NG			\$4.1480			
Financial	FIXED SWAP		8/1/2013	3225047	BAR#	NYMEX	NG			\$4.1480			
Financial	FIXED SWAP		8/1/2013	3277230	JPMC#	NYMEX	NG			\$4.1480			
Financial	FIXED SWAP		8/1/2013	3295381	DEU#	NYMEX	NG			\$4.1480			
Financial	FIXED SWAP		8/1/2013	3301238	BAR#	NYMEX	NG			\$4.1480			
Financial	FIXED SWAP		8/1/2013	3309827	CITI#	NYMEX	NG			\$4.1480			
Financial	FIXED SWAP		8/1/2013	3334609	BAR#	NYMEX	NG			\$4.1480			
Financial	FIXED SWAP		8/1/2013	3341171	BAR#	NYMEX	NG			\$4.1480			
Financial	FIXED SWAP		8/1/2013	3347063	BAR#	NYMEX	NG			\$4.1480			
Financial	FIXED SWAP		8/1/2013	3371637	BAR#	NYMEX	NG			\$4.1480			
Financial	FIXED SWAP		8/1/2013	3477375	CITI#	NYMEX	NG			\$4.1480			
Financial	FIXED SWAP		8/1/2013	3490470	CSEL	NYMEX	NG			\$4.1480			
Financial	FIXED SWAP		8/1/2013	3541882	BAR#	NYMEX	NG			\$4.1480			
Financial	FIXED SWAP		8/1/2013	3581794	JPMC#	NYMEX	NG			\$4.1480			
Financial	FIXED SWAP		8/1/2013	3762629	CEH#	NYMEX	NG			\$4.1480			
Financial	FIXED SWAP		8/1/2013	3778391	DEU#	NYMEX	NG			\$4.1480			
Financial	FIXED SWAP		8/1/2013	3780734	CEH#	NYMEX	NG			\$4.1480			
Financial	FIXED SWAP		8/1/2013	3785890	CEH#	NYMEX	NG			\$4.1480			
Financial	FIXED SWAP		8/1/2013	3786477	DEU#	NYMEX	NG			\$4.1480			
Financial	FIXED SWAP		8/1/2013	3788057	CEH#	NYMEX	NG			\$4.1480			
Financial	FIXED SWAP		8/1/2013	3801715	DEU#	NYMEX	NG			\$4.1480			
Financial	FIXED SWAP		8/1/2013	3804750	CEH#	NYMEX	NG			\$4.1480			
Financial	FIXED SWAP		8/1/2013	3806229	DEU#	NYMEX	NG			\$4.1480			
Financial	FIXED SWAP		8/1/2013	3809622	CEH#	NYMEX	NG			\$4.1480			
Financial	FIXED SWAP		8/1/2013	3394495	JPMC#	IFERC	TRNSZ4			\$4.1800			
Financial	FIXED SWAP		8/1/2013	3608587	DEU#	IFERC	TRNSZ4			\$4.1800			
Financial	FIXED SWAP		8/1/2013	3640048	BPEC	IFERC	TRNSZ4			\$4.1800			
Financial	FIXED SWAP		8/1/2013	3667237	MSCG	IFERC	TRNSZ4			\$4.1800			
Financial	FIXED SWAP		8/1/2013	3681700	CEH#	IFERC	TRNSZ4			\$4.1800			
Financial	FIXED SWAP		8/1/2013	3696843	CEH#	IFERC	TRNSZ4			\$4.1800			
Financial	FIXED SWAP		8/1/2013	3704588	MACO#	IFERC	TRNSZ4			\$4.1800			
Financial	FIXED SWAP		8/1/2013	3743526	DEU#	IFERC	TRNSZ4			\$4.1800			
Financial	FIXED SWAP		8/1/2013	3749646	CEH#	IFERC	TRNSZ4			\$4.1800			
Financial	FIXED SWAP		8/1/2013	3749673	MSCG	IFERC	TRNSZ4			\$4.1800			
Financial	FIXED SWAP		8/1/2013	3751097	CEH#	IFERC	TRNSZ4			\$4.1800			
											18,572,900	68%	

*Handwritten:* 2-12-13



As of December 31, 2013

*1/8/13*  
*1/10/13*

DEF Gas Hedging Status  
CONFIDENTIAL

Docket No. 140001-EI  
Witness: McClay

*2-12-13*

Physical/ Financial	Instrument	Put/Call	Month	Z Key	Counterparty	Market	Location	Volume	Fixed Price (\$/MMBtu)	IFERC Settlement (\$/MMBtu)	Savings/Cost on Hedge	Actual/Projected Gains	% Hedged
Financial	FIXED FINANCIAL OPTION	CALL	7/1/2013	3272962	BAR#	NYMEX	NG			\$3.7070			
Financial	FIXED FINANCIAL OPTION	PUT	7/1/2013	3272962	BAR#	NYMEX	NG			\$3.7070			
Financial	FIXED FINANCIAL OPTION	CALL	7/1/2013	3329712	CSEL	NYMEX	NG			\$3.7070			
Financial	FIXED FINANCIAL OPTION	PUT	7/1/2013	3329712	CSEL	NYMEX	NG			\$3.7070			
Financial	FIXED FINANCIAL OPTION	CALL	7/1/2013	3369602	JPMC#	NYMEX	NG			\$3.7070			
Financial	FIXED FINANCIAL OPTION	PUT	7/1/2013	3369602	JPMC#	NYMEX	NG			\$3.7070			
Financial	FIXED FINANCIAL OPTION	CALL	7/1/2013	3455154	MSCG	NYMEX	NG			\$3.7070			
Financial	FIXED FINANCIAL OPTION	PUT	7/1/2013	3455154	MSCG	NYMEX	NG			\$3.7070			
Financial	FIXED FINANCIAL OPTION	CALL	7/1/2013	3488187	CSEL	NYMEX	NG			\$3.7070			
Financial	FIXED FINANCIAL OPTION	PUT	7/1/2013	3488187	CSEL	NYMEX	NG			\$3.7070			
Financial	FIXED FINANCIAL OPTION	CALL	7/1/2013	3491471	DEU#	NYMEX	NG			\$3.7070			
Financial	FIXED FINANCIAL OPTION	PUT	7/1/2013	3491471	DEU#	NYMEX	NG			\$3.7070			
Financial	FIXED FINANCIAL OPTION	CALL	7/1/2013	3502041	MSCG	NYMEX	NG			\$3.7070			
Financial	FIXED FINANCIAL OPTION	PUT	7/1/2013	3502041	MSCG	NYMEX	NG			\$3.7070			
Financial	FIXED FINANCIAL OPTION	CALL	7/1/2013	3514719	DEU#	NYMEX	NG			\$3.7070			
Financial	FIXED FINANCIAL OPTION	PUT	7/1/2013	3514719	DEU#	NYMEX	NG			\$3.7070			
Financial	FIXED FINANCIAL OPTION	CALL	7/1/2013	3571192	BAR#	IFERC	TRNSZ4			\$3.7300			
Financial	FIXED FINANCIAL OPTION	PUT	7/1/2013	3571192	BAR#	IFERC	TRNSZ4			\$3.7300			
Financial	FIXED FINANCIAL OPTION	CALL	7/1/2013	3584205	BAR#	IFERC	TRNSZ4			\$3.7300			
Financial	FIXED FINANCIAL OPTION	PUT	7/1/2013	3584205	BAR#	IFERC	TRNSZ4			\$3.7300			
Financial	FIXED FINANCIAL OPTION	CALL	7/1/2013	3623747	BAR#	IFERC	TRNSZ4			\$3.7300			
Financial	FIXED FINANCIAL OPTION	PUT	7/1/2013	3623747	BAR#	IFERC	TRNSZ4			\$3.7300			
Financial	FIXED FINANCIAL OPTION	CALL	7/1/2013	3660091	JPMC#	IFERC	TRNSZ4			\$3.7300			
Financial	FIXED FINANCIAL OPTION	PUT	7/1/2013	3660091	JPMC#	IFERC	TRNSZ4			\$3.7300			
Financial	FIXED SWAP		7/1/2013	2126532	JPMC#	IFERC	HHUB			\$3.7100			
Financial	FIXED SWAP		7/1/2013	2130422	DEU#	IFERC	HHUB			\$3.7100			
Financial	FIXED SWAP		7/1/2013	2140353	DEU#	IFERC	HHUB			\$3.7100			
Financial	FIXED SWAP		7/1/2013	2165083	DEU#	IFERC	HHUB			\$3.7100			
Financial	FIXED SWAP		7/1/2013	2181891	MSCG	IFERC	HHUB			\$3.7100			
Financial	FIXED SWAP		7/1/2013	2194801	MLC	IFERC	HHUB			\$3.7100			
Financial	FIXED SWAP		7/1/2013	2208427	DEU#	IFERC	HHUB			\$3.7100			
Financial	FIXED SWAP		7/1/2013	2220228	MSCG	IFERC	HHUB			\$3.7100			
Financial	FIXED SWAP		7/1/2013	2244156	MSCG	IFERC	HHUB			\$3.7100			
Financial	FIXED SWAP		7/1/2013	2262136	MSCG	IFERC	HHUB			\$3.7100			
Financial	FIXED SWAP		7/1/2013	2287620	CSEL	IFERC	HHUB			\$3.7100			
Financial	FIXED SWAP		7/1/2013	2288917	DEU#	IFERC	HHUB			\$3.7100			
Financial	FIXED SWAP		7/1/2013	2304863	DEU#	IFERC	HHUB			\$3.7100			
Financial	FIXED SWAP		7/1/2013	2334866	CSEL	IFERC	HHUB			\$3.7100			
Financial	FIXED SWAP		7/1/2013	2348615	JPMC#	IFERC	HHUB			\$3.7100			
Financial	FIXED SWAP		7/1/2013	2372726	JPMC#	IFERC	HHUB			\$3.7100			
Financial	FIXED SWAP		7/1/2013	2407832	DEU#	IFERC	HHUB			\$3.7100			
Financial	FIXED SWAP		7/1/2013	2451045	BAR#	IFERC	HHUB			\$3.7100			
Financial	FIXED SWAP		7/1/2013	2469670	CSEL	IFERC	HHUB			\$3.7100			
Financial	FIXED SWAP		7/1/2013	2579400	BAR#	IFERC	HHUB			\$3.7100			
Financial	FIXED SWAP		7/1/2013	3350081	BAR#	IFERC	HHUB			\$3.7100			
Financial	FIXED SWAP		7/1/2013	3353487	CSEL	IFERC	HHUB			\$3.7100			
Financial	FIXED SWAP		7/1/2013	3355372	CSEL	IFERC	HHUB			\$3.7100			
Financial	FIXED SWAP		7/1/2013	3368712	DEU#	IFERC	HHUB			\$3.7100			
Financial	FIXED SWAP		7/1/2013	3372248	BAR#	IFERC	HHUB			\$3.7100			
Financial	FIXED SWAP		7/1/2013	3377904	CITI#	IFERC	HHUB			\$3.7100			
Financial	FIXED SWAP		7/1/2013	3384409	JPMC#	IFERC	HHUB			\$3.7100			
Financial	FIXED SWAP		7/1/2013	3386621	CITI#	IFERC	HHUB			\$3.7100			
Financial	FIXED SWAP		7/1/2013	3458819	BAR#	IFERC	HHUB			\$3.7100			
Financial	FIXED SWAP		7/1/2013	3473253	CITI#	IFERC	HHUB			\$3.7100			





As of December 31, 2013

*Handwritten initials/signatures*

DEF Gas Hedging Status  
CONFIDENTIAL

Docket No. 140001-EI  
Witness: McClay

*2-10-15*

Physical/Financial	Instrument	Put/Call	Month	Z Key	Counterparty	Market	Location	Volume	Fixed Price (\$/MMBtu)	IFERC Settlement (\$/MMBtu)	Savings/Cost on Hedge	Actual/Projected Burns	% Hedged
Financial	FIXED FINANCIAL OPTION	CALL	8/1/2013	3272963	BAR#	NYMEX	NG			\$3.4590			
Financial	FIXED FINANCIAL OPTION	PUT	8/1/2013	3272963	BAR#	NYMEX	NG			\$3.4590			
Financial	FIXED FINANCIAL OPTION	CALL	8/1/2013	3329713	CSEL	NYMEX	NG			\$3.4590			
Financial	FIXED FINANCIAL OPTION	PUT	8/1/2013	3329713	CSEL	NYMEX	NG			\$3.4590			
Financial	FIXED FINANCIAL OPTION	CALL	8/1/2013	3369603	JPMC#	NYMEX	NG			\$3.4590			
Financial	FIXED FINANCIAL OPTION	PUT	8/1/2013	3369603	JPMC#	NYMEX	NG			\$3.4590			
Financial	FIXED FINANCIAL OPTION	CALL	8/1/2013	3455155	MSCG	NYMEX	NG			\$3.4590			
Financial	FIXED FINANCIAL OPTION	PUT	8/1/2013	3455155	MSCG	NYMEX	NG			\$3.4590			
Financial	FIXED FINANCIAL OPTION	CALL	8/1/2013	3488188	CSEL	NYMEX	NG			\$3.4590			
Financial	FIXED FINANCIAL OPTION	PUT	8/1/2013	3488188	CSEL	NYMEX	NG			\$3.4590			
Financial	FIXED FINANCIAL OPTION	CALL	8/1/2013	3491472	DEU#	NYMEX	NG			\$3.4590			
Financial	FIXED FINANCIAL OPTION	PUT	8/1/2013	3491472	DEU#	NYMEX	NG			\$3.4590			
Financial	FIXED FINANCIAL OPTION	CALL	8/1/2013	3502042	MSCG	NYMEX	NG			\$3.4590			
Financial	FIXED FINANCIAL OPTION	PUT	8/1/2013	3502042	MSCG	NYMEX	NG			\$3.4590			
Financial	FIXED FINANCIAL OPTION	CALL	8/1/2013	3514720	DEU#	NYMEX	NG			\$3.4590			
Financial	FIXED FINANCIAL OPTION	PUT	8/1/2013	3514720	DEU#	NYMEX	NG			\$3.4590			
Financial	FIXED FINANCIAL OPTION	CALL	8/1/2013	3571193	BAR#	IFERC	TRNSZ4			\$3.4500			
Financial	FIXED FINANCIAL OPTION	PUT	8/1/2013	3571193	BAR#	IFERC	TRNSZ4			\$3.4500			
Financial	FIXED FINANCIAL OPTION	CALL	8/1/2013	3584206	BAR#	IFERC	TRNSZ4			\$3.4500			
Financial	FIXED FINANCIAL OPTION	PUT	8/1/2013	3584206	BAR#	IFERC	TRNSZ4			\$3.4500			
Financial	FIXED FINANCIAL OPTION	CALL	8/1/2013	3623748	BAR#	IFERC	TRNSZ4			\$3.4500			
Financial	FIXED FINANCIAL OPTION	PUT	8/1/2013	3623748	BAR#	IFERC	TRNSZ4			\$3.4500			
Financial	FIXED FINANCIAL OPTION	CALL	8/1/2013	3660092	JPMC#	IFERC	TRNSZ4			\$3.4500			
Financial	FIXED FINANCIAL OPTION	PUT	8/1/2013	3660092	JPMC#	IFERC	TRNSZ4			\$3.4500			
Financial	FIXED SWAP		8/1/2013	2128534	JPMC#	IFERC	HHUB			\$3.4500			
Financial	FIXED SWAP		8/1/2013	2130423	DEU#	IFERC	HHUB			\$3.4500			
Financial	FIXED SWAP		8/1/2013	2140354	DEU#	IFERC	HHUB			\$3.4500			
Financial	FIXED SWAP		8/1/2013	2165086	DEU#	IFERC	HHUB			\$3.4500			
Financial	FIXED SWAP		8/1/2013	2181892	MSCG	IFERC	HHUB			\$3.4500			
Financial	FIXED SWAP		8/1/2013	2194802	MLC	IFERC	HHUB			\$3.4500			
Financial	FIXED SWAP		8/1/2013	2209428	DEU#	IFERC	HHUB			\$3.4500			
Financial	FIXED SWAP		8/1/2013	2220229	MSCG	IFERC	HHUB			\$3.4500			
Financial	FIXED SWAP		8/1/2013	2244157	MSCG	IFERC	HHUB			\$3.4500			
Financial	FIXED SWAP		8/1/2013	2282137	MSCG	IFERC	HHUB			\$3.4500			
Financial	FIXED SWAP		8/1/2013	2287622	CSEL	IFERC	HHUB			\$3.4500			
Financial	FIXED SWAP		8/1/2013	2298918	DEU#	IFERC	HHUB			\$3.4500			
Financial	FIXED SWAP		8/1/2013	2304864	DEU#	IFERC	HHUB			\$3.4500			
Financial	FIXED SWAP		8/1/2013	2334867	CSEL	IFERC	HHUB			\$3.4500			
Financial	FIXED SWAP		8/1/2013	2348618	JPMC#	IFERC	HHUB			\$3.4500			
Financial	FIXED SWAP		8/1/2013	2372727	JPMC#	IFERC	HHUB			\$3.4500			
Financial	FIXED SWAP		8/1/2013	2407833	DEU#	IFERC	HHUB			\$3.4500			
Financial	FIXED SWAP		8/1/2013	2451046	BAR#	IFERC	HHUB			\$3.4500			
Financial	FIXED SWAP		8/1/2013	2469671	CSEL	IFERC	HHUB			\$3.4500			
Financial	FIXED SWAP		8/1/2013	2579403	BAR#	IFERC	HHUB			\$3.4500			
Financial	FIXED SWAP		8/1/2013	3350082	BAR#	IFERC	HHUB			\$3.4500			
Financial	FIXED SWAP		8/1/2013	3353488	CSEL	IFERC	HHUB			\$3.4500			
Financial	FIXED SWAP		8/1/2013	3355373	CSEL	IFERC	HHUB			\$3.4500			
Financial	FIXED SWAP		8/1/2013	3368713	DEU#	IFERC	HHUB			\$3.4500			
Financial	FIXED SWAP		8/1/2013	3372249	BAR#	IFERC	HHUB			\$3.4500			
Financial	FIXED SWAP		8/1/2013	3377905	CITIF	IFERC	HHUB			\$3.4500			
Financial	FIXED SWAP		8/1/2013	3384410	JPMC#	IFERC	HHUB			\$3.4500			
Financial	FIXED SWAP		8/1/2013	3366622	CITIF	IFERC	HHUB			\$3.4500			
Financial	FIXED SWAP		8/1/2013	3458820	BAR#	IFERC	HHUB			\$3.4500			
Financial	FIXED SWAP		8/1/2013	3473254	CITIF	IFERC	HHUB			\$3.4500			

As of December 31, 2013

*Handwritten:* 12/31/13, 2118

DEF Gas Hedging Status  
CONFIDENTIAL

Docket No. 140001-EI  
Witness: McClay

*Handwritten:* 7-10-14

Physical/ Financial	Instrument	Put/Call	Month	Z Key	Counterparty	Market	Location	Volume	Fixed Price (\$/MMBtu)	IFERC Settlement (\$/MMBtu)	Savings/Cost on Hedge	Actual/Projected Burns	% Hedged
Financial	FIXED SWAP		8/1/2013	3500333	CITIF	IFERC	MAINLN			\$3.4000			
Financial	FIXED SWAP		8/1/2013	3503791	BAR#	IFERC	MAINLN			\$3.4000			
Financial	FIXED SWAP		8/1/2013	3514209	CSEL	IFERC	MAINLN			\$3.4000			
Financial	FIXED SWAP		8/1/2013	3521386	CITIF	IFERC	MAINLN			\$3.4000			
Financial	FIXED SWAP		8/1/2013	3531929	CITIF	IFERC	MAINLN			\$3.4000			
Financial	FIXED SWAP		8/1/2013	3838734	CSEL	IFERC	MAINLN			\$3.4000			
Financial	FIXED SWAP		8/1/2013	3856032	MACO#	IFERC	MAINLN			\$3.4000			
Financial	FIXED SWAP		8/1/2013	3857447	MACO#	IFERC	MAINLN			\$3.4000			
Financial	FIXED SWAP		8/1/2013	3859787	MACO#	IFERC	MAINLN			\$3.4000			
Financial	FIXED SWAP		8/1/2013	3864909	CITIF	IFERC	MAINLN			\$3.4000			
Financial	FIXED SWAP		8/1/2013	2622818	DEU#	NYMEX	NG			\$3.4590			
Financial	FIXED SWAP		8/1/2013	2655325	DEU#	NYMEX	NG			\$3.4590			
Financial	FIXED SWAP		8/1/2013	3161164	CITIF	NYMEX	NG			\$3.4590			
Financial	FIXED SWAP		8/1/2013	3172600	DEU#	NYMEX	NG			\$3.4590			
Financial	FIXED SWAP		8/1/2013	3203156	CSEL	NYMEX	NG			\$3.4590			
Financial	FIXED SWAP		8/1/2013	3220886	BAR#	NYMEX	NG			\$3.4590			
Financial	FIXED SWAP		8/1/2013	3223672	JPMC#	NYMEX	NG			\$3.4590			
Financial	FIXED SWAP		8/1/2013	3225049	BAR#	NYMEX	NG			\$3.4590			
Financial	FIXED SWAP		8/1/2013	3277232	JPMC#	NYMEX	NG			\$3.4590			
Financial	FIXED SWAP		8/1/2013	3295363	DEU#	NYMEX	NG			\$3.4590			
Financial	FIXED SWAP		8/1/2013	3301240	BAR#	NYMEX	NG			\$3.4590			
Financial	FIXED SWAP		8/1/2013	3309829	CITIF	NYMEX	NG			\$3.4590			
Financial	FIXED SWAP		8/1/2013	3334611	BAR#	NYMEX	NG			\$3.4590			
Financial	FIXED SWAP		8/1/2013	3341173	BAR#	NYMEX	NG			\$3.4590			
Financial	FIXED SWAP		8/1/2013	3347065	BAR#	NYMEX	NG			\$3.4590			
Financial	FIXED SWAP		8/1/2013	3371639	BAR#	NYMEX	NG			\$3.4590			
Financial	FIXED SWAP		8/1/2013	3477379	CITIF	NYMEX	NG			\$3.4590			
Financial	FIXED SWAP		8/1/2013	3490472	CSEL	NYMEX	NG			\$3.4590			
Financial	FIXED SWAP		8/1/2013	3541884	BAR#	NYMEX	NG			\$3.4590			
Financial	FIXED SWAP		8/1/2013	3581796	JPMC#	NYMEX	NG			\$3.4590			
Financial	FIXED SWAP		8/1/2013	3762631	CEH#	NYMEX	NG			\$3.4590			
Financial	FIXED SWAP		8/1/2013	3778393	DEU#	NYMEX	NG			\$3.4590			
Financial	FIXED SWAP		8/1/2013	3780736	CEH#	NYMEX	NG			\$3.4590			
Financial	FIXED SWAP		8/1/2013	3785892	CEH#	NYMEX	NG			\$3.4590			
Financial	FIXED SWAP		8/1/2013	3786479	DEU#	NYMEX	NG			\$3.4590			
Financial	FIXED SWAP		8/1/2013	3788059	CEH#	NYMEX	NG			\$3.4590			
Financial	FIXED SWAP		8/1/2013	3801719	DEU#	NYMEX	NG			\$3.4590			
Financial	FIXED SWAP		8/1/2013	3804752	CEH#	NYMEX	NG			\$3.4590			
Financial	FIXED SWAP		8/1/2013	3806231	DEU#	NYMEX	NG			\$3.4590			
Financial	FIXED SWAP		8/1/2013	3809824	CEH#	NYMEX	NG			\$3.4590			
Financial	FIXED SWAP		8/1/2013	3394497	JPMC#	IFERC	TRNSZ4			\$3.4500			
Financial	FIXED SWAP		8/1/2013	3608569	DEU#	IFERC	TRNSZ4			\$3.4500			
Financial	FIXED SWAP		8/1/2013	3640050	BPEC	IFERC	TRNSZ4			\$3.4500			
Financial	FIXED SWAP		8/1/2013	3667239	MSCG	IFERC	TRNSZ4			\$3.4500			
Financial	FIXED SWAP		8/1/2013	3681714	CEH#	IFERC	TRNSZ4			\$3.4500			
Financial	FIXED SWAP		8/1/2013	3696847	CEH#	IFERC	TRNSZ4			\$3.4500			
Financial	FIXED SWAP		8/1/2013	3704592	MACO#	IFERC	TRNSZ4			\$3.4500			
Financial	FIXED SWAP		8/1/2013	3743528	DEU#	IFERC	TRNSZ4			\$3.4500			
Financial	FIXED SWAP		8/1/2013	3749648	CEH#	IFERC	TRNSZ4			\$3.4500			
Financial	FIXED SWAP		8/1/2013	3749675	MSCG	IFERC	TRNSZ4			\$3.4500			
Financial	FIXED SWAP		8/1/2013	3751099	CEH#	IFERC	TRNSZ4			\$3.4500			
											21,038,900	80%	



As of December 31, 2013

*Handwritten:* 12/31/13

DEF Gas Hedging Status  
CONFIDENTIAL

Docket No. 140001-EI  
Witness: McClay

*Handwritten:* 2-1-13

Physical/Financial	Instrument	Put/Call	Month	Z Key	Counterparty	Market	Location	Volume	Fixed Price (\$/MMBtu)	IFERC Settlement (\$/MMBtu)	Savings/Cost on Hedging	Actual/Projected Basis	% Hedged
Financial	FIXED FINANCIAL OPTION	CALL	9/1/2013	3272964	BAR#	NYMEX	NG			\$3.5660			
Financial	FIXED FINANCIAL OPTION	PUT	9/1/2013	3272964	BAR#	NYMEX	NG			\$3.5660			
Financial	FIXED FINANCIAL OPTION	CALL	9/1/2013	3329714	CSEL	NYMEX	NG			\$3.5660			
Financial	FIXED FINANCIAL OPTION	PUT	9/1/2013	3329714	CSEL	NYMEX	NG			\$3.5660			
Financial	FIXED FINANCIAL OPTION	CALL	9/1/2013	3369604	JPMC#	NYMEX	NG			\$3.5660			
Financial	FIXED FINANCIAL OPTION	PUT	9/1/2013	3369604	JPMC#	NYMEX	NG			\$3.5660			
Financial	FIXED FINANCIAL OPTION	CALL	9/1/2013	3455156	MSCG	NYMEX	NG			\$3.5660			
Financial	FIXED FINANCIAL OPTION	PUT	9/1/2013	3455156	MSCG	NYMEX	NG			\$3.5660			
Financial	FIXED FINANCIAL OPTION	CALL	9/1/2013	3488189	CSEL	NYMEX	NG			\$3.5660			
Financial	FIXED FINANCIAL OPTION	PUT	9/1/2013	3488189	CSEL	NYMEX	NG			\$3.5660			
Financial	FIXED FINANCIAL OPTION	CALL	9/1/2013	3491475	DEU#	NYMEX	NG			\$3.5660			
Financial	FIXED FINANCIAL OPTION	PUT	9/1/2013	3491475	DEU#	NYMEX	NG			\$3.5660			
Financial	FIXED FINANCIAL OPTION	CALL	9/1/2013	3502043	MSCG	NYMEX	NG			\$3.5660			
Financial	FIXED FINANCIAL OPTION	PUT	9/1/2013	3502043	MSCG	NYMEX	NG			\$3.5660			
Financial	FIXED FINANCIAL OPTION	CALL	9/1/2013	3514721	DEU#	NYMEX	NG			\$3.5660			
Financial	FIXED FINANCIAL OPTION	PUT	9/1/2013	3514721	DEU#	NYMEX	NG			\$3.5660			
Financial	FIXED FINANCIAL OPTION	CALL	9/1/2013	3571194	BAR#	IFERC	TRNSZ4			\$3.5500			
Financial	FIXED FINANCIAL OPTION	PUT	9/1/2013	3571194	BAR#	IFERC	TRNSZ4			\$3.5500			
Financial	FIXED FINANCIAL OPTION	CALL	9/1/2013	3584207	BAR#	IFERC	TRNSZ4			\$3.5500			
Financial	FIXED FINANCIAL OPTION	PUT	9/1/2013	3584207	BAR#	IFERC	TRNSZ4			\$3.5500			
Financial	FIXED FINANCIAL OPTION	CALL	9/1/2013	3623749	BAR#	IFERC	TRNSZ4			\$3.5500			
Financial	FIXED FINANCIAL OPTION	PUT	9/1/2013	3623749	BAR#	IFERC	TRNSZ4			\$3.5500			
Financial	FIXED FINANCIAL OPTION	CALL	9/1/2013	3660093	JPMC#	IFERC	TRNSZ4			\$3.5500			
Financial	FIXED FINANCIAL OPTION	PUT	9/1/2013	3660093	JPMC#	IFERC	TRNSZ4			\$3.5500			
Financial	FIXED SWAP		9/1/2013	2126536	JPMC#	IFERC	HHUB			\$3.5700			
Financial	FIXED SWAP		9/1/2013	2130424	DEU#	IFERC	HHUB			\$3.5700			
Financial	FIXED SWAP		9/1/2013	2140355	DEU#	IFERC	HHUB			\$3.5700			
Financial	FIXED SWAP		9/1/2013	2165087	DEU#	IFERC	HHUB			\$3.5700			
Financial	FIXED SWAP		9/1/2013	2181893	MSCG	IFERC	HHUB			\$3.5700			
Financial	FIXED SWAP		9/1/2013	2194803	MLC	IFERC	HHUB			\$3.5700			
Financial	FIXED SWAP		9/1/2013	2209429	DEU#	IFERC	HHUB			\$3.5700			
Financial	FIXED SWAP		9/1/2013	2220230	MSCG	IFERC	HHUB			\$3.5700			
Financial	FIXED SWAP		9/1/2013	2244158	MSCG	IFERC	HHUB			\$3.5700			
Financial	FIXED SWAP		9/1/2013	2282138	MSCG	IFERC	HHUB			\$3.5700			
Financial	FIXED SWAP		9/1/2013	2287623	CSEL	IFERC	HHUB			\$3.5700			
Financial	FIXED SWAP		9/1/2013	2298919	DEU#	IFERC	HHUB			\$3.5700			
Financial	FIXED SWAP		9/1/2013	2304865	DEU#	IFERC	HHUB			\$3.5700			
Financial	FIXED SWAP		9/1/2013	2334868	CSEL	IFERC	HHUB			\$3.5700			
Financial	FIXED SWAP		9/1/2013	2348617	JPMC#	IFERC	HHUB			\$3.5700			
Financial	FIXED SWAP		9/1/2013	2372728	JPMC#	IFERC	HHUB			\$3.5700			
Financial	FIXED SWAP		9/1/2013	2407834	DEU#	IFERC	HHUB			\$3.5700			
Financial	FIXED SWAP		9/1/2013	2451047	BAR#	IFERC	HHUB			\$3.5700			
Financial	FIXED SWAP		9/1/2013	2469672	CSEL	IFERC	HHUB			\$3.5700			
Financial	FIXED SWAP		9/1/2013	2579404	BAR#	IFERC	HHUB			\$3.5700			
Financial	FIXED SWAP		9/1/2013	3350083	BAR#	IFERC	HHUB			\$3.5700			
Financial	FIXED SWAP		9/1/2013	3353489	CSEL	IFERC	HHUB			\$3.5700			
Financial	FIXED SWAP		9/1/2013	3355374	CSEL	IFERC	HHUB			\$3.5700			
Financial	FIXED SWAP		9/1/2013	3368714	DEU#	IFERC	HHUB			\$3.5700			
Financial	FIXED SWAP		9/1/2013	3372250	BAR#	IFERC	HHUB			\$3.5700			
Financial	FIXED SWAP		9/1/2013	3377908	CITIF	IFERC	HHUB			\$3.5700			
Financial	FIXED SWAP		9/1/2013	3384411	JPMC#	IFERC	HHUB			\$3.5700			
Financial	FIXED SWAP		9/1/2013	3386623	CITIF	IFERC	HHUB			\$3.5700			
Financial	FIXED SWAP		9/1/2013	3458821	BAR#	IFERC	HHUB			\$3.5700			
Financial	FIXED SWAP		9/1/2013	3473255	CITIF	IFERC	HHUB			\$3.5700			



As of December 31, 2013

*Handwritten:* 627, 2/1/14

DEF Gas Hedging Status  
CONFIDENTIAL

Docket No. 140001-EI  
Witness: McClay

*Handwritten:* 2-1-14

Physical/ Financial	Instrument	Put/Call	Month	Z Key	Counterparty	Market	Location	Volume	Fixed Price (\$/MMBtu)	IFERC Settlement (\$/MMBtu)	Savings/Cost on Hedge	Actual/Projected Gains	% Hedged
Financial	FIXED SWAP		9/1/2013	3500334	CITI#	IFERC	MAINLN			\$3.5000			
Financial	FIXED SWAP		9/1/2013	3503792	BAR#	IFERC	MAINLN			\$3.5000			
Financial	FIXED SWAP		9/1/2013	3514210	CSEL	IFERC	MAINLN			\$3.5000			
Financial	FIXED SWAP		9/1/2013	3521387	CITI#	IFERC	MAINLN			\$3.5000			
Financial	FIXED SWAP		9/1/2013	3531931	CITI#	IFERC	MAINLN			\$3.5000			
Financial	FIXED SWAP		9/1/2013	3830735	CSEL	IFERC	MAINLN			\$3.5000			
Financial	FIXED SWAP		9/1/2013	3856033	MACO#	IFERC	MAINLN			\$3.5000			
Financial	FIXED SWAP		9/1/2013	3857448	MACO#	IFERC	MAINLN			\$3.5000			
Financial	FIXED SWAP		9/1/2013	3859788	MACO#	IFERC	MAINLN			\$3.5000			
Financial	FIXED SWAP		9/1/2013	3864911	CITI#	IFERC	MAINLN			\$3.5000			
Financial	FIXED SWAP		9/1/2013	2622818	DEU#	NYMEX	NG			\$3.5660			
Financial	FIXED SWAP		9/1/2013	2655326	DEU#	NYMEX	NG			\$3.5660			
Financial	FIXED SWAP		9/1/2013	3181165	CITI#	NYMEX	NG			\$3.5660			
Financial	FIXED SWAP		9/1/2013	3172601	DEU#	NYMEX	NG			\$3.5660			
Financial	FIXED SWAP		9/1/2013	3203157	CSEL	NYMEX	NG			\$3.5660			
Financial	FIXED SWAP		9/1/2013	3220887	BAR#	NYMEX	NG			\$3.5660			
Financial	FIXED SWAP		9/1/2013	3223673	JPMC#	NYMEX	NG			\$3.5660			
Financial	FIXED SWAP		9/1/2013	3225050	BAR#	NYMEX	NG			\$3.5660			
Financial	FIXED SWAP		9/1/2013	3277233	JPMC#	NYMEX	NG			\$3.5660			
Financial	FIXED SWAP		9/1/2013	3295364	DEU#	NYMEX	NG			\$3.5660			
Financial	FIXED SWAP		9/1/2013	3301241	BAR#	NYMEX	NG			\$3.5660			
Financial	FIXED SWAP		9/1/2013	3309830	CITI#	NYMEX	NG			\$3.5660			
Financial	FIXED SWAP		9/1/2013	3334612	BAR#	NYMEX	NG			\$3.5660			
Financial	FIXED SWAP		9/1/2013	3341174	BAR#	NYMEX	NG			\$3.5660			
Financial	FIXED SWAP		9/1/2013	3347086	BAR#	NYMEX	NG			\$3.5660			
Financial	FIXED SWAP		9/1/2013	3371840	BAR#	NYMEX	NG			\$3.5660			
Financial	FIXED SWAP		9/1/2013	3477380	CITI#	NYMEX	NG			\$3.5660			
Financial	FIXED SWAP		9/1/2013	3490473	CSEL	NYMEX	NG			\$3.5660			
Financial	FIXED SWAP		9/1/2013	3541885	BAR#	NYMEX	NG			\$3.5660			
Financial	FIXED SWAP		9/1/2013	3581797	JPMC#	NYMEX	NG			\$3.5660			
Financial	FIXED SWAP		9/1/2013	3762632	CEH#	NYMEX	NG			\$3.5660			
Financial	FIXED SWAP		9/1/2013	3778394	DEU#	NYMEX	NG			\$3.5660			
Financial	FIXED SWAP		9/1/2013	3780737	CEH#	NYMEX	NG			\$3.5660			
Financial	FIXED SWAP		9/1/2013	3785893	CEH#	NYMEX	NG			\$3.5660			
Financial	FIXED SWAP		9/1/2013	3786480	DEU#	NYMEX	NG			\$3.5660			
Financial	FIXED SWAP		9/1/2013	3788060	CEH#	NYMEX	NG			\$3.5660			
Financial	FIXED SWAP		9/1/2013	3801720	DEU#	NYMEX	NG			\$3.5660			
Financial	FIXED SWAP		9/1/2013	3804753	CEH#	NYMEX	NG			\$3.5660			
Financial	FIXED SWAP		9/1/2013	3806232	DEU#	NYMEX	NG			\$3.5660			
Financial	FIXED SWAP		9/1/2013	3809625	CEH#	NYMEX	NG			\$3.5660			
Financial	FIXED SWAP		9/1/2013	3394498	JPIAC#	IFERC	TRNSZ4			\$3.5500			
Financial	FIXED SWAP		9/1/2013	3608570	DEU#	IFERC	TRNSZ4			\$3.5500			
Financial	FIXED SWAP		9/1/2013	3640051	BPEC	IFERC	TRNSZ4			\$3.5500			
Financial	FIXED SWAP		9/1/2013	3667240	MSCG	IFERC	TRNSZ4			\$3.5500			
Financial	FIXED SWAP		9/1/2013	3681728	CEH#	IFERC	TRNSZ4			\$3.5500			
Financial	FIXED SWAP		9/1/2013	3696848	CEH#	IFERC	TRNSZ4			\$3.5500			
Financial	FIXED SWAP		9/1/2013	3704593	MACO#	IFERC	TRNSZ4			\$3.5500			
Financial	FIXED SWAP		9/1/2013	3743529	DEU#	IFERC	TRNSZ4			\$3.5500			
Financial	FIXED SWAP		9/1/2013	3748849	CEH#	IFERC	TRNSZ4			\$3.5500			
Financial	FIXED SWAP		9/1/2013	3749676	MSCG	IFERC	TRNSZ4			\$3.5500			
Financial	FIXED SWAP		9/1/2013	3751100	CEH#	IFERC	TRNSZ4			\$3.5500			
												18,308,300	67%

As of December 31, 2013

*Handwritten initials and date: 12/31/13*

**DEF Gas Hedging Status  
CONFIDENTIAL**

Docket No. 140001-EI  
Witness: McClay

Physical/Financial	Instrument	Put/Call	Month	Z Key	Counterparty	Market	Location	Volume	Fixed Price (\$/MMBtu)	IFERC Settlement (\$/MMBtu)	Savings/Cost on Hedge	Actual/Projected Basis	% Hedged
Financial	FIXED FINANCIAL OPTION	CALL	10/1/2013	3272985	BAR#	NYMEX	NG			\$3.4980			
Financial	FIXED FINANCIAL OPTION	PUT	10/1/2013	3272985	BAR#	NYMEX	NG			\$3.4980			
Financial	FIXED FINANCIAL OPTION	CALL	10/1/2013	3329715	CSEL	NYMEX	NG			\$3.4980			
Financial	FIXED FINANCIAL OPTION	PUT	10/1/2013	3329715	CSEL	NYMEX	NG			\$3.4980			
Financial	FIXED FINANCIAL OPTION	CALL	10/1/2013	3369605	JPMC#	NYMEX	NG			\$3.4980			
Financial	FIXED FINANCIAL OPTION	PUT	10/1/2013	3369605	JPMC#	NYMEX	NG			\$3.4980			
Financial	FIXED FINANCIAL OPTION	CALL	10/1/2013	3455157	MSCG	NYMEX	NG			\$3.4980			
Financial	FIXED FINANCIAL OPTION	PUT	10/1/2013	3455157	MSCG	NYMEX	NG			\$3.4980			
Financial	FIXED FINANCIAL OPTION	CALL	10/1/2013	3488190	CSEL	NYMEX	NG			\$3.4980			
Financial	FIXED FINANCIAL OPTION	PUT	10/1/2013	3488190	CSEL	NYMEX	NG			\$3.4980			
Financial	FIXED FINANCIAL OPTION	CALL	10/1/2013	3491476	DEU#	NYMEX	NG			\$3.4980			
Financial	FIXED FINANCIAL OPTION	PUT	10/1/2013	3491476	DEU#	NYMEX	NG			\$3.4980			
Financial	FIXED FINANCIAL OPTION	CALL	10/1/2013	3502044	MSCG	NYMEX	NG			\$3.4980			
Financial	FIXED FINANCIAL OPTION	PUT	10/1/2013	3502044	MSCG	NYMEX	NG			\$3.4980			
Financial	FIXED FINANCIAL OPTION	CALL	10/1/2013	3514722	DEU#	NYMEX	NG			\$3.4980			
Financial	FIXED FINANCIAL OPTION	PUT	10/1/2013	3514722	DEU#	NYMEX	NG			\$3.4980			
Financial	FIXED FINANCIAL OPTION	CALL	10/1/2013	3571195	BAR#	IFERC	TRANSZ4			\$3.5000			
Financial	FIXED FINANCIAL OPTION	PUT	10/1/2013	3571195	BAR#	IFERC	TRANSZ4			\$3.5000			
Financial	FIXED FINANCIAL OPTION	CALL	10/1/2013	3584208	BAR#	IFERC	TRANSZ4			\$3.5000			
Financial	FIXED FINANCIAL OPTION	PUT	10/1/2013	3584208	BAR#	IFERC	TRANSZ4			\$3.5000			
Financial	FIXED FINANCIAL OPTION	CALL	10/1/2013	3623750	BAR#	IFERC	TRANSZ4			\$3.5000			
Financial	FIXED FINANCIAL OPTION	PUT	10/1/2013	3623750	BAR#	IFERC	TRANSZ4			\$3.5000			
Financial	FIXED FINANCIAL OPTION	CALL	10/1/2013	3660094	JPMC#	IFERC	TRANSZ4			\$3.5000			
Financial	FIXED FINANCIAL OPTION	PUT	10/1/2013	3660094	JPMC#	IFERC	TRANSZ4			\$3.5000			
Financial	FIXED SWAP		10/1/2013	2126537	JPMC#	IFERC	HHUB			\$3.5000			
Financial	FIXED SWAP		10/1/2013	2130427	DEU#	IFERC	HHUB			\$3.5000			
Financial	FIXED SWAP		10/1/2013	2140358	DEU#	IFERC	HHUB			\$3.5000			
Financial	FIXED SWAP		10/1/2013	2165088	DEU#	IFERC	HHUB			\$3.5000			
Financial	FIXED SWAP		10/1/2013	2181896	MSCG	IFERC	HHUB			\$3.5000			
Financial	FIXED SWAP		10/1/2013	2194804	MLC	IFERC	HHUB			\$3.5000			
Financial	FIXED SWAP		10/1/2013	2209430	DEU#	IFERC	HHUB			\$3.5000			
Financial	FIXED SWAP		10/1/2013	2220231	MSCG	IFERC	HHUB			\$3.5000			
Financial	FIXED SWAP		10/1/2013	2244159	MSCG	IFERC	HHUB			\$3.5000			
Financial	FIXED SWAP		10/1/2013	2262139	MSCG	IFERC	HHUB			\$3.5000			
Financial	FIXED SWAP		10/1/2013	2287624	CSEL	IFERC	HHUB			\$3.5000			
Financial	FIXED SWAP		10/1/2013	2296920	DEU#	IFERC	HHUB			\$3.5000			
Financial	FIXED SWAP		10/1/2013	2304866	DEU#	IFERC	HHUB			\$3.5000			
Financial	FIXED SWAP		10/1/2013	2334869	CSEL	IFERC	HHUB			\$3.5000			
Financial	FIXED SWAP		10/1/2013	2348618	JPMC#	IFERC	HHUB			\$3.5000			
Financial	FIXED SWAP		10/1/2013	2372729	JPMC#	IFERC	HHUB			\$3.5000			
Financial	FIXED SWAP		10/1/2013	2407835	DEU#	IFERC	HHUB			\$3.5000			
Financial	FIXED SWAP		10/1/2013	2451048	BAR#	IFERC	HHUB			\$3.5000			
Financial	FIXED SWAP		10/1/2013	2489677	CSEL	IFERC	HHUB			\$3.5000			
Financial	FIXED SWAP		10/1/2013	2579405	BAR#	IFERC	HHUB			\$3.5000			
Financial	FIXED SWAP		10/1/2013	3500335	CITI#	IFERC	MAINLN			\$3.4500			
Financial	FIXED SWAP		10/1/2013	3503793	BAR#	IFERC	MAINLN			\$3.4500			
Financial	FIXED SWAP		10/1/2013	3514211	CSEL	IFERC	MAINLN			\$3.4500			
Financial	FIXED SWAP		10/1/2013	3521388	CITI#	IFERC	MAINLN			\$3.4500			
Financial	FIXED SWAP		10/1/2013	3531932	CITI#	IFERC	MAINLN			\$3.4500			
Financial	FIXED SWAP		10/1/2013	2622820	DEU#	NYMEX	NG			\$3.4980			
Financial	FIXED SWAP		10/1/2013	2655327	DEU#	NYMEX	NG			\$3.4980			
Financial	FIXED SWAP		10/1/2013	3161166	CITI#	NYMEX	NG			\$3.4980			
Financial	FIXED SWAP		10/1/2013	3172602	DEU#	NYMEX	NG			\$3.4980			
Financial	FIXED SWAP		10/1/2013	3203158	CSEL	NYMEX	NG			\$3.4980			

*Handwritten vertical text: 2-1-13*



As of December 31, 2013

*Handwritten initials/signature*

DEF Gas Hedging Status  
CONFIDENTIAL

Docket No. 140001-EI  
Witness: McClay

Physical/ Financial	Instrument	Put/Call	Month	Z Key	Counterparty	Market	Location	Volume	Fixed Price (\$/MMBtu)	IFERC Settlement (\$/MMBtu)	Savings/Cost on Hedge	Actual/Projected Burns	% Hedged
Financial	FIXED SWAP		10/1/2013	3220888	BAR#	NYMEX	NG			\$3.4980			
Financial	FIXED SWAP		10/1/2013	3223674	JPMC#	NYMEX	NG			\$3.4980			
Financial	FIXED SWAP		10/1/2013	3225051	BAR#	NYMEX	NG			\$3.4980			
Financial	FIXED SWAP		10/1/2013	3277234	JPMC#	NYMEX	NG			\$3.4980			
Financial	FIXED SWAP		10/1/2013	3295365	DEU#	NYMEX	NG			\$3.4980			
Financial	FIXED SWAP		10/1/2013	3301242	BAR#	NYMEX	NG			\$3.4980			
Financial	FIXED SWAP		10/1/2013	3309831	CIT#	NYMEX	NG			\$3.4980			
Financial	FIXED SWAP		10/1/2013	3334613	BAR#	NYMEX	NG			\$3.4980			
Financial	FIXED SWAP		10/1/2013	3341175	BAR#	NYMEX	NG			\$3.4980			
Financial	FIXED SWAP		10/1/2013	3347067	BAR#	NYMEX	NG			\$3.4980			
Financial	FIXED SWAP		10/1/2013	3371641	BAR#	NYMEX	NG			\$3.4980			
Financial	FIXED SWAP		10/1/2013	3477381	CIT#	NYMEX	NG			\$3.4980			
Financial	FIXED SWAP		10/1/2013	3490474	CSEL	NYMEX	NG			\$3.4980			
Financial	FIXED SWAP		10/1/2013	3541880	BAR#	NYMEX	NG			\$3.4980			
Financial	FIXED SWAP		10/1/2013	3581798	JPMC#	NYMEX	NG			\$3.4980			
Financial	FIXED SWAP		10/1/2013	3762633	CEH#	NYMEX	NG			\$3.4980			
Financial	FIXED SWAP		10/1/2013	3778395	DEU#	NYMEX	NG			\$3.4980			
Financial	FIXED SWAP		10/1/2013	3780738	CEH#	NYMEX	NG			\$3.4980			
Financial	FIXED SWAP		10/1/2013	3785894	CEH#	NYMEX	NG			\$3.4980			
Financial	FIXED SWAP		10/1/2013	3786489	DEU#	NYMEX	NG			\$3.4980			
Financial	FIXED SWAP		10/1/2013	3788061	CEH#	NYMEX	NG			\$3.4980			
Financial	FIXED SWAP		10/1/2013	3801721	DEU#	NYMEX	NG			\$3.4980			
Financial	FIXED SWAP		10/1/2013	3804754	CEH#	NYMEX	NG			\$3.4980			
Financial	FIXED SWAP		10/1/2013	3806213	DEU#	NYMEX	NG			\$3.4980			
Financial	FIXED SWAP		10/1/2013	3809626	CEH#	NYMEX	NG			\$3.4980			
Financial	FIXED SWAP		10/1/2013	3394499	JPMC#	IFERC	TRNSZ4			\$3.5000			
Financial	FIXED SWAP		10/1/2013	3608571	DEU#	IFERC	TRNSZ4			\$3.5000			
Financial	FIXED SWAP		10/1/2013	3640052	BPEC	IFERC	TRNSZ4			\$3.5000			
Financial	FIXED SWAP		10/1/2013	3667241	MSCG	IFERC	TRNSZ4			\$3.5000			
Financial	FIXED SWAP		10/1/2013	3681729	CEH#	IFERC	TRNSZ4			\$3.5000			
Financial	FIXED SWAP		10/1/2013	3696849	CEH#	IFERC	TRNSZ4			\$3.5000			
Financial	FIXED SWAP		10/1/2013	3704594	MACQ#	IFERC	TRNSZ4			\$3.5000			
Financial	FIXED SWAP		10/1/2013	3743530	DEU#	IFERC	TRNSZ4			\$3.5000			
Financial	FIXED SWAP		10/1/2013	3749650	CEH#	IFERC	TRNSZ4			\$3.5000			
Financial	FIXED SWAP		10/1/2013	3749677	MSCG	IFERC	TRNSZ4			\$3.5000			
Financial	FIXED SWAP		10/1/2013	3751101	CEH#	IFERC	TRNSZ4			\$3.5000			
												16,634,900	62%

2-1-12-20

As of December 31, 2013

*Handwritten initials/signature*

DEF Gas Hedging Status  
CONFIDENTIAL

Docket No. 140001-EI

Witness: McClay

Physical/ Financial	Instrument	Put/Call	Month	Z Key	Counterparty	Market	Location	Volume	Fixed Price (\$/MMBtu)	IFERC Settlement (\$/MMBtu)	Savings/Cost on Hedge	Actual/Projected Burns	% Hedged
Financial	FIXED FINANCIAL OPTION	CALL	11/1/2013	3272966	BAR#	NYMEX	NG			\$3.4970			
Financial	FIXED FINANCIAL OPTION	PUT	11/1/2013	3272966	BAR#	NYMEX	NG			\$3.4970			
Financial	FIXED FINANCIAL OPTION	CALL	11/1/2013	3329716	CSEL	NYMEX	NG			\$3.4970			
Financial	FIXED FINANCIAL OPTION	PUT	11/1/2013	3329716	CSEL	NYMEX	NG			\$3.4970			
Financial	FIXED FINANCIAL OPTION	CALL	11/1/2013	3369606	JPMC#	NYMEX	NG			\$3.4970			
Financial	FIXED FINANCIAL OPTION	PUT	11/1/2013	3369606	JPMC#	NYMEX	NG			\$3.4970			
Financial	FIXED FINANCIAL OPTION	CALL	11/1/2013	3455158	MSCG	NYMEX	NG			\$3.4970			
Financial	FIXED FINANCIAL OPTION	PUT	11/1/2013	3455158	MSCG	NYMEX	NG			\$3.4970			
Financial	FIXED FINANCIAL OPTION	CALL	11/1/2013	3488191	CSEL	NYMEX	NG			\$3.4970			
Financial	FIXED FINANCIAL OPTION	PUT	11/1/2013	3488191	CSEL	NYMEX	NG			\$3.4970			
Financial	FIXED FINANCIAL OPTION	CALL	11/1/2013	3491477	DEU#	NYMEX	NG			\$3.4970			
Financial	FIXED FINANCIAL OPTION	PUT	11/1/2013	3491477	DEU#	NYMEX	NG			\$3.4970			
Financial	FIXED FINANCIAL OPTION	CALL	11/1/2013	3502045	MSCG	NYMEX	NG			\$3.4970			
Financial	FIXED FINANCIAL OPTION	PUT	11/1/2013	3502045	MSCG	NYMEX	NG			\$3.4970			
Financial	FIXED FINANCIAL OPTION	CALL	11/1/2013	3514723	DEU#	NYMEX	NG			\$3.4970			
Financial	FIXED FINANCIAL OPTION	PUT	11/1/2013	3514723	DEU#	NYMEX	NG			\$3.4970			
Financial	FIXED FINANCIAL OPTION	CALL	11/1/2013	3571196	BAR#	IFERC	TRNSZ4			\$3.5000			
Financial	FIXED FINANCIAL OPTION	PUT	11/1/2013	3571196	BAR#	IFERC	TRNSZ4			\$3.5000			
Financial	FIXED SWAP		11/1/2013	2209431	DEU#	IFERC	HHUB			\$3.4900			
Financial	FIXED SWAP		11/1/2013	2244160	MSCG	IFERC	HHUB			\$3.4900			
Financial	FIXED SWAP		11/1/2013	2262140	MSCG	IFERC	HHUB			\$3.4900			
Financial	FIXED SWAP		11/1/2013	2348619	JPMC#	IFERC	HHUB			\$3.4900			
Financial	FIXED SWAP		11/1/2013	2372730	JPMC#	IFERC	HHUB			\$3.4900			
Financial	FIXED SWAP		11/1/2013	3350084	MSCG	IFERC	HHUB			\$3.4900			
Financial	FIXED SWAP		11/1/2013	3354102	DEU#	IFERC	HHUB			\$3.4900			
Financial	FIXED SWAP		11/1/2013	3355375	BAR#	IFERC	HHUB			\$3.4900			
Financial	FIXED SWAP		11/1/2013	3370117	JPMC#	IFERC	HHUB			\$3.4900			
Financial	FIXED SWAP		11/1/2013	3371642	CSEL	IFERC	HHUB			\$3.4900			
Financial	FIXED SWAP		11/1/2013	3372251	JPMC#	IFERC	HHUB			\$3.4900			
Financial	FIXED SWAP		11/1/2013	3378586	MSCG	IFERC	HHUB			\$3.4900			
Financial	FIXED SWAP		11/1/2013	3386629	BAR#	IFERC	MAINLN			\$3.4600			
Financial	FIXED SWAP		11/1/2013	3458328	CSEL	IFERC	MAINLN			\$3.4600			
Financial	FIXED SWAP		11/1/2013	3461636	BAR#	IFERC	MAINLN			\$3.4600			
Financial	FIXED SWAP		11/1/2013	3473268	BAR#	IFERC	MAINLN			\$3.4600			
Financial	FIXED SWAP		11/1/2013	3478026	CITI#	IFERC	MAINLN			\$3.4600			
Financial	FIXED SWAP		11/1/2013	3491022	CSEL	IFERC	MAINLN			\$3.4600			
Financial	FIXED SWAP		11/1/2013	3523051	BAR#	IFERC	MAINLN			\$3.4600			
Financial	FIXED SWAP		11/1/2013	3605382	BAR#	IFERC	MAINLN			\$3.4600			
Financial	FIXED SWAP		11/1/2013	3609020	BAR#	IFERC	MAINLN			\$3.4600			
Financial	FIXED SWAP		11/1/2013	3638123	JPMC#	IFERC	MAINLN			\$3.4600			
Financial	FIXED SWAP		11/1/2013	3681866	CEH#	IFERC	MAINLN			\$3.4600			
Financial	FIXED SWAP		11/1/2013	3681980	CSEL	IFERC	MAINLN			\$3.4600			
Financial	FIXED SWAP		11/1/2013	3699718	CEH#	IFERC	MAINLN			\$3.4600			
Financial	FIXED SWAP		11/1/2013	3749551	MSCG	IFERC	MAINLN			\$3.4600			
Financial	FIXED SWAP		11/1/2013	3758099	BOM#	IFERC	MAINLN			\$3.4600			
Financial	FIXED SWAP		11/1/2013	3762834	MACC#	IFERC	MAINLN			\$3.4600			
Financial	FIXED SWAP		11/1/2013	3767486	CEH#	IFERC	MAINLN			\$3.4600			
Financial	FIXED SWAP		11/1/2013	3778415	MACC#	IFERC	MAINLN			\$3.4600			
Financial	FIXED SWAP		11/1/2013	3786532	CITI#	IFERC	MAINLN			\$3.4600			
Financial	FIXED SWAP		11/1/2013	3788062	MACC#	IFERC	MAINLN			\$3.4600			
Financial	FIXED SWAP		11/1/2013	3804135	CEH#	IFERC	MAINLN			\$3.4600			
Financial	FIXED SWAP		11/1/2013	3806256	CEH#	IFERC	MAINLN			\$3.4600			
Financial	FIXED SWAP		11/1/2013	3810187	CITI#	IFERC	MAINLN			\$3.4600			
Financial	FIXED SWAP		11/1/2013	3819267	MACC#	IFERC	MAINLN			\$3.4600			

2-1-201

As of December 31, 2013

*W/S 03*  
*41/B*

**DEF Gas Hedging Status**  
**CONFIDENTIAL**

Docket No. 140001-EI  
Witness: McClay

Physical/ Financial	Instrument	Put/Call	Month	Z Key	Counterparty	Market	Location	Volume	Fixed Price (\$/MMBtu)	IFERC Settlement (\$/MMBtu)	Savings/Cost on Hedge	Actual/Projected Basis	% Hedged
Financial	FIXED SWAP		11/1/2013	3859900	CSEL	IFERC	MAINLN			\$3.4600			
Financial	FIXED SWAP		11/1/2013	4071983	MLC	IFERC	MAINLN			\$3.4600			
Financial	FIXED SWAP		11/1/2013	3321941	JPMC#	NYMEX	NG			\$3.4970			
Financial	FIXED SWAP		11/1/2013	3330352	CIT#	NYMEX	NG			\$3.4970			
Financial	FIXED SWAP		11/1/2013	3334623	DEU#	NYMEX	NG			\$3.4970			
Financial	FIXED SWAP		11/1/2013	3347576	MSCG	NYMEX	NG			\$3.4970			
												13,699,000	53%

*2-1 P. 2.2*

REDACTED



As of December 31, 2013

*Handwritten initials and date:*  
 12/31/13  
 HA  
 5/14

DEF Gas Hedging Status  
 CONFIDENTIAL

Docket No. 140001-EI  
 Witness: McClay

*Handwritten vertical text:*  
 2-1 P. 23

Physical/ Financial	Instrument	Put/Call	Month	Z Key	Counterparty	Market	Location	Volume	Fixed Price (\$/MMBtu)	IFERC Settlement (\$/MMBtu)	Savings/Cost on Hedge	Actual/Projected Barrel	% Hedged
Financial	FIXED FINANCIAL OPTION	CALL	12/1/2013	3272987	BAR#	NYMEX	NG			\$3.8180			
Financial	FIXED FINANCIAL OPTION	PUT	12/1/2013	3272987	BAR#	NYMEX	NG			\$3.8180			
Financial	FIXED FINANCIAL OPTION	CALL	12/1/2013	3329717	CSEL	NYMEX	NG			\$3.8180			
Financial	FIXED FINANCIAL OPTION	PUT	12/1/2013	3329717	CSEL	NYMEX	NG			\$3.8180			
Financial	FIXED FINANCIAL OPTION	CALL	12/1/2013	3369607	JPMC#	NYMEX	NG			\$3.8180			
Financial	FIXED FINANCIAL OPTION	PUT	12/1/2013	3369607	JPMC#	NYMEX	NG			\$3.8180			
Financial	FIXED FINANCIAL OPTION	CALL	12/1/2013	3455159	MSCG	NYMEX	NG			\$3.8180			
Financial	FIXED FINANCIAL OPTION	PUT	12/1/2013	3455159	MSCG	NYMEX	NG			\$3.8180			
Financial	FIXED FINANCIAL OPTION	CALL	12/1/2013	3488192	CSEL	NYMEX	NG			\$3.8180			
Financial	FIXED FINANCIAL OPTION	PUT	12/1/2013	3488192	CSEL	NYMEX	NG			\$3.8180			
Financial	FIXED FINANCIAL OPTION	CALL	12/1/2013	3491486	DEU#	NYMEX	NG			\$3.8180			
Financial	FIXED FINANCIAL OPTION	PUT	12/1/2013	3491486	DEU#	NYMEX	NG			\$3.8180			
Financial	FIXED FINANCIAL OPTION	CALL	12/1/2013	3502046	MSCG	NYMEX	NG			\$3.8180			
Financial	FIXED FINANCIAL OPTION	PUT	12/1/2013	3502046	MSCG	NYMEX	NG			\$3.8180			
Financial	FIXED FINANCIAL OPTION	CALL	12/1/2013	3514724	DEU#	NYMEX	NG			\$3.8180			
Financial	FIXED FINANCIAL OPTION	PUT	12/1/2013	3514724	DEU#	NYMEX	NG			\$3.8180			
Financial	FIXED FINANCIAL OPTION	CALL	12/1/2013	3571197	BAR#	IFERC	TRNS24			\$3.8000			
Financial	FIXED FINANCIAL OPTION	PUT	12/1/2013	3571197	BAR#	IFERC	TRNS24			\$3.8000			
Financial	FIXED SWAP		12/1/2013	2209432	DEU#	IFERC	HHUB			\$3.8200			
Financial	FIXED SWAP		12/1/2013	2244161	MSCG	IFERC	HHUB			\$3.8200			
Financial	FIXED SWAP		12/1/2013	2262141	MSCG	IFERC	HHUB			\$3.8200			
Financial	FIXED SWAP		12/1/2013	2348620	JPMC#	IFERC	HHUB			\$3.8200			
Financial	FIXED SWAP		12/1/2013	2372731	JPMC#	IFERC	HHUB			\$3.8200			
Financial	FIXED SWAP		12/1/2013	3350087	MSCG	IFERC	HHUB			\$3.8200			
Financial	FIXED SWAP		12/1/2013	3354103	DEU#	IFERC	HHUB			\$3.8200			
Financial	FIXED SWAP		12/1/2013	3355376	BAR#	IFERC	HHUB			\$3.8200			
Financial	FIXED SWAP		12/1/2013	3370120	JPMC#	IFERC	HHUB			\$3.8200			
Financial	FIXED SWAP		12/1/2013	3371643	CSEL	IFERC	HHUB			\$3.8200			
Financial	FIXED SWAP		12/1/2013	3372252	JPMC#	IFERC	HHUB			\$3.8200			
Financial	FIXED SWAP		12/1/2013	3378587	MSCG	IFERC	HHUB			\$3.8200			
Financial	FIXED SWAP		12/1/2013	3386630	BAR#	IFERC	MAINLN			\$3.7400			
Financial	FIXED SWAP		12/1/2013	3458329	CSEL	IFERC	MAINLN			\$3.7400			
Financial	FIXED SWAP		12/1/2013	3461637	BAR#	IFERC	MAINLN			\$3.7400			
Financial	FIXED SWAP		12/1/2013	3473269	BAR#	IFERC	MAINLN			\$3.7400			
Financial	FIXED SWAP		12/1/2013	3478027	CITI#	IFERC	MAINLN			\$3.7400			
Financial	FIXED SWAP		12/1/2013	3491023	CSEL	IFERC	MAINLN			\$3.7400			
Financial	FIXED SWAP		12/1/2013	3523052	BAR#	IFERC	MAINLN			\$3.7400			
Financial	FIXED SWAP		12/1/2013	3605383	BAR#	IFERC	MAINLN			\$3.7400			
Financial	FIXED SWAP		12/1/2013	3609021	BAR#	IFERC	MAINLN			\$3.7400			
Financial	FIXED SWAP		12/1/2013	3638124	JPMC#	IFERC	MAINLN			\$3.7400			
Financial	FIXED SWAP		12/1/2013	3661871	CEH#	IFERC	MAINLN			\$3.7400			
Financial	FIXED SWAP		12/1/2013	3681981	CSEL	IFERC	MAINLN			\$3.7400			
Financial	FIXED SWAP		12/1/2013	3699719	CEH#	IFERC	MAINLN			\$3.7400			
Financial	FIXED SWAP		12/1/2013	3749652	MSCG	IFERC	MAINLN			\$3.7400			
Financial	FIXED SWAP		12/1/2013	3758100	BOM#	IFERC	MAINLN			\$3.7400			
Financial	FIXED SWAP		12/1/2013	3762635	MACC#	IFERC	MAINLN			\$3.7400			
Financial	FIXED SWAP		12/1/2013	3767487	CEH#	IFERC	MAINLN			\$3.7400			
Financial	FIXED SWAP		12/1/2013	3778418	MACC#	IFERC	MAINLN			\$3.7400			
Financial	FIXED SWAP		12/1/2013	3786533	CITI#	IFERC	MAINLN			\$3.7400			
Financial	FIXED SWAP		12/1/2013	3788063	MACC#	IFERC	MAINLN			\$3.7400			
Financial	FIXED SWAP		12/1/2013	3804136	CEH#	IFERC	MAINLN			\$3.7400			
Financial	FIXED SWAP		12/1/2013	3806257	CEH#	IFERC	MAINLN			\$3.7400			
Financial	FIXED SWAP		12/1/2013	3810168	CITI#	IFERC	MAINLN			\$3.7400			
Financial	FIXED SWAP		12/1/2013	3819268	MACC#	IFERC	MAINLN			\$3.7400			

As of December 31, 2013

*Handwritten initials and numbers: 12/31/13*

**DEF Gas Hedging Status  
CONFIDENTIAL**

Docket No. 140001-E1  
Witness: McClay

Physical/ Financial	Instrument	FU/Call	Month	Z Key	Counterparty	Market	Location	Volume	Fixed Price (\$/MMBtu)	IF/UC Settlement (\$/MMBtu)	Savings/Cost on Hedge	Actual/Projected Btu's	% Hedged
Financial	FIXED SWAP		12/1/2013	3859901	CSEL	IFERC	MAINLN			\$3.7400			
Financial	FIXED SWAP		12/1/2013	4071984	MLC	IFERC	MAINLN			\$3.7400			
Financial	FIXED SWAP		12/1/2013	3321942	JPMC#	NYMEX	NG			\$3.8180			
Financial	FIXED SWAP		12/1/2013	3330353	CIT#	NYMEX	NG			\$3.8180			
Financial	FIXED SWAP		12/1/2013	3334624	DEU#	NYMEX	NG			\$3.8180			
Financial	FIXED SWAP		12/1/2013	3347577	MSCG	NYMEX	NG			\$3.8180			
												18,238,200	48%

*Handwritten vertical text: 2-17.24*

REDACTED

As of July 31, 2014

DEF Gas Hedging Status

CONFIDENTIAL

Physical/Financial	Instrument	Put/Call	Month	Z Key	Counterparty	Market	Location	Volume	Fixed Price (\$/MMBtu)	IFERC Settlement (\$/MMBtu)	Savings/Cost on Hedge	Actual/Projected Burns	% Hedged
Financial	FIXED FINANCIAL OPTION	CALL	1/1/2014	3513801	BAR#	NYMEX	NG			\$4.4070			
Financial	FIXED FINANCIAL OPTION	PUT	1/1/2014	3513801	BAR#	NYMEX	NG			\$4.4070			
Financial	FIXED FINANCIAL OPTION	CALL	1/1/2014	3523371	MSCG	NYMEX	NG			\$4.4070			
Financial	FIXED FINANCIAL OPTION	PUT	1/1/2014	3523371	MSCG	NYMEX	NG			\$4.4070			
Financial	FIXED FINANCIAL OPTION	CALL	1/1/2014	3533848	CSEL	NYMEX	NG			\$4.4070			
Financial	FIXED FINANCIAL OPTION	PUT	1/1/2014	3533848	CSEL	NYMEX	NG			\$4.4070			
Financial	FIXED FINANCIAL OPTION	CALL	1/1/2014	3538877	CITI#	NYMEX	NG			\$4.4070			
Financial	FIXED FINANCIAL OPTION	PUT	1/1/2014	3538877	CITI#	NYMEX	NG			\$4.4070			
Financial	FIXED FINANCIAL OPTION	CALL	1/1/2014	3551068	BAR#	IFERC	TRNSZ4			\$4.4100			
Financial	FIXED FINANCIAL OPTION	PUT	1/1/2014	3551068	BAR#	IFERC	TRNSZ4			\$4.4100			
Financial	FIXED FINANCIAL OPTION	CALL	1/1/2014	3581780	JPMC#	IFERC	TRNSZ4			\$4.4100			
Financial	FIXED FINANCIAL OPTION	PUT	1/1/2014	3581780	JPMC#	IFERC	TRNSZ4			\$4.4100			
Financial	FIXED FINANCIAL OPTION	CALL	1/1/2014	3584189	JPMC#	IFERC	TRNSZ4			\$4.4100			
Financial	FIXED FINANCIAL OPTION	PUT	1/1/2014	3584189	JPMC#	IFERC	TRNSZ4			\$4.4100			
Financial	FIXED FINANCIAL OPTION	CALL	1/1/2014	3586962	CSEL	IFERC	TRNSZ4			\$4.4100			
Financial	FIXED FINANCIAL OPTION	PUT	1/1/2014	3586962	CSEL	IFERC	TRNSZ4			\$4.4100			
Financial	FIXED FINANCIAL OPTION	CALL	1/1/2014	3601614	MSCG	IFERC	TRNSZ4			\$4.4100			
Financial	FIXED FINANCIAL OPTION	PUT	1/1/2014	3601614	MSCG	IFERC	TRNSZ4			\$4.4100			
Financial	FIXED FINANCIAL OPTION	CALL	1/1/2014	3608548	JPMC#	IFERC	TRNSZ4			\$4.4100			
Financial	FIXED FINANCIAL OPTION	PUT	1/1/2014	3608548	JPMC#	IFERC	TRNSZ4			\$4.4100			
Financial	FIXED FINANCIAL OPTION	CALL	1/1/2014	3623722	JPMC#	IFERC	TRNSZ4			\$4.4100			
Financial	FIXED FINANCIAL OPTION	PUT	1/1/2014	3623722	JPMC#	IFERC	TRNSZ4			\$4.4100			
Financial	FIXED FINANCIAL OPTION	CALL	1/1/2014	3639220	MSCG	IFERC	TRNSZ4			\$4.4100			
Financial	FIXED FINANCIAL OPTION	PUT	1/1/2014	3639220	MSCG	IFERC	TRNSZ4			\$4.4100			
Financial	FIXED FINANCIAL OPTION	CALL	1/1/2014	3656825	BAR#	IFERC	TRNSZ4			\$4.4100			
Financial	FIXED FINANCIAL OPTION	PUT	1/1/2014	3656825	BAR#	IFERC	TRNSZ4			\$4.4100			
Financial	FIXED FINANCIAL OPTION	CALL	1/1/2014	3678444	JPMC#	IFERC	TRNSZ4			\$4.4100			
Financial	FIXED FINANCIAL OPTION	PUT	1/1/2014	3678444	JPMC#	IFERC	TRNSZ4			\$4.4100			
Financial	FIXED FINANCIAL OPTION	CALL	1/1/2014	3738706	CITI#	IFERC	TRNSZ4			\$4.4100			
Financial	FIXED FINANCIAL OPTION	PUT	1/1/2014	3738706	CITI#	IFERC	TRNSZ4			\$4.4100			
Financial	FIXED SWAP		1/1/2013	2209433	MLC	IFERC	HHUB			\$4.4100			
Financial	FIXED SWAP		1/1/2013	2244182	MSCG	IFERC	HHUB			\$4.4100			
Financial	FIXED SWAP		1/1/2013	2282173	MSCG	IFERC	HHUB			\$4.4100			
Financial	FIXED SWAP		1/1/2013	2348625	JPMC#	IFERC	HHUB			\$4.4100			
Financial	FIXED SWAP		1/1/2013	2372732	BAR#	IFERC	HHUB			\$4.4100			
Financial	FIXED SWAP		1/1/2013	3321943	JPMC#	NYMEX	NG			\$4.4070			
Financial	FIXED SWAP		1/1/2013	3330354	CITI#	NYMEX	NG			\$4.4070			
Financial	FIXED SWAP		1/1/2013	3334625	DEU#	NYMEX	NG			\$4.4070			
Financial	FIXED SWAP		1/1/2013	3347578	MSCG	NYMEX	NG			\$4.4070			
Financial	FIXED SWAP		1/1/2013	3350088	MSCG	IFERC	HHUB			\$4.4100			
Financial	FIXED SWAP		1/1/2013	3354106	DEU#	IFERC	HHUB			\$4.4100			
Financial	FIXED SWAP		1/1/2013	3355377	BAR#	IFERC	HHUB			\$4.4100			
Financial	FIXED SWAP		1/1/2013	3370121	JPMC#	IFERC	HHUB			\$4.4100			
Financial	FIXED SWAP		1/1/2013	3371644	CSEL	IFERC	HHUB			\$4.4100			
Financial	FIXED SWAP		1/1/2013	3372253	JPMC#	IFERC	HHUB			\$4.4100			
Financial	FIXED SWAP		1/1/2013	3378588	MSCG	IFERC	HHUB			\$4.4100			
Financial	FIXED SWAP		1/1/2013	3386831	BAR#	IFERC	MAINLN			\$4.3400			
Financial	FIXED SWAP		1/1/2013	3458330	CSEL	IFERC	MAINLN			\$4.3400			
Financial	FIXED SWAP		1/1/2013	3461838	BAR#	IFERC	MAINLN			\$4.3400			
Financial	FIXED SWAP		1/1/2013	3473270	BAR#	IFERC	MAINLN			\$4.3400			
Financial	FIXED SWAP		1/1/2013	3478030	CITI#	IFERC	MAINLN			\$4.3400			
Financial	FIXED SWAP		1/1/2013	3491024	CSEL	IFERC	MAINLN			\$4.3400			
Financial	FIXED SWAP		1/1/2013	3523053	BAR#	IFERC	MAINLN			\$4.3400			
Financial	FIXED SWAP		1/1/2013	3605384	BAR#	IFERC	MAINLN			\$4.3400			
Financial	FIXED SWAP		1/1/2013	3609022	BAR#	IFERC	MAINLN			\$4.3400			

2-17-15



As of July 31, 2014

*Handwritten scribbles and numbers at the top left of the page.*

DEF Gas Hedging Status

CONFIDENTIAL

Physical/ Financial	Instrument	Pay/Call	Maturity	Z Key	Counterparty	Market	Location	Volume	Fixed Price (\$/MMBtu)	IFERC Settlement (\$/MMBtu)	Savings/Cost on Hedge	Actual/Projected Basis	% Hedged
Financial	FIXED SWAP		1/1/2013	3636125	JPMC*	IFERC	MAINLN			\$4.3400			
Financial	FIXED SWAP		1/1/2013	3661872	CEH*	IFERC	MAINLN			\$4.3400			
Financial	FIXED SWAP		1/1/2013	3681982	CSEL	IFERC	MAINLN			\$4.3400			
Financial	FIXED SWAP		1/1/2013	3699720	CEH*	IFERC	MAINLN			\$4.3400			
Financial	FIXED SWAP		1/1/2013	3749653	MSCG	IFERC	MAINLN			\$4.3400			
Financial	FIXED SWAP		1/1/2013	3758101	BOI**	IFERC	MAINLN			\$4.3400			
Financial	FIXED SWAP		1/1/2013	3762636	MACO*	IFERC	MAINLN			\$4.3400			
Financial	FIXED SWAP		1/1/2013	3767488	CEH*	IFERC	MAINLN			\$4.3400			
Financial	FIXED SWAP		1/1/2013	3778417	MACC*	IFERC	MAINLN			\$4.3400			
Financial	FIXED SWAP		1/1/2013	3786534	CITI*	IFERC	MAINLN			\$4.3400			
Financial	FIXED SWAP		1/1/2013	3788064	MACC*	IFERC	MAINLN			\$4.3400			
Financial	FIXED SWAP		1/1/2013	3804137	CEH*	IFERC	MAINLN			\$4.3400			
Financial	FIXED SWAP		1/1/2013	3806258	CEH*	IFERC	MAINLN			\$4.3400			
Financial	FIXED SWAP		1/1/2013	3810169	CITI*	IFERC	MAINLN			\$4.3400			
Financial	FIXED SWAP		1/1/2013	3819269	MACC*	IFERC	MAINLN			\$4.3400			
Financial	FIXED SWAP		1/1/2013	3859902	CSEL	IFERC	MAINLN			\$4.3400			
Financial	FIXED SWAP		1/1/2013	4071985	MLC	IFERC	MAINLN			\$4.3400			
											16,472,700	51%	

*Handwritten number 9-1026 on the right margin.*

Duke Energy Financial, Inc. 2014 Hedging Audit.





As of July 31, 2014

DEF Gas Hedging Status

CONFIDENTIAL

Physical/ Financial	Instrument	Pu/Call	Month	Z Key	Counterparty	Market	Location	Volume	Fixed Price (\$/MMBtu)	IFERC Settlement (\$/MMBtu)	Savings/Cost on Hedge	Actual/Projected Burns	% Hedged
Financial	FIXED FINANCIAL OPTION	CALL	2/1/2014	3513802	BAR#	NYMEX	NG			\$5.5570			
Financial	FIXED FINANCIAL OPTION	PUT	2/1/2014	3513802	BAR#	NYMEX	NG			\$5.5570			
Financial	FIXED FINANCIAL OPTION	CALL	2/1/2014	3523372	MSCG	NYMEX	NG			\$5.5570			
Financial	FIXED FINANCIAL OPTION	PUT	2/1/2014	3523372	MSCG	NYMEX	NG			\$5.5570			
Financial	FIXED FINANCIAL OPTION	CALL	2/1/2014	3533847	CSEL	NYMEX	NG			\$5.5570			
Financial	FIXED FINANCIAL OPTION	PUT	2/1/2014	3533847	CSEL	NYMEX	NG			\$5.5570			
Financial	FIXED FINANCIAL OPTION	CALL	2/1/2014	3538878	CITI#	NYMEX	NG			\$5.5570			
Financial	FIXED FINANCIAL OPTION	PUT	2/1/2014	3538878	CITI#	NYMEX	NG			\$5.5570			
Financial	FIXED FINANCIAL OPTION	CALL	2/1/2014	3551069	BAR#	IFERC	TRANS24			\$5.6000			
Financial	FIXED FINANCIAL OPTION	PUT	2/1/2014	3551069	BAR#	IFERC	TRANS24			\$5.6000			
Financial	FIXED FINANCIAL OPTION	CALL	2/1/2014	3581781	JPMC#	IFERC	TRANS24			\$5.6000			
Financial	FIXED FINANCIAL OPTION	PUT	2/1/2014	3581781	JPMC#	IFERC	TRANS24			\$5.6000			
Financial	FIXED FINANCIAL OPTION	CALL	2/1/2014	3584190	JPMC#	IFERC	TRANS24			\$5.6000			
Financial	FIXED FINANCIAL OPTION	PUT	2/1/2014	3584190	JPMC#	IFERC	TRANS24			\$5.6000			
Financial	FIXED FINANCIAL OPTION	CALL	2/1/2014	3586983	CSEL	IFERC	TRANS24			\$5.6000			
Financial	FIXED FINANCIAL OPTION	PUT	2/1/2014	3586983	CSEL	IFERC	TRANS24			\$5.6000			
Financial	FIXED FINANCIAL OPTION	CALL	2/1/2014	3601817	MSCG	IFERC	TRANS24			\$5.6000			
Financial	FIXED FINANCIAL OPTION	PUT	2/1/2014	3601817	MSCG	IFERC	TRANS24			\$5.6000			
Financial	FIXED FINANCIAL OPTION	CALL	2/1/2014	3608549	JPMC#	IFERC	TRANS24			\$5.6000			
Financial	FIXED FINANCIAL OPTION	PUT	2/1/2014	3608549	JPMC#	IFERC	TRANS24			\$5.6000			
Financial	FIXED FINANCIAL OPTION	CALL	2/1/2014	3623723	JPMC#	IFERC	TRANS24			\$5.6000			
Financial	FIXED FINANCIAL OPTION	PUT	2/1/2014	3623723	JPMC#	IFERC	TRANS24			\$5.6000			
Financial	FIXED FINANCIAL OPTION	CALL	2/1/2014	3639221	MSCG	IFERC	TRANS24			\$5.6000			
Financial	FIXED FINANCIAL OPTION	PUT	2/1/2014	3639221	MSCG	IFERC	TRANS24			\$5.6000			
Financial	FIXED FINANCIAL OPTION	CALL	2/1/2014	3656826	BAR#	IFERC	TRANS24			\$5.6000			
Financial	FIXED FINANCIAL OPTION	PUT	2/1/2014	3656826	BAR#	IFERC	TRANS24			\$5.6000			
Financial	FIXED FINANCIAL OPTION	CALL	2/1/2014	3678445	JPMC#	IFERC	TRANS24			\$5.6000			
Financial	FIXED FINANCIAL OPTION	PUT	2/1/2014	3678445	JPMC#	IFERC	TRANS24			\$5.6000			
Financial	FIXED FINANCIAL OPTION	CALL	2/1/2014	3738707	CITI#	IFERC	TRANS24			\$5.6000			
Financial	FIXED FINANCIAL OPTION	PUT	2/1/2014	3738707	CITI#	IFERC	TRANS24			\$5.6000			
Financial	FIXED SWAP		2/1/2013	2209434	MLC	IFERC	HHUB			\$5.5800			
Financial	FIXED SWAP		2/1/2013	2244163	MSCG	IFERC	HHUB			\$5.5800			
Financial	FIXED SWAP		2/1/2013	2282174	MSCG	IFERC	HHUB			\$5.5800			
Financial	FIXED SWAP		2/1/2013	2346626	JPMC#	IFERC	HHUB			\$5.5800			
Financial	FIXED SWAP		2/1/2013	2372733	BAR#	IFERC	HHUB			\$5.5800			
Financial	FIXED SWAP		2/1/2013	3321944	JPMC#	NYMEX	NG			\$5.5570			
Financial	FIXED SWAP		2/1/2013	3330355	CITI#	NYMEX	NG			\$5.5570			
Financial	FIXED SWAP		2/1/2013	3334626	DEU#	NYMEX	NG			\$5.5570			
Financial	FIXED SWAP		2/1/2013	3347579	MSCG	NYMEX	NG			\$5.5570			
Financial	FIXED SWAP		2/1/2013	3350089	MSCG	IFERC	HHUB			\$5.5800			
Financial	FIXED SWAP		2/1/2013	3354107	DEU#	IFERC	HHUB			\$5.5800			
Financial	FIXED SWAP		2/1/2013	3355378	BAR#	IFERC	HHUB			\$5.5800			
Financial	FIXED SWAP		2/1/2013	3370122	JPMC#	IFERC	HHUB			\$5.5800			
Financial	FIXED SWAP		2/1/2013	3371852	CSEL	IFERC	HHUB			\$5.5800			
Financial	FIXED SWAP		2/1/2013	3372254	JPMC#	IFERC	HHUB			\$5.5800			
Financial	FIXED SWAP		2/1/2013	3378589	MSCG	IFERC	HHUB			\$5.5800			
Financial	FIXED SWAP		2/1/2013	3386632	BAR#	IFERC	MAINLN			\$5.5200			
Financial	FIXED SWAP		2/1/2013	3458331	CSEL	IFERC	MAINLN			\$5.5200			
Financial	FIXED SWAP		2/1/2013	3461639	BAR#	IFERC	MAINLN			\$5.5200			
Financial	FIXED SWAP		2/1/2013	3473271	BAR#	IFERC	MAINLN			\$5.5200			
Financial	FIXED SWAP		2/1/2013	3478031	CITI#	IFERC	MAINLN			\$5.5200			
Financial	FIXED SWAP		2/1/2013	3491025	CSEL	IFERC	MAINLN			\$5.5200			
Financial	FIXED SWAP		2/1/2013	3523054	BAR#	IFERC	MAINLN			\$5.5200			
Financial	FIXED SWAP		2/1/2013	3605385	BAR#	IFERC	MAINLN			\$5.5200			

2-11-27



As of July 31, 2014

*Handwritten scribbles and numbers*

DEF Gas Hedging Status

**CONFIDENTIAL**

*2-12-2014*

Physical/Financial	Instrument	Put Call	Month	Z Key	Counterparty	Market	Location	Volume	Fixed Price (\$MMBtu)	IFERC Settlement (\$MMBtu)	Savings/Cost on Hedge	Actual/Projected Burns	% Hedged
Financial	FIXED SWAP		2/1/2013	3609023	BAR#	IFERC	MAINLN			\$5.5200			
Financial	FIXED SWAP		2/1/2013	3638126	JPMC#	IFERC	MAINLN			\$5.5200			
Financial	FIXED SWAP		2/1/2013	3661873	CEH#	IFERC	MAINLN			\$5.5200			
Financial	FIXED SWAP		2/1/2013	3681983	CSEL	IFERC	MAINLN			\$5.5200			
Financial	FIXED SWAP		2/1/2013	3699721	CEH#	IFERC	MAINLN			\$5.5200			
Financial	FIXED SWAP		2/1/2013	3749654	MSCG	IFERC	MAINLN			\$5.5200			
Financial	FIXED SWAP		2/1/2013	3758102	BOM#	IFERC	MAINLN			\$5.5200			
Financial	FIXED SWAP		2/1/2013	3762637	MACQ#	IFERC	MAINLN			\$5.5200			
Financial	FIXED SWAP		2/1/2013	3767494	CEH#	IFERC	MAINLN			\$5.5200			
Financial	FIXED SWAP		2/1/2013	3778418	MACQ#	IFERC	MAINLN			\$5.5200			
Financial	FIXED SWAP		2/1/2013	3786535	CITI#	IFERC	MAINLN			\$5.5200			
Financial	FIXED SWAP		2/1/2013	3788065	MACQ#	IFERC	MAINLN			\$5.5200			
Financial	FIXED SWAP		2/1/2013	3804138	CEH#	IFERC	MAINLN			\$5.5200			
Financial	FIXED SWAP		2/1/2013	3806259	CEH#	IFERC	MAINLN			\$5.5200			
Financial	FIXED SWAP		2/1/2013	3810170	CITI#	IFERC	MAINLN			\$5.5200			
Financial	FIXED SWAP		2/1/2013	3819270	MACQ#	IFERC	MAINLN			\$5.5200			
Financial	FIXED SWAP		2/1/2013	3859903	CSEL	IFERC	MAINLN			\$5.5200			
Financial	FIXED SWAP		2/1/2013	4071986	MLC	IFERC	MAINLN			\$5.5200			
											11,946,700	64%	

Duke Energy Florida, Inc. 2014 Hedged Audit



As of July 31, 2014

*Handwritten scribbles and numbers*

DEF Gas Hedging Status

CONFIDENTIAL

2-10-25

Physical/Financial	Instrument	Put/Call	Month	Z Key	Counterparty	Market	Location	Volume	Fixed Price (\$/MMBtu)	IFERC Settlement (\$/MMBtu)	Savings/Cost on Hedge	Actual/Projected Burns	% Hedged
Financial	FIXED FINANCIAL OPTION	CALL	3/1/2014	3513803	BAR#	NYMEX	NG			\$4.8550			
Financial	FIXED FINANCIAL OPTION	PUT	3/1/2014	3513803	BAR#	NYMEX	NG			\$4.8550			
Financial	FIXED FINANCIAL OPTION	CALL	3/1/2014	3523373	MSCG	NYMEX	NG			\$4.8550			
Financial	FIXED FINANCIAL OPTION	PUT	3/1/2014	3523373	MSCG	NYMEX	NG			\$4.8550			
Financial	FIXED FINANCIAL OPTION	CALL	3/1/2014	3533848	CSEL	NYMEX	NG			\$4.8550			
Financial	FIXED FINANCIAL OPTION	PUT	3/1/2014	3533848	CSEL	NYMEX	NG			\$4.8550			
Financial	FIXED FINANCIAL OPTION	CALL	3/1/2014	3538878	CITI#	NYMEX	NG			\$4.8550			
Financial	FIXED FINANCIAL OPTION	PUT	3/1/2014	3538878	CITI#	NYMEX	NG			\$4.8550			
Financial	FIXED FINANCIAL OPTION	CALL	3/1/2014	3551070	BAR#	IFERC	TRNSZ4			\$4.8800			
Financial	FIXED FINANCIAL OPTION	PUT	3/1/2014	3551070	BAR#	IFERC	TRNSZ4			\$4.8800			
Financial	FIXED FINANCIAL OPTION	CALL	3/1/2014	3581782	JPMC#	IFERC	TRNSZ4			\$4.8800			
Financial	FIXED FINANCIAL OPTION	PUT	3/1/2014	3581782	JPMC#	IFERC	TRNSZ4			\$4.8800			
Financial	FIXED FINANCIAL OPTION	CALL	3/1/2014	3584191	JPMC#	IFERC	TRNSZ4			\$4.8800			
Financial	FIXED FINANCIAL OPTION	PUT	3/1/2014	3584191	JPMC#	IFERC	TRNSZ4			\$4.8800			
Financial	FIXED FINANCIAL OPTION	CALL	3/1/2014	3586968	CSEL	IFERC	TRNSZ4			\$4.8800			
Financial	FIXED FINANCIAL OPTION	PUT	3/1/2014	3586968	CSEL	IFERC	TRNSZ4			\$4.8800			
Financial	FIXED FINANCIAL OPTION	CALL	3/1/2014	3601818	MSCG	IFERC	TRNSZ4			\$4.8800			
Financial	FIXED FINANCIAL OPTION	PUT	3/1/2014	3601818	MSCG	IFERC	TRNSZ4			\$4.8800			
Financial	FIXED FINANCIAL OPTION	CALL	3/1/2014	3608550	JPMC#	IFERC	TRNSZ4			\$4.8800			
Financial	FIXED FINANCIAL OPTION	PUT	3/1/2014	3608550	JPMC#	IFERC	TRNSZ4			\$4.8800			
Financial	FIXED FINANCIAL OPTION	CALL	3/1/2014	3623724	JPMC#	IFERC	TRNSZ4			\$4.8800			
Financial	FIXED FINANCIAL OPTION	PUT	3/1/2014	3623724	JPMC#	IFERC	TRNSZ4			\$4.8800			
Financial	FIXED FINANCIAL OPTION	CALL	3/1/2014	3639222	MSCG	IFERC	TRNSZ4			\$4.8800			
Financial	FIXED FINANCIAL OPTION	PUT	3/1/2014	3639222	MSCG	IFERC	TRNSZ4			\$4.8800			
Financial	FIXED FINANCIAL OPTION	CALL	3/1/2014	3656827	BAR#	IFERC	TRNSZ4			\$4.8800			
Financial	FIXED FINANCIAL OPTION	PUT	3/1/2014	3656827	BAR#	IFERC	TRNSZ4			\$4.8800			
Financial	FIXED FINANCIAL OPTION	CALL	3/1/2014	3678446	JPMC#	IFERC	TRNSZ4			\$4.8800			
Financial	FIXED FINANCIAL OPTION	PUT	3/1/2014	3678446	JPMC#	IFERC	TRNSZ4			\$4.8800			
Financial	FIXED FINANCIAL OPTION	CALL	3/1/2014	3738708	CITI#	IFERC	TRNSZ4			\$4.8800			
Financial	FIXED FINANCIAL OPTION	PUT	3/1/2014	3738708	CITI#	IFERC	TRNSZ4			\$4.8800			
Financial	FIXED SWAP		3/1/2014	2209435	M.C	IFERC	HHUB			\$4.8600			
Financial	FIXED SWAP		3/1/2014	2244164	MSCG	IFERC	HHUB			\$4.8600			
Financial	FIXED SWAP		3/1/2014	2262175	MSCG	IFERC	HHUB			\$4.8600			
Financial	FIXED SWAP		3/1/2014	2348827	JPMC#	IFERC	HHUB			\$4.8600			
Financial	FIXED SWAP		3/1/2014	2372734	BAR#	IFERC	HHUB			\$4.8600			
Financial	FIXED SWAP		3/1/2014	3321945	JPMC#	NYMEX	NG			\$4.8550			
Financial	FIXED SWAP		3/1/2014	3330356	CITI#	NYMEX	NG			\$4.8550			
Financial	FIXED SWAP		3/1/2014	3334627	DEU#	NYMEX	NG			\$4.8550			
Financial	FIXED SWAP		3/1/2014	3347580	MSCG	NYMEX	NG			\$4.8550			
Financial	FIXED SWAP		3/1/2014	3350090	MSCG	IFERC	HHUB			\$4.8600			
Financial	FIXED SWAP		3/1/2014	3354108	DEU#	IFERC	HHUB			\$4.8600			
Financial	FIXED SWAP		3/1/2014	3355379	BAR#	IFERC	HHUB			\$4.8600			
Financial	FIXED SWAP		3/1/2014	3370123	JPMC#	IFERC	HHUB			\$4.8600			
Financial	FIXED SWAP		3/1/2014	3371653	CSEL	IFERC	HHUB			\$4.8600			
Financial	FIXED SWAP		3/1/2014	3372255	JPMC#	IFERC	HHUB			\$4.8600			
Financial	FIXED SWAP		3/1/2014	3378590	MSCG	IFERC	HHUB			\$4.8600			
Financial	FIXED SWAP		3/1/2014	3386833	BAR#	IFERC	MAINLN			\$4.8200			
Financial	FIXED SWAP		3/1/2014	3458332	CSEL	IFERC	MAINLN			\$4.8200			
Financial	FIXED SWAP		3/1/2014	3461640	BAR#	IFERC	MAINLN			\$4.8200			
Financial	FIXED SWAP		3/1/2014	3473272	BAR#	IFERC	MAINLN			\$4.8200			
Financial	FIXED SWAP		3/1/2014	3478032	CITI#	IFERC	MAINLN			\$4.8200			
Financial	FIXED SWAP		3/1/2014	3491026	CSEL	IFERC	MAINLN			\$4.8200			
Financial	FIXED SWAP		3/1/2014	3523055	BAR#	IFERC	MAINLN			\$4.8200			
Financial	FIXED SWAP		3/1/2014	3605386	BAR#	IFERC	MAINLN			\$4.8200			

*Handwritten signature or initials in a circle*

As of July 31, 2014

*Handwritten initials/signature*

DEF Gas Hedging Status

**CONFIDENTIAL**

Physical/ Financial	Instrument	Put/Call	Month	Z Key	Counterparty	Market	Location	Volume	Fixed Price (\$/MMBtu)	IFERC Settlement (\$/MMBtu)	Savings/Cost on Hedge	Actual/Projected Burns	% Hedged
Financial	FIXED SWAP		3/1/2014	3609024	BAR#	IFERC	MAINLN			\$4.8200			
Financial	FIXED SWAP		3/1/2014	3636127	JPMC#	IFERC	MAINLN			\$4.8200			
Financial	FIXED SWAP		3/1/2014	3681874	CEH#	IFERC	MAINLN			\$4.8200			
Financial	FIXED SWAP		3/1/2014	3681984	CSEL	IFERC	MAINLN			\$4.8200			
Financial	FIXED SWAP		3/1/2014	3699722	CEH#	IFERC	MAINLN			\$4.8200			
Financial	FIXED SWAP		3/1/2014	3749655	MSCG	IFERC	MAINLN			\$4.8200			
Financial	FIXED SWAP		3/1/2014	3758100	BOM#	IFERC	MAINLN			\$4.8200			
Financial	FIXED SWAP		3/1/2014	3762638	MACQ#	IFERC	MAINLN			\$4.8200			
Financial	FIXED SWAP		3/1/2014	3767495	CEH#	IFERC	MAINLN			\$4.8200			
Financial	FIXED SWAP		3/1/2014	3778419	MACQ#	IFERC	MAINLN			\$4.8200			
Financial	FIXED SWAP		3/1/2014	3786536	CITI#	IFERC	MAINLN			\$4.8200			
Financial	FIXED SWAP		3/1/2014	3788066	MACQ#	IFERC	MAINLN			\$4.8200			
Financial	FIXED SWAP		3/1/2014	3804139	CEH#	IFERC	MAINLN			\$4.8200			
Financial	FIXED SWAP		3/1/2014	3806260	CEH#	IFERC	MAINLN			\$4.8200			
Financial	FIXED SWAP		3/1/2014	3810171	CITI#	IFERC	MAINLN			\$4.8200			
Financial	FIXED SWAP		3/1/2014	3819271	MACQ#	IFERC	MAINLN			\$4.8200			
Financial	FIXED SWAP		3/1/2014	3859904	CSEL	IFERC	MAINLN			\$4.8200			
Financial	FIXED SWAP		3/1/2014	4071887	MLC	IFERC	MAINLN			\$4.8200			
											13,180,600	64%	

*2-10-20*

Duke Energy Florida, Inc. 2014 Hedging Audit

*PBC*



As of July 31, 2014

DEF Gas Hedging Status

CONFIDENTIAL

Physical/ Financial	Instrument	Put/Call	Month	Z Key	Counterparty	Market	Location	Volume	Fixed Price (\$/MMBtu)	IFERC Settlement (\$/MMBtu)	Savings/Cost of Hedge	Actual/Projected Burns	% Hedged
Financial	FIXED FINANCIAL OPTION	CALL	4/1/2014	3502050	JPMC#	NYMEX	NG			\$4.5840			
Financial	FIXED FINANCIAL OPTION	PUT	4/1/2014	3502050	JPMC#	NYMEX	NG			\$4.5840			
Financial	FIXED FINANCIAL OPTION	CALL	4/1/2014	3513804	BAR#	NYMEX	NG			\$4.5840			
Financial	FIXED FINANCIAL OPTION	PUT	4/1/2014	3513804	BAR#	NYMEX	NG			\$4.5840			
Financial	FIXED FINANCIAL OPTION	CALL	4/1/2014	3523374	MSCG	NYMEX	NG			\$4.5840			
Financial	FIXED FINANCIAL OPTION	PUT	4/1/2014	3523374	MSCG	NYMEX	NG			\$4.5840			
Financial	FIXED FINANCIAL OPTION	CALL	4/1/2014	3533849	CSEL	NYMEX	NG			\$4.5840			
Financial	FIXED FINANCIAL OPTION	PUT	4/1/2014	3533849	CSEL	NYMEX	NG			\$4.5840			
Financial	FIXED FINANCIAL OPTION	CALL	4/1/2014	3538880	CITI#	NYMEX	NG			\$4.5840			
Financial	FIXED FINANCIAL OPTION	PUT	4/1/2014	3538880	CITI#	NYMEX	NG			\$4.5840			
Financial	FIXED FINANCIAL OPTION	CALL	4/1/2014	3551071	BAR#	IFERC	TRNSZ4			\$4.5900			
Financial	FIXED FINANCIAL OPTION	PUT	4/1/2014	3551071	BAR#	IFERC	TRNSZ4			\$4.5900			
Financial	FIXED FINANCIAL OPTION	CALL	4/1/2014	3581783	JPMC#	IFERC	TRNSZ4			\$4.5900			
Financial	FIXED FINANCIAL OPTION	PUT	4/1/2014	3581783	JPMC#	IFERC	TRNSZ4			\$4.5900			
Financial	FIXED FINANCIAL OPTION	CALL	4/1/2014	3584192	JPMC#	IFERC	TRNSZ4			\$4.5900			
Financial	FIXED FINANCIAL OPTION	PUT	4/1/2014	3584192	JPMC#	IFERC	TRNSZ4			\$4.5900			
Financial	FIXED FINANCIAL OPTION	CALL	4/1/2014	3586969	CSEL	IFERC	TRNSZ4			\$4.5900			
Financial	FIXED FINANCIAL OPTION	PUT	4/1/2014	3586969	CSEL	IFERC	TRNSZ4			\$4.5900			
Financial	FIXED FINANCIAL OPTION	CALL	4/1/2014	3601619	MSCG	IFERC	TRNSZ4			\$4.5900			
Financial	FIXED FINANCIAL OPTION	PUT	4/1/2014	3601619	MSCG	IFERC	TRNSZ4			\$4.5900			
Financial	FIXED FINANCIAL OPTION	CALL	4/1/2014	3608551	JPMC#	IFERC	TRNSZ4			\$4.5900			
Financial	FIXED FINANCIAL OPTION	PUT	4/1/2014	3608551	JPMC#	IFERC	TRNSZ4			\$4.5900			
Financial	FIXED FINANCIAL OPTION	CALL	4/1/2014	3623725	JPMC#	IFERC	TRNSZ4			\$4.5900			
Financial	FIXED FINANCIAL OPTION	PUT	4/1/2014	3623725	JPMC#	IFERC	TRNSZ4			\$4.5900			
Financial	FIXED FINANCIAL OPTION	CALL	4/1/2014	3639225	MSCG	IFERC	TRNSZ4			\$4.5900			
Financial	FIXED FINANCIAL OPTION	PUT	4/1/2014	3639225	MSCG	IFERC	TRNSZ4			\$4.5900			
Financial	FIXED FINANCIAL OPTION	CALL	4/1/2014	3656828	BAR#	IFERC	TRNSZ4			\$4.5900			
Financial	FIXED FINANCIAL OPTION	PUT	4/1/2014	3656828	BAR#	IFERC	TRNSZ4			\$4.5900			
Financial	FIXED FINANCIAL OPTION	CALL	4/1/2014	3678447	JPMC#	IFERC	TRNSZ4			\$4.5900			
Financial	FIXED FINANCIAL OPTION	PUT	4/1/2014	3678447	JPMC#	IFERC	TRNSZ4			\$4.5900			
Financial	FIXED FINANCIAL OPTION	CALL	4/1/2014	3738709	CITI#	IFERC	TRNSZ4			\$4.5900			
Financial	FIXED FINANCIAL OPTION	PUT	4/1/2014	3738709	CITI#	IFERC	TRNSZ4			\$4.5900			
Financial	FIXED SWAP		4/1/2014	2126539	JPMC#	IFERC	HHUB			\$4.5900			
Financial	FIXED SWAP		4/1/2014	2130431	DEU#	IFERC	HHUB			\$4.5900			
Financial	FIXED SWAP		4/1/2014	2140359	DEU#	IFERC	HHUB			\$4.5900			
Financial	FIXED SWAP		4/1/2014	2165108	CSEL	IFERC	HHUB			\$4.5900			
Financial	FIXED SWAP		4/1/2014	2181910	MLC	IFERC	HHUB			\$4.5900			
Financial	FIXED SWAP		4/1/2014	2194805	MLC	IFERC	HHUB			\$4.5900			
Financial	FIXED SWAP		4/1/2014	2209436	MLC	IFERC	HHUB			\$4.5900			
Financial	FIXED SWAP		4/1/2014	2220234	JPMC#	IFERC	HHUB			\$4.5900			
Financial	FIXED SWAP		4/1/2014	2244165	MSCG	IFERC	HHUB			\$4.5900			
Financial	FIXED SWAP		4/1/2014	2282176	MSCG	IFERC	HHUB			\$4.5900			
Financial	FIXED SWAP		4/1/2014	2287625	CSEL	IFERC	HHUB			\$4.5900			
Financial	FIXED SWAP		4/1/2014	2298921	DEU#	IFERC	HHUB			\$4.5900			
Financial	FIXED SWAP		4/1/2014	2304871	JPMC#	IFERC	HHUB			\$4.5900			
Financial	FIXED SWAP		4/1/2014	2334872	CSEL	IFERC	HHUB			\$4.5900			
Financial	FIXED SWAP		4/1/2014	2348628	JPMC#	IFERC	HHUB			\$4.5900			
Financial	FIXED SWAP		4/1/2014	2372735	BAR#	IFERC	HHUB			\$4.5900			
Financial	FIXED SWAP		4/1/2014	2407836	DEU#	IFERC	HHUB			\$4.5900			
Financial	FIXED SWAP		4/1/2014	2451049	BAR#	IFERC	HHUB			\$4.5900			
Financial	FIXED SWAP		4/1/2014	2489876	CSEL	IFERC	HHUB			\$4.5900			
Financial	FIXED SWAP		4/1/2014	2579408	BAR#	IFERC	HHUB			\$4.5900			
Financial	FIXED SWAP		4/1/2014	2622825	BAR#	NYMEX	NG			\$4.5840			
Financial	FIXED SWAP		4/1/2014	2655328	JPMC#	NYMEX	NG			\$4.5840			

2-1021



As of July 31, 2014

*Handwritten initials/signature*

DEF Gas Hedging Status

CONFIDENTIAL

2-10-32

Physical/Financial	Instrument	Expiry	Month	Z Key	Counterparty	Market	Location	Volume	Fixed Price (\$/MMBtu)	IFERC Settlement (\$/MMBtu)	Savings/Cost on Hedge	Actual/Projected Basis	% Hedged
Financial	FIXED SWAP		4/1/2014	3475428	CSEL	NYMEX	NG			\$4.5840			
Financial	FIXED SWAP		4/1/2014	3477406	BAR#	NYMEX	NG			\$4.5840			
Financial	FIXED SWAP		4/1/2014	3479827	CSEL	NYMEX	NG			\$4.5840			
Financial	FIXED SWAP		4/1/2014	3488882	BAR#	NYMEX	NG			\$4.5840			
Financial	FIXED SWAP		4/1/2014	3490980	MSCG	NYMEX	NG			\$4.5840			
Financial	FIXED SWAP		4/1/2014	3493027	BAR#	NYMEX	NG			\$4.5840			
Financial	FIXED SWAP		4/1/2014	3500344	BAR#	NYMEX	NG			\$4.5840			
Financial	FIXED SWAP		4/1/2014	3503811	DEU#	NYMEX	NG			\$4.5840			
Financial	FIXED SWAP		4/1/2014	3520584	MSCG	NYMEX	NG			\$4.5840			
Financial	FIXED SWAP		4/1/2014	3522710	CSEL	NYMEX	NG			\$4.5840			
Financial	FIXED SWAP		4/1/2014	3531873	BAR#	NYMEX	NG			\$4.5840			
Financial	FIXED SWAP		4/1/2014	3605293	CITI#	NYMEX	NG			\$4.5840			
Financial	FIXED SWAP		4/1/2014	3612069	CSEL	NYMEX	NG			\$4.5840			
Financial	FIXED SWAP		4/1/2014	3635399	CSEL	IFERC	MAINLN			\$4.5400			
Financial	FIXED SWAP		4/1/2014	3643158	MACQ#	IFERC	MAINLN			\$4.5400			
Financial	FIXED SWAP		4/1/2014	3664483	JPMC#	IFERC	MAINLN			\$4.5400			
Financial	FIXED SWAP		4/1/2014	3687261	JPMC#	IFERC	MAINLN			\$4.5400			
Financial	FIXED SWAP		4/1/2014	3683555	CSEL	IFERC	MAINLN			\$4.5400			
Financial	FIXED SWAP		4/1/2014	3696921	CSEL	IFERC	MAINLN			\$4.5400			
Financial	FIXED SWAP		4/1/2014	3704568	MSCG	IFERC	MAINLN			\$4.5400			
Financial	FIXED SWAP		4/1/2014	3749636	CSEL	IFERC	MAINLN			\$4.5400			
Financial	FIXED SWAP		4/1/2014	3765681	BAR#	IFERC	MAINLN			\$4.5400			
Financial	FIXED SWAP		4/1/2014	3777594	JPMC#	IFERC	MAINLN			\$4.5400			
Financial	FIXED SWAP		4/1/2014	3780649	JPMC#	IFERC	MAINLN			\$4.5400			
Financial	FIXED SWAP		4/1/2014	3786536	DEU#	IFERC	MAINLN			\$4.5400			
Financial	FIXED SWAP		4/1/2014	3788132	CITI#	IFERC	MAINLN			\$4.5400			
Financial	FIXED SWAP		4/1/2014	3804721	CITI#	IFERC	MAINLN			\$4.5400			
Financial	FIXED SWAP		4/1/2014	3806323	BAR#	IFERC	MAINLN			\$4.5400			
Financial	FIXED SWAP		4/1/2014	3849352	CSEL	IFERC	MAINLN			\$4.5400			
Financial	FIXED SWAP		4/1/2014	4071971	JPMC#	IFERC	MAINLN			\$4.5400			
Financial	FIXED SWAP		4/1/2014	4089816	BOM#	IFERC	MAINLN			\$4.5400			
Financial	FIXED SWAP		4/1/2014	4107076	BOM#	IFERC	MAINLN			\$4.5400			
Financial	FIXED SWAP		4/1/2014	4140422	BOM#	IFERC	MAINLN			\$4.5400			
Financial	FIXED SWAP		4/1/2014	4170583	MLC	IFERC	MAINLN			\$4.5400			
Financial	FIXED SWAP		4/1/2014	4180031	MLC	IFERC	MAINLN			\$4.5400			
Financial	FIXED SWAP		4/1/2014	4226116	CITI#	IFERC	MAINLN			\$4.5400			
Financial	FIXED SWAP		4/1/2014	4235119	BOM#	IFERC	MAINLN			\$4.5400			
Financial	FIXED SWAP		4/1/2014	4263594	BOM#	IFERC	MAINLN			\$4.5400			
Financial	FIXED SWAP		4/1/2014	4264229	MACQ#	IFERC	MAINLN			\$4.5400			
Financial	FIXED SWAP		4/1/2014	4264856	BOM#	IFERC	MAINLN			\$4.5400			
Financial	FIXED SWAP		4/1/2014	4268159	BOM#	IFERC	TRNSZ4			\$4.5900			
											13,891,800	73%	

Duke



As of July 31, 2014

*Handwritten initials and numbers:*  
 118  
 118  
 118

DEF Gas Hedging Status

CONFIDENTIAL

2-1-2014

Physical/ Financial	Instrument	Put/Call	Month	Z Key	Counterparty	Market	Location	Volume	Fixed Price (\$/MMBtu)	IFERC Settlement (\$/MMBtu)	Savings/Cost on Hedge	Actual/Projected Burns	% Hedged
Financial	FIXED FINANCIAL OPTION	CALL	5/1/2014	3502051	JPMC#	NYMEX	NG			\$4.7950			
Financial	FIXED FINANCIAL OPTION	PUT	5/1/2014	3502051	JPMC#	NYMEX	NG			\$4.7950			
Financial	FIXED FINANCIAL OPTION	CALL	5/1/2014	3513805	BAR#	NYMEX	NG			\$4.7950			
Financial	FIXED FINANCIAL OPTION	PUT	5/1/2014	3513805	BAR#	NYMEX	NG			\$4.7950			
Financial	FIXED FINANCIAL OPTION	CALL	5/1/2014	3523375	MSCG	NYMEX	NG			\$4.7950			
Financial	FIXED FINANCIAL OPTION	PUT	5/1/2014	3523375	MSCG	NYMEX	NG			\$4.7950			
Financial	FIXED FINANCIAL OPTION	CALL	5/1/2014	3533850	CSEL	NYMEX	NG			\$4.7950			
Financial	FIXED FINANCIAL OPTION	PUT	5/1/2014	3533850	CSEL	NYMEX	NG			\$4.7950			
Financial	FIXED FINANCIAL OPTION	CALL	5/1/2014	3538881	CITI#	NYMEX	NG			\$4.7950			
Financial	FIXED FINANCIAL OPTION	PUT	5/1/2014	3538881	CITI#	NYMEX	NG			\$4.7950			
Financial	FIXED FINANCIAL OPTION	CALL	5/1/2014	3551072	BAR#	IFERC	TRNSZ4			\$4.7700			
Financial	FIXED FINANCIAL OPTION	PUT	5/1/2014	3551072	BAR#	IFERC	TRNSZ4			\$4.7700			
Financial	FIXED FINANCIAL OPTION	CALL	5/1/2014	3581784	JPMC#	IFERC	TRNSZ4			\$4.7700			
Financial	FIXED FINANCIAL OPTION	PUT	5/1/2014	3581784	JPMC#	IFERC	TRNSZ4			\$4.7700			
Financial	FIXED FINANCIAL OPTION	CALL	5/1/2014	3584193	JPMC#	IFERC	TRNSZ4			\$4.7700			
Financial	FIXED FINANCIAL OPTION	PUT	5/1/2014	3584193	JPMC#	IFERC	TRNSZ4			\$4.7700			
Financial	FIXED FINANCIAL OPTION	CALL	5/1/2014	3586970	CSEL	IFERC	TRNSZ4			\$4.7700			
Financial	FIXED FINANCIAL OPTION	PUT	5/1/2014	3586970	CSEL	IFERC	TRNSZ4			\$4.7700			
Financial	FIXED FINANCIAL OPTION	CALL	5/1/2014	3601620	MSCG	IFERC	TRNSZ4			\$4.7700			
Financial	FIXED FINANCIAL OPTION	PUT	5/1/2014	3601620	MSCG	IFERC	TRNSZ4			\$4.7700			
Financial	FIXED FINANCIAL OPTION	CALL	5/1/2014	3608552	JPMC#	IFERC	TRNSZ4			\$4.7700			
Financial	FIXED FINANCIAL OPTION	PUT	5/1/2014	3608552	JPMC#	IFERC	TRNSZ4			\$4.7700			
Financial	FIXED FINANCIAL OPTION	CALL	5/1/2014	3623726	JPMC#	IFERC	TRNSZ4			\$4.7700			
Financial	FIXED FINANCIAL OPTION	PUT	5/1/2014	3623726	JPMC#	IFERC	TRNSZ4			\$4.7700			
Financial	FIXED FINANCIAL OPTION	CALL	5/1/2014	3639226	MSCG	IFERC	TRNSZ4			\$4.7700			
Financial	FIXED FINANCIAL OPTION	PUT	5/1/2014	3639226	MSCG	IFERC	TRNSZ4			\$4.7700			
Financial	FIXED FINANCIAL OPTION	CALL	5/1/2014	3656829	BAR#	IFERC	TRNSZ4			\$4.7700			
Financial	FIXED FINANCIAL OPTION	PUT	5/1/2014	3656829	BAR#	IFERC	TRNSZ4			\$4.7700			
Financial	FIXED FINANCIAL OPTION	CALL	5/1/2014	3678448	JPMC#	IFERC	TRNSZ4			\$4.7700			
Financial	FIXED FINANCIAL OPTION	PUT	5/1/2014	3678448	JPMC#	IFERC	TRNSZ4			\$4.7700			
Financial	FIXED FINANCIAL OPTION	CALL	5/1/2014	3738710	CITI#	IFERC	TRNSZ4			\$4.7700			
Financial	FIXED FINANCIAL OPTION	PUT	5/1/2014	3738710	CITI#	IFERC	TRNSZ4			\$4.7700			
Financial	FIXED SWAP		5/1/2014	2126540	JPMC#	IFERC	HHUB			\$4.8100			
Financial	FIXED SWAP		5/1/2014	2130432	DEU#	IFERC	HHUB			\$4.8100			
Financial	FIXED SWAP		5/1/2014	2140360	DEU#	IFERC	HHUB			\$4.8100			
Financial	FIXED SWAP		5/1/2014	2185109	CSEL	IFERC	HHUB			\$4.8100			
Financial	FIXED SWAP		5/1/2014	2181911	MLC	IFERC	HHUB			\$4.8100			
Financial	FIXED SWAP		5/1/2014	2194806	MLC	IFERC	HHUB			\$4.8100			
Financial	FIXED SWAP		5/1/2014	2209439	MLC	IFERC	HHUB			\$4.8100			
Financial	FIXED SWAP		5/1/2014	2220237	JPMC#	IFERC	HHUB			\$4.8100			
Financial	FIXED SWAP		5/1/2014	2244166	MSCG	IFERC	HHUB			\$4.8100			
Financial	FIXED SWAP		5/1/2014	2262177	MSCG	IFERC	HHUB			\$4.8100			
Financial	FIXED SWAP		5/1/2014	2287828	CSEL	IFERC	HHUB			\$4.8100			
Financial	FIXED SWAP		5/1/2014	2298922	DEU#	IFERC	HHUB			\$4.8100			
Financial	FIXED SWAP		5/1/2014	2304872	JPMC#	IFERC	HHUB			\$4.8100			
Financial	FIXED SWAP		5/1/2014	2334873	CSEL	IFERC	HHUB			\$4.8100			
Financial	FIXED SWAP		5/1/2014	2348829	JPMC#	IFERC	HHUB			\$4.8100			
Financial	FIXED SWAP		5/1/2014	2372736	BAR#	IFERC	HHUB			\$4.8100			
Financial	FIXED SWAP		5/1/2014	2407837	DEU#	IFERC	HHUB			\$4.8100			
Financial	FIXED SWAP		5/1/2014	2451050	BAR#	IFERC	HHUB			\$4.8100			
Financial	FIXED SWAP		5/1/2014	2469679	CSEL	IFERC	HHUB			\$4.8100			
Financial	FIXED SWAP		5/1/2014	2579409	BAR#	IFERC	HHUB			\$4.8100			
Financial	FIXED SWAP		5/1/2014	2622828	BAR#	NYMEX	NG			\$4.7950			
Financial	FIXED SWAP		5/1/2014	2655329	JPMC#	NYMEX	NG			\$4.7950			

*Handwritten initials in a circle:*  
 (S)  
 (S)

As of July 31, 2014

*5/1/14*  
*W*  
*5/1/14*

DEF Gas Hedging Status

CONFIDENTIAL

*2-10-2014*

Physical/ Financial	Instrument	Put/Call	Month	Z Key	Counterparty	Market	Location	Volume	Fixed Price (\$/MMBtu)	IFERC Settlement (\$/MMBtu)	Savings/Cost on Hedge	Actual/Projected Burns	% Hedged
Financial	FIXED SWAP		5/1/2014	3475427	CSEL	NYMEX	NG			\$4.7950			
Financial	FIXED SWAP		5/1/2014	3477407	BAR#	NYMEX	NG			\$4.7950			
Financial	FIXED SWAP		5/1/2014	3479628	CSEL	NYMEX	NG			\$4.7950			
Financial	FIXED SWAP		5/1/2014	3488883	BAR#	NYMEX	NG			\$4.7950			
Financial	FIXED SWAP		5/1/2014	3490981	MSCG	NYMEX	NG			\$4.7950			
Financial	FIXED SWAP		5/1/2014	3493028	BAR#	NYMEX	NG			\$4.7950			
Financial	FIXED SWAP		5/1/2014	3500345	BAR#	NYMEX	NG			\$4.7950			
Financial	FIXED SWAP		5/1/2014	3503812	DEU#	NYMEX	NG			\$4.7950			
Financial	FIXED SWAP		5/1/2014	3520565	MSCG	NYMEX	NG			\$4.7950			
Financial	FIXED SWAP		5/1/2014	3522711	CSEL	NYMEX	NG			\$4.7950			
Financial	FIXED SWAP		5/1/2014	3531874	BAR#	NYMEX	NG			\$4.7950			
Financial	FIXED SWAP		5/1/2014	3536399	BAR#	IFERC	HHUB			\$4.8100			
Financial	FIXED SWAP		5/1/2014	3542891	JPMC#	IFERC	HHUB			\$4.8100			
Financial	FIXED SWAP		5/1/2014	3547123	JPMC#	IFERC	HHUB			\$4.8100			
Financial	FIXED SWAP		5/1/2014	3605294	CITI#	NYMEX	NG			\$4.7950			
Financial	FIXED SWAP		5/1/2014	3612070	CSEL	NYMEX	NG			\$4.7950			
Financial	FIXED SWAP		5/1/2014	3635402	CSEL	IFERC	MAINLN			\$4.7200			
Financial	FIXED SWAP		5/1/2014	3643100	MACO#	IFERC	MAINLN			\$4.7200			
Financial	FIXED SWAP		5/1/2014	3684486	JPIAC#	IFERC	MAINLN			\$4.7200			
Financial	FIXED SWAP		5/1/2014	3667262	JPIAC#	IFERC	MAINLN			\$4.7200			
Financial	FIXED SWAP		5/1/2014	3683558	CSEL	IFERC	MAINLN			\$4.7200			
Financial	FIXED SWAP		5/1/2014	3696922	CSEL	IFERC	MAINLN			\$4.7200			
Financial	FIXED SWAP		5/1/2014	3704589	MSCG	IFERC	MAINLN			\$4.7200			
Financial	FIXED SWAP		5/1/2014	3749639	CSEL	IFERC	MAINLN			\$4.7200			
Financial	FIXED SWAP		5/1/2014	3765682	BAR#	IFERC	MAINLN			\$4.7200			
Financial	FIXED SWAP		5/1/2014	3777595	JPMC#	IFERC	MAINLN			\$4.7200			
Financial	FIXED SWAP		5/1/2014	3780850	JPMC#	IFERC	MAINLN			\$4.7200			
Financial	FIXED SWAP		5/1/2014	3786539	DEU#	IFERC	MAINLN			\$4.7200			
Financial	FIXED SWAP		5/1/2014	3789133	CITI#	IFERC	MAINLN			\$4.7200			
Financial	FIXED SWAP		5/1/2014	3804722	CITI#	IFERC	MAINLN			\$4.7200			
Financial	FIXED SWAP		5/1/2014	3806324	BAR#	IFERC	MAINLN			\$4.7200			
Financial	FIXED SWAP		5/1/2014	3849353	CSEL	IFERC	MAINLN			\$4.7200			
Financial	FIXED SWAP		5/1/2014	4071972	JPMC#	IFERC	MAINLN			\$4.7200			
Financial	FIXED SWAP		5/1/2014	4089617	BOM#	IFERC	MAINLN			\$4.7200			
Financial	FIXED SWAP		5/1/2014	4107077	BOM#	IFERC	MAINLN			\$4.7200			
Financial	FIXED SWAP		5/1/2014	4140423	BOM#	IFERC	MAINLN			\$4.7200			
Financial	FIXED SWAP		5/1/2014	4170584	MLC	IFERC	MAINLN			\$4.7200			
Financial	FIXED SWAP		5/1/2014	4180032	MLC	IFERC	MAINLN			\$4.7200			
Financial	FIXED SWAP		5/1/2014	4228117	CITI#	IFERC	MAINLN			\$4.7200			
Financial	FIXED SWAP		5/1/2014	4235120	BOM#	IFERC	MAINLN			\$4.7200			
Financial	FIXED SWAP		5/1/2014	4263595	BOM#	IFERC	MAINLN			\$4.7200			
Financial	FIXED SWAP		5/1/2014	4284232	MACO#	IFERC	MAINLN			\$4.7200			
Financial	FIXED SWAP		5/1/2014	4284959	BOM#	IFERC	MAINLN			\$4.7200			
Financial	FIXED SWAP		5/1/2014	4268160	BOM#	IFERC	TRANSZ4			\$4.7700			
Financial	FIXED SWAP		5/1/2014	4268838	JPMC#	IFERC	HHUB			\$4.8100			
Financial	FIXED SWAP		5/1/2014	4271209	MLC	IFERC	HHUB			\$4.8100			
Financial	FIXED SWAP		5/1/2014	4271925	BOM#	IFERC	HHUB			\$4.8100			
Financial	FIXED SWAP		5/1/2014	4273041	MLC	IFERC	HHUB			\$4.8100			
Financial	FIXED SWAP		5/1/2014	4290395	BOM#	IFERC	HHUB			\$4.8100			
												17,687,500	67%

PBC



As of July 31, 2014

DEF Gas Hedging Status

CONFIDENTIAL

*Handwritten initials and numbers:*  
 5/18  
 6/19  
 6/19

*Handwritten vertical text:*  
 2-10.25

Physical/Financial	Instrument	Put/Call	Month	Z Key	Counterparty	Market	Location	Volume	Fixed Price (\$/MMBtu)	IFERC Settlement (\$/MMBtu)	Savings/Cost on Hedge	Actual/Projected Burns	% Hedged
Financial	FIXED FINANCIAL OPTION	CALL	6/1/2014	3502052	JPMC#	NYMEX	NG			\$4.6190			
Financial	FIXED FINANCIAL OPTION	PUT	6/1/2014	3502052	JPMC#	NYMEX	NG			\$4.6190			
Financial	FIXED FINANCIAL OPTION	CALL	6/1/2014	3513806	BAR#	NYMEX	NG			\$4.6190			
Financial	FIXED FINANCIAL OPTION	PUT	6/1/2014	3513806	BAR#	NYMEX	NG			\$4.6190			
Financial	FIXED FINANCIAL OPTION	CALL	6/1/2014	3523376	MSCG	NYMEX	NG			\$4.6190			
Financial	FIXED FINANCIAL OPTION	PUT	6/1/2014	3523376	MSCG	NYMEX	NG			\$4.6190			
Financial	FIXED FINANCIAL OPTION	CALL	6/1/2014	3533851	CSEL	NYMEX	NG			\$4.6190			
Financial	FIXED FINANCIAL OPTION	PUT	6/1/2014	3533851	CSEL	NYMEX	NG			\$4.6190			
Financial	FIXED FINANCIAL OPTION	CALL	6/1/2014	3538882	CITI#	NYMEX	NG			\$4.6190			
Financial	FIXED FINANCIAL OPTION	PUT	6/1/2014	3538882	CITI#	NYMEX	NG			\$4.6190			
Financial	FIXED FINANCIAL OPTION	CALL	6/1/2014	3551073	BAR#	IFERC	TRNSZ4			\$4.5700			
Financial	FIXED FINANCIAL OPTION	PUT	6/1/2014	3551073	BAR#	IFERC	TRNSZ4			\$4.5700			
Financial	FIXED FINANCIAL OPTION	CALL	6/1/2014	3581785	JPMC#	IFERC	TRNSZ4			\$4.5700			
Financial	FIXED FINANCIAL OPTION	PUT	6/1/2014	3581785	JPMC#	IFERC	TRNSZ4			\$4.5700			
Financial	FIXED FINANCIAL OPTION	CALL	6/1/2014	3584194	JPMC#	IFERC	TRNSZ4			\$4.5700			
Financial	FIXED FINANCIAL OPTION	PUT	6/1/2014	3584194	JPMC#	IFERC	TRNSZ4			\$4.5700			
Financial	FIXED FINANCIAL OPTION	CALL	6/1/2014	3586971	CSEL	IFERC	TRNSZ4			\$4.5700			
Financial	FIXED FINANCIAL OPTION	PUT	6/1/2014	3586971	CSEL	IFERC	TRNSZ4			\$4.5700			
Financial	FIXED FINANCIAL OPTION	CALL	6/1/2014	3601621	MSCG	IFERC	TRNSZ4			\$4.5700			
Financial	FIXED FINANCIAL OPTION	PUT	6/1/2014	3601621	MSCG	IFERC	TRNSZ4			\$4.5700			
Financial	FIXED FINANCIAL OPTION	CALL	6/1/2014	3608553	JPMC#	IFERC	TRNSZ4			\$4.5700			
Financial	FIXED FINANCIAL OPTION	PUT	6/1/2014	3608553	JPMC#	IFERC	TRNSZ4			\$4.5700			
Financial	FIXED FINANCIAL OPTION	CALL	6/1/2014	3623727	JPMC#	IFERC	TRNSZ4			\$4.5700			
Financial	FIXED FINANCIAL OPTION	PUT	6/1/2014	3623727	JPMC#	IFERC	TRNSZ4			\$4.5700			
Financial	FIXED FINANCIAL OPTION	CALL	6/1/2014	3639227	MSCG	IFERC	TRNSZ4			\$4.5700			
Financial	FIXED FINANCIAL OPTION	PUT	6/1/2014	3639227	MSCG	IFERC	TRNSZ4			\$4.5700			
Financial	FIXED FINANCIAL OPTION	CALL	6/1/2014	3656830	BAR#	IFERC	TRNSZ4			\$4.5700			
Financial	FIXED FINANCIAL OPTION	PUT	6/1/2014	3656830	BAR#	IFERC	TRNSZ4			\$4.5700			
Financial	FIXED FINANCIAL OPTION	CALL	6/1/2014	3678449	JPMC#	IFERC	TRNSZ4			\$4.5700			
Financial	FIXED FINANCIAL OPTION	PUT	6/1/2014	3678449	JPMC#	IFERC	TRNSZ4			\$4.5700			
Financial	FIXED FINANCIAL OPTION	CALL	6/1/2014	3738711	CITI#	IFERC	TRNSZ4			\$4.5700			
Financial	FIXED FINANCIAL OPTION	PUT	6/1/2014	3738711	CITI#	IFERC	TRNSZ4			\$4.5700			
Financial	FIXED SWAP		6/1/2014	2126541	JPMC#	IFERC	HHUB			\$4.6300			
Financial	FIXED SWAP		6/1/2014	2130433	DEU#	IFERC	HHUB			\$4.6300			
Financial	FIXED SWAP		6/1/2014	2140361	DEU#	IFERC	HHUB			\$4.6300			
Financial	FIXED SWAP		6/1/2014	2165110	CSEL	IFERC	HHUB			\$4.6300			
Financial	FIXED SWAP		6/1/2014	2181914	MLC	IFERC	HHUB			\$4.6300			
Financial	FIXED SWAP		6/1/2014	2194807	MLC	IFERC	HHUB			\$4.6300			
Financial	FIXED SWAP		6/1/2014	2209440	MLC	IFERC	HHUB			\$4.6300			
Financial	FIXED SWAP		6/1/2014	2220238	JPMC#	IFERC	HHUB			\$4.6300			
Financial	FIXED SWAP		6/1/2014	2244187	MSCG	IFERC	HHUB			\$4.6300			
Financial	FIXED SWAP		6/1/2014	2262178	MSCG	IFERC	HHUB			\$4.6300			
Financial	FIXED SWAP		6/1/2014	2287827	CSEL	IFERC	HHUB			\$4.6300			
Financial	FIXED SWAP		6/1/2014	2298923	DEU#	IFERC	HHUB			\$4.6300			
Financial	FIXED SWAP		6/1/2014	2304873	JPMC#	IFERC	HHUB			\$4.6300			
Financial	FIXED SWAP		6/1/2014	2334874	CSEL	IFERC	HHUB			\$4.6300			
Financial	FIXED SWAP		6/1/2014	2348636	JPMC#	IFERC	HHUB			\$4.6300			
Financial	FIXED SWAP		6/1/2014	2372739	BAR#	IFERC	HHUB			\$4.6300			
Financial	FIXED SWAP		6/1/2014	2407838	DEU#	IFERC	HHUB			\$4.6300			
Financial	FIXED SWAP		6/1/2014	2451051	BAR#	IFERC	HHUB			\$4.6300			
Financial	FIXED SWAP		6/1/2014	2469680	CSEL	IFERC	HHUB			\$4.6300			
Financial	FIXED SWAP		6/1/2014	2579412	BAR#	IFERC	HHUB			\$4.6300			
Financial	FIXED SWAP		6/1/2014	2622829	BAR#	NYMEX	NG			\$4.6190			
Financial	FIXED SWAP		6/1/2014	2655330	JPMC#	NYMEX	NG			\$4.6190			

*Handwritten initials:*  
 PDC

As of July 31, 2014

*Handwritten signatures and initials*

DEF Gas Hedging Status

CONFIDENTIAL

7-1-14

Physical/ Financial	Instrument	Put/Call	Month	Z Key	Counterparty	Market	IF Location	Volume	Fixed Price (\$/MMBtu)	IFERC Settlement (\$/MMBtu)	Savings/Cost on Hedge	Actual/Projected Burns	% Hedged
Financial	FIXED SWAP		8/1/2014	3475428	CSEL	NYMEX	NG			\$4.6190			
Financial	FIXED SWAP		8/1/2014	3477408	BAR#	NYMEX	NG			\$4.6190			
Financial	FIXED SWAP		8/1/2014	3479629	CSEL	NYMEX	NG			\$4.6190			
Financial	FIXED SWAP		8/1/2014	3488884	BAR#	NYMEX	NG			\$4.6190			
Financial	FIXED SWAP		8/1/2014	3490982	MSCG	NYMEX	NG			\$4.6190			
Financial	FIXED SWAP		8/1/2014	3493029	BAR#	NYMEX	NG			\$4.6190			
Financial	FIXED SWAP		8/1/2014	3500346	BAR#	NYMEX	NG			\$4.6190			
Financial	FIXED SWAP		8/1/2014	3503813	DEU#	NYMEX	NG			\$4.6190			
Financial	FIXED SWAP		8/1/2014	3520566	MSCG	NYMEX	NG			\$4.6190			
Financial	FIXED SWAP		8/1/2014	3522712	CSEL	NYMEX	NG			\$4.6190			
Financial	FIXED SWAP		8/1/2014	3531875	BAR#	NYMEX	NG			\$4.6190			
Financial	FIXED SWAP		8/1/2014	3536402	BAR#	IFERC	HHUB			\$4.6300			
Financial	FIXED SWAP		8/1/2014	3542892	JPIAC#	IFERC	HHUB			\$4.6300			
Financial	FIXED SWAP		8/1/2014	3547124	JPMC#	IFERC	HHUB			\$4.6300			
Financial	FIXED SWAP		8/1/2014	3605295	CITI#	NYMEX	NG			\$4.6190			
Financial	FIXED SWAP		8/1/2014	3612071	CSEL	NYMEX	NG			\$4.6190			
Financial	FIXED SWAP		8/1/2014	3635403	CSEL	IFERC	MAINLN			\$4.5400			
Financial	FIXED SWAP		8/1/2014	3643162	MACO#	IFERC	MAINLN			\$4.5400			
Financial	FIXED SWAP		8/1/2014	3664487	JPIAC#	IFERC	MAINLN			\$4.5400			
Financial	FIXED SWAP		8/1/2014	3667263	JPIAC#	IFERC	MAINLN			\$4.5400			
Financial	FIXED SWAP		8/1/2014	3683581	CSEL	IFERC	MAINLN			\$4.5400			
Financial	FIXED SWAP		8/1/2014	3696923	CSEL	IFERC	MAINLN			\$4.5400			
Financial	FIXED SWAP		8/1/2014	3704570	MSCG	IFERC	MAINLN			\$4.5400			
Financial	FIXED SWAP		8/1/2014	3749640	CSEL	IFERC	MAINLN			\$4.5400			
Financial	FIXED SWAP		8/1/2014	3765683	BAR#	IFERC	MAINLN			\$4.5400			
Financial	FIXED SWAP		8/1/2014	3777596	JPMC#	IFERC	MAINLN			\$4.5400			
Financial	FIXED SWAP		8/1/2014	3780651	JPMC#	IFERC	MAINLN			\$4.5400			
Financial	FIXED SWAP		8/1/2014	3786540	DEU#	IFERC	MAINLN			\$4.5400			
Financial	FIXED SWAP		8/1/2014	3788134	CITI#	IFERC	MAINLN			\$4.5400			
Financial	FIXED SWAP		8/1/2014	3804723	CITI#	IFERC	MAINLN			\$4.5400			
Financial	FIXED SWAP		8/1/2014	3806325	BAR#	IFERC	MAINLN			\$4.5400			
Financial	FIXED SWAP		8/1/2014	3849354	CSEL	IFERC	MAINLN			\$4.5400			
Financial	FIXED SWAP		8/1/2014	4071973	JPIAC#	IFERC	MAINLN			\$4.5400			
Financial	FIXED SWAP		8/1/2014	4089618	BOI#	IFERC	MAINLN			\$4.5400			
Financial	FIXED SWAP		8/1/2014	4107078	BOI#	IFERC	MAINLN			\$4.5400			
Financial	FIXED SWAP		8/1/2014	4140424	BOI#	IFERC	MAINLN			\$4.5400			
Financial	FIXED SWAP		8/1/2014	4170585	MLC	IFERC	MAINLN			\$4.5400			
Financial	FIXED SWAP		8/1/2014	4180033	MLC	IFERC	MAINLN			\$4.5400			
Financial	FIXED SWAP		8/1/2014	4220118	CITI#	IFERC	MAINLN			\$4.5400			
Financial	FIXED SWAP		8/1/2014	4235121	BOI#	IFERC	MAINLN			\$4.5400			
Financial	FIXED SWAP		8/1/2014	4263596	BOI#	IFERC	MAINLN			\$4.5400			
Financial	FIXED SWAP		8/1/2014	4264233	MACO#	IFERC	MAINLN			\$4.5400			
Financial	FIXED SWAP		8/1/2014	4264962	BOI#	IFERC	MAINLN			\$4.5400			
Financial	FIXED SWAP		8/1/2014	4268161	BOI#	IFERC	TRNSZ4			\$4.5700			
Financial	FIXED SWAP		8/1/2014	4268839	JPMC#	IFERC	HHUB			\$4.6300			
Financial	FIXED SWAP		8/1/2014	4271210	MLC	IFERC	HHUB			\$4.6300			
Financial	FIXED SWAP		8/1/2014	4271926	BOI#	IFERC	HHUB			\$4.6300			
Financial	FIXED SWAP		8/1/2014	4273042	MLC	IFERC	HHUB			\$4.6300			
Financial	FIXED SWAP		8/1/2014	4290396	BOI#	IFERC	HHUB			\$4.6300			
											19,554,500	58%	

*Handwritten initials in a circle*

As of July 31, 2014

*22*  
*8/10*  
*11/13*

DEF Gas Hedging Status

CONFIDENTIAL

7-1-13

Physical/ Financial	Instrument	Put/Call	Month	Z Key	Counterparty	Market	Location	Volume	Fixed Price (\$/MMBtu)	IFERC Settlement (\$/MMBtu)	Savings/Cost on Hedge	Actual/Projected Burns	% Hedged
Financial	FIXED FINANCIAL OPTION	CALL	7/1/2014	3502053	JPMC#	NYMEX	NG			\$4.4000			
Financial	FIXED FINANCIAL OPTION	PUT	7/1/2014	3502053	JPMC#	NYMEX	NG			\$4.4000			
Financial	FIXED FINANCIAL OPTION	CALL	7/1/2014	3513807	BAR#	NYMEX	NG			\$4.4000			
Financial	FIXED FINANCIAL OPTION	PUT	7/1/2014	3513807	BAR#	NYMEX	NG			\$4.4000			
Financial	FIXED FINANCIAL OPTION	CALL	7/1/2014	3523377	MSCG	NYMEX	NG			\$4.4000			
Financial	FIXED FINANCIAL OPTION	PUT	7/1/2014	3523377	MSCG	NYMEX	NG			\$4.4000			
Financial	FIXED FINANCIAL OPTION	CALL	7/1/2014	3533852	CSEL	NYMEX	NG			\$4.4000			
Financial	FIXED FINANCIAL OPTION	PUT	7/1/2014	3533852	CSEL	NYMEX	NG			\$4.4000			
Financial	FIXED FINANCIAL OPTION	CALL	7/1/2014	3538863	CITI#	NYMEX	NG			\$4.4000			
Financial	FIXED FINANCIAL OPTION	PUT	7/1/2014	3538863	CITI#	NYMEX	NG			\$4.4000			
Financial	FIXED FINANCIAL OPTION	CALL	7/1/2014	3551074	BAR#	IFERC	TRNSZ4			\$4.4000			
Financial	FIXED FINANCIAL OPTION	PUT	7/1/2014	3551074	BAR#	IFERC	TRNSZ4			\$4.4000			
Financial	FIXED FINANCIAL OPTION	CALL	7/1/2014	3581786	JPMC#	IFERC	TRNSZ4			\$4.4000			
Financial	FIXED FINANCIAL OPTION	PUT	7/1/2014	3581786	JPMC#	IFERC	TRNSZ4			\$4.4000			
Financial	FIXED FINANCIAL OPTION	CALL	7/1/2014	3584195	JPMC#	IFERC	TRNSZ4			\$4.4000			
Financial	FIXED FINANCIAL OPTION	PUT	7/1/2014	3584195	JPMC#	IFERC	TRNSZ4			\$4.4000			
Financial	FIXED FINANCIAL OPTION	CALL	7/1/2014	3580972	CSEL	IFERC	TRNSZ4			\$4.4000			
Financial	FIXED FINANCIAL OPTION	PUT	7/1/2014	3580972	CSEL	IFERC	TRNSZ4			\$4.4000			
Financial	FIXED FINANCIAL OPTION	CALL	7/1/2014	3601622	MSCG	IFERC	TRNSZ4			\$4.4000			
Financial	FIXED FINANCIAL OPTION	PUT	7/1/2014	3601622	MSCG	IFERC	TRNSZ4			\$4.4000			
Financial	FIXED FINANCIAL OPTION	CALL	7/1/2014	3608554	JPMC#	IFERC	TRNSZ4			\$4.4000			
Financial	FIXED FINANCIAL OPTION	PUT	7/1/2014	3608554	JPMC#	IFERC	TRNSZ4			\$4.4000			
Financial	FIXED FINANCIAL OPTION	CALL	7/1/2014	3623730	JPMC#	IFERC	TRNSZ4			\$4.4000			
Financial	FIXED FINANCIAL OPTION	PUT	7/1/2014	3623730	JPMC#	IFERC	TRNSZ4			\$4.4000			
Financial	FIXED FINANCIAL OPTION	CALL	7/1/2014	3639228	MSCG	IFERC	TRNSZ4			\$4.4000			
Financial	FIXED FINANCIAL OPTION	PUT	7/1/2014	3639228	MSCG	IFERC	TRNSZ4			\$4.4000			
Financial	FIXED FINANCIAL OPTION	CALL	7/1/2014	3656831	BAR#	IFERC	TRNSZ4			\$4.4000			
Financial	FIXED FINANCIAL OPTION	PUT	7/1/2014	3656831	BAR#	IFERC	TRNSZ4			\$4.4000			
Financial	FIXED FINANCIAL OPTION	CALL	7/1/2014	3678450	JPMC#	IFERC	TRNSZ4			\$4.4000			
Financial	FIXED FINANCIAL OPTION	PUT	7/1/2014	3678450	JPMC#	IFERC	TRNSZ4			\$4.4000			
Financial	FIXED FINANCIAL OPTION	CALL	7/1/2014	3738712	CITI#	IFERC	TRNSZ4			\$4.4000			
Financial	FIXED FINANCIAL OPTION	PUT	7/1/2014	3738712	CITI#	IFERC	TRNSZ4			\$4.4000			
Financial	FIXED SWAP		7/1/2014	2126543	JPMC#	IFERC	HHUB			\$4.4100			
Financial	FIXED SWAP		7/1/2014	2130434	DEU#	IFERC	HHUB			\$4.4100			
Financial	FIXED SWAP		7/1/2014	2140362	DEU#	IFERC	HHUB			\$4.4100			
Financial	FIXED SWAP		7/1/2014	2165111	CSEL	IFERC	HHUB			\$4.4100			
Financial	FIXED SWAP		7/1/2014	2181915	MLC	IFERC	HHUB			\$4.4100			
Financial	FIXED SWAP		7/1/2014	2194808	MLC	IFERC	HHUB			\$4.4100			
Financial	FIXED SWAP		7/1/2014	2209443	MLC	IFERC	HHUB			\$4.4100			
Financial	FIXED SWAP		7/1/2014	2220243	JPMC#	IFERC	HHUB			\$4.4100			
Financial	FIXED SWAP		7/1/2014	2244168	MSCG	IFERC	HHUB			\$4.4100			
Financial	FIXED SWAP		7/1/2014	2262178	MSCG	IFERC	HHUB			\$4.4100			
Financial	FIXED SWAP		7/1/2014	2287620	CSEL	IFERC	HHUB			\$4.4100			
Financial	FIXED SWAP		7/1/2014	2299924	DEU#	IFERC	HHUB			\$4.4100			
Financial	FIXED SWAP		7/1/2014	2304674	JPMC#	IFERC	HHUB			\$4.4100			
Financial	FIXED SWAP		7/1/2014	2334675	CSEL	IFERC	HHUB			\$4.4100			
Financial	FIXED SWAP		7/1/2014	2348639	JPMC#	IFERC	HHUB			\$4.4100			
Financial	FIXED SWAP		7/1/2014	2372742	BAR#	IFERC	HHUB			\$4.4100			
Financial	FIXED SWAP		7/1/2014	2407839	DEU#	IFERC	HHUB			\$4.4100			
Financial	FIXED SWAP		7/1/2014	2451052	BAR#	IFERC	HHUB			\$4.4100			
Financial	FIXED SWAP		7/1/2014	2469681	CSEL	IFERC	HHUB			\$4.4100			
Financial	FIXED SWAP		7/1/2014	2579413	BAR#	IFERC	HHUB			\$4.4100			
Financial	FIXED SWAP		7/1/2014	2622830	BAR#	NYMEX	NG			\$4.4000			
Financial	FIXED SWAP		7/1/2014	2655333	JPMC#	NYMEX	NG			\$4.4000			

7-1-13

As of July 31, 2014

*Handwritten initials/signature*

DEF Gas Hedging Status

CONFIDENTIAL

2-10-38

Physical/ Financial	Instrument	ProdCat	Month	Z Key	Counterparty	Market	Location	Volume	Fixed Price (\$/MMBtu)	IFERC Settlement (\$/MMBtu)	Savings/Cost on Hedge	Actual/Projected Burns	% Hedged
Financial	FIXED SWAP		7/1/2014	3475429	CSEL	NYMEX	NG			\$4.4000			
Financial	FIXED SWAP		7/1/2014	3477409	BAR#	NYMEX	NG			\$4.4000			
Financial	FIXED SWAP		7/1/2014	3479630	CSEL	NYMEX	NG			\$4.4000			
Financial	FIXED SWAP		7/1/2014	3488885	BAR#	NYMEX	NG			\$4.4000			
Financial	FIXED SWAP		7/1/2014	3490983	MSCG	NYMEX	NG			\$4.4000			
Financial	FIXED SWAP		7/1/2014	3493030	BAR#	NYMEX	NG			\$4.4000			
Financial	FIXED SWAP		7/1/2014	3500347	BAR#	NYMEX	NG			\$4.4000			
Financial	FIXED SWAP		7/1/2014	3503814	DEU#	NYMEX	NG			\$4.4000			
Financial	FIXED SWAP		7/1/2014	3520567	MSCG	NYMEX	NG			\$4.4000			
Financial	FIXED SWAP		7/1/2014	3522713	CSEL	NYMEX	NG			\$4.4000			
Financial	FIXED SWAP		7/1/2014	3531876	BAR#	NYMEX	NG			\$4.4000			
Financial	FIXED SWAP		7/1/2014	3536403	BAR#	IFERC	HHUB			\$4.4100			
Financial	FIXED SWAP		7/1/2014	3542893	JPM#	IFERC	HHUB			\$4.4100			
Financial	FIXED SWAP		7/1/2014	3547125	JPM#	IFERC	HHUB			\$4.4100			
Financial	FIXED SWAP		7/1/2014	3605296	CITI#	NYMEX	NG			\$4.4000			
Financial	FIXED SWAP		7/1/2014	3612072	CSEL	NYMEX	NG			\$4.4000			
Financial	FIXED SWAP		7/1/2014	3635404	CSEL	IFERC	MAINLN			\$4.3300			
Financial	FIXED SWAP		7/1/2014	3643163	MACO#	IFERC	MAINLN			\$4.3300			
Financial	FIXED SWAP		7/1/2014	3664488	JPM#	IFERC	MAINLN			\$4.3300			
Financial	FIXED SWAP		7/1/2014	3667284	JPM#	IFERC	MAINLN			\$4.3300			
Financial	FIXED SWAP		7/1/2014	3683562	CSEL	IFERC	MAINLN			\$4.3300			
Financial	FIXED SWAP		7/1/2014	3696924	CSEL	IFERC	MAINLN			\$4.3300			
Financial	FIXED SWAP		7/1/2014	3704571	MSCG	IFERC	MAINLN			\$4.3300			
Financial	FIXED SWAP		7/1/2014	3749641	CSEL	IFERC	MAINLN			\$4.3300			
Financial	FIXED SWAP		7/1/2014	3765884	BAR#	IFERC	MAINLN			\$4.3300			
Financial	FIXED SWAP		7/1/2014	3777597	JPM#	IFERC	MAINLN			\$4.3300			
Financial	FIXED SWAP		7/1/2014	3780652	JPM#	IFERC	MAINLN			\$4.3300			
Financial	FIXED SWAP		7/1/2014	3786541	DEU#	IFERC	MAINLN			\$4.3300			
Financial	FIXED SWAP		7/1/2014	3788135	CITI#	IFERC	MAINLN			\$4.3300			
Financial	FIXED SWAP		7/1/2014	3804724	CITI#	IFERC	MAINLN			\$4.3300			
Financial	FIXED SWAP		7/1/2014	3806326	BAR#	IFERC	MAINLN			\$4.3300			
Financial	FIXED SWAP		7/1/2014	3849355	CSEL	IFERC	MAINLN			\$4.3300			
Financial	FIXED SWAP		7/1/2014	4071974	JPM#	IFERC	MAINLN			\$4.3300			
Financial	FIXED SWAP		7/1/2014	4089619	BOM#	IFERC	MAINLN			\$4.3300			
Financial	FIXED SWAP		7/1/2014	4107079	BOM#	IFERC	MAINLN			\$4.3300			
Financial	FIXED SWAP		7/1/2014	4140425	BOM#	IFERC	MAINLN			\$4.3300			
Financial	FIXED SWAP		7/1/2014	4170586	MLC	IFERC	MAINLN			\$4.3300			
Financial	FIXED SWAP		7/1/2014	4180034	MLC	IFERC	MAINLN			\$4.3300			
Financial	FIXED SWAP		7/1/2014	4228121	CITI#	IFERC	MAINLN			\$4.3300			
Financial	FIXED SWAP		7/1/2014	4235122	BOM#	IFERC	MAINLN			\$4.3300			
Financial	FIXED SWAP		7/1/2014	4263597	BOM#	IFERC	MAINLN			\$4.3300			
Financial	FIXED SWAP		7/1/2014	4264234	MACO#	IFERC	MAINLN			\$4.3300			
Financial	FIXED SWAP		7/1/2014	4264965	BOM#	IFERC	MAINLN			\$4.3300			
Financial	FIXED SWAP		7/1/2014	4268162	BOM#	IFERC	TRANS24			\$4.4000			
Financial	FIXED SWAP		7/1/2014	4268840	JPM#	IFERC	HHUB			\$4.4100			
Financial	FIXED SWAP		7/1/2014	4271211	MLC	IFERC	HHUB			\$4.4100			
Financial	FIXED SWAP		7/1/2014	4271927	BOM#	IFERC	HHUB			\$4.4100			
Financial	FIXED SWAP		7/1/2014	4273043	MLC	IFERC	HHUB			\$4.4100			
Financial	FIXED SWAP		7/1/2014	4290397	BOM#	IFERC	HHUB			\$4.4100			
											20,876,100	56%	

PBC



1-28-2  
 2-20-1

USG  
 H/S

DEF Coal Transportation Hedging Status - Roll  
 CONFIDENTIAL

As of December 31, 2013

Duke Energy Financial, Inc. 2014 Hedging Audit. Docket # 140001-E1

Physical/Financial	Instrument	Month	Z Key	Market	Location	Volume (Gallons)	Fixed Price (\$/gallon)	Market Settlement (\$/gallon)	Estimated Savings (Cost) on Hedge	Estimated Expense	Total % Estimated Hedged Exposure
Financial	FIXED SWAP	1/1/2013	3621707	USGLF	NOZULS			\$3 0496		178,906	47%
Financial	FIXED SWAP	2/1/2013	3521786	USGLF	NOZULS			\$3 2081		176,477	46%
Financial	FIXED SWAP	3/1/2013	3521786	USGLF	NOZULS			\$3 0107		178,477	46%
Financial	FIXED SWAP	4/1/2013	3540866	USGLF	NOZULS			\$2 8763			
Financial	FIXED SWAP	4/1/2013	3711706	USGLF	NOZULS			\$2 8763			
Financial	FIXED SWAP	4/1/2013	3751199	USGLF	NOZULS			\$2 8763		178,477	71%
Financial	FIXED SWAP	5/1/2013	3540867	USGLF	NOZULS			\$2 8422			
Financial	FIXED SWAP	5/1/2013	3711706	USGLF	NOZULS			\$2 8422			
Financial	FIXED SWAP	5/1/2013	3751200	USGLF	NOZULS			\$2 8422		178,477	71%
Financial	FIXED SWAP	6/1/2013	3540868	USGLF	NOZULS			\$2 8601			
Financial	FIXED SWAP	6/1/2013	3711706	USGLF	NOZULS			\$2 8601			
Financial	FIXED SWAP	6/1/2013	3751203	USGLF	NOZULS			\$2 8601		174,062	72%
Financial	FIXED SWAP	7/1/2013	3599941	USGLF	NOZULS			\$2 9631			
Financial	FIXED SWAP	7/1/2013	3764916	USGLF	NOZULS			\$2 9631		174,062	46%
Financial	FIXED SWAP	8/1/2013	3599942	USGLF	NOZULS			\$3 0436			
Financial	FIXED SWAP	8/1/2013	3764918	USGLF	NOZULS			\$3 0436		320,967	26%
Financial	FIXED SWAP	9/1/2013	3599943	USGLF	NOZULS			\$3 0118			
Financial	FIXED SWAP	9/1/2013	3764920	USGLF	NOZULS			\$3 0118			
Financial	FIXED SWAP	9/1/2013	4051847	USGLF	NOZULS			\$3 0118			
Financial	FIXED SWAP	9/1/2013	4062519	USGLF	NOZULS			\$3 0118		352,465	46%
Financial	FIXED SWAP	10/1/2013	3674018	USGLF	NOZULS			\$2 9326			
Financial	FIXED SWAP	10/1/2013	4851848	USGLF	NOZULS			\$2 9326			
Financial	FIXED SWAP	10/1/2013	4062520	USGLF	NOZULS			\$2 9326			
Financial	FIXED SWAP	10/1/2013	4097039	USGLF	NOZULS			\$2 9326		362,465	46%
Financial	FIXED SWAP	11/1/2013	3674020	USGLF	NOZULS			\$2 8491			
Financial	FIXED SWAP	11/1/2013	4051849	USGLF	NOZULS			\$2 8491			
Financial	FIXED SWAP	11/1/2013	4062521	USGLF	NOZULS			\$2 8491			
Financial	FIXED SWAP	11/1/2013	4097040	USGLF	NOZULS			\$2 8491		352,465	46%
Financial	FIXED SWAP	12/1/2013	3674022	USGLF	NOZULS			\$2 9515			
Financial	FIXED SWAP	12/1/2013	4051850	USGLF	NOZULS			\$2 9515			
Financial	FIXED SWAP	12/1/2013	4062522	USGLF	NOZULS			\$2 9515			
Financial	FIXED SWAP	12/1/2013	4097041	USGLF	NOZULS			\$2 9515		352,465	48%

As of July 31, 2014

DEF Coal Transportation Hedging Status - Barge

CONFIDENTIAL

Physical/ Financial	Instrument	Month	Z Key	Market	Location	Volume (Gallons)	Fixed Price (\$/Gallons)	Market Settlement (\$/Gallons)	Estimated Savings/(Cost) on Hedge	Estimated Exposure	Total % Estimated Hedged Exposure
Financial	FIXED SWAP	1/1/2014	3880008	USGLF	NOZULS			\$2.9011			
Financial	FIXED SWAP	1/1/2014	3971448	USGLF	NOZULS			\$2.9011			
Financial	FIXED SWAP	1/1/2014	4105864	USGLF	NOZULS			\$2.9011			
Financial	FIXED SWAP	1/1/2014	4219684	USGLF	NOZULS			\$2.9011			
										382,325	44%
Financial	FIXED SWAP	2/1/2014	3881971	USGLF	NOZULS			\$2.9750			
Financial	FIXED SWAP	2/1/2014	3971450	USGLF	NOZULS			\$2.9750			
Financial	FIXED SWAP	2/1/2014	4105865	USGLF	NOZULS			\$2.9750			
Financial	FIXED SWAP	2/1/2014	4219685	USGLF	NOZULS			\$2.9750			
										570,791	28%
Financial	FIXED SWAP	3/1/2014	3881974	USGLF	NOZULS			\$2.9174			
Financial	FIXED SWAP	3/1/2014	3971452	USGLF	NOZULS			\$2.9174			
Financial	FIXED SWAP	3/1/2014	4105866	USGLF	NOZULS			\$2.9174			
Financial	FIXED SWAP	3/1/2014	4219688	USGLF	NOZULS			\$2.9174			
										503,143	33%
Financial	FIXED SWAP	4/1/2014	3926543	USGLF	NOZULS			\$2.9321			
Financial	FIXED SWAP	4/1/2014	3978961	USGLF	NOZULS			\$2.9321			
Financial	FIXED SWAP	4/1/2014	4165805	USGLF	NOZULS			\$2.9321			
Financial	FIXED SWAP	4/1/2014	4226098	USGLF	NOZULS			\$2.9321			
Financial	FIXED SWAP	4/1/2014	4374228	USGLF	NOZULSF			\$2.9321			
										505,350	42%
Financial	FIXED SWAP	5/1/2014	3926545	USGLF	NOZULS			\$2.9035			
Financial	FIXED SWAP	5/1/2014	3978963	USGLF	NOZULS			\$2.9035			
Financial	FIXED SWAP	5/1/2014	4165806	USGLF	NOZULS			\$2.9035			
Financial	FIXED SWAP	5/1/2014	4228105	USGLF	NOZULS			\$2.9035			
Financial	FIXED SWAP	5/1/2014	4374230	USGLF	NOZULSF			\$2.9035			
										508,460	41%
Financial	FIXED SWAP	6/1/2014	3926546	USGLF	NOZULS			\$2.9198			
Financial	FIXED SWAP	6/1/2014	3978965	USGLF	NOZULS			\$2.9198			
Financial	FIXED SWAP	6/1/2014	4165807	USGLF	NOZULS			\$2.9198			
Financial	FIXED SWAP	6/1/2014	4228106	USGLF	NOZULS			\$2.9198			
Financial	FIXED SWAP	6/1/2014	4374231	USGLF	NOZULSF			\$2.9198			
										523,874	48%
Financial	FIXED SWAP	7/1/2014	3965095	USGLF	NOZULS			\$2.8443			
Financial	FIXED SWAP	7/1/2014	4062581	USGLF	NOZULS			\$2.8443			
Financial	FIXED SWAP	7/1/2014	4175876	USGLF	NOZULS			\$2.8443			
Financial	FIXED SWAP	7/1/2014	4228107	USGLF	NOZULS			\$2.8443			
Financial	FIXED SWAP	7/1/2014	4397348	USGLF	NOZULS			\$2.8443			
Financial	FIXED SWAP	7/1/2014	4405946	USGLF	NOZULS			\$2.8443			
										584,368	43%

2-2 P.2



2-3 p.1

DEF #2 Oil Hedging Status  
 CONFIDENTIAL

As of December 31, 2013

US  
 2/1/13  
 1/1/13

Duke Energy Financial, Inc. 2014 Hedging Audit. Docket 140001-EI

Physical/Financial	Instrument	Month	Key	Counterparty	Market	Location	Volume (Bbl)	Fixed Price (\$/Bbl)	Market Oil Price (WTI) (\$/Bbl)	Savings/Position Hedge	Actual/Projected Basis	% Hedged
Financial	FIXED SWAP	1/1/2013	3532485	BOM	USGLF	NOZULS			\$128.0632		8,500	32%
Financial	FIXED SWAP	2/1/2013	3532486	BOM	USGLF	NOZULS			\$134.7462		15,500	58%
Financial	FIXED SWAP	3/1/2013	3532489	BOM	USGLF	NOZULS			\$128.4484		8,402	36%
Financial	FIXED SWAP	4/1/2013	3532491	BOM	USGLF	NOZULS			\$120.8046			
Financial	FIXED SWAP	4/1/2013	3748949	DEU	USGLF	NOZULS			\$120.8346		11,628	36%
Financial	FIXED SWAP	5/1/2013	3532480	BOM	USGLF	NOZULS			\$119.3724			
Financial	FIXED SWAP	5/1/2013	3748958	DEU	USGLF	NOZULS			\$119.3724			
Financial	FIXED SWAP	5/1/2013	3837894	BOM	USGLF	NOZULS			\$119.3724		13,004	62%
Financial	FIXED SWAP	6/1/2013	3532495	BOM	USGLF	NOZULS			\$120.1242			
Financial	FIXED SWAP	6/1/2013	3748958	DEU	USGLF	NOZULS			\$120.1242		17,514	23%
Financial	FIXED SWAP	7/1/2013	3544366	MACO	USGLF	NOZULS			\$125.2902			
Financial	FIXED SWAP	7/1/2013	3599953	JPMC	USGLF	NOZULS			\$125.2902			
Financial	FIXED SWAP	7/1/2013	3674000	JPMC	USGLF	NOZULS			\$125.2902			
Financial	FIXED SWAP	7/1/2013	3748960	DEU	USGLF	NOZULS			\$125.2902		14,843	34%
Financial	FIXED SWAP	8/1/2013	3544368	MACO	USGLF	NOZULS			\$127.8312			
Financial	FIXED SWAP	8/1/2013	3599955	JPMC	USGLF	NOZULS			\$127.8312			
Financial	FIXED SWAP	8/1/2013	3674002	JPMC	USGLF	NOZULS			\$127.8312			
Financial	FIXED SWAP	8/1/2013	3748962	DEU	USGLF	NOZULS			\$127.8312		20,354	25%
Financial	FIXED SWAP	9/1/2013	3544370	MACO	USGLF	NOZULS			\$126.4958			
Financial	FIXED SWAP	9/1/2013	3599957	JPMC	USGLF	NOZULS			\$126.4958			
Financial	FIXED SWAP	9/1/2013	3674004	JPMC	USGLF	NOZULS			\$126.4958			
Financial	FIXED SWAP	9/1/2013	3748964	DEU	USGLF	NOZULS			\$126.4958		8,504	59%
Financial	FIXED SWAP	10/1/2013	3544372	MACO	USGLF	NOZULS			\$123.1692			
Financial	FIXED SWAP	10/1/2013	3748968	DEU	USGLF	NOZULS			\$123.1692			
Financial	FIXED SWAP	10/1/2013	3749710	DEU	USGLF	NOZULS			\$123.1692		6,200	46%
Financial	FIXED SWAP	11/1/2013	3544374	MACO	USGLF	NOZULS			\$119.6622			
Financial	FIXED SWAP	11/1/2013	3748968	DEU	USGLF	NOZULS			\$119.6622			
Financial	FIXED SWAP	11/1/2013	3749712	DEU	USGLF	NOZULS			\$119.6622		4,147	72%
Financial	FIXED SWAP	12/1/2013	3544376	MACO	USGLF	NOZULS			\$123.0630			
Financial	FIXED SWAP	12/1/2013	3748970	DEU	USGLF	NOZULS			\$123.0630			
Financial	FIXED SWAP	12/1/2013	3749714	DEU	USGLF	NOZULS			\$123.0630			
											3,481	66%



As of July 31, 2014

*Handwritten initials/signature*

DEF #2 Oil Hedging Status

CONFIDENTIAL

Physical/Financial	Instrument	Month	Z Key	Counterparty	Market	Location	Volume (Bbls)	Fixed Price (\$/Bbl)	Market Swap Bix Average (\$/Bbl)	Savings/Cost on Hedge	Actual/Projected Basis	% Hedged
Financial	FIXED SWAP	1/1/2014	4239468	JPMC#	USGLF	NO2ULS			121.8462			
Financial	FIXED SWAP	1/1/2014	4242337	MSCG	USGLF	NO2ULS			121.8462			
											13,328	23%
Financial	FIXED SWAP	2/1/2014	4239469	JPMC#	USGLF	NO2ULS			124.9500			
Financial	FIXED SWAP	2/1/2014	4242354	MSCG	USGLF	NO2ULS			124.9500			
											9,552	32%
Financial	FIXED SWAP	3/1/2014	4239470	JPMC#	USGLF	NO2ULS			122.5308			
Financial	FIXED SWAP	3/1/2014	4242355	MSCG	USGLF	NO2ULS			122.5308			
											10,865	28%
Financial	FIXED SWAP	4/1/2014	4239471	JPMC#	USGLF	NO2ULS			123.1482			
Financial	FIXED SWAP	4/1/2014	4318164	BOM#	USGLF	NO2ULS			123.1482			
											28,179	14%
Financial	FIXED SWAP	5/1/2014	4239472	JPMC#	USGLF	NO2ULS			121.9470			
Financial	FIXED SWAP	5/1/2014	4318165	BOM#	USGLF	NO2ULS			121.9470			
											17,582	23%
Financial	FIXED SWAP	6/1/2014	4239473	JPMC#	USGLF	NO2ULS			122.6316			
Financial	FIXED SWAP	6/1/2014	4318166	BOM#	USGLF	NO2ULS			122.6316			
											13,582	28%
Financial	FIXED SWAP	7/1/2014	4239474	JPMC#	USGLF	NO2ULS			119.4606			
Financial	FIXED SWAP	7/1/2014	4320148	MLC	USGLF	NO2ULS			119.4606			
											2,005	150%

Duke Energy Field Services, Inc. 2014

40001-ET  
Docket #

Audited







As of July 31, 2014

DEF Coal Transportation Hedging Status - Rail

CONFIDENTIAL

Physical/ Financial	Instrument	Month	7 Key	Market	Location	Volume (Gallons)	Fixed Price (\$/Gallon)	Market Settlement (\$/Gallon)	Estimated Savings (Cost) on Hedge	Estimated Exposure	Total % Estimated Hedged Exposure
Financial	FIXED SWAP	1/1/2014	3887237	USGLF	NO2ULS			\$2.9011			
Financial	FIXED SWAP	1/1/2014	4170809	USGLF	NO2ULS			\$2.9011			
										202,649	41%
Financial	FIXED SWAP	2/1/2014	3887241	USGLF	NO2ULS			\$2.9750			
Financial	FIXED SWAP	2/1/2014	4170810	USGLF	NO2ULS			\$2.9750			
										164,009	51%
Financial	FIXED SWAP	3/1/2014	3887242	USGLF	NO2ULS			\$2.9174			
Financial	FIXED SWAP	3/1/2014	4170811	USGLF	NO2ULS			\$2.9174			
										164,009	51%
Financial	FIXED SWAP	4/1/2014	3937698	USGLF	NO2ULS			\$2.9321			
Financial	FIXED SWAP	4/1/2014	4177258	USGLF	NO2ULS			\$2.9321			
										164,009	51%
Financial	FIXED SWAP	5/1/2014	3937709	USGLF	NO2ULS			\$2.9035			
Financial	FIXED SWAP	5/1/2014	4177259	USGLF	NO2ULS			\$2.9035			
										164,009	51%
Financial	FIXED SWAP	6/1/2014	3937710	USGLF	NO2ULS			\$2.9198			
Financial	FIXED SWAP	6/1/2014	4177260	USGLF	NO2ULS			\$2.9198			
										164,009	51%
Financial	FIXED SWAP	7/1/2014	3984928	USGLF	NO2ULS			\$2.8443			
Financial	FIXED SWAP	7/1/2014	4175879	USGLF	NO2ULS			\$2.8443			
										168,881	50%

Duke Energy Florencia, Inc.

2-AP-2



*Handwritten initials/signatures*

As of December 31, 2013

**DEF Gas Storage Hedging Status**  
**CONFIDENTIAL**

Docket No. 140001-EI  
Witness: McClay  
Exhibit No. (JM-1T)  
Hedging Details (Aug - Dec 2013)  
1 of 1

*2-521*

Physical/ Financial	Instrument	Month	Z Key	Counterparty	Market	Location	Volume	Fixed Price (\$/MMBtu)	IFERC Settlement (\$/MMBtu)	Savings/Cost on Hedge	Actual/Projected Burns	% Hedged
Financial	FIXED SWAP	6/1/2013	3986424	CSEL	IFERC	FGTZ3			\$4.2600			
Financial	FIXED SWAP	6/1/2013	3971356	MACQ	IFERC	FGTZ3			\$4.2600			
											<b>250,000</b>	<b>80%</b>

As of July 31, 2014

Handwritten notes:  $2 \frac{11}{19}$  and  $4 \frac{11}{19}$

### DEF Gas Storage Hedging Status

**CONFIDENTIAL**

Physical/ Financial	Instrument	Month	Z Key	Counterparty	Market	Location	Volume	Fixed Price (\$/MMBtu)	if ERC Settlement (\$/MMBtu)	Savings/Cost on Hedge	% Hedged
Financial	FIXED SWAP	6/1/2014	4370699	MACQ#	IFERC	FGTZ3			4.7100		
Financial	FIXED SWAP	6/1/2014	4436487	JPMC#	IFERC	FGTZ3			4.7100		
										250,000	60%

Duke Energy Florida, Inc. 2014 Hedging Audit. Docket No. 140001-IEI





**Work Paper 30**

# **Work Paper 30**

**REDACTED SLIPSHEET:**

30: Actual Hedging Goals vs Hedging results

**REDACTED SLIPSHEET:**

30/1: Hedged Exposure

REDACTED

30 5/17  
M/1/14

Duke Energy Florida, Inc.  
Risk Management Plan for  
Fuel Procurement and Wholesale Power Purchases  
For 2014

Duke Energy Florida, Inc. (DEF) is submitting its 2014 Risk Management Plan for review by the Florida Public Service Commission. The Risk Management Plan includes the required items as outlined in Attachment A of Order No. PSC-02-1484-FOF-EI and specifically items 1 through 9, and items 13 through 15 as set forth in Exhibit TFB-4 to the prefiled testimony of Todd F. Bohrmann in Docket No. 011605-EI and further clarified in Order No. PSC-08-0667-PAA-EI of Docket No. 080001-EI.

Several groups play key roles in the management, monitoring, and execution of the activities outlined in DEF's Risk Management Plan. These groups include Fuels and System Optimization (FSO), Global Risk Management (GRM), which includes Enterprise and Regulated Risk and Credit (Risk Management), Regulated Accounting, Internal Audit, Legal, and Information Technology. The activities supported by these groups include the following: procuring competitively priced fuel, performing active asset optimization and portfolio management, executing DEF's hedging strategy, monitoring and reporting against established oversight limits for credit and margin limits, performing credit evaluations and monitoring credit and default exposure, performing deal validation, volume actualization, preparing and reviewing transactions and contracts, preparing journal entries to account for fuel and power related activities, performing billing and payments under the various fuel and purchased power contracts, performing audits, and maintaining and supporting needed systems to capture, track, and account for these activities.

Based on the July 2013 Fuels and Operations Forecast (FOF), DEF's estimated fuel consumption and economy transaction projections for 2014 are as follows:

Coal

Based on current projections, DEF forecasts to burn approximately [REDACTED] tons of coal in 2014. DEF's forecasted coal requirements for 2014 will primarily be purchased under term coal supply agreements. The coal supply will be delivered to DEF's plants via railroad and barge transportation agreements. Spot purchases will be made as needed to supplement the term purchases.

30

Light Oil

Based on current projections, DEF forecasts to burn approximately [REDACTED] barrels of light oil in 2014. DEF's forecasted light fuel oil requirements

30



30-1 p.1



REDACTED

5/17

4/14/14

for 2014 are expected to be purchased primarily under term supply agreements with volume flexibility at indexed market prices. Spot market purchases will be made as needed to supplement term purchases.

Natural Gas

Based on current projections, DEF forecasts to burn approximately [REDACTED] of natural gas in 2014, comprised of approximately [REDACTED] at DEF's generating plants and [REDACTED] at gas-tolling purchased power facilities where DEF has the responsibility to provide the natural gas. DEF's forecasted natural gas requirements for 2014 are expected to be purchased primarily under term supply agreements based on market index pricing, with supplemental seasonal, monthly and daily purchases of natural gas being made as needed.

Economy Power Purchases and Sales

Based on current projections, DEF forecasts to purchase approximately [REDACTED] of economy power and sell approximately [REDACTED] of economy power in 2014. DEF actively seeks to purchase and sell economy power as opportunities arise based on market prices, dispatch costs, and available transmission capacity.

**Item 1. Identify the company's overall quantitative and qualitative Risk Management Plan Objectives.**

DEF's identified 2014 Risk Management Plan Objectives are to effectively manage its overall fuel and purchased power costs for its customers by engaging in competitive fuel procurement practices and activities, performing active asset optimization and portfolio management activities, and continuing to execute the company's hedging program to reduce price risk and provide greater cost certainty for DEF's customers. These items are discussed further in Item 8.

**Item 2. Identify the minimum quantity of fuel to be hedged and the activities to be executed during the remainder of 2013 and during 2014**

DEF utilizes a phased hedging program where hedge transactions are executed over time with the objective of reducing price risk and providing greater cost certainty for DEF's customers. The hedging program includes executing approved agreements over time for natural gas and light fuel oil usage for generation fuel, and coal rail and river transportation fuel surcharges. Natural gas hedging activity represents the largest component of



30-1 p.2

CO 3/7  
NAI  
2/4

DEF's hedging program as natural gas represents the largest fuel cost component of DEF's overall generation fuel costs.

The volumes hedged over time represent a portion of DEF's forecasted burns with higher hedging target ranges in the near term and lower hedging target ranges in the outer period. The hedge percentage target ranges outlined provide a framework for consistently executing the layered hedging strategy over time. DEF cannot predict future prices and DEF's hedging program does not involve speculation or trying to "out-guess" the market. All hedges are executed at the prevailing market price for any given period that exists at the time the hedging transactions are executed. The results of hedging activities may or may not result in net fuel cost savings due to differences between the monthly settlement prices and the actual hedge price of the transactions that were executed over time. The volumes hedged for each fuel type over time are based on periodic updated fuel forecasts and the actual hedge percentages for any month, rolling period, or calendar annual period may come in higher or lower than the target minimum hedge percentages and hedging ranges because of actual fuel burns versus forecasted fuel burns. Actual burns can deviate from forecasted burns because of dynamic variables such as weather, unforeseen unit outages, actual load, and changing fuel prices. DEF's multi-year approach to executing fixed price transactions over time is a reasonable and prudent approach to reduce price risk and provide greater cost certainty for DEF's customers.

Outlined below for each fuel type and exposure are the targeted minimum hedge percentages to be hedged for the remainder of 2013 and 2014:

Natural Gas

Natural gas represents DEF's largest fuel cost component and represents the largest component of DEF's hedging activities. DEF plans to continue to execute its existing phased hedging program over a rolling 36-month period through time for natural gas through the remainder of 2013 and during 2014. The currently approved rolling hedge percentage that are outlined in DEF's Franchised Electric Risk Limits as follows:



DEF will target to hedge a minimum of [REDACTED] and [REDACTED] of forecasted natural gas burns for the rolling 36-month time period through time, respectively, during the remainder of 2013 and 2014. Given DEF's hedging strategy, DEF will continue to participate in spot natural gas prices for a portion of its estimated natural gas needs.



30-1 p.3

REDACTED

5/17  
2/11  
8/14

#### Light Oil

With respect to light oil forecasted to be burned at DEF's owned generation facilities for calendar year 2014, during the balance of 2013 and 2014, DEF will target to hedge a minimum of [REDACTED] of its forecasted light oil burns.

#### Coal Rail and River Transportation Fuel Surcharges

During the balance of 2013 and during 2014, with respect to coal river and rail transportation estimated fuel surcharge exposure, DEF will target to hedge between [REDACTED] to [REDACTED] of the estimated fuel surcharge exposure for calendar year 2014.

#### Summary

Through the remainder of 2013 and during 2014, DEF will continue monitor its fuel forecast and will continue to execute hedges over time to attempt to manage to the hedge percentage targets outlined for a portion of its projected burns for natural gas, light oil, and estimated coal rail and river transportation fuel surcharge exposure. This hedging approach is consistent with DEF's existing strategy and allows DEF to continue to monitor the market and fuel forecast updates. The hedging targets for each of the respective periods are included in DEF's Franchised Electric Risk Limits in **Attachment A**.

### **Item 3. Identify and quantify each risk, general and specific, that the utility may encounter with its fuel procurement.**

DEF has identified specific and general risks associated with the procurement of fuels and power optimization activities. The specific risks include fuel price risk, supplier performance and default risk, liquidity risk, credit risk, product availability risk, and changes in forecasted volumes. The general risks include weather related events such as hurricanes, extreme weather variations from forecast, business continuity, and changes in environmental rules and regulations. Described below are the specific and general risks and DEF's activities to manage overall exposure to these risks. In addition, the processes that DEF has in place to monitor and quantify these risks are also described.

#### Fuel Price Risk

DEF's customers are exposed to the risk of fuel price movements, which could result in significant variability in projected and actual fuel costs. For natural gas and light oil, the physical fuel is procured under standard industry contracts that are based on published market index pricing that exists during the time periods the fuel is delivered. The published market index prices paid by DEF for these fuels will fluctuate with daily changes in market prices until the respective first of the month market index or daily-published market index price settles and the product is delivered. For coal, DEF executes standard

PBC

30-10.4

**REDACTED SLIPSHEET:**

30-2: Franchise Electric Risk Limits



Attachment B

CONFIDENTIAL

30-3

Duke Energy Florida, Inc. 2014 Hedging Audit. Docker No. 140817-E1  
 6817

Regulated Fuels Hedging Portfolio

Total Default Exposure (MtM) by commodity

Report Date: 7/11/2013

As of: 7/10/2013

Duke Energy Florida, Inc.

\$ in millions

Commodity	2013	2014	2015	2016	2017	2018	2019	Total
Fixed Price Physical								
Fixed Swaps								
Financial Options								
Fixed Swaps No.6								
Financial Options No.6								
Fixed Swaps No.2								
Financial Options No.2								
Fixed Priced								
Collar Priced								
Market Priced								
Barge								
Rail								
<b>DEF Total</b>								

Notes

[Redacted Notes]



**REDACTED SLIPSHEET:**

30-4: ISDA Collateral Summary

**REDACTED SLIPSHEET:**

30-5: Authority Matrix

**REDACTED SLIPSHEET:**

30-6: Duke Energy Policy Statement - Commodity Risk Policy  
(6 pages)



**REDACTED SLIPSHEET:**

30-7: Duke Energy Policy Statement - Credit Policy (5 pages.)

**REDACTED SLIPSHEET:**

30-8: Franchised Electric Credit Limits (5 pages.)

**REDACTED SLIPSHEET:**

30-9: Energy Supply Bulk Power Marketing & Trading  
Delegation of Authority (doc-2 pages.)

**REDACTED SLIPSHEET:**

30-10: DEF Franchised Electric Risk Management Control  
Manual (39 pgs.)



Work Paper 45

# Work Paper 45

**REDACTED SLIPSHEET:**

45: Reconciliation of Tolling Cost- Vandolah Tolling Charges  
(1 page.)

**REDACTED SLIPSHEET:**

45-1: Documentation Supporting Tolling Cost for October 2013  
- Vandolah Invoice (Page 1)



Duke Energy Florida, Inc. 2014 Hedging Audit. Pocket No. 140004-E1

AGAR 101 013  
02111111

*W. King*

2014 Hedging Audit 10/21/14

CONFIDENTIAL

*45-172*

Contract	Reg. Asset #	Asset Type	Schedule Type	Invoice #	Old MW's	Old \$ Amount	New MW's	New \$ Amount	% of Difference	\$ Difference	Cost	Adjustment
RES	2320201	Oil Purchase	TOLL			\$		\$				\$5
RES	2320201	Oil Purchase	TOLL			\$		\$				\$5
RES	2320201	Oil Purchase	TOLL			\$		\$				\$5
RES	23202RE	Purchase	TOLL (VAND)			\$		\$				\$5
RES	23202RE	Purchase	TOLL (VAND)			\$		\$				\$5
RES	23202RE	Purchase	TOLL (VAND)			\$		\$				\$5
RES	23202RE	Purchase	TOLL (VAND)			\$		\$				\$5
RES	23202RE	Purchase	TOLL (VAND)			\$		\$				\$5
RES	23202RE	Gas Purchase	TOLL (VAND)			\$		\$				\$5
RES	23202RE	Gas Purchase	TOLL (VAND)			\$		\$				\$5
RES	23202NE	Purchase	(Capacity)TOLL			\$		\$				\$5
RES	23202NE	Purchase	(Capacity)TOLL			\$		\$				\$5
RES	23202NE	Purchase	(Capacity)TOLL			\$		\$				\$5
RES	23202NE	Purchase	TOLL			\$		\$				\$5
RES	23202NE	Purchase	TOLL			\$		\$				\$5
RES	23202NE	Oil Purchase	TOLL			\$		\$				\$5
RES	23202NE	Gas Purchase	TOLL (VAND)			\$		\$				\$5
RES	23202NE	Gas Purchase	TOLL (VAND)			\$		\$				\$5

$\sum \$5 = \$1,102,812.71 = AG$

- September-13 # 2 Oil charge for Vandalia
- July-13 # 2 Oil charge for Vandalia
- August-13 # 2 Oil charge for Vandalia
- September-13 #11 \$ per Adjustment (contract Adjustment)
- September-13 Start Chp gas (17)
- September-13 Capacity
- September-13 Oil
- September-13 # 2 Oil charge for Vandalia
- September-13 gas volume from up
- September-13 gas volume from up (contract)
- TOTAL ADJUSTMENTS
- October-13 Monthly Adjustment Cap Exclusion PG Contract Exemption
- October-13 Monthly Adjustment Cap Exclusion PG Contract Exemption
- October-13 Capacity
- October-13 Start Chp gas (17)
- October-13 Oil
- October-13 # 2 Oil charge for Vandalia
- October-13 gas volume
- October-13 gas volume (contract)

REDACTED



A  
2014





Duke Energy Florida, Inc. 2013 ~~REDACTED~~ Audit. Docket No. 140001-EI

PROGRESS ENERGY FLORIDA, INC.  
SCHEDULE A7

PURCHASED POWER  
EXCLUSIVE OF ECONOMY PURCHASES  
FOR THE MONTH OF  
OCTOBER, 2013

*2-11/14*

*NO 11*

(1)	(2)	(3)	(4)	(5)	(6)	(7)	(8)	(9)	(10)
PURCHASED FROM	TYPE & SCHEDULE	TOTAL KWH PURCHASED (000)	KWH FOR UTILITIES (000)	KWH FOR INTERRUPTIBLE (000)	KWH FOR FIRM (000)	FUEL COST C/KWH	TOTAL COST C/KWH	TOTAL AMOUNT FOR FUEL ADJ \$	FUEL COST \$
<b>ESTIMATED</b>		330,939			330,939	5.228	5.228	17,299,908.00	17,299,908.00
<b>ACTUAL</b>									
Reliant Energy Services, Inc.	TOLL	18,503			18,503	7.924	7.924	1,466,189.74	1,466,189.74
Shady Hills Power Company, LLC	TOLL	46,110			46,110	6.829	6.829	3,148,839.59	3,148,839.59
Southern Company Services, Inc	Franklin	131,307			131,307	3.601	3.601	4,727,934.98	4,727,934.98
Southern Company Services, Inc	Scherer3	0			0	0.000	0.000	0.00	0.00
<b>ADJUSTMENTS</b>									
Reliant Energy Services, Inc.	TOLL	(27)			(27)	(71.506)	(71.506)	19,306.67	19,306.67
Shady Hills Power Company, LLC	TOLL	0			0	0.000	0.000	(84,922.76)	(84,922.76)
Southern Company Services, Inc	Franklin	0			0	0.000	0.000	(281,185.48)	(281,185.48)
Southern Company Services, Inc	Scherer3	0			0	0.000	0.000	(69,121.62)	(69,121.62)
<b>CURRENT MONTH TOTAL</b>		195,893			195,893	4.557	4.557	8,927,041.12	8,927,041.12
<b>DIFFERENCE</b>		(135,046)			(135,046)	(0.671)	(0.671)	(8,372,866.88)	(8,372,866.88)
<b>DIFFERENCE %</b>		(40.81)			(40.81)	(12.83)	(12.83)	(48.40)	(48.40)
<b>CUMULATIVE ACTUAL</b>		2,210,216			2,210,216	4.888	4.888	108,045,405.99	108,045,405.99
<b>CUMULATIVE ESTIMATED</b>		3,478,008			3,478,008	5.172	5.172	179,877,898.00	179,877,898.00
<b>DIFFERENCE</b>		(1,267,792)			(1,267,792)	(0.283)	(0.283)	(71,832,492.01)	(71,832,492.01)
<b>DIFFERENCE %</b>		(36.45)			(36.45)	(5.48)	(5.48)	(39.93)	(39.93)

$\sum \Delta s = \$ 1,485,490.41$

*Copy by (13)*



*A  
4 Oct 4  
45-1 p.4*

**REDACTED SLIPSHEET:**

45-2: Documentation Supporting Tolling Cost for November  
2013 - Vandolah Invoice (page 1)

CONFIDENTIAL

45-212

Customer	Reg Acct #	Trans Type	Schedule Type	Month	Old BPA	Old Amount	New BPA	New Amount	BPA Difference	Amount	Cost	Adjustment
ADJUSTMENTS												
RES	2320201	Oil Purchase	TOLL									Oil charges for 1 month
RES	2320201	Oil Purchase	TOLL									Oil charges for 1 month
RES	2320201	Oil Purchase	TOLL									Oil charges for 1 month
RES	23202RE	Purchase	TOLL (VAND)									Start Charge (20)
RES	23202RE	Purchase	TOLL (VAND)									Capacity
RES	23202RE	Purchase	TOLL (VAND)									Capacity
RES	23202RE	Purchase	TOLL (VAND)									Oil charges for 1 month
RES	23202RE	Gas Purchase	TOLL (VAND)									gas estimate for 1 month
RES	23202RE	Gas Purchase	TOLL (VAND)									gas estimate for 1 month
RES	23202RE	Purchase	(Capacity)TOLL									Monthly Amortization Cap Expend 15 Contract amount
RES	23202RE	Purchase	(Capacity)TOLL									Monthly Amortization Cap Expend 15 Contract amount
RES	23202RE	Purchase	(Capacity)TOLL									Capacity
RES	23202RE	Purchase	TOLL									Start Charge (1)
RES	23202RE	Purchase	TOLL									Capacity
RES	23202RE	Oil Purchase	TOLL									Oil charges for 1 month
RES	23202RE	Gas Purchase	TOLL (VAND)									gas estimate
RES	23202RE	Gas Purchase	TOLL (VAND)									gas estimate for 1 month

Duke Energy Florida, Inc. 2011 REDAGTED Audit, Docket No. 14000-11-0001-17  
 2/8/17

*Handwritten signature*

$$\sum *s = \$ 233,637.70 = BC.$$

B  
2014







*w/H/14*  
*no 8/13*

PROGRESS ENERGY FLORIDA, INC.  
SCHEDULE A7

PURCHASED POWER  
EXCLUSIVE OF ECONOMY PURCHASES  
FOR THE MONTH OF:  
NOVEMBER, 2013

(1)	(2)	(3)	(4)	(5)	(6)	(7)	(8)	(9)	(10)
PURCHASED FROM	TYPE & SCHEDULE	TOTAL KWH PURCHASED (000)	KWH FOR UTILITIES (000)	KWH FOR INTERRUPTIBLE (000)	KWH FOR FIRM (000)	FUEL COST C/KWH	TOTAL COST C/KWH	TOTAL AMOUNT FOR FUEL ADJ \$	FUEL COST \$
ESTIMATED		166,916			166,916	6.289	6.289	10,497,380.00	10,497,380.00
ACTUAL									
Reliant Energy Services, Inc.	TOLL	3,382			3,382	10.166	10.166	343,814.71	343,814.71
Shady Hills Power Company, LLC	TOLL	37,441			37,441	6.688	6.688	2,503,878.93	2,503,878.93
Southern Company Services, Inc	Franklin	26,550			26,550	4.908	4.908	1,303,074.13	1,303,074.13
Southern Company Services, Inc	Scherer3	-			-	0.000	0.000	-	-
ADJUSTMENTS									
Reliant Energy Services, Inc.	TOLL	(84)			(84)	9.063	9.063	(7,613.28)	(7,613.28)
Shady Hills Power Company, LLC	TOLL	-			-	0.000	0.000	(18,102.36)	(18,102.36)
Southern Company Services, Inc	Franklin	-			-	0.000	0.000	175,260.88	175,260.88
Southern Company Services, Inc	Scherer3	-			-	0.000	0.000	62,592.38	62,592.38
CURRENT MONTH TOTAL		67,289			67,289	6.484	6.484	4,362,905.39	4,362,905.39
DIFFERENCE		(99,627)			(99,627)	0.195	0.195	(6,134,474.61)	(6,134,474.61)
DIFFERENCE %		(59.7)			(59.7)	3.1	3.1	(58.4)	(58.4)
CUMULATIVE ACTUAL		2,277,505			2,277,505	4.936	4.936	112,408,311.38	112,408,311.38
CUMULATIVE ESTIMATED		3,644,924			3,644,924	5.223	5.223	190,375,278.00	190,375,278.00
DIFFERENCE		(1,367,419)			(1,367,419)	(0.287)	(0.287)	(77,966,966.62)	(77,966,966.62)
DIFFERENCE %		(37.5)			(37.5)	(5.5)	(5.5)	(41.0)	(41.0)

$\sum \alpha \cdot s = \$ 336,201.43$   
+ Capacity (63)



*B*  
*4-14*  
*45-27.0*

**REDACTED SLIPSHEET:**

45-3: Documentation Supporting Tolling Cost for April 2014 -  
Vandolah Invoice (Page 1)

CONFIDENTIAL

15-392

Customer	Reg Acct #	Trans Type	Schedule Type	Invoice #	Old MW's	Old \$ Amount	New MW's	New \$ Amount	MW Difference	\$ Difference	Co st	Adjustment	
<b>ADJUSTMENTS SYSTEM</b>													
CAP	23202K	Purchase	E									June-12	rate change due up
RES	2320201	Oil Purchase	TOLL									March-13	# 2 Oil charges for Vandusen
RES	2320201	Oil Purchase	TOLL									March-13	# 2 Oil charges for Vandusen
RES	2320201	Oil Purchase	TOLL									March-14	# 2 Oil charges for Vandusen
RES	23202RE	Purchase	TOLL (VAND)									March-14	# 2 Oil charges for Vandusen
RES	23202RE	Purchase	TOLL (VAND)									March-14	2012 Energy Adjustment Emission Adjustment
RES	23202RE	Purchase	TOLL (VAND)									March-14	Start Charge (1)
RES	23202RE	Purchase	TOLL (VAND)									March-14	Capacity
RES	23202RE	Purchase	TOLL (VAND)									March-14	CSM True Up
RES	23202RE	Purchase	TOLL (VAND)									March-14	CSM Fuel of True up
RES	23202RE	Purchase	TOLL (VAND)									March-14	# 2 Oil charges for Vandusen
RES	23202RE	Gas Purchase	TOLL (VAND)									March-14	gas estimate true up
RES	23202RE	Gas Purchase	TOLL (VAND)									March-14	gas estimate true up (reversible)
<b>ACTIVALS</b>													
RES	23202RE	Purchase	(Capacity)TOLL									April-14	Monthly Amortization - Cap Vandusen HS Contract Gas plant
RES	23202RE	Purchase	(Capacity)TOLL									April-14	Monthly Amortization - Cap Vandusen HS Contract Serrano
RES	23202RE	Purchase	(Capacity)TOLL									April-14	Capacity
RES	23202RE	Purchase	TOLL									April-14	Start Charge (23)
RES	23202RE	Purchase	TOLL									April-14	CSM
RES	23202RE	Oil Purchase	TOLL									April-14	# 2 Oil charges for Vandusen
RES	23202RE	Gas Purchase	TOLL (VAND)									April-14	gas estimate
RES	23202RE	Gas Purchase	TOLL (VAND)									April-14	gas estimate (reversible)

$\sum \text{#}'s = \$ 1,358,107.29 = CG$

Duke Energy Florida, Inc. 2013 REDACTED  
 15-392  
 15-392

C  
2014







Duke Energy Florida, Inc. 2014 ~~REDACTED~~ Audit. Docket No. 140001-EI

W/ 6/14  
 6/13

PROGRESS ENERGY FLORIDA, INC  
 SCHEDULE A7

PURCHASED POWER  
 EXCLUSIVE OF ECONOMY PURCHASES  
 FOR THE MONTH OF  
 APRIL, 2014

(1) PURCHASED FROM	(2) TYPE & SCHEDULE	(3) TOTAL KWH PURCHASED (000)	(4) KWH FOR UTILITIES (000)	(5) KWH FOR INTERRUPTIBLE (000)	(6) KWH FOR FIRM (000)	(7) FUEL COST C/KWH	(8) TOTAL COST C/KWH	(9) TOTAL AMOUNT FOR FUEL ADJ \$	(10) FUEL COST \$
ESTIMATED		192 847			102 847	6 892	6 892	12,905,539.00	12,905,539.00
ACTUAL									
Shady Hills Power Company LLC	TOLL	41 276			41 276	6 959	6 358	2 872,479.00	2 872,479.00
Southern Company Services Inc	Franklin	64 348			64 348	5 182	5 182	3,334,513.98	3,334,513.98
Southern Company Services Inc	Scherer	43 332			43 332	3 118	3 118	1,251,048.89	1,251,048.89
Vandalah Power Co LLC (Northern Star)	TOLL	22 831			22 831	7 761	7 761	1,771,834.60	1,771,834.60
ADJUSTMENTS									
Shady Hills Power Company LLC	TOLL							(17.10)	(17.10)
Southern Company Services Inc	Franklin							9 163.58	9 163.58
Vandalah Power Co LLC (Northern Star)	TOLL	(4)			(4)	(13 471)	(13 471)	538.84	538.84
Southern Company Services Inc	Scherer	(37)			(37)	(754 598)	(754 598)	279 201.29	279 201.29
CURRENT MONTH TOTAL		171 746			171 746	5 601	5 601	9 818 763.75	9 818 763.75
DIFFERENCE		(21 101)			(21 101)	(1 091)	(1 091)	(3 286 775.25)	(3 286 775.25)
DIFFERENCE %		(10.9)			(10.9)	(18.3)	(18.3)	(25.5)	(25.5)
CUMULATIVE ACTUAL		504 870			504 870	5 476	5 476	27,637 976.47	27,637 976.47
CUMULATIVE ESTIMATED		713 938			713 938	6 373	6 373	45 496 960.00	45 496 960.00
DIFFERENCE		(209 268)			(209 268)	(0 896)	(0 896)	(17 858 983.53)	(17 858 983.53)
DIFFERENCE %		(29.3)			(29.3)	(14.1)	(14.1)	(39.3)	(39.3)

$$\sum \alpha_i s = \$ 1,772,373.44$$

+ Capacity (C3)



C  
 4/24  
 45-394


**REDACTED SLIPSHEET:**

45-4: Documentation Supporting Tolling Cost for May 2014 -  
Vandolah Invoice (Page 1)

**CONFIDENTIAL**

45-42-2

Contract	Reg Acct #	Trans Type	Institute Type	Invoice #	Old MTR #	Old \$ Amount	New MTR #	New \$ Amount	MTR Difference	\$ Difference	Co #	Adjustment
<b>ADJUSTMENTS</b>												
<b>COLLECTION</b>												
RES	2320201	Oil Purchase										TOLL
RES	23202RE	Purchase										TOLL (VAND)
RES	23202RE	Purchase										TOLL (VAND)
RES	23202RE	Gas Purchase										TOLL (VAND)
RES	23202RE	Gas Purchase										TOLL (VAND)
<b>ACQUIS</b>												
NSR	14203NB	Sale										(Capacity)H
NSR	14203NB	Sale										1
RES	23202RE	Purchase										(Capacity)TOLL
RES	23202RE	Purchase										(Capacity)TOLL
RES	23202RE	Purchase										(Capacity)TOLL
RES	23202RE	Purchase										TOLL
RES	23202RE	Purchase										TOLL
RES	23202RE	Gas Purchase										TOLL (VAND)
RES	23202RE	Gas Purchase										TOLL (VAND)



#2 Oil charge for Vandal  
 Start Charge \$20  
 Oil at 3.00/lb  
 gas estimate from up  
 gas estimate from up (re-estimated)

**ADJUSTMENTS**

Capacity  
 regulated capacity  
 allowed by permit system Capacity through PIS Control (included)  
 allowed by permit system Capacity through PIS Control (Temporary)  
 capacity  
 Start Charges (40)  
 O&M  
 gas estimate  
 gas estimate (re-estimated)

Duke Energy Florida, Inc. 2014 REDUCED Audit. Docket # 40001-2014

*[Handwritten signature]*

$$\sum \#s = \$ 2,424,718.49 = 06$$

2014

*[Handwritten mark]*

CONFIDENTIAL

45-4 P.3

Customer	Reg Asset	Trans Type	Schedule Type	Source	Old MW	Old \$ Amount	New MW	New \$ Amount	MM Difference	BB Difference	CC	Adjustment
ADJUSTMENTS DELETED												
CAP	23202K	Purchase	E									May-14
RES	2320201	Old Purchase	TOLL									May-14
RES	2320201	Old Purchase	TOLL									May-14
RES	2320201	Old Purchase	TOLL									May-14
RES	23202RE	Purchase	TOLL (VAND)									May-14
RES	23202RE	Purchase	TOLL (VAND)									May-14
RES	23202RE	Purchase	TOLL (VAND)									May-14
RES	23202RE	Purchase	TOLL (VAND)									May-14
RES	23202RE	Purchase	TOLL (VAND)									May-14
RES	23202RE	Gas Purchase	TOLL (VAND)									May-14
RES	23202RE	Gas Purchase	TOLL (VAND)									May-14
RES	23202RE	Purchase	(Capacity)TOLL									June-14
RES	23202RE	Purchase	(Capacity)TOLL									June-14
RES	23202RE	Purchase	(Capacity)TOLL									June-14
RES	23202RE	Purchase	TOLL									June-14
RES	23202RE	Purchase	TOLL									June-14
RES	23202RE	Old Purchase	TOLL									June-13
RES	23202RE	Gas Purchase	TOLL (VAND)									June-14
RES	23202RE	Gas Purchase	TOLL (VAND)									June-14

000 (Charge to old asset)  
 0 2 Old Charges for Vandalia  
 0 2 Old Charges for Vandalia  
 0 2 Old Charges for Vandalia  
 2012 1 range Adjustment (Premium Adjustment)  
 Main Charge (40)  
 Capacity  
 C&M True Up  
 C&M 1 unit not True up  
 0 2 Old Charges for Vandalia  
 gas adjustment true up  
 gas adjustment true up  
 0 2 Old Charges for Vandalia  
 Main Charge (17)  
 C&M  
 0 2 Old Charges for Vandalia  
 gas adjustment  
 gas adjustment (re-normalized)

Duke Energy Florida, Inc. 2014 REDACTED Audit. Doc. No. 45-4 P.3

MEH  
 1/16/14

30/4



Duke Energy Florida, Inc. 2014 Audited Audit. Docker No. 140001-EI

REDACTED

4/14

5/8/13

DUKE ENERGY FLORIDA, INC.  
SCHEDULE A7

PURCHASED POWER  
EXCLUSIVE OF ECONOMY PURCHASES  
FOR THE MONTH OF  
MAY, 2014

(1) PURCHASED FROM	(2) TYPE & SCHEDULE	(3) TOTAL KWH PURCHASED (000)	(4) KWH FOR UTILITIES (000)	(5) KWH FOR INTERRUPTIBLE (000)	(6) KWH FOR FIRM (000)	(7) FUEL COST C/KWH	(8) TOTAL COST C.KWH	(9) TOTAL AMOUNT FOR FUEL ADJ S	(10) FUEL COST S
ESTIMATED		269,732			269,732	8.291	6.291	16,967,603.00	16,967,603.00
ACTUAL									
Shady Hills Power Company, LLC	TOLL	67,954			67,954	1.217	1.217	827,248.09	827,248.09
Southern Company Services, Inc	Franklin	137,288			137,288	4.614	4.614	6,334,110.90	6,334,110.90
Southern Company Services, Inc	Scherer3	44,435			44,435	3.105	3.105	1,379,922.71	1,379,922.71
Vandolah Power Co. LLC (Northern Star)	TOLL	33,368			33,368	8.151	8.151	3,200,052.85	3,200,052.85
ADJUSTMENTS									
Southern Company Services, Inc	Scherer3	-			-	-	-	36,482.57	36,482.57
Shady Hills Power Company, LLC	TOLL	-			-	-	-	4,126,407.21	4,126,407.21
Southern Company Services, Inc	Franklin	-			-	-	-	(49,279.04)	(49,279.04)
Vandolah Power Co. LLC (Northern Star)	TOLL	(55)			(55)	(134.587)	(134.587)	74,022.75	74,022.75
CURRENT MONTH TOTAL		288,990			288,990	5.516	5.516	15,941,968.04	15,941,968.04
DIFFERENCE		19,258			19,258	(0.775)	(0.775)	(1,025,634.96)	(1,025,634.96)
DIFFERENCE %		7.1			7.1	(12.3)	(12.3)	(8.0)	(6.0)
CUMULATIVE ACTUAL		793,680			793,680	5.491	5.491	43,579,944.51	43,579,944.51
CUMULATIVE ESTIMATED		983,668			983,668	6.350	6.350	82,464,563.00	82,464,563.00
DIFFERENCE		(190,008)			(190,008)	(0.859)	(0.859)	(18,884,618.49)	(18,884,618.49)
DIFFERENCE %		(19.3)			(19.3)	(13.5)	(13.5)	(30.2)	(30.2)

$$\sum \alpha's = \$ 3,283,075.60$$

$$+ Capacity (OS) =$$



D  
4014

45-4 p.4

**REDACTED SLIPSHEET:**

45-5: VOM Pricing



**Work Paper 46**

# **Work Paper 46**

**REDACTED SLIPSHEET:**

46-1: Regulated Fuels Inventory Mgmt Process – Segregation  
of Duties (2 pages)

**REDACTED SLIPSHEET:**

46-2: DEP and DEC 2013 Regulated Trading Cycle-Business  
and Work Flow Narrative 2014 (16 pages)

Duke Energy Florida, Inc. 2014 Hedging Audit. Docket No. 140001-EI  
 REDACTED

Company Name: Duke Energy Florida  
 Audit Purpose: Hedging Activities Testing  
 Docket No. 140001-EI

*Handwritten initials and date:*  
 8/31/14

	Month	Ref	Z Key	Counter Party	Fuel	Market	Savings/Cost on Hedge
1	8/1/2013	A	3347065	BAR#	Gas	NYMEX	
2	8/1/2013	B	3394497	JPMC#	Gas	IFERC	
3	9/1/2013	C	2126536	JPMC#	Gas	IFERC	
4	9/1/2013	D	2348617	JPMC#	Gas	IFERC	
5	9/1/2013	E	2451047	BAR#	Gas	IFERC	
6	9/1/2013	F	2655326	DEU#	Gas	NYMEX	
7	9/1/2013	G	3347066	BAR#	Gas	NYMEX	
8	9/1/2013	H	3394498	JPMC#	Gas	IFERC	
9	10/1/2013	I	2181896	MSCG	Gas	IFERC	
10	10/1/2013	J	2451048	BAR#	Gas	IFERC	
11	10/1/2013	K	3161166	CITI#	Gas	NYMEX	
12	2/1/2014	L	3538878	CITI#	Gas	NYMEX	
13	2/1/2014	M	2262174	MSCG	Gas	IFERC	
14	3/1/2014	N	2348627	JPMC#	Gas	IFERC	
15	3/1/2014	O	3372255	JPMC#	Gas	IFERC	
16	4/1/2014	P	2244165	MSCG	Gas	IFERC	
17	4/1/2014	Q	2348628	JPMC#	Gas	IFERC	
18	4/1/2014	R	2469678	CSEL	Gas	IFERC	
19	4/1/2014	S	3605293	CITI#	Gas	NYMEX	
20	6/1/2014	T	2451051	BAR#	Gas	IFERC	
21	7/1/2014	U	2165111	CSEL	Gas	IFERC	
22	3/1/2014	X	4239470	JPMC#	#2 Oil	USGLF	
23	5/1/2014	X	4239472	JPMC#	#2 Oil	USGLF	

Source: Doz. Rpt #6

8/13  
11/13

CONFIDENTIAL

REQUEST ID

47-1  
10/21

Balance Type Actual  
Database LXC0002U.BFLPRD41  
Set of Books CP&L Set of Books  
Source Spreadsheet  
Currency USD

Category	* List - Type	Manual JE	Manual JE or AUTO-REVERSE for Reversible
Accounting Date	* List - Date	0/25/2013	Journal Date (MMDDYYYY)
Batch Name	Test	01119863	Company number & Corp ID (01 0234)
Batch Description	Test		Leave Blank
Journal Name	Test	01119863	Company Number, Corp ID & Brief Description of Journal
Journal Description	Test		*R* for Recurring, *N* for Non-Recurring, *C* for Correcting
Journal Reference	Test		Denote Organization's Charge to (P12345)

Balance must equal 0.00

Op#	Ca	LDB	Charge To	Charge By	Account	Project	ResType	Activity	Location	Product	Joint Dimes	Future1	Future2	Future3	Debit *Number	Credit *Number	Line Description Text	Messages
60	118	607420	604000	1512000	00000000		FGH	00000	FAS	000	J	00	000	0000			FUEL GAS (BARTOW STEAM)	0
60	118	607440	604000	1512000	00000000		FGH	00000	FAS	000	J	00	000	0000	12,803,101.49		FUEL GAS (HICKOTE STEAM)	0
60	118	607460	604000	1512000	00000000		FGH	00000	FAS	000	J	00	000	0000	2,478,200.20		FUEL GAS (SUMNER STEAM)	0
60	118	607760	604000	1512000	00000000		FGH	00000	Z99	000	J	00	000	0000	1,824,436.10		FUEL GAS (INTER CITY PHR)	0
60	113	607790	604000	1512000	00000000		FGH	00000	UF9	000	J	00	000	0000	1,815,782.31		FUEL GAS (W OF FLA PHR)	0
60	119	607620	604000	1512000	00000000		FGH	00000	PF9	000	J	00	000	0000	1,100.31		FUEL GAS (AYON PARK PHR)	0
60	119	607440	604000	1512000	00000000		FGH	00000	G99	000	J	00	000	0000	2,484.28		FUEL GAS (PAGONS PHR)	0
60	119	607760	604000	1512000	00000000		FGH	00000	Z99	000	J	00	000	0000	301,238.31		FUEL GAS (DEBARY PHR)	0
60	118	607640	604000	1512000	00000000		FGH	00000	BF6	000	J	00	000	0000	13,917.51		FUEL GAS (BARTOW PHR)	0
60	119	607710	604000	1512000	00000000		FGH	00000	SF9	000	J	00	000	0000	28,368,000.70		FUEL GAS (BARTOW CC)	0
60	119	607750	604000	1512000	00000000		FGH	00000	YF9	000	J	00	000	0000	5,007,023.87		FUEL GAS (TIGER BAY PHR)	0
60	118	607800	604000	1512000	00000000		FGH	00000	HF9	000	J	00	000	0000	51,568,272.08		FUEL GAS (HONES PHR)	0
60	118	607420	604000	1512000	00000000		FGH	00000	FAS	000	J	00	000	0000			FUEL GAS (BARTOW STEAM)	0
60	118	607440	604000	1512000	00000000		FGH	00000	FAS	000	J	00	000	0000	12,803,100.49		FUEL GAS (HICKOTE STEAM)	0
60	118	607460	604000	1512000	00000000		FGH	00000	FAS	000	J	00	000	0000	2,478,200.20		FUEL GAS (SUMNER STEAM)	0
60	118	607760	604000	1512000	00000000		FGH	00000	Z99	000	J	00	000	0000	1,824,436.10		FUEL GAS (INTER CITY PHR)	0
60	113	607790	604000	1512000	00000000		FGH	00000	UF9	000	J	00	000	0000	1,815,782.31		FUEL GAS (W OF FLA PHR)	0
60	119	607620	604000	1512000	00000000		FGH	00000	PF9	000	J	00	000	0000	1,100.31		FUEL GAS (AYON PARK PHR)	0
60	119	607440	604000	1512000	00000000		FGH	00000	G99	000	J	00	000	0000	2,484.28		FUEL GAS (PAGONS PHR)	0
60	119	607760	604000	1512000	00000000		FGH	00000	Z99	000	J	00	000	0000	301,238.31		FUEL GAS (DEBARY PHR)	0
60	118	607640	604000	1512000	00000000		FGH	00000	BF6	000	J	00	000	0000	13,917.51		FUEL GAS (BARTOW PHR)	0
60	119	607710	604000	1512000	00000000		FGH	00000	SF9	000	J	00	000	0000	28,368,000.70		FUEL GAS (BARTOW CC)	0
60	119	607750	604000	1512000	00000000		FGH	00000	YF9	000	J	00	000	0000	5,007,023.87		FUEL GAS (TIGER BAY PHR)	0
60	118	607800	604000	1512000	00000000		FGH	00000	HF9	000	J	00	000	0000	51,568,272.08		FUEL GAS (HONES PHR)	0
60	118	607420	604000	5013000	00000000		FGH	00000	FAS	000	J	00	000	0000			FUEL GAS (BARTOW STEAM)	0
60	118	607440	604000	5013000	00000000		FGH	00000	FAS	000	J	00	000	0000	12,803,101.70		FUEL GAS (HICKOTE STEAM)	0
60	118	607460	604000	5013000	00000000		FGH	00000	FAS	000	J	00	000	0000	2,501,025.03		FUEL GAS (SUMNER STEAM)	0
60	118	607760	604000	5173000	00000000		FGH	00000	Z99	000	J	00	000	0000	1,824,027.03		FUEL GAS (INTER CITY PHR)	0
60	113	607790	604000	5173000	00000000		FGH	00000	UF9	000	J	00	000	0000	1,825,412.00		FUEL GAS (W OF FLA PHR)	0
60	119	607620	604000	5173000	00000000		FGH	00000	PF9	000	J	00	000	0000	1,110.47		FUEL GAS (AYON PARK PHR)	0
60	119	607440	604000	5173000	00000000		FGH	00000	G99	000	J	00	000	0000	2,501.05		FUEL GAS (PAGONS PHR)	0
60	119	607760	604000	5173000	00000000		FGH	00000	Z99	000	J	00	000	0000	301,237.55		FUEL GAS (DEBARY PHR)	0
60	118	607640	604000	5173000	00000000		FGH	00000	BF6	000	J	00	000	0000	14,001.73		FUEL GAS (BARTOW PHR)	0
60	119	607710	604000	5173000	00000000		FGH	00000	SF9	000	J	00	000	0000	28,554,742.10		FUEL GAS (BARTOW CC)	0
60	119	607750	604000	5173000	00000000		FGH	00000	YF9	000	J	00	000	0000	5,007,023.87		FUEL GAS (TIGER BAY PHR)	0
60	118	607800	604000	5173000	00000000		FGH	00000	HF9	000	J	00	000	0000	51,874,271.20		FUEL GAS (HONES PHR)	0
60	000	000000	000000	23702GR	00000000		000	00000	000	000	J	00	000	0000		374,258.28	AUG 13 ACTUAL	
60	000	000000	000000	23702GR	00000000		000	00000	000	000	J	00	000	0000		10,385,000.00	AUG 13 ACTUAL	
60	000	000000	000000	23702GR	00000000		000	00000	000	000	J	00	000	0000		2,371,117.50	AUG 13 ACTUAL	
60	000	000000	000000	23702GR	00000000		000	00000	000	000	J	00	000	0000		1,815,518.84	AUG 13 ACTUAL	
60	000	000000	000000	23702GR	00000000		000	00000	000	000	J	00	000	0000		8,588,280.00	AUG 13 ACTUAL	
60	000	000000	000000	23702GR	00000000		000	00000	000	000	J	00	000	0000		11,558,025.00	AUG 13 ACTUAL	
60	000	000000	000000	23702GR	00000000		000	00000	000	000	J	00	000	0000		322,077.00	AUG 13 ACTUAL	
60	000	000000	000000	23702GR	00000000		000	00000	000	000	J	00	000	0000		1,458,070.00	AUG 13 ACTUAL	
60	000	000000	000000	23702GR	00000000		000	00000	000	000	J	00	000	0000		3,743,143.87	AUG 13 ACTUAL	
60	000	000000	000000	23702GR	00000000		000	00000	000	000	J	00	000	0000		17,907,083.40	AUG 13 ACTUAL	

Duke Energy Florida, Inc. 2014 Hedging Audit. Docket No 140001-EI  
REDACTED

A-B  
10/20  
PBC

REDACTED

8/28  
2/11/14  
1/13/14

CONFIDENTIAL

47-1  
2 of 2-1

60	000	000000	000000	23262GR	00000000	000	000000	000	000	J	00	000	0000	1,578,885.00	AUG 13 ACTUAL	
60	000	000000	000000	23262GR	00000000	000	000000	000	000	J	00	000	0000	1,803,744.32	AUG 13 ACTUAL	
60	000	000000	000000	23262FH	00000000	000	000000	000	000	J	00	000	0000	16,180,846.73	AUG 13 ACTUAL	
70	000	000000	000000	23262GR	00000000	000	000000	000	000	J	00	000	0000	138,600.00	AUG 13 ACTUAL	
60	000	000000	000000	23262GR	00000000	000	000000	000	000	J	00	000	0000	862,374.87	AUG 13 ACTUAL	
60	000	000000	000000	23262GR	00000000	000	000000	000	000	J	00	000	0000	2,890,275.00	AUG 13 ACTUAL	
60	000	000000	000000	23262GR	00000000	000	000000	000	000	J	00	000	0000	244,900.00	AUG 13 ACTUAL	
60	000	000000	000000	23262GR	00000000	000	000000	000	000	J	00	000	0000	708,457.88	AUG 13 ACTUAL	
60	000	000000	000000	23262GR	00000000	000	000000	000	000	J	00	000	0000	264,186.00	AUG 13 ACTUAL	
60	000	000000	000000	23262GR	00000000	000	000000	000	000	J	00	000	0000	918,418.73	AUG 13 ACTUAL	
60	000	000000	000000	23262GR	00000000	000	000000	000	000	J	00	000	0000	220,435.26	AUG 13 ACTUAL	
60	000	000000	000000	23262GR	00000000	000	000000	000	000	J	00	000	0000	3,123,583.80	AUG 13 ACTUAL	
60	000	000000	000000	23262GR	00000000	000	000000	000	000	J	00	000	0000	2,825,272.80	AUG 13 ACTUAL	
60	000	000000	000000	23262FF	00000000	000	000000	000	000	J	00	000	0000	8,865,758.73	AUG 13 ACTUAL	
60	000	000000	000000	23262FD	00000000	000	000000	000	000	J	00	000	0000	1,087,157.24	AUG 13 ACTUAL	
60	000	000000	000000	23262EJ	00000000	000	000000	000	000	J	00	000	0000	1,747,144.85	AUG 13 ACTUAL	
60	000	000000	000000	23262GR	00000000	000	000000	000	000	J	00	000	0000	744,289.24	AUG 13 ACTUAL	
60	000	000000	000000	23262GR	00000000	000	000000	000	000	J	00	000	0000	500.00	AUG 13 ACTUAL	
60	000	000000	000000	23262B3	00000000	000	000000	000	000	J	00	000	0000	42,313.79	AUG 13 ACTUAL	
60	000	000000	000000	23262ET	00000000	000	000000	000	000	J	00	000	0000	31,889.54	AUG 13 ACTUAL	
60	000	000000	000000	23262B7	00000000	000	000000	000	000	J	00	000	0000	8,787,139.50	AUG 13 ACTUAL	
60	000	000000	000000	23262GR	00000000	000	000000	000	000	J	00	000	0000	120,289.08	AUG 13 ACTUAL	
60	000	000000	000000	23262GR	00000000	000	000000	000	000	J	00	000	0000	180,541.35	AUG 13 ACTUAL	
60	000	000000	000000	23262GR	00000000	000	000000	000	000	J	00	000	0000		PLACED IN DEBIT	
60	000	000000	000000	1431300	00000000	000	000000	000	000	J	00	000	0000		ACTUAL APL BOR Credit (prev)	
60	000	000000	000000	1431300	00000000	000	000000	000	000	J	00	000	0000	287,503.33	AUG 13 ACTUAL DP Energy Contr	
60	000	000000	000000	1517000	00000000	000	000000	000	000	J	00	000	0000	322,453.03	AUG 13 ACTUAL Storage Injection	
60	000	000000	000000	1431300	00000000	000	000000	000	000	J	00	000	0000	19,301.00	AUG 13 ACTUAL BOR PP Correct	
60	118	607470	607000	6013000	00000000	FGH	000000	F78	000	J	00	000	0000		FUEL GAS (BARTON STEAM)	
60	118	607340	607000	6013000	00000000	FGH	000000	F79	000	J	00	000	0000	83,012.77	FUEL GAS (ANDRUE STEAM)	
60	118	607440	607000	6013000	00000000	FGH	000000	F79	000	J	00	000	0000	22,588.84	FUEL GAS (SUNNYSIDE STEAM)	
60	119	607760	607000	6473000	00000000	FGH	000000	Z99	000	J	00	000	0000	9,621.33	FUEL GAS (WATER CITY PUR)	
60	113	607790	607000	6473000	00000000	FGH	000000	YF9	000	J	00	000	0000	18,245.87	FUEL GAS (W OF FLA PUR)	
60	119	607620	607000	6473000	00000000	FGH	000000	PF9	000	J	00	000	0000	7.18	FUEL GAS (AYON PANA PUR)	
60	119	607440	607000	6473000	00000000	FGH	000000	GF9	000	J	00	000	0000	18.07	FUEL GAS (ROCKS PUR)	
60	119	607780	607000	6473000	00000000	FGH	000000	Z99	000	J	00	000	0000	1,349.24	FUEL GAS (DEBART PUR)	
60	119	607640	607000	6473000	00000000	FGH	000000	BF9	000	J	00	000	0000	80.22	FUEL GAS (BARTON PUR)	
60	119	607640	607000	6473000	00000000	FGH	000000	BF6	000	J	00	000	0000	188,082.19	FUEL GAS (BARTON CC)	
60	119	607710	607000	6473000	00000000	FGH	000000	SF9	000	J	00	000	0000	183.26	FUEL GAS (SUNNYSIDE PUR)	
60	119	607750	607000	6473000	00000000	FGH	000000	YF9	000	J	00	000	0000	38,851.82	FUEL GAS (TIGER BAY PUR)	
60	119	607800	607000	6473000	00000000	FGH	000000	H79	000	J	00	000	0000	308,116.51	FUEL GAS (RICHES PUR)	

Totals: 212,541,833.84 212,541,833.84

Tip: This is not the end of the Template. Unprotect the sheet and insert as many rows as needed.

Explanation:

AUG 13 ACTUAL PEFI Gas Exp

Prepared by:	Date:	<input checked="" type="checkbox"/> Support document reviewed and on file	Group/Department Origination:	PPM Accounting Review:
Steve LoConte	8/13/2014	Approved By: Jak King	RBO/ACD	

Circle your position code: GH SH UH SU GR LD

AKB  
8/13

A-B  
2 of 21





ALL IDENTIFIED REDACTED

W. Jif

AUG 13

I Book	B/S	CRTY	Conty Name	Key	Deal	Instrument	Month	Quantity	P&L	Premium	Index Price	Settlement
RPGF	B				2451046 BH8689	FIXED SWA	8/1/2013				\$3.4500	
RPGF	B				2579403 BW3329	FIXED SWA	8/1/2013				\$3.4500	
RPGF	B				3220886 BRU327	FIXED SWA	8/1/2013				\$3.4590	
RPGF	B				3225049 BRW160	FIXED SWA	8/1/2013				\$3.4590	
RPGF	B				3272963 BS1814	FIXED FINA	8/1/2013				\$0.0000	
RPGF	B				3301240 BSW501	FIXED SWA	8/1/2013				\$3.4590	
RPGF	B				3334611 BTH739	FIXED SWA	8/1/2013				\$3.4590	
RPGF	B				3341173 BTM412	FIXED SWA	8/1/2013				\$3.4590	
RPGF	B				3347065 BTM416	FIXED SWA	8/1/2013				\$3.4590	
RPGF	B				3350082 BTN561	FIXED SWA	8/1/2013				\$3.4500	
RPGF	B				3371639 BTU484	FIXED SWA	8/1/2013				\$3.4590	
RPGF	B				3372249 BTU785	FIXED SWA	8/1/2013				\$3.4500	
RPGF	B				3458820 BUT749	FIXED SWA	8/1/2013				\$3.4500	
RPGF	B				3503791 BV1540	FIXED SWA	8/1/2013				\$3.4000	
RPGF	B				3541884 BVY493	FIXED SWA	8/1/2013				\$3.4590	
RPGF	B				3571183 BWH365	FIXED FINA	8/1/2013				\$0.0000	
RPGF	B				3584206 BVL545	FIXED FINA	8/1/2013				\$0.0000	
RPGF	B				3623748 BWZ418	FIXED FINA	8/1/2013				\$0.0000	
RPGF	B				3640050 CAS952	FIXED SWA	8/1/2013				\$3.4500	
RPGF	B				3681714 BKW574	FIXED SWA	8/1/2013				\$3.4500	
RPGF	B				3696847 BYB453	FIXED SWA	8/1/2013				\$3.4500	
RPGF	B				3749648 BVU578	FIXED SWA	8/1/2013				\$3.4500	
RPGF	B				3751099 BYV214	FIXED SWA	8/1/2013				\$3.4500	
RPGF	B				3762631 BYZ126	FIXED SWA	8/1/2013				\$3.4590	
RPGF	B				3780736 BZFS47	FIXED SWA	8/1/2013				\$3.4590	
RPGF	B				3785892 BZH714	FIXED SWA	8/1/2013				\$3.4590	
RPGF	B				3788059 BZIS23	FIXED SWA	8/1/2013				\$3.4590	
RPGF	B				3804752 BZN134	FIXED SWA	8/1/2013				\$3.4590	
RPGF	B				3809624 BZOS82	FIXED SWA	8/1/2013				\$3.4590	
RPGF	B				3161164 BQU742	FIXED SWA	8/1/2013				\$3.4590	
RPGF	B				3309829 BSZ660	FIXED SWA	8/1/2013				\$3.4590	
RPGF	B				3377905 BTW790	FIXED SWA	8/1/2013				\$3.4500	
RPGF	B				3386622 BTZ881	FIXED SWA	8/1/2013				\$3.4500	
RPGF	B				3473254 BUJ757	FIXED SWA	8/1/2013				\$3.4500	
RPGF	B				3477379 BUI991	FIXED SWA	8/1/2013				\$3.4590	
RPGF	B				3500333 BVH107	FIXED SWA	8/1/2013				\$3.4000	
RPGF	B				3521386 BVCO22	FIXED SWA	8/1/2013				\$3.4000	
RPGF	B				3531929 BVU548	FIXED SWA	8/1/2013				\$3.4000	
RPGF	B				3864909 CAL613	FIXED SWA	8/1/2013				\$3.4000	
RPGF	B				2287622 BEV453	FIXED SWA	8/1/2013				\$3.4500	
RPGF	B				2334867 BFM810	FIXED SWA	8/1/2013				\$3.4500	
RPGF	B				2469671 BHJ237	FIXED SWA	8/1/2013				\$3.4500	
RPGF	B				3203156 BRN035	FIXED SWA	8/1/2013				\$3.4590	
RPGF	B				3329713 BTF845	FIXED FINA	8/1/2013				\$0.0000	
RPGF	B				3353488 BTO851	FIXED SWA	8/1/2013				\$3.4500	
RPGF	B				3355373 BTP512	FIXED SWA	8/1/2013				\$3.4500	
RPGF	B				3488188 BVCO56	FIXED FINA	8/1/2013				\$0.0000	
RPGF	B				3490472 BVC986	FIXED SWA	8/1/2013				\$3.4590	
RPGF	B				3514209 BVMS62	FIXED SWA	8/1/2013				\$3.4000	
RPGF	B				3830734 BZK051	FIXED SWA	8/1/2013				\$3.4000	
RPGF	B				2130423 BCM548	FIXED SWA	8/1/2013				\$3.4500	
RPGF	B				2140354 BCP544	FIXED SWA	8/1/2013				\$3.4500	
RPGF	B				2165086 BCR001	FIXED SWA	8/1/2013				\$3.4500	
RPGF	B				2209428 BDR464	FIXED SWA	8/1/2013				\$3.4500	
RPGF	B				2298918 BFA027	FIXED SWA	8/1/2013				\$3.4500	
RPGF	B				2304864 BFC840	FIXED SWA	8/1/2013				\$3.4500	
RPGF	B				2407833 BGL813	FIXED SWA	8/1/2013				\$3.4500	
RPGF	B				2622818 BHL140	FIXED SWA	8/1/2013				\$3.4590	
RPGF	B				2655325 BHM075	FIXED SWA	8/1/2013				\$3.4590	
RPGF	B				3172600 BQZ615	FIXED SWA	8/1/2013				\$3.4590	
RPGF	B				3295363 BSU265	FIXED SWA	8/1/2013				\$3.4590	
RPGF	B				3368713 BTT519	FIXED SWA	8/1/2013				\$3.4500	
RPGF	B				3491472 BVD355	FIXED FINA	8/1/2013				\$0.0000	

A3 147

47-1  
A 3 of 21



**CONFIDENTIAL**

8/14

AUG 13 2013

RPGF	B	14720	BVN127	FIXED FINA	8/1/2013	\$0.0000
RPGF	B	08569	BWU352	FIXED SWA	8/1/2013	\$3.4500
RPGF	B	43528	BYR977	FIXED SWA	8/1/2013	\$3.4500
RPGF	B	78393	BZE468	FIXED SWA	8/1/2013	\$3.4590
RPGF	B	86479	BZ061	FIXED SWA	8/1/2013	\$3.4590
RPGF	B	01719	BZM120	FIXED SWA	8/1/2013	\$3.4590
RPGF	B	06231	BZN796	FIXED SWA	8/1/2013	\$3.4590
RPGF	B	26534	BCL209	FIXED SWA	8/1/2013	\$3.4500
RPGF	B	48616	BFO639	FIXED SWA	8/1/2013	\$3.4500
RPGF	B	72727	BGA264	FIXED SWA	8/1/2013	\$3.4500
RPGF	B	23672	BRV536	FIXED SWA	8/1/2013	\$3.4590
RPGF	B	77232	BSN602	FIXED SWA	8/1/2013	\$3.4590
RPGF	B	69603	BTT827	FIXED FINA	8/1/2013	\$0.0000
RPGF	B	84410	BTZ058	FIXED SWA	8/1/2013	\$3.4500
RPGF	B	94497	BUC384	FIXED SWA	8/1/2013	\$3.4500
RPGF	B	681796	BWK641	FIXED SWA	8/1/2013	\$3.4590
RPGF	B	660092	BXD106	FIXED FINA	8/1/2013	\$0.0000
RPGF	B	704592	BYE682	FIXED SWA	8/1/2013	\$3.4500
RPGF	B	156032	CAH688	FIXED SWA	8/1/2013	\$3.4000
RPGF	B	157447	CAI346	FIXED SWA	8/1/2013	\$3.4000
RPGF	B	159787	CAI348	FIXED SWA	8/1/2013	\$3.4000
RPGF	B	194802	BOM142	FIXED SWA	8/1/2013	\$3.4500
RPGF	B	181892	B0G712	FIXED SWA	8/1/2013	\$3.4500
RPGF	B	220229	B0V330	FIXED SWA	8/1/2013	\$3.4500
RPGF	B	244157	BED689	FIXED SWA	8/1/2013	\$3.4500
RPGF	B	262137	BEX897	FIXED SWA	8/1/2013	\$3.4500
RPGF	B	155155	BUS535	FIXED FINA	8/1/2013	\$0.0000
RPGF	B	502042	BVH783	FIXED FINA	8/1/2013	\$0.0000
RPGF	B	567239	BXC909	FIXED SWA	8/1/2013	\$3.4500
RPGF	B	749675	BYU597	FIXED SWA	8/1/2013	\$3.4500
RPGF	S	272963	BSL814	FIXED FINA	8/1/2013	\$1.4910
RPGF	S	571193	BWH365	FIXED FINA	8/1/2013	\$0.0000
RPGF	S	584206	BWLS45	FIXED FINA	8/1/2013	\$0.0000
RPGF	S	5623748	BWZ418	FIXED FINA	8/1/2013	\$0.0000
RPGF	S	3329713	BTF845	FIXED FINA	8/1/2013	\$1.4910
RPGF	S	3488188	BVCD56	FIXED FINA	8/1/2013	\$0.7010
RPGF	S	3491472	BVD355	FIXED FINA	8/1/2013	\$0.5310
RPGF	S	3514720	BVN127	FIXED FINA	8/1/2013	\$0.0000
RPGF	S	3369603	BTT827	FIXED FINA	8/1/2013	\$1.3610
RPGF	S	3660092	BXD106	FIXED FINA	8/1/2013	\$0.0200
RPGF	S	3455155	BUS535	FIXED FINA	8/1/2013	\$1.0410
RPGF	S	3502042	BVH783	FIXED FINA	8/1/2013	\$0.3710
RWGF	B	3156659	BRE556	FIXED SWA	8/1/2013	\$3.6200

\$3.4500

47

U6  
13

AUG 13 HEDGE  
ACTUAL

23202FH BUY (Loss)  
1431300 SELL (Gain)  
NET

[Redacted]

47-1  
B4 of 21



**REDACTED SLIPSHEET:**

47-1: Trade Settlement / Invoices (pages 5-21)

Duke Energy Florida, Inc. 2014 Hedging Audit Workbook No. 140001-EI

08/20

CONFIDENTIAL

REQUEST ID

47-2  
16556

Balance Type Actual  
 Database LK00027.BFLPR011  
 Set of Books CPAL Set of Books  
 Source Spreadsheet  
 Currency USD

Category	* (List - Text)	Manual JE	Manual JE or ABTD-REVERSE for Reverse
Accounting Date	* (List - Text)	10/25/2013	Journal Date (MM/DD/YYYY)
Batch Name	Text	01119803	Company numbers & Corp ID (if applicable)
Batch Description	Text		Leave Blank
Journal Name	Text	01119803 SEP 13 ACTUAL PEF NG	Company Number, Corp ID & Brief Description of Journal
Journal Description	Text		"R" for Reversing, "W" for Non-Reversing, "C" for Clearing
Journal Reference	Text		Deriving Organization's Charge to (118320)

Balance must equal 0.00

Op#	Co	LUB	Charge To	Charge By	Account	Project	Post type	Activity	Location	Product	Joint Owner	Future 1	Future 2	Future 3	Debit * Number	Credit * Number	Line Description Text	Messages
60	118	607470	604000	1512000	00000000		FCM	00000	F09	000	J	00	000	0000			FUEL GAS (BARTOW STEAM)	0
60	118	607340	604000	1512000	00000000		FCM	00000	FAS	000	J	00	000	0000	9,320,661.63		FUEL GAS (ALCOLE STEAM)	0
60	118	607460	604000	1512000	00000000		FCM	00000	FW8	000	J	00	000	0000	2,424,750.32		FUEL GAS (SUMMITTEE STEAM)	0
60	118	607760	604000	1512000	00000000		FCM	00000	Z99	000	J	00	000	0000	742,633.00		FUEL GAS (WATER CITY PWR)	0
60	118	607780	604000	1512000	00000000		FCM	00000	UFB	000	J	00	000	0000	1,268,198.74		FUEL GAS (U OF FLA PWR)	0
60	118	607620	604000	1512000	00000000		FCM	00000	PF9	000	J	00	000	0000			FUEL GAS (AVON PARK PWR)	0
60	118	607440	604000	1512000	00000000		FCM	00000	G78	000	J	00	000	0000			FUEL GAS (HOGS PWR)	0
60	118	607780	604000	1512000	00000000		FCM	00000	Z99	000	J	00	000	0000	178,727.57		FUEL GAS (DEBARY PWR)	0
60	118	607640	604000	1512000	00000000		FCM	00000	DF9	000	J	00	000	0000			FUEL GAS (BARTOW PWR)	0
60	118	607640	604000	1512000	00000000		FCM	00000	DF8	000	J	00	000	0000	25,002,980.00		FUEL GAS (BARTOW CC)	0
60	118	607710	604000	1512000	00000000		FCM	00000	S78	000	J	00	000	0000	70,750.79		FUEL GAS (SUMMITTEE PWR)	0
60	118	607750	604000	1512000	00000000		FCM	00000	Y78	000	J	00	000	0000	5,400,101.18		FUEL GAS (WATER BAY PWR)	0
60	118	607600	604000	1512000	00000000		FCM	00000	HF9	000	J	00	000	0000	52,110,024.21		FUEL GAS (HOGS PWR)	0
60	118	607470	604000	1512000	00000000		FCM	00000	F09	000	J	00	000	0000			FUEL GAS (BARTOW STEAM)	0
60	118	607340	604000	1512000	00000000		FCM	00000	FAS	000	J	00	000	0000	9,320,661.63		FUEL GAS (ALCOLE FLI)	0
60	118	607460	604000	1512000	00000000		FCM	00000	FW8	000	J	00	000	0000	2,424,750.32		FUEL GAS (SUMMITTEE STEAM)	0
60	118	607760	604000	1512000	00000000		FCM	00000	Z99	000	J	00	000	0000	742,633.00		FUEL GAS (WATER CITY PWR)	0
60	118	607780	604000	1512000	00000000		FCM	00000	UFB	000	J	00	000	0000	1,268,198.74		FUEL GAS (U OF FLA PWR)	0
60	118	607620	604000	1512000	00000000		FCM	00000	PF9	000	J	00	000	0000			FUEL GAS (AVON PARK PWR)	0
60	118	607440	604000	1512000	00000000		FCM	00000	G78	000	J	00	000	0000			FUEL GAS (HOGS PWR)	0
60	118	607780	604000	1512000	00000000		FCM	00000	Z99	000	J	00	000	0000	178,727.57		FUEL GAS (DEBARY PWR)	0
60	118	607640	604000	1512000	00000000		FCM	00000	DF9	000	J	00	000	0000			FUEL GAS (BARTOW PWR)	0
60	118	607640	604000	1512000	00000000		FCM	00000	DF8	000	J	00	000	0000	25,002,980.00		FUEL GAS (BARTOW CC)	0
60	118	607710	604000	1512000	00000000		FCM	00000	S78	000	J	00	000	0000	70,750.79		FUEL GAS (SUMMITTEE PWR)	0
60	118	607750	604000	1512000	00000000		FCM	00000	Y78	000	J	00	000	0000	5,400,101.18		FUEL GAS (WATER BAY PWR)	0
60	118	607600	604000	1512000	00000000		FCM	00000	HF9	000	J	00	000	0000	52,110,024.21		FUEL GAS (HOGS PWR)	0
60	118	607470	604000	1512000	00000000		FCM	00000	F09	000	J	00	000	0000			FUEL GAS (BARTOW STEAM)	0
60	118	607340	604000	1512000	00000000		FCM	00000	FAS	000	J	00	000	0000	9,321,111.61		FUEL GAS (ALCOLE STEAM)	0
60	118	607460	604000	1512000	00000000		FCM	00000	FW8	000	J	00	000	0000	2,421,021.15		FUEL GAS (SUMMITTEE STEAM)	0
60	118	607760	604000	1512000	00000000		FCM	00000	Z99	000	J	00	000	0000	748,173.22		FUEL GAS (WATER CITY PWR)	0
60	118	607780	604000	1512000	00000000		FCM	00000	UFB	000	J	00	000	0000	1,274,121.19		FUEL GAS (U OF FLA PWR)	0
60	118	607620	604000	1512000	00000000		FCM	00000	PF9	000	J	00	000	0000			FUEL GAS (AVON PARK PWR)	0
60	118	607440	604000	1512000	00000000		FCM	00000	G78	000	J	00	000	0000			FUEL GAS (HOGS PWR)	0
60	118	607780	604000	1512000	00000000		FCM	00000	Z99	000	J	00	000	0000	179,201.00		FUEL GAS (DEBARY PWR)	0
60	118	607640	604000	1512000	00000000		FCM	00000	DF9	000	J	00	000	0000			FUEL GAS (BARTOW PWR)	0
60	118	607640	604000	1512000	00000000		FCM	00000	DF8	000	J	00	000	0000	25,180,221.28		FUEL GAS (BARTOW CC)	0
60	118	607710	604000	1512000	00000000		FCM	00000	S78	000	J	00	000	0000	77,121.44		FUEL GAS (SUMMITTEE PWR)	0
60	118	607750	604000	1512000	00000000		FCM	00000	Y78	000	J	00	000	0000	5,512,057.53		FUEL GAS (WATER BAY PWR)	0
60	118	607600	604000	1512000	00000000		FCM	00000	HF9	000	J	00	000	0000	52,240,122.22		FUEL GAS (HOGS PWR)	0
60	000	000000	000000	23202GH	00000000		000	00000	000	000	J	00	000	0000		318,215.58	SEP 13 ACTUAL	
60	000	000000	000000	23202GH	00000000		000	00000	000	000	J	00	000	0000		10,410,000.00	SEP 13 ACTUAL	
60	000	000000	000000	23202GH	00000000		000	00000	000	000	J	00	000	0000		2,950,000.00	SEP 13 ACTUAL	
60	000	000000	000000	23202GH	00000000		000	00000	000	000	J	00	000	0000		1,240,025.50	SEP 13 ACTUAL	
60	000	000000	000000	23202GH	00000000		000	00000	000	000	J	00	000	0000		7,984,220.00	SEP 13 ACTUAL	
60	000	000000	000000	23202GH	00000000		000	00000	000	000	J	00	000	0000		7,958,975.00	SEP 13 ACTUAL	
60	000	000000	000000	23202GH	00000000		000	00000	000	000	J	00	000	0000		1,542,599.00	SEP 13 ACTUAL	
60	000	000000	000000	23202GH	00000000		000	00000	000	000	J	00	000	0000		6,229,072.24	SEP 13 ACTUAL	
60	000	000000	000000	23202GH	00000000		000	00000	000	000	J	00	000	0000		13,210,500.00	SEP 13 ACTUAL	
60	000	000000	000000	23202GH	00000000		000	00000	000	000	J	00	000	0000		1,573,650.00	SEP 13 ACTUAL	

Steps  
PBC

C-H 10/5/14

CONFIDENTIAL

Duke Energy Flg., Inc. 2014 Hedging Audit Docket No. 140001-EI

60	000	000000	000000	23200000	00000000	000	00000	000	000	J	00	000	0000	1,950,482.01	SEP 13 ACTUAL	
60	000	000000	000000	23200000	00000000	000	00000	000	000	J	00	000	0000	14,300,737.50	SEP 13 ACTUAL	
60	000	000000	000000	23200000	00000000	000	00000	000	000	J	00	000	0000	57,450.00	SEP 13 ACTUAL	
60	000	000000	000000	23200000	00000000	000	00000	000	000	J	00	000	0000	1,472,150.98	SEP 13 ACTUAL	
60	000	000000	000000	23200000	00000000	000	00000	000	000	J	00	000	0000	78,400.00	SEP 13 ACTUAL	
60	000	000000	000000	23200000	00000000	000	00000	000	000	J	00	000	0000	308,000.00	SEP 13 ACTUAL	
60	000	000000	000000	23200000	00000000	000	00000	000	000	J	00	000	0000	82,550.00	SEP 13 ACTUAL	
60	000	000000	000000	23200000	00000000	000	00000	000	000	J	00	000	0000	80,160.00	SEP 13 ACTUAL	
60	000	000000	000000	23200000	00000000	000	00000	000	000	J	00	000	0000	328,000.00	SEP 13 ACTUAL	
60	000	000000	000000	23200000	00000000	000	00000	000	000	J	00	000	0000	2,058,002.14	SEP 13 ACTUAL	
60	000	000000	000000	23200000	00000000	000	00000	000	000	J	00	000	0000	850,373.06	SEP 13 ACTUAL	
60	000	000000	000000	23200000	00000000	000	00000	000	000	J	00	000	0000	1,801,713.02	SEP 13 ACTUAL	
60	000	000000	000000	23200000	00000000	000	00000	000	000	J	00	000	0000	2,030,250.90	SEP 13 ACTUAL	
60	000	000000	000000	23200000	00000000	000	00000	000	000	J	00	000	0000	8,309,487.88	SEP 13 ACTUAL	
60	000	000000	000000	23200000	00000000	000	00000	000	000	J	00	000	0000	1,087,157.24	SEP 13 ACTUAL	
60	000	000000	000000	23200000	00000000	000	00000	000	000	J	00	000	0000	1,800,584.07	SEP 13 ACTUAL	
60	000	000000	000000	23200000	00000000	000	00000	000	000	J	00	000	0000	717,000.05	SEP 13 ACTUAL	
60	000	000000	000000	23200000	00000000	000	00000	000	000	J	00	000	0000	600.00	SEP 13 ACTUAL	
60	000	000000	000000	23200000	00000000	000	00000	000	000	J	00	000	0000	42,313.28	SEP 13 ACTUAL	
60	000	000000	000000	23200000	00000000	000	00000	000	000	J	00	000	0000	25,808.28	SEP 13 ACTUAL	
60	000	000000	000000	23200000	00000000	000	00000	000	000	J	00	000	0000	8,674,237.08	SEP 13 ACTUAL	
60	000	000000	000000	23200000	00000000	000	00000	000	000	J	00	000	0000	120,849.25	SEP 13 ACTUAL	
60	000	000000	000000	23200000	00000000	000	00000	000	000	J	00	000	0000	189,000.00	SEP 13 ACTUAL	
60	000	000000	000000	23200000	00000000	000	00000	000	000	J	00	000	0000		PLACEHOLDER	
60	000	000000	000000	1431300	00000000	000	00000	000	000	J	00	000	0000		ACTUAL-GT-SOR Credit (gross)	
60	000	000000	000000	1431300	00000000	000	00000	000	000	J	00	000	0000	258,227.58	SEP 13 ACTUAL Devon Gas Serv	
60	000	000000	000000	1431300	00000000	000	00000	000	000	J	00	000	0000	19,125.25	SEP 13 ACTUAL Storage Injection	
60	000	000000	000000	1431300	00000000	000	00000	000	000	J	00	000	0000	158,253.58	SEP 13 ACTUAL Co-Station Comm	
60	118	607420	607420	5013000	00000000	FCH	00000	FH9	000	J	00	000	0000		FUEL GAS (BARTON STEAM)	
60	118	607340	607340	5013000	00000000	FCH	00000	FA8	000	J	00	000	0000	44,581.05	FUEL GAS (MCCOIE STEAM)	
60	118	607420	607420	5013000	00000000	FCH	00000	FH9	000	J	00	000	0000	18,203.83	FUEL GAS (SUNAWAYE STEAM)	
60	118	607760	607760	5473000	00000000	FCH	00000	Z89	000	J	00	000	0000	3,242.76	FUEL GAS (BARTON CITY PHR)	
60	118	607790	607790	5473000	00000000	FCH	00000	WFS	000	J	00	000	0000	5,031.45	FUEL GAS (H OF FLA PHR)	
60	118	607820	607820	5473000	00000000	FCH	00000	PF9	000	J	00	000	0000		FUEL GAS (AYDOW PARK PHR)	
60	118	607440	607440	5473000	00000000	FCH	00000	GF9	000	J	00	000	0000		FUEL GAS (ROGERS PHR)	
60	118	607780	607780	5473000	00000000	FCH	00000	Z89	000	J	00	000	0000	833.79	FUEL GAS (DUMARY PHR)	
60	118	607640	607640	5473000	00000000	FCH	00000	BF9	000	J	00	000	0000		FUEL GAS (BARTON PHR)	
60	118	607640	607640	5473000	00000000	FCH	00000	BF8	000	J	00	000	0000	109,568.19	FUEL GAS (BARTON CC)	
60	118	607710	607710	5473000	00000000	FCH	00000	SF8	000	J	00	000	0000	268.85	FUEL GAS (SUNAWAYE PHR)	
60	118	607750	607750	5473000	00000000	FCH	00000	YF8	000	J	00	000	0000	28,200.00	FUEL GAS (HIGHT BAY PHR)	
60	118	607800	607800	5473000	00000000	FCH	00000	WF8	000	J	00	000	0000	297,831.00	FUEL GAS (HIGHT BAY PHR)	
Totals:													186,230,874.93	190,336,874.93		

Tip: This is not the end of the Template. Unprotect the sheet and insert as many rows as needed.

Explanation:

SEP 13 ACTUAL PEF1 Gas Exp

Prepared By:	Date:	Support document reviewed and on file	Group/Department Originator:	PPM Accounting Review:
Steve LoConja	8/13/2014	Approved By: Dennis Mahady	RBO/ACD	

Circle your position code: DH SH UH SU DR LD

47-2  
2-9-16

C-H  
10/56

SEP 13  
8/14

**CONFIDENTIAL**

*Handwritten initials/signature*

SEP 13 10:50 AM

I Book	B/S	CITY	Code	Name	Key	Deal	Instrument	Month	Quantity	P&L	Premium	Index Price	Settlement
RPGF	B					2451047 BH6690	FIXED SWA	9/1/2013				\$15700	
RPGF	B					2579404 BW330	FIXED SWA	9/1/2013				\$35700	
RPGF	B					3220887 BRU328	FIXED SWA	9/1/2013				\$35670	
RPGF	B					3225050 BRW181	FIXED SWA	9/1/2013				\$35670	
RPGF	B					3272964 BSL815	FIXED FINA	9/1/2013				\$0.0000	
RPGF	B					3301241 BSW502	FIXED SWA	9/1/2013				\$35670	
RPGF	B					3334612 BTH740	FIXED SWA	9/1/2013				\$35670	
RPGF	B					3341174 BTK413	FIXED SWA	9/1/2013				\$35670	
RPGF	B					3347066 BTM417	FIXED SWA	9/1/2013				\$35670	
RPGF	B					3350063 BTM582	FIXED SWA	9/1/2013				\$35700	
RPGF	B					3371640 BTU485	FIXED SWA	9/1/2013				\$35670	
RPGF	B					3372250 BTU786	FIXED SWA	9/1/2013				\$35700	
RPGF	B					3458821 BUI750	FIXED SWA	9/1/2013				\$35700	
RPGF	B					3503792 BVIS41	FIXED SWA	9/1/2013				\$35000	
RPGF	B					3541885 BVY494	FIXED SWA	9/1/2013				\$35670	
RPGF	B					3571154 BVH366	FIXED FINA	9/1/2013				\$0.0000	
RPGF	B					3584207 BVL546	FIXED FINA	9/1/2013				\$0.0500	
RPGF	B					3623749 BW2419	FIXED FINA	9/1/2013				\$0.0500	
RPGF	B					3640051 CAS953	FIXED SWA	9/1/2013				\$35500	
RPGF	B					3681728 BXS578	FIXED SWA	9/1/2013				\$35500	
RPGF	B					3696848 BY8454	FIXED SWA	9/1/2013				\$35500	
RPGF	B					3749649 BYU579	FIXED SWA	9/1/2013				\$35500	
RPGF	B					3751100 BYV215	FIXED SWA	9/1/2013				\$35500	
RPGF	B					3762632 BYZ127	FIXED SWA	9/1/2013				\$35670	
RPGF	B					3780737 BZF548	FIXED SWA	9/1/2013				\$35670	
RPGF	B					3785893 BZH715	FIXED SWA	9/1/2013				\$35670	
RPGF	B					3788060 BZI524	FIXED SWA	9/1/2013				\$35670	
RPGF	B					3804753 BZN135	FIXED SWA	9/1/2013				\$35670	
RPGF	B					3809625 BZO983	FIXED SWA	9/1/2013				\$35670	
RPGF	B					3161165 BQU743	FIXED SWA	9/1/2013				\$35670	
RPGF	B					3309830 BSZ661	FIXED SWA	9/1/2013				\$35670	
RPGF	B					3377906 BTW791	FIXED SWA	9/1/2013				\$35700	
RPGF	B					3386629 BTZ882	FIXED SWA	9/1/2013				\$35700	
RPGF	B					3473255 BUK758	FIXED SWA	9/1/2013				\$35700	
RPGF	B					3477380 BUW992	FIXED SWA	9/1/2013				\$35670	
RPGF	B					3500334 BVH108	FIXED SWA	9/1/2013				\$35000	
RPGF	B					3521387 BVC023	FIXED SWA	9/1/2013				\$35000	
RPGF	B					3531931 BVU550	FIXED SWA	9/1/2013				\$35000	
RPGF	B					3864911 CAL615	FIXED SWA	9/1/2013				\$35000	
RPGF	B					2287623 BEV454	FIXED SWA	9/1/2013				\$35700	
RPGF	B					2334868 BFM811	FIXED SWA	9/1/2013				\$35700	
RPGF	B					2469672 BHU238	FIXED SWA	9/1/2013				\$35700	
RPGF	B					3203157 BRN036	FIXED SWA	9/1/2013				\$35670	
RPGF	B					3329714 BTF846	FIXED FINA	9/1/2013				\$0.0000	
RPGF	B					3353489 BTC855	FIXED SWA	9/1/2013				\$35700	
RPGF	B					3355374 BTFS13	FIXED SWA	9/1/2013				\$35700	
RPGF	B					3488189 BVC057	FIXED FINA	9/1/2013				\$0.0000	
RPGF	B					3490473 BVC987	FIXED SWA	9/1/2013				\$35670	
RPGF	B					3514210 BVM983	FIXED SWA	9/1/2013				\$35000	
RPGF	B					3830735 BZK052	FIXED SWA	9/1/2013				\$35000	
RPGF	B					2130424 BCM350	FIXED SWA	9/1/2013				\$35700	
RPGF	B					2140355 BCP545	FIXED SWA	9/1/2013				\$35700	
RPGF	B					2165087 BCY802	FIXED SWA	9/1/2013				\$35700	
RPGF	B					2209429 BDR465	FIXED SWA	9/1/2013				\$35700	
RPGF	B					2298919 BFA028	FIXED SWA	9/1/2013				\$35700	
RPGF	B					2304865 BFC841	FIXED SWA	9/1/2013				\$35700	
RPGF	B					2407834 BGL814	FIXED SWA	9/1/2013				\$35700	
RPGF	B					2622819 BML141	FIXED SWA	9/1/2013				\$35670	
RPGF	B					2653326 BMD076	FIXED SWA	9/1/2013				\$35670	
RPGF	B					3172601 BQZ616	FIXED SWA	9/1/2013				\$35670	
RPGF	B					3295364 BSU266	FIXED SWA	9/1/2013				\$35670	
RPGF	B					3368714 BTT520	FIXED SWA	9/1/2013				\$35700	
RPGF	B					3491475 BVD358	FIXED FINA	9/1/2013				\$0.0000	

#5  
67

747

647



E-F47-2  
3 of 56



**CONFIDENTIAL**

*2/18/11*

*(SEP 13)*

Code	ID	Instrument	Start Date	Value
RPGF	B	3514721 BVN128	FIXED FINA 9/1/2013	\$0.0000
RPGF	B	3608570 BWL1353	FIXED SWA 9/1/2013	\$3.5500
RPGF	B	3743529 BYR978	FIXED SWA 9/1/2013	\$3.5500
RPGF	B	3778394 BZE469	FIXED SWA 9/1/2013	\$3.5670
RPGF	B	3786480 BZD662	FIXED SWA 9/1/2013	\$3.5670
RPGF	B	3801720 BZM121	FIXED SWA 9/1/2013	\$3.5670
RPGF	B	3806232 BZN797	FIXED SWA 9/1/2013	\$3.5670
RPGF	B	2126536 BCL205	FIXED SWA 9/1/2013	\$3.5700
RPGF	B	2348617 BFC640	FIXED SWA 9/1/2013	\$3.5700
RPGF	B	2372728 BGA265	FIXED SWA 9/1/2013	\$3.5700
RPGF	B	3223673 BRV537	FIXED SWA 9/1/2013	\$3.5670
RPGF	B	3277233 BSN603	FIXED SWA 9/1/2013	\$3.5670
RPGF	B	3369604 BTT828	FIXED FINA 9/1/2013	\$0.0000
RPGF	B	3384411 BTZ059	FIXED SWA 9/1/2013	\$3.5700
RPGF	B	3394498 BUC385	FIXED SWA 9/1/2013	\$3.5500
RPGF	B	3581797 BWK642	FIXED SWA 9/1/2013	\$3.5670
RPGF	B	3660093 BXC109	FIXED FINA 9/1/2013	\$0.0000
RPGF	B	3704593 BYE583	FIXED SWA 9/1/2013	\$3.5500
RPGF	B	3856033 CAH689	FIXED SWA 9/1/2013	\$3.5000
RPGF	B	3857448 CAB47	FIXED SWA 9/1/2013	\$3.5000
RPGF	B	3859788 CAJ349	FIXED SWA 9/1/2013	\$3.5000
RPGF	B	2194803 BDM143	FIXED SWA 9/1/2013	\$3.5700
RPGF	B	2181893 BDG713	FIXED SWA 9/1/2013	\$3.5700
RPGF	B	2220230 BOV331	FIXED SWA 9/1/2013	\$3.5700
RPGF	B	2244158 BED690	FIXED SWA 9/1/2013	\$3.5700
RPGF	B	2262138 BEK898	FIXED SWA 9/1/2013	\$3.5700
RPGF	B	3455156 BUSS36	FIXED FINA 9/1/2013	\$0.0000
RPGF	B	3502043 BVH784	FIXED FINA 9/1/2013	\$0.0000
RPGF	B	3667740 BXC910	FIXED SWA 9/1/2013	\$3.5500
RPGF	B	3749676 BYU598	FIXED SWA 9/1/2013	\$3.5500
RPGF	S	3272964 BSL815	FIXED FINA 9/1/2013	\$1.3830
RPGF	S	3571194 BWH366	FIXED FINA 9/1/2013	\$0.0000
RPGF	S	3584207 BWL546	FIXED FINA 9/1/2013	\$0.0000
RPGF	S	3623749 BWZ419	FIXED FINA 9/1/2013	\$0.0000
RPGF	S	3329714 BTF846	FIXED FINA 9/1/2013	\$1.3830
RPGF	S	3488189 BVCO57	FIXED FINA 9/1/2013	\$0.5930
RPGF	S	3491475 BV0356	FIXED FINA 9/1/2013	\$0.4230
RPGF	S	3514721 BVN128	FIXED FINA 9/1/2013	\$0.0000
RPGF	S	3369604 BTT828	FIXED FINA 9/1/2013	\$1.2530
RPGF	S	3660093 BXC109	FIXED FINA 9/1/2013	\$0.0000
RPGF	S	3455156 BUSS36	FIXED FINA 9/1/2013	\$0.9330
RPGF	S	3502043 BVH784	FIXED FINA 9/1/2013	\$0.2630
RWGF	B	3156660 BRES57	FIXED SWA 9/1/2013	\$3.6800

*#3  
#7  
#4*

*#8*

*SEP 13*

SEP 13 HEDGE  
ACTUAL

BUY (Loss)  
SELL (Gain)  
NET



*C-D, H47-2  
40156*

**REDACTED SLIPSHEET:**

47-2: Trade Settlement / Invoices (pages 5-54)

CONFIDENTIAL

REQUEST ID

47-3  
P. 1/9/25

Balance Type Actual  
Database LXC0002D.BFLPRD1  
Set of Books CP&L Set of Books  
Source Spreadsheet  
Currency USD

Category	* Lst - Test	Manual JE	Manual JE or AUD-REVERSE for Reversals
Accounting Date	* Lst - Date	11/25/2013	Journal Date (MMYYYYYY)
Batch Name	Test	0119963	Company Number & Corp ID (21 11214)
Batch Description	Test		Lot or Blank
Journal Name	Test	0119963	Company Number, Corp ID & Brief Description of Journal
Journal Description	Test	11	"R" for Reversing, "W" for Non-Reversing, "C" for Correcting
Journal Reference	Test		Denying Organization's Charge to (FLEED)

Balance must equal 0.00

pl	Ca	LOB	Charge To	Charge By	Account	Project	Doc Type	Activity	Location	Product	Joint Owner	Future1	Future2	Future3	11/25/2013	11/25/2013	Line Description	Manager	
* Lst - Test															Debit	Credit	Test		
60	110	607420	601000	1512000	00000000		FGH	00000	F09	000	J	00	000	0000			FUEL GAS (BARTOW STEAM)		
60	110	607340	601000	1512000	00000000		FGH	00000	F09	100	J	00	000	0000	6,804,591.17		FUEL GAS (ANCLOTE STEAM)		
60	110	607460	601000	1512000	00000000		FGH	00000	F09	000	J	00	000	0000	2,347,200.44		FUEL GAS (SUMNER STEAM)		
60	110	607700	601000	1512000	00000000		FGH	00000	Z99	000	J	00	000	0000	1,872,834.14		FUEL GAS (HICER CITY PHN)		
60	110	607780	601000	1512000	00000000		FGH	00000	UF9	000	J	00	000	0000	1,693,854.70		FUEL GAS (UDF FLA PHN)		
60	110	607820	601000	1512000	00000000		FGH	00000	VF9	000	J	00	000	0000			FUEL GAS (AVON PARK PHN)		
60	110	607440	601000	1512000	00000000		FGH	00000	GF0	000	J	00	000	0000	57,400.55		FUEL GAS (HODGINS PHN)		
60	110	607780	601000	1512000	00000000		FGH	00000	Z99	000	J	00	000	0000	174,800.49		FUEL GAS (DEBARY PHN)		
60	110	607840	601000	1512000	00000000		FGH	00000	BF9	000	J	00	000	0000	18,877.72		FUEL GAS (BARTOW PHN)		
60	110	607840	601000	1512000	00000000		FGH	00000	BF6	100	J	00	000	0000	76,296,147.54		FUEL GAS (BARTOW CC)		
60	110	607710	601000	1512000	00000000		FGH	00000	SF6	000	J	00	000	0000	74,923.32		FUEL GAS (SUMNER PHN)		
60	110	607750	601000	1512000	00000000		FGH	00000	VF6	000	J	00	000	0000	2,284,482.17		FUEL GAS (HICER BAY PHN)		
60	110	607800	601000	1512000	00000000		FGH	00000	VF9	000	J	00	000	0000	44,458,480.20		FUEL GAS (HICER PHN)		
60	110	607420	601000	1512000	00000000		FGH	00000	F09	000	J	00	000	0000			FUEL GAS (BARTOW STEAM)		
60	110	607340	601000	1512000	00000000		FGH	00000	F09	100	J	00	000	0000	6,804,591.17		FUEL GAS (ANCLOTE STEAM)		
60	110	607460	601000	1512000	00000000		FGH	00000	F09	000	J	00	000	0000	2,347,200.44		FUEL GAS (SUMNER STEAM)		
60	110	607700	601000	1512000	00000000		FGH	00000	Z99	000	J	00	000	0000	1,872,834.14		FUEL GAS (HICER CITY PHN)		
60	110	607780	601000	1512000	00000000		FGH	00000	UF9	000	J	00	000	0000	1,693,854.70		FUEL GAS (UDF FLA PHN)		
60	110	607820	601000	1512000	00000000		FGH	00000	VF9	000	J	00	000	0000			FUEL GAS (AVON PARK PHN)		
60	110	607440	601000	1512000	00000000		FGH	00000	GF0	000	J	00	000	0000	57,400.55		FUEL GAS (HODGINS PHN)		
60	110	607780	601000	1512000	00000000		FGH	00000	Z99	000	J	00	000	0000	174,800.49		FUEL GAS (DEBARY PHN)		
60	110	607840	601000	1512000	00000000		FGH	00000	BF9	000	J	00	000	0000	18,877.72		FUEL GAS (BARTOW PHN)		
60	110	607840	601000	1512000	00000000		FGH	00000	BF6	100	J	00	000	0000	76,296,147.54		FUEL GAS (BARTOW CC)		
60	110	607710	601000	1512000	00000000		FGH	00000	SF6	000	J	00	000	0000	74,923.32		FUEL GAS (SUMNER PHN)		
60	110	607750	601000	1512000	00000000		FGH	00000	VF6	000	J	00	000	0000	2,284,482.17		FUEL GAS (HICER BAY PHN)		
60	110	607800	601000	1512000	00000000		FGH	00000	VF9	000	J	00	000	0000	44,458,480.20		FUEL GAS (HICER PHN)		
60	110	607420	601000	1512000	00000000		FGH	00000	F09	000	J	00	000	0000			FUEL GAS (BARTOW STEAM)		
60	110	607340	601000	1512000	00000000		FGH	00000	F09	100	J	00	000	0000	6,804,591.17		FUEL GAS (ANCLOTE STEAM)		
60	110	607460	601000	1512000	00000000		FGH	00000	F09	000	J	00	000	0000	2,347,200.44		FUEL GAS (SUMNER STEAM)		
60	110	607700	601000	1512000	00000000		FGH	00000	Z99	000	J	00	000	0000	1,872,834.14		FUEL GAS (HICER CITY PHN)		
60	110	607780	601000	1512000	00000000		FGH	00000	UF9	000	J	00	000	0000	1,693,854.70		FUEL GAS (UDF FLA PHN)		
60	110	607820	601000	1512000	00000000		FGH	00000	VF9	000	J	00	000	0000			FUEL GAS (AVON PARK PHN)		
60	110	607440	601000	1512000	00000000		FGH	00000	GF0	000	J	00	000	0000	57,400.55		FUEL GAS (HODGINS PHN)		
60	110	607780	601000	1512000	00000000		FGH	00000	Z99	000	J	00	000	0000	174,800.49		FUEL GAS (DEBARY PHN)		
60	110	607840	601000	1512000	00000000		FGH	00000	BF9	000	J	00	000	0000	18,877.72		FUEL GAS (BARTOW PHN)		
60	110	607840	601000	1512000	00000000		FGH	00000	BF6	100	J	00	000	0000	76,296,147.54		FUEL GAS (BARTOW CC)		
60	110	607710	601000	1512000	00000000		FGH	00000	SF6	000	J	00	000	0000	74,923.32		FUEL GAS (SUMNER PHN)		
60	110	607750	601000	1512000	00000000		FGH	00000	VF6	000	J	00	000	0000	2,284,482.17		FUEL GAS (HICER BAY PHN)		
60	110	607800	601000	1512000	00000000		FGH	00000	VF9	000	J	00	000	0000	44,458,480.20		FUEL GAS (HICER PHN)		
60	000	000000	000000	23200GR	00000000		000	00000	000	000	J	00	000	0000		1,350,770.00		OCT 13 ACTUAL	
60	000	000000	000000	23200GH	00000000		000	00000	000	000	J	00	000	0000		6,587,253.05		OCT 13 ACTUAL	
60	000	000000	000000	23200GI	00000000		000	00000	000	000	J	00	000	0000		1,541,840.00		OCT 13 ACTUAL	
60	000	000000	000000	23200GJ	00000000		000	00000	000	000	J	00	000	0000		418,150.00		OCT 13 ACTUAL	
60	000	000000	000000	23200GK	00000000		000	00000	000	000	J	00	000	0000		9,187,700.00		OCT 13 ACTUAL	
60	000	000000	000000	23200GL	00000000		000	00000	000	000	J	00	000	0000		9,431,282.50		OCT 13 ACTUAL	
60	000	000000	000000	23200GM	00000000		000	00000	000	000	J	00	000	0000		1,191,580.00		OCT 13 ACTUAL	
60	000	000000	000000	23200GN	00000000		000	00000	000	000	J	00	000	0000		3,525,441.00		OCT 13 ACTUAL	
60	000	000000	000000	23200GO	00000000		000	00000	000	000	J	00	000	0000		13,002,232.00		OCT 13 ACTUAL	
60	000	000000	000000	23200GP	00000000		000	00000	000	000	J	00	000	0000		1,581,000.00		OCT 13 ACTUAL	

Duke Energy Florida Inc. 2014 Hedging Audit. Dock # 47001-E1

I-K  
10/29  
OCT 13  
REC



Duke Energy Florida Inc. 2014 Hedging Audit. Docket No. 140001-EI

**CONFIDENTIAL**

11/14  
 13  
 OCT 13  
 10  
 17

I Book	S/S	CPTY	Cpty Name	Key	Deal	Instrument	Month	Quantity	P&L	Premium	Hedge Ratio	Settlement
RPGF	0				2451048 BHB691	FIXED SWF	10/1/2013				\$1,5000	
RPGF	0				2579405 BHW331	FIXED SWF	10/1/2013				\$3,5000	
RPGF	0				2220888 BRU329	FIXED SWF	10/1/2013				\$3,4980	
RPGF	0				2225051 BRW162	FIXED SWF	10/1/2013				\$3,4980	
RPGF	0				2272965 BSL816	FIXED FINF	10/1/2013				\$0,0000	
RPGF	0				2301242 BSW503	FIXED SWF	10/1/2013				\$3,4980	
RPGF	0				2334813 BTH741	FIXED SWF	10/1/2013				\$3,4980	
RPGF	0				2341175 BTK414	FIXED SWF	10/1/2013				\$3,4980	
RPGF	0				2347067 BTM418	FIXED SWF	10/1/2013				\$3,4980	
RPGF	0				2371641 BTU486	FIXED SWF	10/1/2013				\$3,4980	
RPGF	0				2503793 BVI542	FIXED SWF	10/1/2013				\$3,4500	
RPGF	0				2541886 BVY485	FIXED SWF	10/1/2013				\$3,4980	
RPGF	0				2571195 BWH367	FIXED FINF	10/1/2013				\$0,0000	
RPGF	0				2584208 BWL547	FIXED FINF	10/1/2013				\$0,0000	
RPGF	0				2623750 BHZ420	FIXED FINF	10/1/2013				\$0,0000	
RPGF	0				2640052 CAS954	FIXED SWF	10/1/2013				\$3,5000	
RPGF	0				2681729 BKW579	FIXED SWF	10/1/2013				\$3,5000	
RPGF	0				2696849 BYB455	FIXED SWF	10/1/2013				\$3,5000	
RPGF	0				2749650 BYU580	FIXED SWF	10/1/2013				\$3,5000	
RPGF	0				2751101 BYY216	FIXED SWF	10/1/2013				\$3,5000	
RPGF	0				2762633 BYZ128	FIXED SWF	10/1/2013				\$3,4980	
RPGF	0				2780738 BZF549	FIXED SWF	10/1/2013				\$3,4980	
RPGF	0				2785894 BZH716	FIXED SWF	10/1/2013				\$3,4980	
RPGF	0				2788061 BZI525	FIXED SWF	10/1/2013				\$3,4980	
RPGF	0				2804754 BZN136	FIXED SWF	10/1/2013				\$3,4980	
RPGF	0				2809626 BZO984	FIXED SWF	10/1/2013				\$3,4980	
RPGF	0				3161165 BQU744	FIXED SWF	10/1/2013				\$3,4780	
RPGF	0				3309831 BSZ662	FIXED SWF	10/1/2013				\$3,4980	
RPGF	0				3477381 BUW953	FIXED SWF	10/1/2013				\$3,4980	
RPGF	0				3500335 BVH109	FIXED SWF	10/1/2013				\$3,4500	
RPGF	0				3521388 BVC024	FIXED SWF	10/1/2013				\$3,4500	
RPGF	0				3531932 BVU551	FIXED SWF	10/1/2013				\$3,4500	
RPGF	0				2287624 BEV455	FIXED SWF	10/1/2013				\$3,5000	
RPGF	0				2334889 BFM812	FIXED SWF	10/1/2013				\$3,5000	
RPGF	0				2469677 BHL241	FIXED SWF	10/1/2013				\$3,5000	
RPGF	0				2703158 BRN037	FIXED SWF	10/1/2013				\$3,4980	
RPGF	0				2329715 BTF847	FIXED FINF	10/1/2013				\$0,0000	
RPGF	0				2488190 BVC058	FIXED FINF	10/1/2013				\$0,0000	
RPGF	0				2490474 BVC988	FIXED SWF	10/1/2013				\$3,4980	
RPGF	0				2514211 BVM964	FIXED SWF	10/1/2013				\$3,4500	
RPGF	0				2130427 BCM551	FIXED SWF	10/1/2013				\$3,5000	
RPGF	0				2140358 BCP548	FIXED SWF	10/1/2013				\$3,5000	
RPGF	0				2165088 BCY803	FIXED SWF	10/1/2013				\$3,5000	
RPGF	0				2209430 BDM466	FIXED SWF	10/1/2013				\$3,5000	
RPGF	0				2258920 BFA029	FIXED SWF	10/1/2013				\$3,5000	
RPGF	0				2304866 BFC842	FIXED SWF	10/1/2013				\$3,5000	
RPGF	0				2407835 BGL815	FIXED SWF	10/1/2013				\$3,5000	
RPGF	0				2622320 BJL142	FIXED SWF	10/1/2013				\$3,4980	
RPGF	0				2653327 BJX077	FIXED SWF	10/1/2013				\$3,4980	
RPGF	0				3172602 BQZ617	FIXED SWF	10/1/2013				\$3,4980	
RPGF	0				3295365 BSU267	FIXED SWF	10/1/2013				\$3,4980	
RPGF	0				3491476 BVD357	FIXED FINF	10/1/2013				\$0,0000	

10  
 17  
 11

2/14/14

J-K 47-3  
 3/29

PBC





**REDACTED SLIPSHEET:**

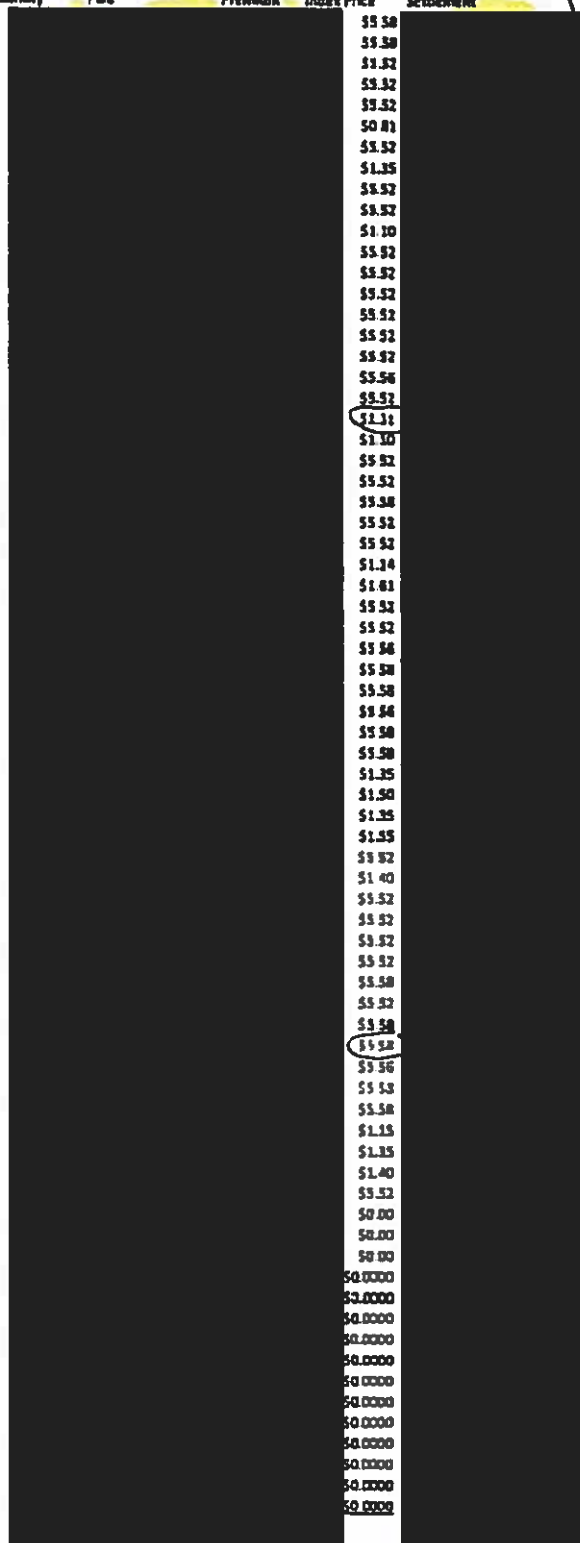
47-3: Trade Settlement / Invoices (pages 5-29)

**CONFIDENTIAL**

2/11/14

FEB 14


ISort	B/S	CITY	City Name	Key	Deal	Instrument	Month	Quantity	P&L	Premium	Index Price	Settlement
RPGF	B				2572723 BGA270	FIXED SWA	2/1/2014				\$5.58	
RPGF	B				3253578 BTP517	FIXED SWA	2/1/2014				\$5.58	
RPGF	B				3386532 BT2891	FIXED SWA	2/1/2014				\$5.52	
RPGF	B				3461828 BDU653	FIXED SWA	2/1/2014				\$5.52	
RPGF	B				3473271 BUX768	FIXED SWA	2/1/2014				\$5.52	
RPGF	B				3513802 BVM741	FIXED FWA	2/1/2014				\$0.01	
RPGF	B				3523054 BVQ800	FIXED SWA	2/1/2014				\$5.52	
RPGF	B				3553068 BVM806	FIXED FWA	2/1/2014				\$1.35	
RPGF	B				3605385 BVT081	FIXED SWA	2/1/2014				\$5.52	
RPGF	B				3608023 BVM588	FIXED SWA	2/1/2014				\$5.52	
RPGF	B				3656826 BDM090	FIXED FWA	2/1/2014				\$1.10	
RPGF	B				3758182 BTK848	FIXED SWA	2/1/2014				\$5.52	
RPGF	B				3661873 BDC572	FIXED SWA	2/1/2014				\$5.52	
RPGF	B				3689722 BYC488	FIXED SWA	2/1/2014				\$5.52	
RPGF	B				3767494 BZB134	FIXED SWA	2/1/2014				\$5.52	
RPGF	B				3804138 BZM841	FIXED SWA	2/1/2014				\$5.52	
RPGF	B				3806259 BZM816	FIXED SWA	2/1/2014				\$5.52	
RPGF	B				3330255 BTG128	FIXED SWA	2/1/2014				\$5.56	
RPGF	B				3478031 BUC196	FIXED SWA	2/1/2014				\$5.52	
RPGF	B				3538878 BVX155	FIXED FWA	2/1/2014				\$1.31	
RPGF	B				3738707 BTP528	FIXED FWA	2/1/2014				\$1.10	
RPGF	B				3786335 BZB094	FIXED SWA	2/1/2014				\$5.52	
RPGF	B				3838170 BTP208	FIXED SWA	2/1/2014				\$5.52	
RPGF	B				3871863 BTU484	FIXED SWA	2/1/2014				\$5.58	
RPGF	B				3458331 BMT548	FIXED SWA	2/1/2014				\$5.52	
RPGF	B				3491025 BVD162	FIXED SWA	2/1/2014				\$5.52	
RPGF	B				3533847 BVT297	FIXED FWA	2/1/2014				\$1.34	
RPGF	B				3588863 BVM693	FIXED FWA	2/1/2014				\$1.81	
RPGF	B				3601983 BDM634	FIXED SWA	2/1/2014				\$5.52	
RPGF	B				3659903 CAJ402	FIXED SWA	2/1/2014				\$5.52	
RPGF	B				3334626 BTH750	FIXED SWA	2/1/2014				\$5.56	
RPGF	B				3854107 BTP087	FIXED SWA	2/1/2014				\$5.58	
RPGF	B				2348826 BFC647	FIXED SWA	2/1/2014				\$5.58	
RPGF	B				2321944 BTD424	FIXED SWA	2/1/2014				\$5.54	
RPGF	B				3370122 BTU062	FIXED SWA	2/1/2014				\$5.58	
RPGF	B				3372254 BTU790	FIXED SWA	2/1/2014				\$5.58	
RPGF	B				2581781 BVM690	FIXED FWA	2/1/2014				\$1.35	
RPGF	B				3584190 BVM529	FIXED FWA	2/1/2014				\$1.50	
RPGF	B				3608549 BVM134	FIXED FWA	2/1/2014				\$1.35	
RPGF	B				3623723 BVM198	FIXED FWA	2/1/2014				\$1.35	
RPGF	B				3636126 BMS541	FIXED SWA	2/1/2014				\$5.52	
RPGF	B				3678445 BVM115	FIXED FWA	2/1/2014				\$1.40	
RPGF	B				3762637 BT2132	FIXED SWA	2/1/2014				\$5.52	
RPGF	B				3778418 BZB482	FIXED SWA	2/1/2014				\$5.52	
RPGF	B				3788063 BZB229	FIXED SWA	2/1/2014				\$5.52	
RPGF	B				3829270 BZB784	FIXED SWA	2/1/2014				\$5.52	
RPGF	B				2209484 BDM470	FIXED SWA	2/1/2014				\$5.58	
RPGF	B				4071986 CCM917	FIXED SWA	2/1/2014				\$5.52	
RPGF	B				2244183 BDM635	FIXED SWA	2/1/2014				\$5.58	
RPGF	B				2262174 BEM989	FIXED SWA	2/1/2014				\$5.58	
RPGF	B				3347579 BTM610	FIXED SWA	2/1/2014				\$5.56	
RPGF	B				3300039 BTH509	FIXED SWA	2/1/2014				\$5.53	
RPGF	B				3378580 BTK061	FIXED SWA	2/1/2014				\$5.58	
RPGF	B				3523372 BVC872	FIXED FWA	2/1/2014				\$1.15	
RPGF	B				3601817 BVM544	FIXED FWA	2/1/2014				\$1.35	
RPGF	B				3679221 BTP957	FIXED FWA	2/1/2014				\$1.40	
RPGF	B				3749654 BVM584	FIXED SWA	2/1/2014				\$5.52	
RPGF	S				3513802 BVM741	FIXED FWA	2/1/2014				\$0.00	
RPGF	S				3551069 BVM806	FIXED FWA	2/1/2014				\$0.00	
RPGF	S				3656826 BDM090	FIXED FWA	2/1/2014				\$0.00	
RPGF	S				3538878 BVX155	FIXED FWA	2/1/2014				\$0.0000	
RPGF	S				3738707 BTP528	FIXED FWA	2/1/2014				\$0.0000	
RPGF	S				3533847 BVT297	FIXED FWA	2/1/2014				\$0.0000	
RPGF	S				3588863 BVM693	FIXED FWA	2/1/2014				\$0.0000	
RPGF	S				3581781 BVM690	FIXED FWA	2/1/2014				\$0.0000	
RPGF	S				3584190 BVM529	FIXED FWA	2/1/2014				\$0.0000	
RPGF	S				3608549 BVM134	FIXED FWA	2/1/2014				\$0.0000	
RPGF	S				3623723 BVM198	FIXED FWA	2/1/2014				\$0.0000	
RPGF	S				3678445 BVM115	FIXED FWA	2/1/2014				\$0.0000	
RPGF	S				3523372 BVC872	FIXED FWA	2/1/2014				\$0.0000	
RPGF	S				3601817 BVM544	FIXED FWA	2/1/2014				\$0.0000	
RPGF	S				3679221 BTP957	FIXED FWA	2/1/2014				\$0.0000	



FEB 13 HEDGE ACTUAL



BUY (Loss)  
SELL (Gain)  
NET



42

1347

FEB 14

47-4

L-M  
2020



2/18/14

CONFIDENTIAL

I Index	CPTY BARR#	Cpty Name Z Key	Deal	Instrument	Month	Quantity	P&L	Premium	Index Price	Settlement
		Total								\$
NYMEX/NG		3330355	8TG128	FIXED SWA	2/1/2014				5.557	\$
NYMEX/NG		3538878	6VX155	FIXED FINA	2/1/2014				1.307	\$
		Total								\$
		Total								\$
		Total								\$
		Total								\$
		Total								\$
		Total								\$
		Grand Total								\$

- Barclays Bank PLC #12
- NET RECEIVABLE - NO WIRE
- Cligroup Energy Inc.
- Credit Suisse International
- Deutsche Bank AG
- JPMorgan Chase Bank, N.A.
- Morgan Stanley Capital Group, Inc

FEB NYMEX



30720

30714

30714

AR 47-4

30720

**REDACTED SLIPSHEET:**

47-4: Trade Settlement / Invoices: pages 4-10 and 12-20

**CONFIDENTIAL**

4/14

FEB 14

b

CFY	Type	Name	Bank	Index	MT	Floor	Days	Units	Sett	Key	Deal	Instrument	Maturity	Quantity	PL	Normal	Order	Price	Settlement
MSCO											0120001	010001	010001	010001	2/8/2014				
MSCO											0120002	010002	010002	010002	2/8/2014				
MSCO											0120003	010003	010003	010003	2/8/2014				
MSCO											0120004	010004	010004	010004	2/8/2014				
MSCO											0120005	010005	010005	010005	2/8/2014				
MSCO											0120006	010006	010006	010006	2/8/2014				
MSCO											0120007	010007	010007	010007	2/8/2014				
MSCO											0120008	010008	010008	010008	2/8/2014				
MSCO											0120009	010009	010009	010009	2/8/2014				
MSCO											0120010	010010	010010	010010	2/8/2014				
MSCO											0120011	010011	010011	010011	2/8/2014				
MSCO											0120012	010012	010012	010012	2/8/2014				
MSCO											0120013	010013	010013	010013	2/8/2014				
MSCO											0120014	010014	010014	010014	2/8/2014				
MSCO											0120015	010015	010015	010015	2/8/2014				
MSCO											0120016	010016	010016	010016	2/8/2014				
MSCO											0120017	010017	010017	010017	2/8/2014				
MSCO											0120018	010018	010018	010018	2/8/2014				
MSCO											0120019	010019	010019	010019	2/8/2014				
MSCO											0120020	010020	010020	010020	2/8/2014				
MSCO											0120021	010021	010021	010021	2/8/2014				
MSCO											0120022	010022	010022	010022	2/8/2014				
MSCO											0120023	010023	010023	010023	2/8/2014				
MSCO											0120024	010024	010024	010024	2/8/2014				
MSCO											0120025	010025	010025	010025	2/8/2014				
MSCO											0120026	010026	010026	010026	2/8/2014				
MSCO											0120027	010027	010027	010027	2/8/2014				
MSCO											0120028	010028	010028	010028	2/8/2014				
MSCO											0120029	010029	010029	010029	2/8/2014				
MSCO											0120030	010030	010030	010030	2/8/2014				
MSCO											0120031	010031	010031	010031	2/8/2014				
MSCO											0120032	010032	010032	010032	2/8/2014				
MSCO											0120033	010033	010033	010033	2/8/2014				
MSCO											0120034	010034	010034	010034	2/8/2014				
MSCO											0120035	010035	010035	010035	2/8/2014				
MSCO											0120036	010036	010036	010036	2/8/2014				
MSCO											0120037	010037	010037	010037	2/8/2014				
MSCO											0120038	010038	010038	010038	2/8/2014				
MSCO											0120039	010039	010039	010039	2/8/2014				
MSCO											0120040	010040	010040	010040	2/8/2014				
MSCO											0120041	010041	010041	010041	2/8/2014				
MSCO											0120042	010042	010042	010042	2/8/2014				
MSCO											0120043	010043	010043	010043	2/8/2014				
MSCO											0120044	010044	010044	010044	2/8/2014				
MSCO											0120045	010045	010045	010045	2/8/2014				
MSCO											0120046	010046	010046	010046	2/8/2014				
MSCO											0120047	010047	010047	010047	2/8/2014				
MSCO											0120048	010048	010048	010048	2/8/2014				
MSCO											0120049	010049	010049	010049	2/8/2014				
MSCO											0120050	010050	010050	010050	2/8/2014				
MSCO											0120051	010051	010051	010051	2/8/2014				
MSCO											0120052	010052	010052	010052	2/8/2014				
MSCO											0120053	010053	010053	010053	2/8/2014				
MSCO											0120054	010054	010054	010054	2/8/2014				
MSCO											0120055	010055	010055	010055	2/8/2014				
MSCO											0120056	010056	010056	010056	2/8/2014				
MSCO											0120057	010057	010057	010057	2/8/2014				
MSCO											0120058	010058	010058	010058	2/8/2014				
MSCO											0120059	010059	010059	010059	2/8/2014				
MSCO											0120060	010060	010060	010060	2/8/2014				
MSCO											0120061	010061	010061	010061	2/8/2014				
MSCO											0120062	010062	010062	010062	2/8/2014				
MSCO											0120063	010063	010063	010063	2/8/2014				
MSCO											0120064	010064	010064	010064	2/8/2014				
MSCO											0120065	010065	010065	010065	2/8/2014				
MSCO											0120066	010066	010066	010066	2/8/2014				
MSCO											0120067	010067	010067	010067	2/8/2014				
MSCO											0120068	010068	010068	010068	2/8/2014				
MSCO											0120069	010069	010069	010069	2/8/2014				
MSCO											0120070	010070	010070	010070	2/8/2014				
MSCO											0120071	010071	010071	010071	2/8/2014				
MSCO											0120072	010072	010072	010072	2/8/2014				
MSCO											0120073	010073	010073	010073	2/8/2014				
MSCO											0120074	010074	010074	010074	2/8/2014				
MSCO											0120075	010075	010075	010075	2/8/2014				
MSCO											0120076	010076	010076	010076	2/8/2014				
MSCO											0120077	010077	010077	010077	2/8/2014				
MSCO											0120078	010078	010078	010078	2/8/2014				
MSCO											0120079	010079	010079	010079	2/8/2014				
MSCO											0120080	010080	010080	010080	2/8/2014				
MSCO											0120081	010081	010081	010081	2/8/2014				
MSCO											0120082	010082	010082	010082	2/8/2014				
MSCO											0120083	010083	010083	010083	2/8/2014				
MSCO											0120084	010084	010084	010084	2/8/2014				
MSCO											0120085	010085	010085	010085	2/8/2014				
MSCO											0120086	010086	010086	010086	2/8/2014				
MSCO											0120087	010087	010087	010087	2/8/2014				
MSCO											0120088	010088	010088	010088	2/8/2014				
MSCO											0120089	010089	010089	010089	2/8/2014				
MSCO											0120090	010090	010090	010090	2/8/2014				
MSCO											0120091	010091	010091	010091	2/8/2014				
MSCO											0120092	010092	010092	010092	2/8/2014				
MSCO											0120093	010093	010093	010093	2/8/2014				
MSCO											0120094	010094	010094	010094	2/8/2014				
MSCO											0120095	010095	010095	010095	2/8/2014				



**REDACTED SLIPSHEET:**

47-5: Trade Settlement / Invoices: pages 3-16



CONFIDENTIAL

APR 14

Att To Confidential Letter

Series	Control No.	No. of Pages
2 Series	40001001	9
12 Series	40001002	15
4 Series	40001003	61
4 Series	40001004	13
5 Series	40001005	162
58 Series	40001006	7
	#19 47	
	#18 47	
	#17 47	
	#16 47	

Handwritten initials/signature

Control No. 14-083-2-1

#19 47

#18 47

#17 47

#16 47

APR 14

47-6  
P-5  
2042



APR 14 MEXICO ACTUAL

APR (Low) EIA (2014) OCT

**REDACTED SLIPSHEET:**

47-6: Trade Settlement / Invoices: pages 3-36 and 37-41

Duke Energy Financial Services, Inc. 2014 Hedging Audit. Docket No. 140001-EI

Index	CPY	Copy Name	Book	Fixed Pts	Strike	Pri-Put/Co	Key	Deal	Instrument	Month	Quantity	PSI	Premium	Index Price	Settlement
NYMEX/NM			PPGF					3513804 BVM743	FIXED FWA	4/1/2014					4.50
NYMEX/NM			PPGF					3531879 BVV509	FIXED SWA	4/1/2014					4.50
NYMEX/NM			PPGF					3493827 BVD10	FIXED SWA	4/1/2014					4.50
NYMEX/NM			PPGF					3500944 BVW114	FIXED SWA	4/1/2014					4.50
NYMEX/NM			PPGF					3488882 BVC236	FIXED SWA	4/1/2014					4.50
NYMEX/NM			PPGF					3477406 BUZ000	FIXED SWA	4/1/2014					4.50
NYMEX/NM			PPGF					2821825 BNL145	FIXED SWA	4/1/2014					4.50
NYMEX/NM			PPGF					3513804 BVM743	FIXED FWA	4/1/2014					0.31
NYMEX/NM			PPGF					3530880 BVX157	FIXED FWA	4/1/2014					4.50
NYMEX/NM			PPGF					3488383 BVW596	FIXED SWA	4/1/2014					0.10
NYMEX/NM			PPGF					3530880 BVX157	FIXED FWA	4/1/2014					4.50
NYMEX/NM			PPGF					3531849 BVV299	FIXED FWA	4/1/2014					4.50
NYMEX/NM			PPGF					3612069 BVW658	FIXED SWA	4/1/2014					4.50
NYMEX/NM			PPGF					3521710 BVQ628	FIXED SWA	4/1/2014					4.50
NYMEX/NM			PPGF					3479617 BUL728	FIXED SWA	4/1/2014					4.50
NYMEX/NM			PPGF					3478426 BUL510	FIXED SWA	4/1/2014					4.50
NYMEX/NM			PPGF					3530849 BVV299	FIXED FWA	4/1/2014					4.50
NYMEX/NM			PPGF					3503811 BVSS5	FIXED SWA	4/1/2014					4.50
NYMEX/NM			PPGF					3502050 BVH1790	FIXED FWA	4/1/2014					4.50
NYMEX/NM			PPGF					2821825 BNL579	FIXED SWA	4/1/2014					0.10
NYMEX/NM			PPGF					3502050 BVH1790	FIXED FWA	4/1/2014					4.50
NYMEX/NM			PPGF					3533374 BVQ874	FIXED FWA	4/1/2014					4.50
NYMEX/NM			PPGF					3520584 BVW715	FIXED SWA	4/1/2014					4.50
NYMEX/NM			PPGF					3490980 BVD137	FIXED SWA	4/1/2014					4.50
NYMEX/NM			PPGF					3533374 BVQ874	FIXED FWA	4/1/2014					4.50

2/15/14

will: 50,100.00  
107,250.00 - 5

will = 157,350.00 = \*\*

APR 14  
NYMEX

CONFIDENTIAL  
47-6  
37 of 42

AR  
ASLG

5  
37 of 42  
APR 14

CONFIDENTIAL

8/21

JUN 14

UN 4/4

Line	CD	CDT	Company	Str	Instrument	Term	Rate	Yield	Price	Yield	Price
1000											
1001											
1002											
1003											
1004											
1005											
1006											
1007											
1008											
1009											
1010											
1011											
1012											
1013											
1014											
1015											
1016											
1017											
1018											
1019											
1020											
1021											
1022											
1023											
1024											
1025											
1026											
1027											
1028											
1029											
1030											
1031											
1032											
1033											
1034											
1035											
1036											
1037											
1038											
1039											
1040											
1041											
1042											
1043											
1044											
1045											
1046											
1047											
1048											
1049											
1050											
1051											
1052											
1053											
1054											
1055											
1056											
1057											
1058											
1059											
1060											
1061											
1062											
1063											
1064											
1065											
1066											
1067											
1068											
1069											
1070											
1071											
1072											
1073											
1074											
1075											
1076											
1077											
1078											
1079											
1080											
1081											
1082											
1083											
1084											
1085											
1086											
1087											
1088											
1089											
1090											
1091											
1092											
1093											
1094											
1095											
1096											
1097											
1098											
1099											
1100											
1101											
1102											
1103											
1104											
1105											
1106											
1107											
1108											
1109											
1110											
1111											
1112											
1113											
1114											
1115											
1116											
1117											
1118											
1119											
1120											
1121											
1122											
1123											
1124											
1125											
1126											
1127											
1128											
1129											
1130											
1131											
1132											
1133											
1134											
1135											
1136											
1137											
1138											
1139											
1140											
1141											
1142											
1143											
1144											
1145											
1146											
1147											
1148											
1149											
1150											
1151											
1152											
1153											
1154											
1155											
1156											
1157											
1158											
1159											
1160											
1161											
1162											
1163											
1164											
1165											
1166											
1167											
1168											
1169											
1170											
1171											
1172											
1173											
1174											
1175											
1176											
1177											
1178											
1179											
1180											
1181											
1182											
1183											
1184											
1185											
1186											
1187											
1188											
1189											
1190											
1191											
1192											
1193											
1194											
1195											
1196											
1197											
1198											
1199											
1200											

#20

47

JUN 14

T 4-7  
2014

ACTUAL 06/11/2014 06/11/2014



**REDACTED SLIPSHEET:**

**47-7: Trade Settlement / Invoices: pages 3-13**



**REDACTED SLIPSHEET:**

**47-8: Trade Settlement / Invoices: pages 3-11**



**REDACTED SLIPSHEET:**

**47-9:** Balances Report: page 1; Trade Settlement / Invoices:  
pages 2-4; Invoices: pages 8-11

5-11

*Handwritten signature*

CONFIDENTIAL

47-9  
7 of 11

PEF Month End - Oil Financials Report

6/3/2014

40001-EL

Legal Entity	Year	Delivery Month	Commodity	Counterparty	Instrument	Strategy	Buy/Sell	Trade Date	Trade Price (Net of Premium)	Settlement Price	Position	Location	Market	Net Settlement
PEFI	2014	5/1/2014	FUEL OIL	JPMorgan Chase Bank, N.A.	FIXED SWAP	PEFH0HEDGE	BUY	11/11/2013	2.8350				NO2ULS	USGLF
PEFI	2014	5/1/2014	FUEL OIL	Bank of Montreal	FIXED SWAP	PEFH0HEDGE	BUY	2/7/2014	2.9110				NO2ULS	USGLF
PEFI	2014	5/1/2014	FUEL OIL	Bank of Montreal	FIXED SWAP	PEFTRANC SX	BUY	4/22/2013	2.7880				NO2ULS	USGLF
PEFI	2014	5/1/2014	FUEL OIL	Morgan Stanley Capital Group, Inc.	FIXED SWAP	PEFTRANC SX	BUY	10/25/2013	2.8550				NO2ULS	USGLF
PEFI	2014	5/1/2014	FUEL OIL	Deutsche Bank AG	FIXED SWAP	PEFTRANHDG	BUY	4/15/2013	2.8170				NO2ULS	USGLF
PEFI	2014	5/1/2014	FUEL OIL	Bank of Montreal	FIXED SWAP	PEFTRANHDG	BUY	5/23/2013	2.8390				NO2ULS	USGLF
PEFI	2014	5/1/2014	FUEL OIL	Morgan Stanley Capital Group, Inc.	FIXED SWAP	PEFTRANHDG	BUY	11/1/2013	2.8550				NO2ULS	USGLF
PEFI	2014	5/1/2014	FUEL OIL	Merrill Lynch Commodities, Inc.	FIXED SWAP	PEFTRANHDG	BUY	3/21/2014	2.9050				NO2ULS	USGLF
PEFI	2014	5/1/2014	FUEL OIL	JPMorgan Chase Bank, N.A.	FIXED SWAP	PEFTRANHDG	BUY	10/17/2013	2.9175				NO2ULS	USGLF
									Sum:					

2014 Hedging Audit - December

Duke Energy Florida, Inc.

[Redacted]

4  
400162  
ABC

**REDACTED SLIPSHEET:**

47-10: Balances Report: page 1; Trade Settlement / Invoices:  
pages 2-8, 11

CONFIDENTIAL

4/1/2014

Legal Entity	Year	Delivery Month	Commodity	Z Key	Contract ID	Instrument	Strategy	Buy/Sell	Trade Date	Group/Trade	Trade Price (Net or Premium)	Settlement Price	Position	Location	Market	Net Settlement
PEFI	2014	3/1/2014	FUEL OIL	4242355		FIXED SWAP	PEFHOHEDGE	BUY	11/15/2013	CFM096					NO2ULS	USGLF
PEFI	2014	3/1/2014	FUEL OIL	4239470		FIXED SWAP	PEFHOHEDGE	BUY	11/11/2013	CFK818					NO2ULS	USGLF
PEFI	2014	3/1/2014	FUEL OIL	4170811		FIXED SWAP	PEFTRANCXS	BUY	10/22/2013	CER060					NO2ULS	USGLF
PEFI	2014	3/1/2014	FUEL OIL	3887242		FIXED SWAP	PEFTRANCXS	BUY	3/15/2013	CAT828					NO2ULS	USGLF
PEFI	2014	3/1/2014	FUEL OIL	4105866		FIXED SWAP	PEFTRANHOG	BUY	8/23/2013	CDV155					NO2ULS	USGLF
PEFI	2014	3/1/2014	FUEL OIL	4219686		FIXED SWAP	PEFTRANHOG	BUY	10/28/2013	CFE135					NO2ULS	USGLF
PEFI	2014	3/1/2014	FUEL OIL	3881874		FIXED SWAP	PEFTRANHOG	BUY	3/8/2013	CAQ758					NO2ULS	USGLF
PEFI	2014	3/1/2014	FUEL OIL	3971462		FIXED SWAP	PEFTRANHOG	BUY	5/18/2013	CBW850					NO2ULS	USGLF

Duke Energy  
 2014 Hedging Audit. Docket No. 140001-EI

47-10  
 11-10-11

4/1/14

X10062

**DUKE ENERGY FLORIDA**  
**2014 Fuel Hedging Audit**  
**No2 Oil Hedging**  
**Market Prices**

*20 4/17*

Day	Cents/Gallon	
	Mar-14	May-14
1		
2		
3		
4		
5		
6		
7		
8		
9		
10		
11		
12		
13		
14		
15		
16		
17		
18		
19		
20		
21		
22		
23		
24		
25		
26		
27		
28		
29		
30		
31		

*Note: Blanks = non-market days  
(i.e. weekends)*

Average (cents/gal)  
Average (\$/gal)

291.74	290.35
<u>2.9174</u>	<u>2.9035</u>
<i>X3</i>	<i>43</i>

*X-7*  
*4711062*  
*10 of 11*