



John T. Butler  
Assistant General Counsel – Regulatory Affairs  
Florida Power & Light Company  
700 Universe Boulevard  
Juno Beach, Florida 33408  
(561) 304-5639  
(561) 691-7135 Facsimile  
Email: John.Butler@fpl.com

October 30, 2015

**VIA HAND DELIVERY**

Ms. Carlotta S. Stauffer  
Division of the Commission Clerk and  
Administrative Services  
Florida Public Service Commission  
Betty Easley Conference Center, Room 110  
2540 Shumard Oak Boulevard  
Tallahassee, Florida 32399-0850

**REDACTED**

RECEIVED-FPSC  
15 OCT 30 PM 2:34  
COMMISSION  
CLERK

**Re: Docket No. 150001-EI – Monthly Fuel Filings**

Dear Ms. Stauffer:

Enclosed for filing are copies of the following monthly fuel reports for FPL:

- (a) FPSC Forms 423-1, 423-1(a), and 423-1(b) for Florida Power & Light Company for the months of July, August and September 2015;
- (b) FPSC Forms 423-2, 423-2(a), and 423-2(b) for St. Johns River Power Park (SJRPP) for the months of July, August and September 2015; and
- (c) FPSC Forms 423-2, 423-2(a), and 423-2(b) for Plant Scherer for the months of June, July and August 2015.

FPL's Request for Confidential Classification of the information removed from FPL FPSC Form 423-1(a), SJRPP FPSC Forms 423-2, 423-2(a), and 423-2(b) and Plant Scherer FPSC Forms 423-2, 423-2(a) and 423-2(b) is being filed under separate cover. Should you have any questions regarding this filing, please contact me.

Thank you for your attention to this matter.

Sincerely,

A handwritten signature in blue ink, appearing to read 'John T. Butler', written over a printed name.

John T. Butler


Enclosures

cc: Parties of Record

FPSC FORM NO. 423-1

MONTHLY REPORT OF COST AND QUALITY OF FUEL OIL FOR ELECTRIC PLANTS  
ORIGIN, VOLUME, DELIVERED PRICE AND AS RECEIVED QUANTITY

1. REPORTING MONTH: JUL YEAR: 2015  
2. REPORTING COMPANY: FLORIDA POWER LIGHT COMPANY

3. NAME, TITLE, TELEPHONE NUMBER OF CONTACT PERSON CONCERNING DATA  
SUBMITTED ON THIS FORM: TERRY KEITH, REGULATORY AFFAIRS, (305)-552-4334  
4. SIGNATURE OF OFFICIAL SUBMITTING REPORT:   
5. DATE COMPLETED: 08/10/2015

LINE NO	PLANT	SUPPLIER	SHIPPING POINT	PURCHASE TYPE	DELIVERY LOCATION	DELIVERY DATE	TYPE OIL	SULFUR (%)	BTU CONTENT (BTU / GAL)	VOLUME (BBL)	DELIVERED PRICE (\$/BBL)
1	WEST COUNTY EC	APEC	NA-TRUCK DELIVERY			07/17/2015	F03	N/A	N/A	9953	78.0064
2	MANATEE	SUBURBAN	NA-TRUCK DELIVERY	STC		07/02/2015	PRO	N/A	N/A	414	43.4431
3	MANATEE	SUBURBAN	NA-TRUCK DELIVERY	STC		07/30/2015	PRO	N/A	N/A	198	44.5071

MONTHLY REPORT OF COST AND QUALITY OF FUEL OIL FOR ELECTRIC PLANTS  
 DETAIL OF INVOICE AND TRANSPORTATION CHARGES

1. REPORTING MONTH: JUL YEAR: 2015

2. REPORTING COMPANY: FLORIDA POWER LIGHT COMPANY

3. NAME, TITLE TELEPHONE NUMBER OF CONTACT PERSON CONCERNING DATA  
 SUBMITTED ON THIS FORM: TERRY KEITH, REGULATORY AFFAIRS, (305)-552-4334

4. SIGNATURE OF OFFICIAL SUBMITTING REPORT: 

5. DATE COMPLETED: 08/10/2015

(A) LINE NO.	(B) PLANT	(C) SUPPLIER	(D) DELIVERY LOCATION	(E) DELIVERY DATE	(F) TYPE OIL	(G) VOLUME (BBL)	(H) INVOICE PRICE (\$/BBL)	(I) INVOICE AMOUNT (\$)	(J) DISCOUNT (\$)	(K) NET AMOUNT (\$)	(L) NET PRICE (\$/BBL)	(M) QUALITY ADJUST. (\$/BBL)	(N) EFFECTIVE PUR PRICE (\$/BBL)	(O) TRANSP TO TERM (\$/BBL)	(P) ADDITIONAL TRANS CHGS (\$/BBL)	(Q) OTHER CHGS (\$/BBL)	(R) DELIVERED PRICE (\$/BBL)
1	PWC	APEC		07/17/2015	F03									0.0000			78.0064
2	PMT	SUBURBAN		07/02/2015	PRO									0.0000			43.4431
3	PMT	SUBURBAN		07/30/2015	PRO									0.0000			44.5071

**EDITED COPY**




**MONTHLY REPORT OF COST AND QUALITY OF COAL FOR ELECTRIC PLANTS  
ORIGIN, TONNAGE, DELIVERED PRICE AND AS RECEIVED QUALITY**

1. Report For Month/Yr: **July 2015**

4. Name, Title & Telephone Number of Contact  
Person Concerning Data Submitted on this Form: **Terry Keith (305-552-4334)**

2. Reporting Company: **Florida Power & Light**

5. Signature of Official Submitting Report:



3. Plant Name: **St. Johns River Power Park (SJRPP)**

6. Date Completed:

**August 11, 2015**

Line No.	Supplier Name	Mine Location	Purchase Type	Transportation Mode	Tons	Effective Purchase Price (\$/Ton)	Total Trans Cost (\$/Ton)	FOB Plant Price (\$/Ton)	As Received Coal Quality			
									Sulfur Content (%)	Btu Content (%)	Ash Content (%)	Moisture Content (%)
(a)	(b)	(c)	(d)	(e)	(f)	(g)	(h)	(i)	(j)	(k)	(l)	(m)
1	Coal Marketing Company	45,IM,999	LTC	OC	50,041			68.23	0.64	10,984	12.77	10.54
2	Sunrise Coal	NA,IN,021	LTC	UR	5,365			88.50	0.75	10,649	9.24	17.99

**EDITED COPY**


**MONTHLY REPORT OF COST AND QUALITY OF COAL FOR ELECTRIC PLANTS  
DETAIL OF INVOICE PURCHASE PRICE**

1. Report For Month/Yr: **July 2015**

4. Name, Title & Telephone Number of Contact  
Person Concerning Data Submitted on this Form: **Terry Keith (305-552-4334)**

2. Reporting Company: **Florida Power & Light**

5. Signature of Official Submitting Report:



3. Plant Name: **St. Johns River Power Park (SJRPP)**

6. Date Completed: **August 11, 2015**

Line No.	Supplier Name	Mine Location	Purchase Type	Tons	FOB Mine Price (\$/Ton)	Short Haul & Loading Charge	Original Invoice Price (\$/Ton)	Retro-active Price Increases (\$/Ton)	Base Price (\$/Ton)	Quality Adjustments (\$/Ton)	Effective Purchase Price (\$/Ton)
(a)	(b)	(c)	(d)	(e)	(f)	(g)	(h)	(i)	(j)	(k)	(l)
1	Coal Marketing Company	45,IM,999	LTC	50,041		0.00		0.00		0.00	
2	Sunrise Coal	NA,IN,021	LTC	5,365		0.00		0.00		0.00	

**EDITED COPY**

**MONTHLY REPORT OF COST AND QUALITY OF COAL FOR ELECTRIC PLANTS  
DETAIL OF TRANSPORTATION CHARGES**

1. Report For Month/Yr: **July 2015**

4. Name, Title & Telephone Number of Contact  
Person Concerning Data Submitted on this Form: **Terry Keith (305-552-4334)**

2. Reporting Company: **Florida Power & Light**

5. Signature of Official Submitting Report:

*Ken Broadway*

3. Plant Name: **St. Johns River Power Park (SJRPP)**

6. Date Completed:

**August 11, 2015**

Line No.	Supplier Name	Mine Location	Shipping Point	Transportation Mode	Tons	Effective Purchase Price (\$/Ton)	Short Haul & Loading Charge (\$/Ton)	Rail Charges		Waterborne Charges					Total Transport Charges (\$/Ton)	FOB Plant Price (\$/Ton)
								Rail Rate (\$/Ton)	Other Rail Charges (\$/Ton)	River Barge Rate (\$/Ton)	Trans-loading Rate (\$/Ton)	Ocean Barge Rate (\$/Ton)	Other Water Charges (\$/Ton)	Related Charges (\$/Ton)		
(a)	(b)	(c)	(d)	(e)	(f)	(g)	(h)	(i)	(j)	(k)	(l)	(m)	(n)	(o)	(p)	(q)
1	Coal Marketing Company	45,IM,999	EL CERREJON	OC	50,041		0.00		0.00	0.00	0.00	0.00	0.00	0.00		68.23
2	Sunrise Coal	NA,IN,021	ACE IN THE HOL	UR	5,365		0.00		0.00	0.00	0.00	0.00	0.00	0.00		88.50

**EDITED COPY**

**MONTHLY REPORT OF COST AND QUALITY OF COAL FOR ELECTRIC PLANTS  
ORIGIN, TONNAGE, DELIVERED PRICE, AND AS RECEIVED QUALITY**

1. Reporting Month: **June** Year: **2015**  
 2. Reporting Company: **FLORIDA POWER & LIGHT COMPANY**  
 3. Plant Name: **R.W.SCHERER**

4. Name, Title & Telephone Number of Contact Person Concerning Data  
 Submitted on this Form: Terry Keith  
 (305) 552-4334  
 5. Signature of Official Submitting Report: *Ken Brookway*  
 6. Date Completed: 27-Oct-15

<u>Line No.</u> (a)	<u>Supplier Name</u> (b)	<u>Mine Location</u> (c)	<u>Purchase Type</u> (d)	<u>Transport Mode</u> (e)	<u>Tons</u> (f)	<u>Purchase Price (\$/Ton)</u> (g)	<u>Effective Transport Charges (\$/Ton)</u> (h)	<u>Total FOB Plant Price (\$/Ton)</u> (i)	<u>Sulfur Content (%)</u> (j)	<u>Btu Content (Btu/lb)</u> (k)	<u>Ash Content (%)</u> (l)	<u>Moisture Content (%)</u> (m)
(1)	BUCKSKIN MINING CO	19/WY/5	S	UR	80,423.84			37.091	0.34	8,392	4.66	29.77
(2)	KENNECOTT COAL SALES,	19/WY/5	S	UR	6,050.66			37.442	0.32	8,379	5.62	29.56
(3)	ALPHA COAL SALES CO, LL	19/WY/5	S	UR	45,706.21			36.695	0.38	8,327	4.71	30.38
(4)	COAL SALES, LLC	19/WY/5	S	UR	10,108.01			38.737	0.30	8,452	4.43	29.30
(5)	KENNECOTT COAL SALES,	19/WY/5	S	UR	23,739.96			37.327	0.32	8,375	5.72	29.46
(6)	ARCH COAL SALES CO, INC	19/WY/5	S	UR	53,239.51			40.508	0.36	8,840	4.96	27.17

**EDITED COPY**



**MONTHLY REPORT OF COST AND QUALITY OF COAL FOR ELECTRIC PLANTS  
DETAILED PURCHASED COAL INVOICE INFORMATION**

- |                       |  |       |             |   |
|-----------------------|--|-------|-------------|---|
| 1. Reporting Month:   | <b>June</b>                              | Year: | <b>2015</b> | 4. Name, Title & Telephone Number of Contact Person Concerning Data Submitted on this Form: Terry Keith<br>(305) 552-4334 |
| 2. Reporting Company: | <b>FLORIDA POWER &amp; LIGHT COMPANY</b> |       |             | 5. Signature of Official Submitting Report: <i>Zen Brockway</i>   |
| 3. Plant Name:        | <b>R.W.SCHERER</b>                       |       |             | 6. Date Completed: 30-Sep-15  |

<u>Line No.</u> (a)	<u>Supplier Name</u> (b)	<u>Mine Location</u> (c)	<u>Purch. Type</u> (d)	<u>Tons</u> (e)	<u>FOB Mine Price (\$/Ton)</u> (f)	<u>Shorthaul &amp; Loading Charges (\$/Ton)</u> (g)	<u>Original Invoice Price (\$/Ton)</u> (h)	<u>Retroactive Price Increase (\$/Ton)</u> (i)	<u>Base Price (\$/Ton)</u> (j)	<u>Quality Adjustments (\$/Ton)</u> (k)	<u>Effective Purchase Price (\$/Ton)</u> (l)
(1)	BUCKSKIN MINING CO	19/WY/5	S	80,423.84		0.122		-		(0.084)	
(2)	KENNECOTT COAL SALES	19/WY/5	S	6,050.66		0.158		-		0.011	
(3)	ALPHA COAL SALES CO, L	19/WY/5	S	45,706.21		0.147		-		(0.207)	
(4)	COAL SALES, LLC	19/WY/5	S	10,108.01		0.149		-		(0.319)	
(5)	KENNECOTT COAL SALES	19/WY/5	S	23,739.96		0.158		-		(0.024)	
(6)	ARCH COAL SALES CO, IN	19/WY/5	S	53,239.51		0.162		-		(0.007)	

**EDITED COPY**

MONTHLY REPORT OF COST AND QUALITY OF COAL FOR ELECTRIC PLANTS  
 DETAILED TRANSPORTATION INVOICE INFORMATION

1. Reporting Month: **June** Year: **2015**  
 2. Reporting Company: **FLORIDA POWER & LIGHT COMPANY**  
 3. Plant Name: **R.W.SCHERER**

4. Name, Title & Telephone Number of Contact Person Concerning Data  
 Submitted on this Form: Terry Keith  
 (305) 552-4334

5. Signature of Official Submitting Report: *Ken Brockway*

6. Date Completed: 30-Sep-15

Line No. (a)	Supplier Name (b)	Mine Location (c)	Shipping Point (d)	Transport Mode (e)	Tons (f)	Effective Purchase Price (\$/Ton) (g)	Additional Shorthaul & Loading Charges (\$/Ton) (h)	Rail Charges		Waterborne Charges				Other Related Charges (\$/Ton) (o)	Total Transportation Charges (\$/Ton) (p)	FOB Plant Price (\$/Ton) (q)
								Rail Rate (\$/Ton) (i)	Other Rail Charges (\$/Ton) (j)	River Barge Rate (\$/Ton) (k)	Trans-loading Rate (\$/Ton) (l)	Ocean Barge Rate (\$/Ton) (m)	Other Water Charges (\$/Ton) (n)			
(1)	BUCKSKIN MINING CO	19/WY/5	BUCKSKIN JCT, W	UR	80,423.84	-	-	-	-	-	-	-	-	-	-	37.091
(2)	KENNECOTT COAL SAL	19/WY/5	CORDERO JCT, W	UR	6,050.66	-	-	-	-	-	-	-	-	-	-	37.442
(3)	ALPHA COAL SALES CO	19/WY/5	EAGLE BUTTE JC	UR	45,706.21	-	-	-	-	-	-	-	-	-	-	36.695
(4)	COAL SALES, LLC	19/WY/5	NARM, JCT, WY	UR	10,108.01	-	-	-	-	-	-	-	-	-	-	38.737
(5)	KENNECOTT COAL SAL	19/WY/5	CORDERO JCT, W	UR	23,739.96	-	-	-	-	-	-	-	-	-	-	37.327
(6)	ARCH COAL SALES CO;	19/WY/5	THUNDER JCT, W	UR	53,239.51	-	-	-	-	-	-	-	-	-	-	40.508


**EDITED COPY**

MONTHLY REPORT OF COST AND QUALITY OF FUEL OIL FOR ELECTRIC PLANTS  
ORIGIN, VOLUME, DELIVERED PRICE AND AS RECEIVED QUANTITY

1. REPORTING MONTH: AUG YEAR: 2015

2. REPORTING COMPANY: FLORIDA POWER LIGHT COMPANY

3. NAME, TITLE, TELEPHONE NUMBER OF CONTACT PERSON CONCERNING DATA  
SUBMITTED ON THIS FORM: TERRY KEITH, REGULATORY AFFAIRS, (305)-552-4334

4. SIGNATURE OF OFFICIAL SUBMITTING REPORT: 

5. DATE COMPLETED: 10/13/2015


LINE NO	PLANT	SUPPLIER	SHIPPING POINT	PURCHASE TYPE	DELIVERY LOCATION	DELIVERY DATE	TYPE OIL	SULFUR (%)	BTU CONTENT (BTU / GAL)	VOLUME (BBL)	DELIVERED PRICE (\$/BBL)
1	RIVIERA	MARATHON	NA-TRUCK DELIVERY			08/31/2015	F03	N/A	N/A	2488	68.7475
2	RIVIERA	MARATHON	NA-TRUCK DELIVERY			08/19/2015	F03	N/A	N/A	178	71.0942
3	MARTIN	INDIANTOWN	NA-TRUCK DELIVERY	STC		08/20/2015	PRO	N/A	N/A	540	60.9003

MONTHLY REPORT OF COST AND QUALITY OF FUEL OIL FOR ELECTRIC PLANTS  
 DETAIL OF INVOICE AND TRANSPORTATION CHARGES

1. REPORTING MONTH: AUG YEAR: 2015

2. REPORTING COMPANY: FLORIDA POWER LIGHT COMPANY

3. NAME, TITLE TELEPHONE NUMBER OF CONTACT PERSON CONCERNING DATA  
 SUBMITTED ON THIS FORM: TERRY KEITH, REGULATORY AFFAIRS, (305)-552-4334

4. SIGNATURE OF OFFICIAL SUBMITTING REPORT: 

5. DATE COMPLETED: 10/13/2015

(A) LINE NO.	(B) PLANT	(C) SUPPLIER	(D) DELIVERY LOCATION	(E) DELIVERY DATE	(F) TYPE OIL	(G) VOLUME (BBL)	(H) INVOICE PRICE (\$/BBL)	(I) INVOICE AMOUNT (\$)	(J) DISCOUNT AMOUNT (\$)	(K) NET AMOUNT (\$)	(L) NET PRICE (\$/BBL)	(M) QUALITY ADJUST. (\$/BBL)	(N) EFFECTIVE PUR PRICE (\$/BBL)	(O) TRANSP TO TERM (\$/BBL)	(P) ADDITIONAL TRANS CHGS (\$/BBL)	(Q) OTHER CHGS (\$/BBL)	(R) DELIVERED PRICE (\$/BBL)
1	PRV	MARATHON		08/28/2015	F03	1763								0.0000			87.1172
2	PRV	MARATHON		08/31/2015	F03	725								0.0000			72.7117
3	PRV	MARATHON		08/19/2015	F03	178								0.0000			71.0942
4	PMR	INDIANTOWN		08/20/2015	PRO	540								0.0000			60.9003

**EDITED COPY**




**MONTHLY REPORT OF COST AND QUALITY OF COAL FOR ELECTRIC PLANTS  
ORIGIN, TONNAGE, DELIVERED PRICE AND AS RECEIVED QUALITY**

1. Report For Month/Yr: **August 2015**

4. Name, Title & Telephone Number of Contact  
Person Concerning Data Submitted on this Form: **Terry Keith (305-552-4334)**

2. Reporting Company: **Florida Power & Light**

5. Signature of Official Submitting Report:



3. Plant Name: **St. Johns River Power Park (SJRPP)**

6. Date Completed:

**October 2, 2015**

Line No.	Supplier Name	Mine Location	Purchase Type	Transportation Mode	Tons	Effective Purchase Price (\$/Ton)	Total Trans Cost (\$/Ton)	FOB Plant Price (\$/Ton)	As Received Coal Quality			
									Sulfur Content (%)	Btu Content (%)	Ash Content (%)	Moisture Content (%)
(a)	(b)	(c)	(d)	(e)	(f)	(g)	(h)	(i)	(j)	(k)	(l)	(m)
1	Coal Marketing Company	45,IM,999	LTC	OC	49,245			72.09	0.58	11,137	11.85	10.79
2	Sunrise Coal	NA,IN,021	LTC	UR	2,588			88.50	0.77	10,765	10.30	16.28

**EDITED COPY**

MONTHLY REPORT OF COST AND QUALITY OF COAL FOR ELECTRIC PLANTS  
 DETAIL OF INVOICE PURCHASE PRICE

1. Report For Month/Yr: **August 2015**

4. Name, Title & Telephone Number of Contact  
 Person Concerning Data Submitted on this Form: **Terry Keith (305-552-4334)**

2. Reporting Company: **Florida Power & Light**

5. Signature of Official Submitting Report:

*Ken Brockway*

3. Plant Name: **St. Johns River Power Park (SJRPP)**

6. Date Completed:

**October 2, 2015**

Line No.	Supplier Name	Mine Location	Purchase Type	Tons	FOB Mine Price (\$/Ton)	Short Haul & Loading Charge	Original Invoice Price (\$/Ton)	Retro-active Price Increases (\$/Ton)	Base Price (\$/Ton)	Quality Adjustments (\$/Ton)	Effective Purchase Price (\$/Ton)
(a)	(b)	(c)	(d)	(e)	(f)	(g)	(h)	(i)	(j)	(k)	(l)
1	Coal Marketing Company	45,IM,999	LTC	49,245		0.00		0.00		0.00	
2	Sunrise Coal	NA,IN,021	LTC	2,588		0.00		0.00		0.00	

**LIMITED COPY**

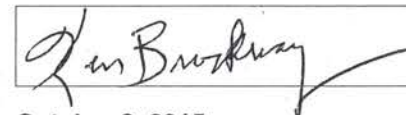
MONTHLY REPORT OF COST AND QUALITY OF COAL FOR ELECTRIC PLANTS  
 DETAIL OF TRANSPORTATION CHARGES

1. Report For Month/Yr: **August 2015**

4. Name, Title & Telephone Number of Contact  
 Person Concerning Data Submitted on this Form: **Terry Keith (305-552-4334)**

2. Reporting Company: **Florida Power & Light**

5. Signature of Official Submitting Report:



3. Plant Name: **St. Johns River Power Park (SJRPP)**

6. Date Completed:

**October 2, 2015**

Line No.	Supplier Name	Mine Location	Shipping Point	Transportation Mode	Tons	Effective Purchase Price (\$/Ton)	Short Haul & Loading Charge (\$/Ton)	Rail Charges		Waterborne Charges					Total Transport Charges (\$/Ton)	FOB Plant Price (\$/Ton)
								Rail Rate (\$/Ton)	Other Rail Charges (\$/Ton)	River Barge Rate (\$/Ton)	Trans-loading Rate (\$/Ton)	Ocean Barge Rate (\$/Ton)	Other Water Charges (\$/Ton)	Related Charges (\$/Ton)		
(a)	(b)	(c)	(d)	(e)	(f)	(g)	(h)	(i)	(j)	(k)	(l)	(m)	(n)	(o)	(p)	(q)
1	Coal Marketing Company	45,IM,999	EL CERREJON	OC	49,245		0.00		0.00	0.00	0.00	0.00	0.00	0.00		72.09
2	Sunrise Coal	NA,IN,021	ACE IN THE HOL	UR	2,588		0.00		0.00	0.00	0.00	0.00	0.00	0.00		88.50

**EDITED COPY**



**MONTHLY REPORT OF COST AND QUALITY OF COAL FOR ELECTRIC PLANTS  
ORIGIN, TONNAGE, DELIVERED PRICE, AND AS RECEIVED QUALITY**

1. Reporting Month: **July** Year: **2015**  
 2. Reporting Company: **FLORIDA POWER & LIGHT COMPANY**  
 3. Plant Name: **R.W.SCHERER**

4. Name, Title & Telephone Number of Contact Person Concerning Data  
 Submitted on this Form: Terry Keith  
 (305) 552-4334  
 5. Signature of Official Submitting Report:  
 6. Date Completed: 27-Oct-15

*Ken Brockway*

<u>Line No.</u> (a)	<u>Supplier Name</u> (b)	<u>Mine Location</u> (c)	<u>Purchase Type</u> (d)	<u>Transport Mode</u> (e)	<u>Tons</u> (f)	<u>Purchase Price (\$/Ton)</u> (g)	<u>Effective Transport Charges (\$/Ton)</u> (h)	<u>Total FOB Plant Price (\$/Ton)</u> (i)	<u>Sulfur Content (%)</u> (j)	<u>Btu Content (Btu/lb)</u> (k)	<u>Ash Content (%)</u> (l)	<u>Moisture Content (%)</u> (m)
(1)	KENNECOTT COAL SALES,	19/WY/5	S	UR	15,065.29			37.697	0.30	8,389	5.49	29.51
(2)	ALPHA COAL SALES CO, LL	19/WY/5	S	UR	78,156.42			36.922	0.37	8,303	4.88	30.20
(3)	COAL SALES, LLC	19/WY/5	S	UR	46,766.37			39.036	0.27	8,544	4.48	28.55
(4)	ARCH COAL SALES CO, INC	19/WY/5	S	UR	63,932.39			40.755	0.35	8,815	5.25	27.07

**EDITED COPY**

**MONTHLY REPORT OF COST AND QUALITY OF COAL FOR ELECTRIC PLANTS  
DETAILED PURCHASED COAL INVOICE INFORMATION**

1. Reporting Month: **July** Year: **2015**  
 2. Reporting Company: **FLORIDA POWER & LIGHT COMPANY**  
 3. Plant Name: **R.W.SCHERER**

4. Name, Title & Telephone Number of Contact Person Concerning Data  
 Submitted on this Form: Terry Keith  
 (305) 552-4334

5. Signature of Official Submitting Report:



6. Date Completed: 30-Sep-15

<u>Line No.</u> (a)	<u>Supplier Name</u> (b)	<u>Mine Location</u> (c)	<u>Purch. Type</u> (d)	<u>Tons</u> (e)	<u>FOB Mine Price (\$/Ton)</u> (f)	<u>Shorthaul &amp; Loading Charges (\$/Ton)</u> (g)	<u>Original Invoice Price (\$/Ton)</u> (h)	<u>Retroactive Price Increase (\$/Ton)</u> (i)	<u>Base Price (\$/Ton)</u> (j)	<u>Quality Adjustments (\$/Ton)</u> (k)	<u>Effective Purchase Price (\$/Ton)</u> (l)
(1)	KENNECOTT COAL SALES	19/WY/5	S	15,065.29		0.158		-		0.016	
(2)	ALPHA COAL SALES CO, L	19/WY/5	S	78,156.42		0.147		-		(0.220)	
(3)	COAL SALES, LLC	19/WY/5	S	46,766.37		0.150		-		(0.341)	
(4)	ARCH COAL SALES CO, IN	19/WY/5	S	63,932.39		0.161		-		(0.039)	

**EDITED COPY**

MONTHLY REPORT OF COST AND QUALITY OF COAL FOR ELECTRIC PLANTS  
DETAILED TRANSPORTATION INVOICE INFORMATION

1. Reporting Month: July Year: 2015  
 2. Reporting Company: FLORIDA POWER & LIGHT COMPANY  
 3. Plant Name: R.W.SCHERER

4. Name, Title & Telephone Number of Contact Person Concerning Data  
 Submitted on this Form: Terry Keith  
 (305) 552-4334

5. Signature of Official Submitting Report: *Ken Brockway*

6. Date Completed: 30-Sep-15


Line No. (a)	Supplier Name (b)	Mine Location (c)	Shipping Point (d)	Transport Mode (e)	Tons (f)	Effective Purchase Price (\$/Ton) (g)	Additional Shorthaul & Loading Charges (\$/Ton) (h)	Rail Charges		Waterborne Charges			Other Related Charges (\$/Ton) (o)	Total Transportation Charges (\$/Ton) (p)	FOB Plant Price (\$/Ton) (q)
								Rail Rate (\$/Ton) (i)	Other Rail Charges (\$/Ton) (j)	River Barge Rate (\$/Ton) (k)	Trans-loading Rate (\$/Ton) (l)	Ocean Barge Rate (\$/Ton) (m)			
(1)	KENNECOTT COAL SAL	19/WY/5	CORDERO JCT, W	UR	15,065.29	-	-	-	-	-	-	-	-	-	37.697
(2)	ALPHA COAL SALES CO	19/WY/5	EAGLE BUTTE JC	UR	78,156.42	-	-	-	-	-	-	-	-	-	36.922
(3)	COAL SALES, LLC	19/WY/5	NARM, JCT, WY	UR	46,766.37	-	-	-	-	-	-	-	-	-	39.036
(4)	ARCH COAL SALES CO,	19/WY/5	THUNDER JCT, W	UR	63,932.39	-	-	-	-	-	-	-	-	-	40.755

**EDITED COPY**

FPSC FORM NO. 423-1

MONTHLY REPORT OF COST AND QUALITY OF FUEL OIL FOR ELECTRIC PLANTS  
 ORIGIN, VOLUME, DELIVERED PRICE AND AS RECEIVED QUANTITY

1. REPORTING MONTH: SEP YEAR: 2015  
 2. REPORTING COMPANY: FLORIDA POWER LIGHT COMPANY

3. NAME, TITLE TELEPHONE NUMBER OF CONTACT PERSON CONCERNING DATA  
 SUBMITTED ON THIS FORM: TERRY KEITH, REGULATORY AFFAIRS, (305)-552-4334  
 4. SIGNATURE OF OFFICIAL SUBMITTING REPORT:   
 5. DATE COMPLETED: 10/13/2015

LINE NO	PLANT	SUPPLIER	SHIPPING POINT	PURCHASE TYPE	DELIVERY LOCATION	DELIVERY DATE	TYPE OIL	SULFUR (%)	BTU CONTENT (BTU / GAL)	VOLUME (BBLs)	DELIVERED PRICE (\$/BBL)
1	RIVIERA		NA-TRUCK DELIVERY			09/23/2015	F03	N/A	N/A	1762	70.8505
2	RIVIERA	MARATHON	NA-TRUCK DELIVERY			09/26/2015	F03	N/A	N/A	11076	71.1890
3	MANATEE	SUBURBAN	NA-TRUCK DELIVERY	STC		09/03/2015	PRO	N/A	N/A	266	43.0690

FPSC FORM NO. 423-1 (a)

MONTHLY REPORT OF COST AND QUALITY OF FUEL OIL FOR ELECTRIC PLANTS  
 DETAIL OF INVOICE AND TRANSPORTATION CHARGES

1. REPORTING MONTH: SEP YEAR: 2015

3. NAME, TITLE TELEPHONE NUMBER OF CONTACT PERSON CONCERNING DATA  
 SUBMITTED ON THIS FORM: TERRY KEITH, REGULATORY AFFAIRS, (305)-552-4334

2. REPORTING COMPANY: FLORIDA POWER LIGHT COMPANY

4. SIGNATURE OF OFFICIAL SUBMITTING REPORT: 

5. DATE COMPLETED: 10/13/2015

(A)	(B)	(C)	(D)	(E)	(F)	(G)	(H)	(I)	(J)	(K)	(L)	(M)	(N)	(O)	(P)	(Q)	(R)
LINE NO.	PLANT	SUPPLIER	DELIVERY LOCATION	DELIVERY DATE	TYPE OIL	VOLUME (BBL)	INVOICE PRICE (\$/BBL)	INVOICE AMOUNT (\$)	DISCOUNT (\$)	NET AMOUNT (\$)	NET PRICE (\$/BBL)	QUALITY ADJUST. (\$/BBL)	EFFECTIVE PUR PRICE (\$/BBL)	TRANSP TO TERM (\$/BBL)	ADDITIONAL TRANS CHGS (\$/BBL)	OTHER CHGS (\$/BBL)	DELIVERED PRICE (\$/BBL)
1	PRV			09/23/2015	F03	1762								0.0000			70.8505
2	PRV	MARATHON		09/26/2015	F03	11076								0.0000			71.1890
3	PMT	SUBURBAN		09/03/2015	PRO	266								0.0000			43.0690

**EDITED COPY**



**MONTHLY REPORT OF COST AND QUALITY OF COAL FOR ELECTRIC PLANTS  
ORIGIN, TONNAGE, DELIVERED PRICE AND AS RECEIVED QUALITY**

1. Report For Month/Yr: **September 2015**

2. Reporting Company: **Florida Power & Light**

3. Plant Name: **St. Johns River Power Park (SJRPP)**

4. Name, Title & Telephone Number of Contact  
Person Concerning Data Submitted on this Form: **Terry Keith (305-552-4334)**

5. Signature of Official Submitting Report:

*Zen Brookway*

6. Date Completed:

**October 12, 2015**

Line No.	Supplier Name	Mine Location	Purchase Type	Transportation Mode	Tons	Effective Purchase Price (\$/Ton)	Total Trans Cost (\$/Ton)	FOB Plant Price (\$/Ton)	As Received Coal Quality			
									Sulfur Content (%)	Btu Content (%)	Ash Content (%)	Moisture Content (%)
(a)	(b)	(c)	(d)	(e)	(f)	(g)	(h)	(i)	(j)	(k)	(l)	(m)
1	Coal Marketing Company	45,IM,999	LTC	OC	50,987			72.62	0.63	11,250	10.96	10.91
2	Sunrise Coal	NA,IN,021	LTC	UR	5,254			88.50	0.71	11,068	8.83	15.83

**EDITED COPY**

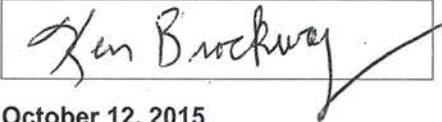
**MONTHLY REPORT OF COST AND QUALITY OF COAL FOR ELECTRIC PLANTS  
DETAIL OF INVOICE PURCHASE PRICE**

1. Report For Month/Yr: **September 2015**

4. Name, Title & Telephone Number of Contact  
Person Concerning Data Submitted on this Form: **Terry Keith (305-552-4334)**

2. Reporting Company: **Florida Power & Light**

5. Signature of Official Submitting Report:



3. Plant Name: **St. Johns River Power Park (SJRPP)**

6. Date Completed: **October 12, 2015**

Line No.	Supplier Name	Mine Location	Purchase Type	Tons	FOB Mine Price (\$/Ton)	Short Haul & Loading Charge	Original Invoice Price (\$/Ton)	Retro-active Price Increases (\$/Ton)	Base Price (\$/Ton)	Quality Adjustments (\$/Ton)	Effective Purchase Price (\$/Ton)
(a)	(b)	(c)	(d)	(e)	(f)	(g)	(h)	(i)	(j)	(k)	(l)
1	Coal Marketing Company	45,IM,999	LTC	50,987		0.00		0.00		0.00	
2	Sunrise Coal	NA,IN,021	LTC	5,254		0.00		0.00		0.00	

**EDITED COPY**



**MONTHLY REPORT OF COST AND QUALITY OF COAL FOR ELECTRIC PLANTS  
DETAIL OF TRANSPORTATION CHARGES**

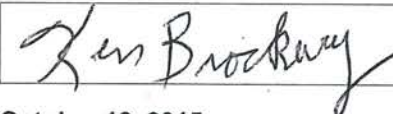
1. Report For Month/Yr: **September 2015**

4. Name, Title & Telephone Number of Contact

Person Concerning Data Submitted on this Form: **Terry Keith (305-552-4334)**

2. Reporting Company: **Florida Power & Light**

5. Signature of Official Submitting Report:



3. Plant Name: **St. Johns River Power Park (SJRPP)**

6. Date Completed:

**October 12, 2015**

Line No.	Supplier Name	Mine Location	Shipping Point	Transportation Mode	Tons	Effective Purchase Price (\$/Ton)	Short Haul & Loading Charge (\$/Ton)	Rail Charges		Waterborne Charges					Total Transport Charges (\$/Ton)	FOB Plant Price (\$/Ton)
								Rail Rate (\$/Ton)	Other Rail Charges (\$/Ton)	River Barge Rate (\$/Ton)	Trans-loading Rate (\$/Ton)	Ocean Barge Rate (\$/Ton)	Other Water Charges (\$/Ton)	Related Charges (\$/Ton)		
(a)	(b)	(c)	(d)	(e)	(f)	(g)	(h)	(i)	(j)	(k)	(l)	(m)	(n)	(o)	(p)	(q)
1	Coal Marketing Company	45,IM,999	EL CERREJON	OC	50,987		0.00	0.00	0.00	0.00	0.00	0.00	0.00	0.00		72.62
2	Sunrise Coal	NA,IN,021	ACE IN THE HOL	UR	5,254		0.00	0.00	0.00	0.00	0.00	0.00	0.00	0.00		88.50

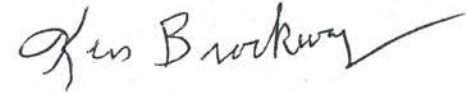
**EDITED COPY**

MONTHLY REPORT OF COST AND QUALITY OF COAL FOR ELECTRIC PLANTS  
ORIGIN, TONNAGE, DELIVERED PRICE, AND AS RECEIVED QUALITY

1. Reporting Month: **August** Year: **2015**  
 2. Reporting Company: **FLORIDA POWER & LIGHT COMPANY**  
 3. Plant Name: **R.W.SCHERER**

4. Name, Title & Telephone Number of Contact Person Concerning Data  
 Submitted on this Form: Terry Keith  
 (305) 552-4334

5. Signature of Official Submitting Report:  
 6. Date Completed: 27-Oct-15



Line No. (a)	Supplier Name (b)	Mine Location (c)	Purchase Type (d)	Transport Mode (e)	Tons (f)	Purchase Price (\$/Ton) (g)	Effective Transport Charges (\$/Ton) (h)	Total FOB Plant Price (\$/Ton) (i)	Sulfur Content (%) (j)	Btu Content (Btu/lb) (k)	Ash Content (%) (l)	Moisture Content (%) (m)
(1)	KENNECOTT COAL SALES,	19/WY/5	S	UR	9,047.87			37.613	0.32	8,455	5.73	28.84
(2)	ALPHA COAL SALES CO, LL	19/WY/5	S	UR	58,426.44			36.858	0.44	8,278	5.07	30.58
(3)	COAL SALES, LLC	19/WY/5	S	UR	52,636.86			39.222	0.28	8,497	4.59	28.76
(4)	ARCH COAL SALES CO, INC	19/WY/5	S	UR	95,616.78			40.874	0.33	8,869	4.98	26.85

**EDITED COPY**

**MONTHLY REPORT OF COST AND QUALITY OF COAL FOR ELECTRIC PLANTS  
DETAILED PURCHASED COAL INVOICE INFORMATION**

1. Reporting Month: **August** Year: **2015**  
 2. Reporting Company: **FLORIDA POWER & LIGHT COMPANY**  
 3. Plant Name: **R.W.SCHERER**

4. Name, Title & Telephone Number of Contact Person Concerning Data  
 Submitted on this Form: Terry Keith  
 (305) 552-4334  
 5. Signature of Official Submitting Report: *Ken Brockway*  
 6. Date Completed: 27-Oct-15

Line No. (a)	Supplier Name (b)	Mine Location (c)	Purch. Type (d)	Tons (e)	FOB Mine Price (\$/Ton) (f)	Shorthaul & Loading Charges (\$/Ton) (g)	Original Invoice Price (\$/Ton) (h)	Retroactive Price Increase (\$/Ton) (i)	Base Price (\$/Ton) (j)	Quality Adjustments (\$/Ton) (k)	Effective Purchase Price (\$/Ton) (l)
(1)	KENNECOTT COAL SALES	19WY/5	S	9,047.87		0.158		-		(0.008)	
(2)	ALPHA COAL SALES CO, L	19WY/5	S	58,426.44		0.147		-		(0.314)	
(3)	COAL SALES, LLC	19WY/5	S	52,636.86		0.149		-		(0.304)	
(4)	ARCH COAL SALES CO, IN	19WY/5	S	95,616.78		0.161		-		0.020	

**EDITED COPY**

MONTHLY REPORT OF COST AND QUALITY OF COAL FOR ELECTRIC PLANTS  
 DETAILED TRANSPORTATION INVOICE INFORMATION

1. Reporting Month: **August** Year: **2015**  
 2. Reporting Company: **FLORIDA POWER & LIGHT COMPANY**  
 3. Plant Name: **R.W.SCHERER**

4. Name, Title & Telephone Number of Contact Person Concerning Data  
 Submitted on this Form: Terry Keith  
 (305) 552-4334  
 5. Signature of Official Submitting Report: *Terry Keith*  
 6. Date Completed: 27-Oct-15

Line No. (a)	Supplier Name (b)	Mine Location (c)	Shipping Point (d)	Transport Mode (e)	Tons (f)	Effective Purchase Price (\$/Ton) (g)	Additional Shorthaul & Loading Charges (\$/Ton) (h)	Rail Charges		Waterborne Charges				Other Related Charges (\$/Ton) (o)	Total Transportation Charges (\$/Ton) (p)	FOB Plant Price (\$/Ton) (q)
								Rail Rate (\$/Ton) (i)	Other Rail Charges (\$/Ton) (j)	River Barge Rate (\$/Ton) (k)	Trans-loading Rate (\$/Ton) (l)	Ocean Barge Rate (\$/Ton) (m)	Other Water Charges (\$/Ton) (n)			
(1)	KENNECOTT COAL SALI	19/WY/5	CORDERO JCT, W.	UR	9,047.87	-	-	-	-	-	-	-	-	-	-	37.613
(2)	ALPHA COAL SALES CC	19/WY/5	EAGLE BUTTE JC	UR	58,426.44	-	-	-	-	-	-	-	-	-	-	36.858
(3)	COAL SALES, LLC	19/WY/5	NARM, JCT, WY	UR	52,636.86	-	-	-	-	-	-	-	-	-	-	39.222
(4)	ARCH COAL SALES CO,	19/WY/5	THUNDER JCT, W	UR	95,616.78	-	-	-	-	-	-	-	-	-	-	40.874

**EDITED COPY**

**CERTIFICATE OF SERVICE**

**Docket No. 150001-EI**

**I, THE UNDERSIGNED COUNSEL, HEREBY CERTIFY** that copies of Florida Power & Light Company form 423-1(a) for the months of July, August and September 2015; St. Johns River Power Park forms 423-2, 423-2(a), and 423-2(b) for the months of July, August and September 2015; and copies of Plant Scherer forms 423-2, 423-2(a), and 423-2(b) for the months of June, July and August 2015 have been served via electronic mail to the parties listed below this 30th day of October, 2015.

Suzanne Brownless, Esq.  
Division of Legal Services  
Florida Public Service Commission  
2540 Shumard Oak Blvd.  
Tallahassee, Florida 32399-0850  
sbrownle@psc.state.fl.us

Andrew Maurey  
Michael Barrett  
Division of Accounting and Finance  
Florida Public Service Commission  
2540 Shumard Oak Blvd.  
Tallahassee, Florida 32399-0850  
amaurey@psc.state.fl.us  
mbarrett@psc.state.fl.us

Beth Keating, Esq.  
Gunster Law Firm  
Attorneys for Florida Public Utilities Corp.  
215 South Monroe St., Suite 601  
Tallahassee, Florida 32301-1804  
bkeating@gunster.com

Dianne M. Triplett, Esq.  
Attorneys for Duke Energy Florida  
299 First Avenue North  
St. Petersburg, Florida 33701  
dianne.triplett@duke-energy.com

James D. Beasley, Esq.  
J. Jeffrey Wahlen, Esq.  
Ashley M. Daniels, Esq.  
Ausley & McMullen  
Attorneys for Tampa Electric Company  
P.O. Box 391  
Tallahassee, Florida 32302  
jbeasley@ausley.com  
jwahlen@ausley.com  
adaniels@ausley.com

Jeffrey A. Stone, Esq.  
Russell A. Badders, Esq.  
Steven R. Griffin, Esq.  
Beggs & Lane  
Attorneys for Gulf Power Company  
P.O. Box 12950  
Pensacola, Florida 32591-2950  
jas@beggslane.com  
rab@beggslane.com  
srg@beggslane.com

Robert Scheffel Wright, Esq.  
John T. LaVia, III, Esq.  
Gardner, Bist, Wiener, et al  
Attorneys for Florida Retail Federation  
1300 Thomaswood Drive  
Tallahassee, Florida 32308  
schef@gbwlegal.com  
jlavia@gbwlegal.com

James W. Brew, Esq.  
Owen J. Kopon, Esq.  
Laura A. Wynn, Esq.  
Attorneys for PCS Phosphate - White Springs  
Stone Mattheis Xenopoulos & Brew, PC  
1025 Thomas Jefferson Street, NW  
Eighth Floor, West Tower  
Washington, DC 20007-5201  
jbrew@smxblaw.com  
ojk@smxblaw.com  
laura.wynn@smxblaw.com

Robert L. McGee, Jr.  
Gulf Power Company  
One Energy Place  
Pensacola, Florida 32520  
rlmcgee@southernco.com


Mike Cassel, Director/Regulatory and  
Governmental Affairs  
Florida Public Utilities Company  
911 South 8<sup>th</sup> Street  
Fernandina Beach, Florida 32034  
mcassel@fpuc.com

Matthew R. Bernier, Esq.  
Duke Energy Florida  
106 East College Avenue, Suite 800  
Tallahassee, Florida 32301  
matthew.bernier@duke-energy.com

Paula K. Brown, Manager  
Tampa Electric Company  
Regulatory Coordinator  
Post Office Box 111  
Tampa, Florida 33601-0111  
regdept@tecoenergy.com

Erik L. Saylor, Esq.  
John J. Truitt, Esq.  
J. R. Kelly, Esq.  
Patricia Christensen, Esq.  
Charles Rehwinkel, Esq.  
Office of Public Counsel  
c/o The Florida Legislature  
111 West Madison Street, Room 812  
Tallahassee, Florida 32399  
kelly.jr@leg.state.fl.us  
saylor.erik@leg.state.fl.us  
truitt.john@leg.state.fl.us  
christensen.patty@leg.state.fl.us  
rehwinkel.charles@leg.state.fl.us

Jon C. Moyle, Esq.  
Moyle Law Firm, P.A.  
Attorneys for Florida Industrial Power  
Users Group  
118 N. Gadsden St.  
Tallahassee, Florida 32301  
jmoyle@moylelaw.com




---

John T. Butler

FPSC FORM NO. 423-1

MONTHLY REPORT OF COST AND QUALITY OF FUEL OIL FOR ELECTRIC PLANTS  
ORIGIN, VOLUME, DELIVERED PRICE AND AS RECEIVED QUANTITY

1. REPORTING MONTH: JUL YEAR: 2015  
2. REPORTING COMPANY: FLORIDA POWER LIGHT COMPANY

3. NAME, TITLE, TELEPHONE NUMBER OF CONTACT PERSON CONCERNING DATA  
SUBMITTED ON THIS FORM: TERRY KEITH, REGULATORY AFFAIRS, (305)-552-4334  
4. SIGNATURE OF OFFICIAL SUBMITTING REPORT:   
5. DATE COMPLETED: 08/10/2015

LINE NO	PLANT	SUPPLIER	SHIPPING POINT	PURCHASE TYPE	DELIVERY LOCATION	DELIVERY DATE	TYPE OIL	SULFUR (%)	BTU CONTENT (BTU / GAL)	VOLUME (BBL)	DELIVERED PRICE (\$/BBL)
1	WEST COUNTY EC	APEC	NA-TRUCK DELIVERY			07/17/2015	F03	N/A	N/A	9953	78.0064
2	MANATEE	SUBURBAN	NA-TRUCK DELIVERY	STC		07/02/2015	PRO	N/A	N/A	414	43.4431
3	MANATEE	SUBURBAN	NA-TRUCK DELIVERY	STC		07/30/2015	PRO	N/A	N/A	198	44.5071

MONTHLY REPORT OF COST AND QUALITY OF FUEL OIL FOR ELECTRIC PLANTS  
 DETAIL OF INVOICE AND TRANSPORTATION CHARGES

1. REPORTING MONTH: JUL YEAR: 2015

2. REPORTING COMPANY: FLORIDA POWER LIGHT COMPANY

3. NAME, TITLE TELEPHONE NUMBER OF CONTACT PERSON CONCERNING DATA  
 SUBMITTED ON THIS FORM: TERRY KEITH, REGULATORY AFFAIRS, (305)-552-4334

4. SIGNATURE OF OFFICIAL SUBMITTING REPORT: 

5. DATE COMPLETED: 08/10/2015

(A) LINE NO.	(B) PLANT	(C) SUPPLIER	(D) DELIVERY LOCATION	(E) DELIVERY DATE	(F) TYPE OIL	(G) VOLUME (BBL)	(H) INVOICE PRICE (\$/BBL)	(I) INVOICE AMOUNT (\$)	(J) DISCOUNT (\$)	(K) NET AMOUNT (\$)	(L) NET PRICE (\$/BBL)	(M) QUALITY ADJUST. (\$/BBL)	(N) EFFECTIVE PUR PRICE (\$/BBL)	(O) TRANSP TO TERM (\$/BBL)	(P) ADDITIONAL TRANS CHGS (\$/BBL)	(Q) OTHER CHGS (\$/BBL)	(R) DELIVERED PRICE (\$/BBL)
1	PWC	APEC		07/17/2015	F03									0.0000			78.0064
2	PMT	SUBURBAN		07/02/2015	PRO									0.0000			43.4431
3	PMT	SUBURBAN		07/30/2015	PRO									0.0000			44.5071

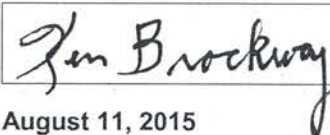
**EDITED COPY**





**MONTHLY REPORT OF COST AND QUALITY OF COAL FOR ELECTRIC PLANTS  
ORIGIN, TONNAGE, DELIVERED PRICE AND AS RECEIVED QUALITY**

1. Report For Month/Yr: **July 2015**      4. Name, Title & Telephone Number of Contact  
 Person Concerning Data Submitted on this Form: **Terry Keith (305-552-4334)**

2. Reporting Company: **Florida Power & Light**      5. Signature of Official Submitting Report: 

3. Plant Name: **St. Johns River Power Park (SJRPP)**      6. Date Completed: **August 11, 2015**

Line No.	Supplier Name	Mine Location	Purchase Type	Transportation Mode	Tons	Effective Purchase Price (\$/Ton)	Total Trans Cost (\$/Ton)	FOB Plant Price (\$/Ton)	As Received Coal Quality			
									Sulfur Content (%)	Btu Content (%)	Ash Content (%)	Moisture Content (%)
(a)	(b)	(c)	(d)	(e)	(f)	(g)	(h)	(i)	(j)	(k)	(l)	(m)
1	Coal Marketing Company	45,IM,999	LTC	OC	50,041			68.23	0.64	10,984	12.77	10.54
2	Sunrise Coal	NA,IN,021	LTC	UR	5,365			88.50	0.75	10,649	9.24	17.99

**EDITED COPY**


**MONTHLY REPORT OF COST AND QUALITY OF COAL FOR ELECTRIC PLANTS  
DETAIL OF INVOICE PURCHASE PRICE**

1. Report For Month/Yr: **July 2015**

4. Name, Title & Telephone Number of Contact  
Person Concerning Data Submitted on this Form: **Terry Keith (305-552-4334)**

2. Reporting Company: **Florida Power & Light**

5. Signature of Official Submitting Report:



3. Plant Name: **St. Johns River Power Park (SJRPP)**

6. Date Completed: **August 11, 2015**

Line No.	Supplier Name	Mine Location	Purchase Type	Tons	FOB Mine Price (\$/Ton)	Short Haul & Loading Charge	Original Invoice Price (\$/Ton)	Retro-active Price Increases (\$/Ton)	Base Price (\$/Ton)	Quality Adjustments (\$/Ton)	Effective Purchase Price (\$/Ton)
(a)	(b)	(c)	(d)	(e)	(f)	(g)	(h)	(i)	(j)	(k)	(l)
1	Coal Marketing Company	45,IM,999	LTC	50,041		0.00		0.00		0.00	
2	Sunrise Coal	NA,IN,021	LTC	5,365		0.00		0.00		0.00	

**EDITED COPY**

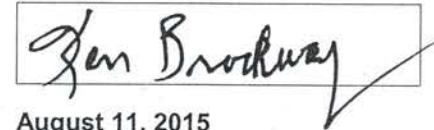
**MONTHLY REPORT OF COST AND QUALITY OF COAL FOR ELECTRIC PLANTS  
DETAIL OF TRANSPORTATION CHARGES**

1. Report For Month/Yr: **July 2015**

4. Name, Title & Telephone Number of Contact  
Person Concerning Data Submitted on this Form: **Terry Keith (305-552-4334)**

2. Reporting Company: **Florida Power & Light**

5. Signature of Official Submitting Report:



3. Plant Name: **St. Johns River Power Park (SJRPP)**

6. Date Completed:

**August 11, 2015**

Line No.	Supplier Name	Mine Location	Shipping Point	Transportation Mode	Tons	Effective Purchase Price (\$/Ton)	Short Haul & Loading Charge (\$/Ton)	Rail Charges		Waterborne Charges					Total Transport Charges (\$/Ton)	FOB Plant Price (\$/Ton)
								Rail Rate (\$/Ton)	Other Rail Charges (\$/Ton)	River Barge Rate (\$/Ton)	Trans-loading Rate (\$/Ton)	Ocean Barge Rate (\$/Ton)	Other Water Charges (\$/Ton)	Related Charges (\$/Ton)		
(a)	(b)	(c)	(d)	(e)	(f)	(g)	(h)	(i)	(j)	(k)	(l)	(m)	(n)	(o)	(p)	(q)
1	Coal Marketing Company	45,IM,999	EL CERREJON	OC	50,041		0.00		0.00	0.00	0.00	0.00	0.00	0.00		68.23
2	Sunrise Coal	NA,IN,021	ACE IN THE HOL	UR	5,365		0.00		0.00	0.00	0.00	0.00	0.00	0.00		88.50

**EDITED COPY**

**MONTHLY REPORT OF COST AND QUALITY OF COAL FOR ELECTRIC PLANTS  
ORIGIN, TONNAGE, DELIVERED PRICE, AND AS RECEIVED QUALITY**

1. Reporting Month: **June** Year: **2015**  
 2. Reporting Company: **FLORIDA POWER & LIGHT COMPANY**  
 3. Plant Name: **R.W.SCHERER**

4. Name, Title & Telephone Number of Contact Person Concerning Data  
 Submitted on this Form: Terry Keith  
 (305) 552-4334  
 5. Signature of Official Submitting Report: *Ken Brookway*  
 6. Date Completed: 27-Oct-15

<u>Line No.</u> (a)	<u>Supplier Name</u> (b)	<u>Mine Location</u> (c)	<u>Purchase Type</u> (d)	<u>Transport Mode</u> (e)	<u>Tons</u> (f)	<u>Purchase Price (\$/Ton)</u> (g)	<u>Effective Transport Charges (\$/Ton)</u> (h)	<u>Total FOB Plant Price (\$/Ton)</u> (i)	<u>Sulfur Content (%)</u> (j)	<u>Btu Content (Btu/lb)</u> (k)	<u>Ash Content (%)</u> (l)	<u>Moisture Content (%)</u> (m)
(1)	BUCKSKIN MINING CO	19/WY/5	S	UR	80,423.84			37.091	0.34	8,392	4.66	29.77
(2)	KENNECOTT COAL SALES,	19/WY/5	S	UR	6,050.66			37.442	0.32	8,379	5.62	29.56
(3)	ALPHA COAL SALES CO, LL	19/WY/5	S	UR	45,706.21			36.695	0.38	8,327	4.71	30.38
(4)	COAL SALES, LLC	19/WY/5	S	UR	10,108.01			38.737	0.30	8,452	4.43	29.30
(5)	KENNECOTT COAL SALES,	19/WY/5	S	UR	23,739.96			37.327	0.32	8,375	5.72	29.46
(6)	ARCH COAL SALES CO, INC	19/WY/5	S	UR	53,239.51			40.508	0.36	8,840	4.96	27.17

**EDITED COPY**

**MONTHLY REPORT OF COST AND QUALITY OF COAL FOR ELECTRIC PLANTS  
DETAILED PURCHASED COAL INVOICE INFORMATION**

1. Reporting Month: **June** Year: **2015**  
 2. Reporting Company: **FLORIDA POWER & LIGHT COMPANY**  
 3. Plant Name: **R.W.SCHERER**

4. Name, Title & Telephone Number of Contact Person Concerning Data  
 Submitted on this Form: Terry Keith  
 (305) 552-4334

5. Signature of Official Submitting Report: *Ken Brockway*

6. Date Completed: 30-Sep-15

Line No. (a)	Supplier Name (b)	Mine Location (c)	Purch. Type (d)	Tons (e)	FOB Mine Price (\$/Ton) (f)	Shorthaul & Loading Charges (\$/Ton) (g)	Original Invoice Price (\$/Ton) (h)	Retroactive Price Increase (\$/Ton) (i)	Base Price (\$/Ton) (j)	Quality Adjustments (\$/Ton) (k)	Effective Purchase Price (\$/Ton) (l)
(1)	BUCKSKIN MINING CO	19/WY/5	S	80,423.84		0.122		-		(0.084)	
(2)	KENNECOTT COAL SALES	19/WY/5	S	6,050.66		0.158		-		0.011	
(3)	ALPHA COAL SALES CO, L	19/WY/5	S	45,706.21		0.147		-		(0.207)	
(4)	COAL SALES, LLC	19/WY/5	S	10,108.01		0.149		-		(0.319)	
(5)	KENNECOTT COAL SALES	19/WY/5	S	23,739.96		0.158		-		(0.024)	
(6)	ARCH COAL SALES CO, IN	19/WY/5	S	53,239.51		0.162		-		(0.007)	

**EDITED COPY**

MONTHLY REPORT OF COST AND QUALITY OF COAL FOR ELECTRIC PLANTS  
 DETAILED TRANSPORTATION INVOICE INFORMATION

1. Reporting Month: **June** Year: **2015**  
 2. Reporting Company: **FLORIDA POWER & LIGHT COMPANY**  
 3. Plant Name: **R.W.SCHERER**

4. Name, Title & Telephone Number of Contact Person Concerning Data  
 Submitted on this Form: Terry Keith  
 (305) 552-4334

5. Signature of Official Submitting Report: *Ken Brockway*

6. Date Completed: 30-Sep-15

Line No. (a)	Supplier Name (b)	Mine Location (c)	Shipping Point (d)	Transport Mode (e)	Tons (f)	Effective Purchase Price (\$/Ton) (g)	Additional Shorthaul & Loading Charges (\$/Ton) (h)	Rail Charges		Waterborne Charges				Other Related Charges (\$/Ton) (o)	Total Transportation Charges (\$/Ton) (p)	FOB Plant Price (\$/Ton) (q)
								Rail Rate (\$/Ton) (i)	Other Rail Charges (\$/Ton) (j)	River Barge Rate (\$/Ton) (k)	Trans-loading Rate (\$/Ton) (l)	Ocean Barge Rate (\$/Ton) (m)	Other Water Charges (\$/Ton) (n)			
(1)	BUCKSKIN MINING CO	19/WY/5	BUCKSKIN JCT, W	UR	80,423.84	-	-	-	-	-	-	-	-	-	-	37.091
(2)	KENNECOTT COAL SAL	19/WY/5	CORDERO JCT, W	UR	6,050.66	-	-	-	-	-	-	-	-	-	-	37.442
(3)	ALPHA COAL SALES CO	19/WY/5	EAGLE BUTTE JC	UR	45,706.21	-	-	-	-	-	-	-	-	-	-	36.695
(4)	COAL SALES, LLC	19/WY/5	NARM, JCT, WY	UR	10,108.01	-	-	-	-	-	-	-	-	-	-	38.737
(5)	KENNECOTT COAL SAL	19/WY/5	CORDERO JCT, W	UR	23,739.96	-	-	-	-	-	-	-	-	-	-	37.327
(6)	ARCH COAL SALES CO;	19/WY/5	THUNDER JCT, W	UR	53,239.51	-	-	-	-	-	-	-	-	-	-	40.508

**EDITED COPY**

MONTHLY REPORT OF COST AND QUALITY OF FUEL OIL FOR ELECTRIC PLANTS  
ORIGIN, VOLUME, DELIVERED PRICE AND AS RECEIVED QUANTITY

FPSC FORM NO. 423-1

3. NAME, TITLE, TELEPHONE NUMBER OF CONTACT PERSON CONCERNING DATA  
SUBMITTED ON THIS FORM: TERRY KEITH, REGULATORY AFFAIRS, (305)-552-4334

1. REPORTING MONTH: AUG YEAR: 2015

2. REPORTING COMPANY: FLORIDA POWER LIGHT COMPANY

4. SIGNATURE OF OFFICIAL SUBMITTING REPORT: 

5. DATE COMPLETED: 10/13/2015

LINE NO	PLANT	SUPPLIER	SHIPPING POINT	PURCHASE TYPE	DELIVERY LOCATION	DELIVERY DATE	TYPE OIL	SULFUR (%)	BTU CONTENT (BTU / GAL)	VOLUME (BBL)	DELIVERED PRICE (\$/BBL)
1	RIVIERA	MARATHON	NA-TRUCK DELIVERY			08/31/2015	F03	N/A	N/A	2488	68.7475
2	RIVIERA	MARATHON	NA-TRUCK DELIVERY			08/19/2015	F03	N/A	N/A	178	71.0942
3	MARTIN	INDIANTOWN	NA-TRUCK DELIVERY	STC		08/20/2015	PRO	N/A	N/A	540	60.9003



MONTHLY REPORT OF COST AND QUALITY OF FUEL OIL FOR ELECTRIC PLANTS  
 DETAIL OF INVOICE AND TRANSPORTATION CHARGES

1. REPORTING MONTH: AUG YEAR: 2015

2. REPORTING COMPANY: FLORIDA POWER LIGHT COMPANY

3. NAME, TITLE TELEPHONE NUMBER OF CONTACT PERSON CONCERNING DATA  
 SUBMITTED ON THIS FORM: TERRY KEITH, REGULATORY AFFAIRS, (305)-552-4334

4. SIGNATURE OF OFFICIAL SUBMITTING REPORT: 

5. DATE COMPLETED: 10/13/2015

(A) LINE NO.	(B) PLANT	(C) SUPPLIER	(D) DELIVERY LOCATION	(E) DELIVERY DATE	(F) TYPE OIL	(G) VOLUME (BBL)	(H) INVOICE PRICE (\$/BBL)	(I) INVOICE AMOUNT (\$)	(J) DISCOUNT AMOUNT (\$)	(K) NET AMOUNT (\$)	(L) NET PRICE (\$/BBL)	(M) QUALITY ADJUST. (\$/BBL)	(N) EFFECTIVE PUR PRICE (\$/BBL)	(O) TRANSP TO TERM (\$/BBL)	(P) ADDITIONAL TRANS CHGS (\$/BBL)	(Q) OTHER CHGS (\$/BBL)	(R) DELIVERED PRICE (\$/BBL)
1	PRV	MARATHON		08/28/2015	F03	1763								0.0000			87.1172
2	PRV	MARATHON		08/31/2015	F03	725								0.0000			72.7117
3	PRV	MARATHON		08/19/2015	F03	178								0.0000			71.0942
4	PMR	INDIANTOWN		08/20/2015	PRO	540								0.0000			60.9003

**EDITED COPY**




**MONTHLY REPORT OF COST AND QUALITY OF COAL FOR ELECTRIC PLANTS  
ORIGIN, TONNAGE, DELIVERED PRICE AND AS RECEIVED QUALITY**

1. Report For Month/Yr: **August 2015**

4. Name, Title & Telephone Number of Contact  
Person Concerning Data Submitted on this Form: **Terry Keith (305-552-4334)**

2. Reporting Company: **Florida Power & Light**

5. Signature of Official Submitting Report:



3. Plant Name: **St. Johns River Power Park (SJRPP)**

6. Date Completed:

**October 2, 2015**

Line No.	Supplier Name	Mine Location	Purchase Type	Transportation Mode	Tons	Effective Purchase Price (\$/Ton)	Total Trans Cost (\$/Ton)	FOB Plant Price (\$/Ton)	As Received Coal Quality			
									Sulfur Content (%)	Btu Content (%)	Ash Content (%)	Moisture Content (%)
(a)	(b)	(c)	(d)	(e)	(f)	(g)	(h)	(i)	(j)	(k)	(l)	(m)
1	Coal Marketing Company	45,IM,999	LTC	OC	49,245			72.09	0.58	11,137	11.85	10.79
2	Sunrise Coal	NA,IN,021	LTC	UR	2,588			88.50	0.77	10,765	10.30	16.28

**EDITED COPY**

MONTHLY REPORT OF COST AND QUALITY OF COAL FOR ELECTRIC PLANTS  
 DETAIL OF INVOICE PURCHASE PRICE

1. Report For Month/Yr: **August 2015**

4. Name, Title & Telephone Number of Contact  
 Person Concerning Data Submitted on this Form: **Terry Keith (305-552-4334)**

2. Reporting Company: **Florida Power & Light**

5. Signature of Official Submitting Report:

*Ken Brockway*

3. Plant Name: **St. Johns River Power Park (SJRPP)**

6. Date Completed:

**October 2, 2015**

Line No.	Supplier Name	Mine Location	Purchase Type	Tons	FOB Mine Price (\$/Ton)	Short Haul & Loading Charge	Original Invoice Price (\$/Ton)	Retro-active Price Increases (\$/Ton)	Base Price (\$/Ton)	Quality Adjustments (\$/Ton)	Effective Purchase Price (\$/Ton)
(a)	(b)	(c)	(d)	(e)	(f)	(g)	(h)	(i)	(j)	(k)	(l)
1	Coal Marketing Company	45,IM,999	LTC	49,245		0.00		0.00		0.00	
2	Sunrise Coal	NA,IN,021	LTC	2,588		0.00		0.00		0.00	

**LIMITED COPY**


MONTHLY REPORT OF COST AND QUALITY OF COAL FOR ELECTRIC PLANTS  
 DETAIL OF TRANSPORTATION CHARGES

1. Report For Month/Yr: **August 2015**

4. Name, Title & Telephone Number of Contact  
 Person Concerning Data Submitted on this Form: **Terry Keith (305-552-4334)**

2. Reporting Company: **Florida Power & Light**

5. Signature of Official Submitting Report:



3. Plant Name: **St. Johns River Power Park (SJRPP)**

6. Date Completed:

**October 2, 2015**

Line No.	Supplier Name	Mine Location	Shipping Point	Transportation Mode	Tons	Effective Purchase Price (\$/Ton)	Short Haul & Loading Charge (\$/Ton)	Rail Charges		Waterborne Charges					Total Transport Charges (\$/Ton)	FOB Plant Price (\$/Ton)
								Rail Rate (\$/Ton)	Other Rail Charges (\$/Ton)	River Barge Rate (\$/Ton)	Trans-loading Rate (\$/Ton)	Ocean Barge Rate (\$/Ton)	Other Water Charges (\$/Ton)	Related Charges (\$/Ton)		
(a)	(b)	(c)	(d)	(e)	(f)	(g)	(h)	(i)	(j)	(k)	(l)	(m)	(n)	(o)	(p)	(q)
1	Coal Marketing Company	45,IM,999	EL CERREJON	OC	49,245		0.00		0.00	0.00	0.00	0.00	0.00	0.00		72.09
2	Sunrise Coal	NA,IN,021	ACE IN THE HOL	UR	2,588		0.00		0.00	0.00	0.00	0.00	0.00	0.00		88.50

**EDITED COPY**

**MONTHLY REPORT OF COST AND QUALITY OF COAL FOR ELECTRIC PLANTS  
ORIGIN, TONNAGE, DELIVERED PRICE, AND AS RECEIVED QUALITY**

1. Reporting Month: **July** Year: **2015**  
 2. Reporting Company: **FLORIDA POWER & LIGHT COMPANY**  
 3. Plant Name: **R.W.SCHERER**

4. Name, Title & Telephone Number of Contact Person Concerning Data  
 Submitted on this Form: Terry Keith  
 (305) 552-4334  
 5. Signature of Official Submitting Report:  
 6. Date Completed: 27-Oct-15

*Ken Brockway*

<u>Line No.</u> (a)	<u>Supplier Name</u> (b)	<u>Mine Location</u> (c)	<u>Purchase Type</u> (d)	<u>Transport Mode</u> (e)	<u>Tons</u> (f)	<u>Purchase Price (\$/Ton)</u> (g)	<u>Effective Transport Charges (\$/Ton)</u> (h)	<u>Total FOB Plant Price (\$/Ton)</u> (i)	<u>Sulfur Content (%)</u> (j)	<u>Btu Content (Btu/lb)</u> (k)	<u>Ash Content (%)</u> (l)	<u>Moisture Content (%)</u> (m)
(1)	KENNECOTT COAL SALES,	19/WY/5	S	UR	15,065.29			37.697	0.30	8,389	5.49	29.51
(2)	ALPHA COAL SALES CO, LL	19/WY/5	S	UR	78,156.42			36.922	0.37	8,303	4.88	30.20
(3)	COAL SALES, LLC	19/WY/5	S	UR	46,766.37			39.036	0.27	8,544	4.48	28.55
(4)	ARCH COAL SALES CO, INC	19/WY/5	S	UR	63,932.39			40.755	0.35	8,815	5.25	27.07

**EDITED COPY**

**MONTHLY REPORT OF COST AND QUALITY OF COAL FOR ELECTRIC PLANTS  
DETAILED PURCHASED COAL INVOICE INFORMATION**

1. Reporting Month: **July** Year: **2015**  
 2. Reporting Company: **FLORIDA POWER & LIGHT COMPANY**  
 3. Plant Name: **R.W.SCHERER**

4. Name, Title & Telephone Number of Contact Person Concerning Data  
 Submitted on this Form: Terry Keith  
 (305) 552-4334

5. Signature of Official Submitting Report:



6. Date Completed: 30-Sep-15

<u>Line No.</u> (a)	<u>Supplier Name</u> (b)	<u>Mine Location</u> (c)	<u>Purch. Type</u> (d)	<u>Tons</u> (e)	<u>FOB Mine Price (\$/Ton)</u> (f)	<u>Shorthaul &amp; Loading Charges (\$/Ton)</u> (g)	<u>Original Invoice Price (\$/Ton)</u> (h)	<u>Retroactive Price Increase (\$/Ton)</u> (i)	<u>Base Price (\$/Ton)</u> (j)	<u>Quality Adjustments (\$/Ton)</u> (k)	<u>Effective Purchase Price (\$/Ton)</u> (l)
(1)	KENNECOTT COAL SALES	19/WY/5	S	15,065.29		0.158		-		0.016	
(2)	ALPHA COAL SALES CO, L	19/WY/5	S	78,156.42		0.147		-		(0.220)	
(3)	COAL SALES, LLC	19/WY/5	S	46,766.37		0.150		-		(0.341)	
(4)	ARCH COAL SALES CO, IN	19/WY/5	S	63,932.39		0.161		-		(0.039)	

**EDITED COPY**

MONTHLY REPORT OF COST AND QUALITY OF COAL FOR ELECTRIC PLANTS  
DETAILED TRANSPORTATION INVOICE INFORMATION

1. Reporting Month: July Year: 2015  
 2. Reporting Company: FLORIDA POWER & LIGHT COMPANY  
 3. Plant Name: R.W.SCHERER

4. Name, Title & Telephone Number of Contact Person Concerning Data  
 Submitted on this Form: Terry Keith  
 (305) 552-4334

5. Signature of Official Submitting Report: *Ken Brockway*

6. Date Completed: 30-Sep-15

Line No. (a)	Supplier Name (b)	Mine Location (c)	Shipping Point (d)	Transport Mode (e)	Tons (f)	Effective Purchase Price (\$/Ton) (g)	Additional Shorthaul & Loading Charges (\$/Ton) (h)	Rail Charges		Waterborne Charges			Other Related Charges (\$/Ton) (o)	Total Transportation Charges (\$/Ton) (p)	FOB Plant Price (\$/Ton) (q)
								Rail Rate (\$/Ton) (i)	Other Rail Charges (\$/Ton) (j)	River Barge Rate (\$/Ton) (k)	Trans-loading Rate (\$/Ton) (l)	Ocean Barge Rate (\$/Ton) (m)			
(1)	KENNECOTT COAL SAL	19/WY/5	CORDERO JCT, W	UR	15,065.29	-	-	-	-	-	-	-	-	-	37.697
(2)	ALPHA COAL SALES CO	19/WY/5	EAGLE BUTTE JC	UR	78,156.42	-	-	-	-	-	-	-	-	-	36.922
(3)	COAL SALES, LLC	19/WY/5	NARM, JCT, WY	UR	46,766.37	-	-	-	-	-	-	-	-	-	39.036
(4)	ARCH COAL SALES CO,	19/WY/5	THUNDER JCT, W	UR	63,932.39	-	-	-	-	-	-	-	-	-	40.755


**EDITED COPY**



FPSC FORM NO. 423-1

MONTHLY REPORT OF COST AND QUALITY OF FUEL OIL FOR ELECTRIC PLANTS  
 ORIGIN, VOLUME, DELIVERED PRICE AND AS RECEIVED QUANTITY

1. REPORTING MONTH: SEP YEAR: 2015  
 2. REPORTING COMPANY: FLORIDA POWER LIGHT COMPANY

3. NAME, TITLE TELEPHONE NUMBER OF CONTACT PERSON CONCERNING DATA  
 SUBMITTED ON THIS FORM: TERRY KEITH, REGULATORY AFFAIRS, (305)-552-4334  
 4. SIGNATURE OF OFFICIAL SUBMITTING REPORT:   
 5. DATE COMPLETED: 10/13/2015

LINE NO	PLANT	SUPPLIER	SHIPPING POINT	PURCHASE TYPE	DELIVERY LOCATION	DELIVERY DATE	TYPE OIL	SULFUR (%)	BTU CONTENT (BTU / GAL)	VOLUME (BBLs)	DELIVERED PRICE (\$/BBL)
1	RIVIERA		NA-TRUCK DELIVERY			09/23/2015	F03	N/A	N/A	1762	70.8505
2	RIVIERA	MARATHON	NA-TRUCK DELIVERY			09/26/2015	F03	N/A	N/A	11076	71.1890
3	MANATEE	SUBURBAN	NA-TRUCK DELIVERY	STC		09/03/2015	PRO	N/A	N/A	266	43.0690

FPSC FORM NO. 423-1 (a)

MONTHLY REPORT OF COST AND QUALITY OF FUEL OIL FOR ELECTRIC PLANTS  
 DETAIL OF INVOICE AND TRANSPORTATION CHARGES

1. REPORTING MONTH: SEP YEAR: 2015

2. REPORTING COMPANY: FLORIDA POWER LIGHT COMPANY

3. NAME, TITLE TELEPHONE NUMBER OF CONTACT PERSON CONCERNING DATA  
 SUBMITTED ON THIS FORM: TERRY KEITH, REGULATORY AFFAIRS, (305)-552-4334

4. SIGNATURE OF OFFICIAL SUBMITTING REPORT: 

5. DATE COMPLETED: 10/13/2015

(A)	(B)	(C)	(D)	(E)	(F)	(G)	(H)	(I)	(J)	(K)	(L)	(M)	(N)	(O)	(P)	(Q)	(R)
LINE NO.	PLANT	SUPPLIER	DELIVERY LOCATION	DELIVERY DATE	TYPE OIL	VOLUME (BBL)	INVOICE PRICE (\$/BBL)	INVOICE AMOUNT (\$)	DISCOUNT (\$)	NET AMOUNT (\$)	NET PRICE (\$/BBL)	QUALITY ADJUST. (\$/BBL)	EFFECTIVE PUR PRICE (\$/BBL)	TRANSP TO TERM (\$/BBL)	ADDITIONAL TRANS CHGS (\$/BBL)	OTHER CHGS (\$/BBL)	DELIVERED PRICE (\$/BBL)
1	PRV			09/23/2015	F03	1762								0.0000			70.8505
2	PRV	MARATHON		09/26/2015	F03	11076								0.0000			71.1890
3	PMT	SUBURBAN		09/03/2015	PRO	266								0.0000			43.0690

**EDITED COPY**



**MONTHLY REPORT OF COST AND QUALITY OF COAL FOR ELECTRIC PLANTS  
ORIGIN, TONNAGE, DELIVERED PRICE AND AS RECEIVED QUALITY**

1. Report For Month/Yr: **September 2015**

2. Reporting Company: **Florida Power & Light**

3. Plant Name: **St. Johns River Power Park (SJRPP)**

4. Name, Title & Telephone Number of Contact  
Person Concerning Data Submitted on this Form: **Terry Keith (305-552-4334)**

5. Signature of Official Submitting Report:

*Zen Brookway*

6. Date Completed:

**October 12, 2015**

Line No.	Supplier Name	Mine Location	Purchase Type	Transportation Mode	Tons	Effective Purchase Price (\$/Ton)	Total Trans Cost (\$/Ton)	FOB Plant Price (\$/Ton)	As Received Coal Quality			
									Sulfur Content (%)	Btu Content (%)	Ash Content (%)	Moisture Content (%)
(a)	(b)	(c)	(d)	(e)	(f)	(g)	(h)	(i)	(j)	(k)	(l)	(m)
1	Coal Marketing Company	45,IM,999	LTC	OC	50,987			72.62	0.63	11,250	10.96	10.91
2	Sunrise Coal	NA,IN,021	LTC	UR	5,254			88.50	0.71	11,068	8.83	15.83

**EDITED COPY**

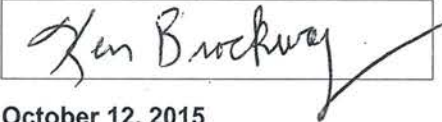
**MONTHLY REPORT OF COST AND QUALITY OF COAL FOR ELECTRIC PLANTS  
DETAIL OF INVOICE PURCHASE PRICE**

1. Report For Month/Yr: **September 2015**

4. Name, Title & Telephone Number of Contact  
Person Concerning Data Submitted on this Form: **Terry Keith (305-552-4334)**

2. Reporting Company: **Florida Power & Light**

5. Signature of Official Submitting Report:



3. Plant Name: **St. Johns River Power Park (SJRPP)**

6. Date Completed: **October 12, 2015**

Line No.	Supplier Name	Mine Location	Purchase Type	Tons	FOB Mine Price (\$/Ton)	Short Haul & Loading Charge	Original Invoice Price (\$/Ton)	Retro-active Price Increases (\$/Ton)	Base Price (\$/Ton)	Quality Adjustments (\$/Ton)	Effective Purchase Price (\$/Ton)
(a)	(b)	(c)	(d)	(e)	(f)	(g)	(h)	(i)	(j)	(k)	(l)
1	Coal Marketing Company	45,IM,999	LTC	50,987		0.00		0.00		0.00	
2	Sunrise Coal	NA,IN,021	LTC	5,254		0.00		0.00		0.00	

**EDITED COPY**

**MONTHLY REPORT OF COST AND QUALITY OF COAL FOR ELECTRIC PLANTS  
DETAIL OF TRANSPORTATION CHARGES**


1. Report For Month/Yr: **September 2015**

4. Name, Title & Telephone Number of Contact

Person Concerning Data Submitted on this Form: **Terry Keith (305-552-4334)**

2. Reporting Company: **Florida Power & Light**

5. Signature of Official Submitting Report:



3. Plant Name: **St. Johns River Power Park (SJRPP)**

6. Date Completed:

**October 12, 2015**

Line No.	Supplier Name	Mine Location	Shipping Point	Transportation Mode	Tons	Effective Purchase Price (\$/Ton)	Short Haul & Loading Charge (\$/Ton)	Rail Charges		Waterborne Charges					Total Transport Charges (\$/Ton)	FOB Plant Price (\$/Ton)
								Rail Rate (\$/Ton)	Other Rail Charges (\$/Ton)	River Barge Rate (\$/Ton)	Trans-loading Rate (\$/Ton)	Ocean Barge Rate (\$/Ton)	Other Water Charges (\$/Ton)	Related Charges (\$/Ton)		
(a)	(b)	(c)	(d)	(e)	(f)	(g)	(h)	(i)	(j)	(k)	(l)	(m)	(n)	(o)	(p)	(q)
1	Coal Marketing Company	45,IM,999	EL CERREJON	OC	50,987		0.00	0.00	0.00	0.00	0.00	0.00	0.00	0.00		72.62
2	Sunrise Coal	NA,IN,021	ACE IN THE HOL	UR	5,254		0.00	0.00	0.00	0.00	0.00	0.00	0.00	0.00		88.50

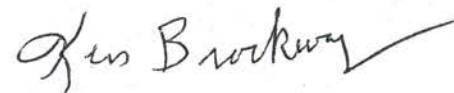
**EDITED COPY**

MONTHLY REPORT OF COST AND QUALITY OF COAL FOR ELECTRIC PLANTS  
ORIGIN, TONNAGE, DELIVERED PRICE, AND AS RECEIVED QUALITY

1. Reporting Month: **August** Year: **2015**  
 2. Reporting Company: **FLORIDA POWER & LIGHT COMPANY**  
 3. Plant Name: **R.W.SCHERER**

4. Name, Title & Telephone Number of Contact Person Concerning Data  
 Submitted on this Form: Terry Keith  
 (305) 552-4334

5. Signature of Official Submitting Report:



6. Date Completed: 27-Oct-15

Line No. (a)	Supplier Name (b)	Mine Location (c)	Purchase Type (d)	Transport Mode (e)	Tons (f)	Purchase Price (\$/Ton) (g)	Effective Transport Charges (\$/Ton) (h)	Total FOB Plant Price (\$/Ton) (i)	Sulfur Content (%) (j)	Btu Content (Btu/lb) (k)	Ash Content (%) (l)	Moisture Content (%) (m)
(1)	KENNECOTT COAL SALES,	19/WY/5	S	UR	9,047.87			37.613	0.32	8,455	5.73	28.84
(2)	ALPHA COAL SALES CO, LL	19/WY/5	S	UR	58,426.44			36.858	0.44	8,278	5.07	30.58
(3)	COAL SALES, LLC	19/WY/5	S	UR	52,636.86			39.222	0.28	8,497	4.59	28.76
(4)	ARCH COAL SALES CO, INC	19/WY/5	S	UR	95,616.78			40.874	0.33	8,869	4.98	26.85

**EDITED COPY**

**MONTHLY REPORT OF COST AND QUALITY OF COAL FOR ELECTRIC PLANTS  
DETAILED PURCHASED COAL INVOICE INFORMATION**

1. Reporting Month: **August** Year: **2015**  
 2. Reporting Company: **FLORIDA POWER & LIGHT COMPANY**  
 3. Plant Name: **R.W.SCHERER**

4. Name, Title & Telephone Number of Contact Person Concerning Data  
 Submitted on this Form: Terry Keith  
 (305) 552-4334  
 5. Signature of Official Submitting Report: *Ken Brockway*  
 6. Date Completed: 27-Oct-15

Line No. (a)	Supplier Name (b)	Mine Location (c)	Purch. Type (d)	Tons (e)	FOB Mine Price (\$/Ton) (f)	Shorthaul & Loading Charges (\$/Ton) (g)	Original Invoice Price (\$/Ton) (h)	Retroactive Price Increase (\$/Ton) (i)	Base Price (\$/Ton) (j)	Quality Adjustments (\$/Ton) (k)	Effective Purchase Price (\$/Ton) (l)
(1)	KENNECOTT COAL SALES	19WY/5	S	9,047.87		0.158		-		(0.008)	
(2)	ALPHA COAL SALES CO, L	19WY/5	S	58,426.44		0.147		-		(0.314)	
(3)	COAL SALES, LLC	19WY/5	S	52,636.86		0.149		-		(0.304)	
(4)	ARCH COAL SALES CO, IN	19WY/5	S	95,616.78		0.161		-		0.020	

**EDITED COPY**



MONTHLY REPORT OF COST AND QUALITY OF COAL FOR ELECTRIC PLANTS  
 DETAILED TRANSPORTATION INVOICE INFORMATION

1. Reporting Month: **August** Year: **2015**  
 2. Reporting Company: **FLORIDA POWER & LIGHT COMPANY**  
 3. Plant Name: **R.W.SCHERER**

4. Name, Title & Telephone Number of Contact Person Concerning Data  
 Submitted on this Form: Terry Keith  
 (305) 552-4334  
 5. Signature of Official Submitting Report: *Terry Keith*  
 6. Date Completed: 27-Oct-15

Line No. (a)	Supplier Name (b)	Mine Location (c)	Shipping Point (d)	Transport Mode (e)	Tons (f)	Effective Purchase Price (\$/Ton) (g)	Additional Shorthaul & Loading Charges (\$/Ton) (h)	Rail Charges		Waterborne Charges				Other Related Charges (\$/Ton) (o)	Total Transportation Charges (\$/Ton) (p)	FOB Plant Price (\$/Ton) (q)
								Rail Rate (\$/Ton) (i)	Other Rail Charges (\$/Ton) (j)	River Barge Rate (\$/Ton) (k)	Trans-loading Rate (\$/Ton) (l)	Ocean Barge Rate (\$/Ton) (m)	Other Water Charges (\$/Ton) (n)			
(1)	KENNECOTT COAL SALI	19/WY/5	CORDERO JCT, W.	UR	9,047.87	-	-	-	-	-	-	-	-	-	-	37.613
(2)	ALPHA COAL SALES CC	19/WY/5	EAGLE BUTTE JC	UR	58,426.44	-	-	-	-	-	-	-	-	-	-	36.858
(3)	COAL SALES, LLC	19/WY/5	NARM, JCT, WY	UR	52,636.86	-	-	-	-	-	-	-	-	-	-	39.222
(4)	ARCH COAL SALES CO,	19/WY/5	THUNDER JCT, W	UR	95,616.78	-	-	-	-	-	-	-	-	-	-	40.874

**EDITED COPY**

**CERTIFICATE OF SERVICE**

**Docket No. 150001-EI**

**I, THE UNDERSIGNED COUNSEL, HEREBY CERTIFY** that copies of Florida Power & Light Company form 423-1(a) for the months of July, August and September 2015; St. Johns River Power Park forms 423-2, 423-2(a), and 423-2(b) for the months of July, August and September 2015; and copies of Plant Scherer forms 423-2, 423-2(a), and 423-2(b) for the months of June, July and August 2015 have been served via electronic mail to the parties listed below this 30th day of October, 2015.

Suzanne Brownless, Esq.  
Division of Legal Services  
Florida Public Service Commission  
2540 Shumard Oak Blvd.  
Tallahassee, Florida 32399-0850  
sbrownle@psc.state.fl.us

Andrew Maurey  
Michael Barrett  
Division of Accounting and Finance  
Florida Public Service Commission  
2540 Shumard Oak Blvd.  
Tallahassee, Florida 32399-0850  
amaurey@psc.state.fl.us  
mbarrett@psc.state.fl.us

Beth Keating, Esq.  
Gunster Law Firm  
Attorneys for Florida Public Utilities Corp.  
215 South Monroe St., Suite 601  
Tallahassee, Florida 32301-1804  
bkeating@gunster.com

Dianne M. Triplett, Esq.  
Attorneys for Duke Energy Florida  
299 First Avenue North  
St. Petersburg, Florida 33701  
dianne.triplett@duke-energy.com

James D. Beasley, Esq.  
J. Jeffrey Wahlen, Esq.  
Ashley M. Daniels, Esq.  
Ausley & McMullen  
Attorneys for Tampa Electric Company  
P.O. Box 391  
Tallahassee, Florida 32302  
jbeasley@ausley.com  
jwahlen@ausley.com  
adaniels@ausley.com

Jeffrey A. Stone, Esq.  
Russell A. Badders, Esq.  
Steven R. Griffin, Esq.  
Beggs & Lane  
Attorneys for Gulf Power Company  
P.O. Box 12950  
Pensacola, Florida 32591-2950  
jas@beggslane.com  
rab@beggslane.com  
srg@beggslane.com

Robert Scheffel Wright, Esq.  
John T. LaVia, III, Esq.  
Gardner, Bist, Wiener, et al  
Attorneys for Florida Retail Federation  
1300 Thomaswood Drive  
Tallahassee, Florida 32308  
schef@gbwlegal.com  
jlavia@gbwlegal.com

James W. Brew, Esq.  
Owen J. Kopon, Esq.  
Laura A. Wynn, Esq.  
Attorneys for PCS Phosphate - White Springs  
Stone Mattheis Xenopoulos & Brew, PC  
1025 Thomas Jefferson Street, NW  
Eighth Floor, West Tower  
Washington, DC 20007-5201  
jbrew@smxblaw.com  
ojk@smxblaw.com  
laura.wynn@smxblaw.com

Robert L. McGee, Jr.  
Gulf Power Company  
One Energy Place  
Pensacola, Florida 32520  
rlmcgee@southernco.com


Mike Cassel, Director/Regulatory and  
Governmental Affairs  
Florida Public Utilities Company  
911 South 8<sup>th</sup> Street  
Fernandina Beach, Florida 32034  
mcassel@fpuc.com

Matthew R. Bernier, Esq.  
Duke Energy Florida  
106 East College Avenue, Suite 800  
Tallahassee, Florida 32301  
matthew.bernier@duke-energy.com

Paula K. Brown, Manager  
Tampa Electric Company  
Regulatory Coordinator  
Post Office Box 111  
Tampa, Florida 33601-0111  
regdept@tecoenergy.com

Erik L. Saylor, Esq.  
John J. Truitt, Esq.  
J. R. Kelly, Esq.  
Patricia Christensen, Esq.  
Charles Rehwinkel, Esq.  
Office of Public Counsel  
c/o The Florida Legislature  
111 West Madison Street, Room 812  
Tallahassee, Florida 32399  
kelly.jr@leg.state.fl.us  
saylor.erik@leg.state.fl.us  
truitt.john@leg.state.fl.us  
christensen.patty@leg.state.fl.us  
rehwinkel.charles@leg.state.fl.us

Jon C. Moyle, Esq.  
Moyle Law Firm, P.A.  
Attorneys for Florida Industrial Power  
Users Group  
118 N. Gadsden St.  
Tallahassee, Florida 32301  
jmoyle@moylelaw.com



---

John T. Butler