



John T. Butler
Assistant General Counsel – Regulatory Affairs
Florida Power & Light Company
700 Universe Boulevard
Juno Beach, Florida 33408
(561) 304-5639
(561) 691-7135 Facsimile
Email: John.Butler@fpl.com

August 11, 2016

VIA HAND DELIVERY

Ms. Carlotta S. Stauffer
Division of the Commission Clerk and
Administrative Services
Florida Public Service Commission
Betty Easley Conference Center, Room 110
2540 Shumard Oak Boulevard
Tallahassee, Florida 32399-0850

Re: Docket No. 160001-EI – Monthly Fuel Filings

Dear Ms. Stauffer:

Enclosed for filing are copies of the following monthly fuel reports for FPL:

- (a) FPSC Forms 423-1, 423-1(a), and 423-1(b) for Florida Power & Light Company for the months of April, May and June 2016;
- (b) FPSC Forms 423-2, 423-2(a), and 423-2(b) for St. Johns River Power Park (SJRPP) for the months of April, May and June 2016; and
- (c) FPSC Forms 423-2, 423-2(a), and 423-2(b) for Plant Scherer for the months of March, April and May 2016.

FPL's Request for Confidential Classification of the information removed from FPL FPSC Form 423-1(a), SJRPP FPSC Forms 423-2, 423-2(a), and 423-2(b) and Plant Scherer FPSC Forms 423-2, 423-2(a) and 423-2(b) is being filed under separate cover. I apologize for the delay in filing the reports. We were experiencing internal delays in the processing of the necessary data. Should you have any questions regarding this filing, please contact me.

Thank you for your attention to this matter.

REDACTED

Sincerely,

A handwritten signature in blue ink, appearing to read 'John T. Butler', is written over the typed name.

John T. Butler


Enclosures

cc: Parties of Record

5228905

RECEIVED-FPSC
2016 AUG 10 PM 12:45
COMMISSION
CLERK

MONTHLY REPORT OF COST AND QUALITY OF FUEL OIL FOR ELECTRIC PLANTS
ORIGIN, VOLUME, DELIVERED PRICE AND AS RECEIVED QUANTITY

1. REPORTING MONTH: APR YEAR: 2016
2. REPORTING COMPANY: FLORIDA POWER & LIGHT COMPANY
3. NAME, TITLE TELEPHONE NUMBER OF CONTACT PERSON CONCERNING DATA
SUBMITTED ON THIS FORM: TERRY KEITH, REGULATORY AFFAIRS, (305)-552-4334
4. SIGNATURE OF OFFICIAL SUBMITTING REPORT: 
5. DATE COMPLETED: 07/29/2016

LINE NO	PLANT	SUPPLIER	SHIPPING POINT	PURCHASE TYPE	DELIVERY LOCATION	DELIVERY DATE	TYPE OIL	SULFUR (%)	BTU CONTENT (BTU / GAL)	VOLUME (BBLs)	PRICE (\$/BBL)
1	PT. EVERGLADES	AMERIGAS	NA-TRUCK DELIVERY	STC		04/12/2016	PRO	N/A	N/A	39	132.1100
2	MARTIN	INDIANTOWN	NA-TRUCK DELIVERY	STC		04/29/2016	PRO	N/A	N/A	10	72.4350
3	MANATEE	SUBURBAN	NA-TRUCK DELIVERY	STC		04/06/2016	PRO	N/A	N/A	9	42.0000

MONTHLY REPORT OF COST AND QUALITY OF FUEL OIL FOR ELECTRIC PLANTS
 DETAIL OF INVOICE AND TRANSPORTATION CHARGES

FPSC FORM NO. 423-1 (a)

1. REPORTING MONTH: APR YEAR: 2016

2. REPORTING COMPANY: FLORIDA POWER LIGHT COMPANY

3. NAME, TITLE TELEPHONE NUMBER OF CONTACT PERSON CONCERNING DATA
 SUBMITTED ON THIS FORM: TERRY KEITH, REGULATORY AFFAIRS, (305)-552-4334

4. SIGNATURE OF OFFICIAL SUBMITTING REPORT: 

5. DATE COMPLETED: 07/29/2016

(A) LINE NO.	(B) PLANT	(C) SUPPLIER	(D) DELIVERY LOCATION	(E) DELIVERY DATE	(F) TYPE OIL	(G) VOLUME (BBL)	(H) INVOICE PRICE (\$/BBL)	(I) INVOICE AMOUNT (\$)	(J) DISCOUNT (\$)	(K) NET AMOUNT (\$)	(L) NET PRICE (\$/BBL)	(M) QUALITY ADJUST. (\$/BBL)	(N) EFFECTIVE PUR PRICE (\$/BBL)	(O) TRANSP TO TERM (\$/BBL)	(P) ADDITIONAL TRANS CHGS (\$/BBL)	(Q) OTHER CHGS (\$/BBL)	(R) DELIVERED PRICE (\$/BBL)
1	PFL	AMERIGAS		04/12/2016	PRO									0.0000			132.1100
2	PMR	INDIANTOWN		04/29/2016	PRO									0.0000			72.4350
3	PMT	SUBURBAN		04/06/2016	PRO									0.0000			42.0000

EDITED COPY

**MONTHLY REPORT OF COST AND QUALITY OF COAL FOR ELECTRIC PLANTS
ORIGIN, TONNAGE, DELIVERED PRICE AND AS RECEIVED QUALITY**

1. Report For Month/Yr: **April 2016**

4. Name, Title & Telephone Number of Contact
Person Concerning Data Submitted on this Form: **Terry Keith (305-552-4334)**

2. Reporting Company: **Florida Power & Light**

5. Signature of Official Submitting Report:



3. Plant Name: **St. Johns River Power Park (SJRPP)**

6. Date Completed: **May 10, 2016**

Line No.	Supplier Name	Mine Location	Purchase Type	Transportation Mode	Tons	Effective Purchase Price (\$/Ton)	Total Trans Cost (\$/Ton)	FOB Plant Price (\$/Ton)	As Received Coal Quality			
									Sulfur Content (%)	Btu Content (%)	Ash Content (%)	Moisture Content (%)
(a)	(b)	(c)	(d)	(e)	(f)	(g)	(h)	(i)	(j)	(k)	(l)	(m)
1	Coal Marketing Company	45,IM,999	LTC	OC	38,491			71.70	0.58	11,041	12.20	10.92
2	Sunrise Coal	NA,IN,021	LTC	UR	2,691			90.07	0.81	10,837	8.53	18.01

EDITED COPY


MONTHLY REPORT OF COST AND QUALITY OF COAL FOR ELECTRIC PLANTS
 DETAIL OF INVOICE PURCHASE PRICE

1. Report For Month/Yr: **April 2016**

4. Name, Title & Telephone Number of Contact
 Person Concerning Data Submitted on this Form: **Terry Keith (305-552-4334)**

2. Reporting Company: **Florida Power & Light**

5. Signature of Official Submitting Report:



3. Plant Name: **St. Johns River Power Park (SJRPP)**

6. Date Completed: **May 10, 2016**

Line No.	Supplier Name	Mine Location	Purchase Type	Tons	FOB Mine Price (\$/Ton)	Short Haul & Loading Charge	Original Invoice Price (\$/Ton)	Retro-active Price Increases (\$/Ton)	Base Price (\$/Ton)	Quality Adjustments (\$/Ton)	Effective Purchase Price (\$/Ton)
(a)	(b)	(c)	(d)	(e)	(f)	(g)	(h)	(i)	(j)	(k)	(l)
1	Coal Marketing Company	45,IM,999	LTC	38,491		0.00		0.00		0.00	
2	Sunrise Coal	NA,IN,021	LTC	2,691		0.00		0.00		0.00	

EDITED COPY

MONTHLY REPORT OF COST AND QUALITY OF COAL FOR ELECTRIC PLANTS
 DETAIL OF TRANSPORTATION CHARGES


1. Report For Month/Yr: **April 2016**

4. Name, Title & Telephone Number of Contact

Person Concerning Data Submitted on this Form: **Terry Keith (305-552-4334)**

2. Reporting Company: **Florida Power & Light**

5. Signature of Official Submitting Report:



3. Plant Name: **St. Johns River Power Park (SJRPP)**

6. Date Completed:

May 10, 2016

Line No.	Supplier Name	Mine Location	Shipping Point	Transportation Mode	Tons	Effective Purchase Price (\$/Ton)	Short Haul & Loading Charge (\$/Ton)	Rail Charges		Waterborne Charges				Total Transport Charges (\$/Ton)	FOB Plant Price (\$/Ton)	
								Rail Rate (\$/Ton)	Other Rail Charges (\$/Ton)	River Barge Rate (\$/Ton)	Trans-loading Rate (\$/Ton)	Ocean Barge Rate (\$/Ton)	Other Water Charges (\$/Ton)			Related Charges (\$/Ton)
(a)	(b)	(c)	(d)	(e)	(f)	(g)	(h)	(i)	(j)	(k)	(l)	(m)	(n)	(o)	(p)	(q)
1	Coal Marketing Company	45,IM,999	EL CERREJON	OC	38,491		0.00	0.00	0.00	0.00	0.00	0.00	0.00	0.00		71.70
2	Sunrise Coal	NA,IN,021	ACE IN THE HOL	UR	2,691		0.00	0.00	0.00	0.00	0.00	0.00	0.00	0.00		90.07

EDITED COPY

MONTHLY REPORT OF COST AND QUALITY OF COAL FOR ELECTRIC PLANTS
ORIGIN, TONNAGE, DELIVERED PRICE, AND AS RECEIVED QUALITY

1. Reporting Month: **March** Year: **2016**
 2. Reporting Company: **FLORIDA POWER & LIGHT COMPANY**
 3. Plant Name: **R.W.SCHERER**

4. Name, Title & Telephone Number of Contact Person Concerning Data
 Submitted on this Form: Terry Keith
 (305) 552-4334

5. Signature of Official Submitting Report:

6. Date Completed: 06-Jun-16

Line No. (a)	Supplier Name (b)	Mine Location (c)	Purchase Type (d)	Transport Mode (e)	Tons (f)	Purchase Price (\$/Ton) (g)	Effective Transport Charges (\$/Ton) (h)	Total FOB Plant Price (\$/Ton) (i)	Sulfur Content (%) (j)	Btu Content (Btu/lb) (k)	Ash Content (%) (l)	Moisture Content (%) (m)
(1)	ARCH COAL SALES CO, INC	19/WY/5	S	UR	2,640.76			43.806	0.24	9,008	4.61	26.53
(2)	ALPHA COAL SALES CO, LI	19/WY/5	S	UR	96,030.08			38.970	0.42	8,453	5.01	29.36

EDITED COPY

**MONTHLY REPORT OF COST AND QUALITY OF COAL FOR ELECTRIC PLANTS
DETAILED PURCHASED COAL INVOICE INFORMATION**

1. Reporting Month: **March** Year: **2016**
 2. Reporting Company: **FLORIDA POWER & LIGHT COMPANY**
 3. Plant Name: **R.W.SCHERER**

4. Name, Title & Telephone Number of Contact Person Concerning Data
 Submitted on this Form: Terry Keith
 (305) 552-4334

5. Signature of Official Submitting Report:

6. Date Completed: 06-Jun-16

<u>Line No.</u>	<u>Supplier Name</u>	<u>Mine Location</u>	<u>Purch. Type</u>	<u>Tons</u>	<u>FOB Mine Price (\$/Ton)</u>	<u>Shorthaul & Loading Charges (\$/Ton)</u>	<u>Original Invoice Price (\$/Ton)</u>	<u>Retroactive Price Increase (\$/Ton)</u>	<u>Base Price (\$/Ton)</u>	<u>Quality Adjustments (\$/Ton)</u>	<u>Effective Purchase Price (\$/Ton)</u>
(a)	(b)	(c)	(d)	(e)	(f)	(g)	(h)	(i)	(j)	(k)	(l)
(1)	ARCH COAL SALES CO, IN 19/WY/5		S	2,640.76		0.161		-		0.052	
(2)	ALPHA COAL SALES CO, L 19/WY/5		S	96,030.08		0.147		-		0.122	

EDITED COPY

MONTHLY REPORT OF COST AND QUALITY OF COAL FOR ELECTRIC PLANTS
 DETAILED TRANSPORTATION INVOICE INFORMATION

1. Reporting Month: **March** Year: **2016**
 2. Reporting Company: **FLORIDA POWER & LIGHT COMPANY**
 3. Plant Name: **R.W.SCHERER**

4. Name, Title & Telephone Number of Contact Person Concerning Data
 Submitted on this Form: Terry Keith
 (305) 552-4334

5. Signature of Official Submitting Report:



6. Date Completed: 06-Jun-16

Line No.	Supplier Name	Mine Location	Shipping Point	Transport Mode	Tons	Effective Purchase Price (\$/Ton)	Additional Shorthaul & Loading Charges (\$/Ton)	Rail Charges		Waterborne Charges				Other Related Charges (\$/Ton)	Total Transportation Charges (\$/Ton)	FOB Plant Price (\$/Ton)
								Rail Rate (\$/Ton)	Other Rail Charges (\$/Ton)	River Barge Rate (\$/Ton)	Trans-loading Rate (\$/Ton)	Ocean Barge Rate (\$/Ton)	Other Water Charges (\$/Ton)			
(a)	(b)	(c)	(d)	(e)	(f)	(g)	(h)	(i)	(j)	(k)	(l)	(m)	(n)	(o)	(p)	(q)
(1)	ARCH COAL SALES CO.	19/WY/5	THUNDER JCT. W	UR	2,640.76	-	-	-	-	-	-	-	-	-	-	43.806
(2)	ALPHA COAL SALES CO	19/WY/5	EAGLE BUTTE JC	UR	96,030.08	-	-	-	-	-	-	-	-	-	-	38.970

EDITED COPY

MONTHLY REPORT OF COST AND QUALITY OF FUEL OIL FOR ELECTRIC PLANTS
ORIGIN, VOLUME, DELIVERED PRICE AND AS RECEIVED QUANTITY

1. REPORTING MONTH: MAY YEAR: 2016

2. REPORTING COMPANY: FLORIDA POWER & LIGHT COMPANY

3. NAME, TITLE TELEPHONE NUMBER OF CONTACT PERSON CONCERNING DATA
SUBMITTED ON THIS FORM: TERRY KEITH, REGULATORY AFFAIRS, (305)-552-4334

4. SIGNATURE OF OFFICIAL SUBMITTING REPORT: 

5. DATE COMPLETED: 07/22/2016

LINE NO	PLANT	SUPPLIER	SHIPPING POINT	PURCHASE TYPE	DELIVERY LOCATION	DELIVERY DATE	TYPE OIL	SULFUR (%)	BTU CONTENT (BTU / GAL)	VOLUME (BBL)	PRICE (\$/BBL)
1	FT. MYERS	APEC	NA-TRUCK DELIVERY			05/27/2016	F03	N/A	N/A	9835	69.3233
2	PT. EVERGLADES	FCT&M	NA-TRUCK DELIVERY			05/16/2016	F03	N/A	N/A	80478	59.6403
3	PT. EVERGLADES	AMERIGAS	NA-TRUCK DELIVERY	STC		05/09/2016	PRO	N/A	N/A	32	188.9765
4	MANATEE	SUBURBAN	NA-TRUCK DELIVERY	STC		05/12/2016	PRO	N/A	N/A	4	46.4150

MONTHLY REPORT OF COST AND QUALITY OF FUEL OIL FOR ELECTRIC PLANTS

DETAIL OF INVOICE AND TRANSPORTATION CHARGES

FPSC FORM NO. 423-1 (a)

1. REPORTING MONTH: MAY YEAR: 2016

2. REPORTING COMPANY: FLORIDA POWER LIGHT COMPANY

3. NAME, TITLE TELEPHONE NUMBER OF CONTACT PERSON CONCERNING DATA
SUBMITTED ON THIS FORM: TERRY KEITH, REGULATORY AFFAIRS, (305)-552-4334

4. SIGNATURE OF OFFICIAL SUBMITTING REPORT: 

5. DATE COMPLETED: 07/22/2016

(A)	(B)	(C)	(D)	(E)	(F)	(G)	(H)	(I)	(J)	(K)	(L)	(M)	(N)	(O)	(P)	(Q)	(R)
LINE NO.	PLANT	SUPPLIER	DELIVERY LOCATION	DELIVERY DATE	TYPE OIL	VOLUME (BBL)	INVOICE PRICE (\$/BBL)	INVOICE AMOUNT (\$)	DISCOUNT (\$)	NET AMOUNT (\$)	NET PRICE (\$/BBL)	QUALITY ADJUST. (\$/BBL)	EFFECTIVE PUR PRICE (\$/BBL)	TRANSP TO TERM (\$/BBL)	ADDITIONAL TRANS CHGS (\$/BBL)	OTHER CHGS (\$/BBL)	DELIVERED PRICE (\$/BBL)
1	PFM	APEC		05/27/2016	F03									0.0000			59.3233
2	PPE	FCT&M		05/16/2016	F03									0.0000			59.6403
3	PFL	AMERIGAS		05/09/2016	PRO									1.0000			188.9765
4	PMT	SUBURBAN		05/12/2016	PRO									0.0000			46.4150

EDITED COPY

**MONTHLY REPORT OF COST AND QUALITY OF COAL FOR ELECTRIC PLANTS
ORIGIN, TONNAGE, DELIVERED PRICE AND AS RECEIVED QUALITY**

1. Report For Month/Yr: **May 2016**

4. Name, Title & Telephone Number of Contact
Person Concerning Data Submitted on this Form: **Terry Keith (305-552-4334)**

2. Reporting Company: **Florida Power & Light**

5. Signature of Official Submitting Report:

Ken Brockway

3. Plant Name: **St. Johns River Power Park (SJRPP)**

6. Date Completed:

June 21, 2016

Line No.	Supplier Name	Mine Location	Purchase Type	Transportation Mode	Tons	Effective Purchase Price (\$/Ton)	Total Trans Cost (\$/Ton)	FOB Plant Price (\$/Ton)	As Received Coal Quality			
									Sulfur Content (%)	Btu Content (%)	Ash Content (%)	Moisture Content (%)
(a)	(b)	(c)	(d)	(e)	(f)	(g)	(h)	(i)	(j)	(k)	(l)	(m)
1	Coal Marketing Company	45,IM,999	LTC	OC	25,787			69.12	0.61	10,902	11.91	12.03
2	Sunrise Coal	NA,IN,021	LTC	UR	2,689			90.07	0.73	11,074	8.32	16.50

EDITED COPY

**MONTHLY REPORT OF COST AND QUALITY OF COAL FOR ELECTRIC PLANTS
DETAIL OF INVOICE PURCHASE PRICE**

1. Report For Month/Yr: **May 2016**

4. Name, Title & Telephone Number of Contact
Person Concerning Data Submitted on this Form: **Terry Keith (305-552-4334)**

2. Reporting Company: **Florida Power & Light**

5. Signature of Official Submitting Report:

Ken Brookway

3. Plant Name: **St. Johns River Power Park (SJRPP)**

6. Date Completed: **June 21, 2016**

Line No.	Supplier Name	Mine Location	Purchase Type	Tons	FOB Mine Price (\$/Ton)	Short Haul & Loading Charge	Original Invoice Price (\$/Ton)	Retro-active Price Increases (\$/Ton)	Base Price (\$/Ton)	Quality Adjustments (\$/Ton)	Effective Purchase Price (\$/Ton)
(a)	(b)	(c)	(d)	(e)	(f)	(g)	(h)	(i)	(j)	(k)	(l)
1	Coal Marketing Company	45,IM,999	LTC	25,787		0.00		0.00		0.00	
2	Sunrise Coal	NA,IN,021	LTC	2,689		0.00		0.00		0.00	

EDITED COPY


MONTHLY REPORT OF COST AND QUALITY OF COAL FOR ELECTRIC PLANTS
 DETAIL OF TRANSPORTATION CHARGES

1. Report For Month/Yr: **May 2016**

4. Name, Title & Telephone Number of Contact
 Person Concerning Data Submitted on this Form: **Terry Keith (305-552-4334)**

2. Reporting Company: **Florida Power & Light**

5. Signature of Official Submitting Report:



3. Plant Name: **St. Johns River Power Park (SJRPP)**

6. Date Completed:

June 21, 2016

Line No.	Supplier Name	Mine Location	Shipping Point	Transportation Mode	Tons	Effective Purchase Price (\$/Ton)	Short Haul & Loading Charge (\$/Ton)	Rail Charges		Waterborne Charges					Total Transport Charges (\$/Ton)	FOB Plant Price (\$/Ton)
								Rail Rate (\$/Ton)	Other Rail Charges (\$/Ton)	River Barge Rate (\$/Ton)	Trans-loading Rate (\$/Ton)	Ocean Barge Rate (\$/Ton)	Other Water Charges (\$/Ton)	Related Charges (\$/Ton)		
(a)	(b)	(c)	(d)	(e)	(f)	(g)	(h)	(i)	(j)	(k)	(l)	(m)	(n)	(o)	(p)	(q)
1	Coal Marketing Company	45,IM,999	EL CERREJON	OC	25,787		0.00	0.00	0.00	0.00	0.00	0.00	0.00	0.00		69.12
2	Sunrise Coal	NA,IN,021	ACE IN THE HOL	UR	2,689		0.00	0.00	0.00	0.00	0.00	0.00	0.00	0.00		90.07

EDITED COPY

NOTES: 1) SJRPP reported coal volumes represents FPL's 20% share of total receipts.

MONTHLY REPORT OF COST AND QUALITY OF COAL FOR ELECTRIC PLANTS
ORIGIN, TONNAGE, DELIVERED PRICE, AND AS RECEIVED QUALITY

1. Reporting Month: **April** Year: **2016**
 2. Reporting Company: **FLORIDA POWER & LIGHT COMPANY**
 3. Plant Name: **R.W.SCHERER**

4. Name, Title & Telephone Number of Contact Person Concerning Data
Submitted on this Form: Terry Keith
(305) 552-4334

5. Signature of Official Submitting Report:

6. Date Completed: 30-Jun-16

Line No.	Supplier Name	Mine Location	Purchase Type	Transport Mode	Tons	Purchase Price (\$/Ton)	Effective Transport Charges (\$/Ton)	Total FOB Plant Price (\$/Ton)	Sulfur Content (%)	Btu Content (Btu/lb)	Ash Content (%)	Moisture Content (%)
(a)	(b)	(c)	(d)	(e)	(f)	(g)	(h)	(i)	(j)	(k)	(l)	(m)
(1)	ARCH COAL SALES CO, INC	19/WY/5	S	UR	13,230.67			43.817	0.27	8,916	4.87	26.64
(2)	ALPHA COAL SALES CO, LI	19/WY/5	S	UR	66,858.66			38.797	0.45	8,448	5.20	29.38
(2)	COAL SALES, LLC	19/WY/5	S	UR	30,049.39			37.965	0.22	8,838	4.19	27.05

EDITED COPY

**MONTHLY REPORT OF COST AND QUALITY OF COAL FOR ELECTRIC PLANTS
DETAILED PURCHASED COAL INVOICE INFORMATION**

1. Reporting Month: **April** Year: **2016**
 2. Reporting Company: **FLORIDA POWER & LIGHT COMPANY**
 3. Plant Name: **R.W.SCHERER**

4. Name, Title & Telephone Number of Contact Person Concerning Data Submitted on this Form: Terry Keith
 (305) 552-4334

5. Signature of Official Submitting Report:

6. Date Completed: 30-Jun-16

Line No.	Supplier Name	Mine Location	Purch. Type	Tons	FOB Mine Price (\$/Ton)	Shorthaul & Loading Charges (\$/Ton)	Original Invoice Price (\$/Ton)	Retroactive Price Increase (\$/Ton)	Base Price (\$/Ton)	Quality Adjustments (\$/Ton)	Effective Purchase Price (\$/Ton)
(a)	(b)	(c)	(d)	(e)	(f)	(g)	(h)	(i)	(j)	(k)	(l)
(1)	ARCH COAL SALES CO, IN	19/WY/5	S	13,230.67		0.161		-		0.153	
(2)	ALPHA COAL SALES CO, L	19/WY/5	S	66,858.66		0.147		-		0.069	
(2)	COAL SALES, LLC	19/WY/5	S	30,049.39		0.149		-		(0.008)	

EDITED COPY

MONTHLY REPORT OF COST AND QUALITY OF COAL FOR ELECTRIC PLANTS
 DETAILED TRANSPORTATION INVOICE INFORMATION


1. Reporting Month: **April** Year: **2016**
 2. Reporting Company: **FLORIDA POWER & LIGHT COMPANY**
 3. Plant Name: **R.W.SCHERER**

4. Name, Title & Telephone Number of Contact Person Concerning Data
 Submitted on this Form: Terry Keith
 (305) 552-4334
 5. Signature of Official Submitting Report: *Terry Keith*
 6. Date Completed: 30-Jun-16

Line No. (a)	Supplier Name (b)	Mine Location (c)	Shipping Point (d)	Transport Mode (e)	Tons (f)	Effective Purchase Price (\$/Ton) (g)	Additional Shorthaul & Loading Charges (\$/Ton) (h)	Rail Charges		Waterborne Charges				Other Related Charges (\$/Ton) (o)	Total Transportation Charges (\$/Ton) (p)	FOB Plant Price (\$/Ton) (q)
								Rail Rate (\$/Ton) (i)	Other Rail Charges (\$/Ton) (j)	River Barge Rate (\$/Ton) (k)	Trans-loading Rate (\$/Ton) (l)	Ocean Barge Rate (\$/Ton) (m)	Other Water Charges (\$/Ton) (n)			
(1)	ARCH COAL SALES CO.	19/WY/5	THUNDER JCT. W	UR	13,230.67	-	-	-	-	-	-	-	-	-	-	43.817
(2)	ALPHA COAL SALES CO	19/WY/5	EAGLE BUTTE JC	UR	66,858.66	-	-	-	-	-	-	-	-	-	-	38.797
(2)	COAL SALES, LLC	19/WY/5	NARM JCT., WY	UR	30,049.39	-	-	-	-	-	-	-	-	-	-	37.965

EDITED COPY

MONTHLY REPORT OF COST AND QUALITY OF FUEL OIL FOR ELECTRIC PLANTS
ORIGIN, VOLUME, DELIVERED PRICE AND AS RECEIVED QUANTITY

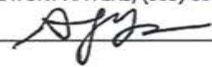
1. REPORTING MONTH: JUN YEAR: 2016
2. REPORTING COMPANY: FLORIDA POWER & LIGHT COMPANY
3. NAME, TITLE, TELEPHONE NUMBER OF CONTACT PERSON CONCERNING DATA
SUBMITTED ON THIS FORM: TERRY KEITH, REGULATORY AFFAIRS, (305)-552-4334
4. SIGNATURE OF OFFICIAL SUBMITTING REPORT: 
5. DATE COMPLETED: 07/29/2016

LINE NO	PLANT	SUPPLIER	SHIPPING POINT	PURCHASE TYPE	DELIVERY LOCATION	DELIVERY DATE	TYPE OIL	SULFUR (%)	BTU CONTENT (BTU / GAL)	VOLUME (BBLS)	PRICE (\$/BBL)
1	LAUDERDALE GT S		NA-TRUCK DELIVERY			06/13/2016	F03	N/A	N/A	333	72.4829
2	FT. MYERS	APEC	NA-TRUCK DELIVERY			06/02/2016	F03	N/A	N/A	1758	70.7906
3	LAUDERDALE GT S	VALERO	NA-TRUCK DELIVERY			06/20/2016	F03	N/A	N/A	4008	77.0474
4	LAUDERDALE GT S	VALERO	NA-TRUCK DELIVERY			06/27/2016	F03	N/A	N/A	25832	67.2901
5	MANATEE		NA-TRUCK DELIVERY	STC		06/09/2016	PRO	N/A	N/A	4	49.5700
6	MANATEE		NA-TRUCK DELIVERY	STC		06/30/2016	PRO	N/A	N/A	3	46.3000
7	TURKEY POINT	AMERIGAS	NA-TRUCK DELIVERY	STC		06/01/2016	PRO	N/A	N/A	4	120.7175

MONTHLY REPORT OF COST AND QUALITY OF FUEL OIL FOR ELECTRIC PLANTS
 DETAIL OF INVOICE AND TRANSPORTATION CHARGES

FPSC FORM NO. 423-1 (a)

1. REPORTING MONTH: JUN YEAR: 2016
 2. REPORTING COMPANY: FLORIDA POWER LIGHT COMPANY

3. NAME, TITLE TELEPHONE NUMBER OF CONTACT PERSON CONCERNING DATA
 SUBMITTED ON THIS FORM: TERRY KEITH, REGULATORY AFFAIRS, (305)-552-4334
 4. SIGNATURE OF OFFICIAL SUBMITTING REPORT: 
 5. DATE COMPLETED: 07/29/2016

(A)	(B)	(C)	(D)	(E)	(F)	(G)	(H)	(I)	(J)	(K)	(L)	(M)	(N)	(O)	(P)	(Q)	(R)
LINE NO.	PLANT	SUPPLIER	DELIVERY LOCATION	DELIVERY DATE	TYPE OIL	VOLUME (BBL)	INVOICE PRICE (\$/BBL)	INVOICE AMOUNT (\$)	DISCOUNT (\$)	NET AMOUNT (\$)	NET PRICE (\$/BBL)	QUALITY ADJUST. (\$/BBL)	EFFECTIVE PUR PRICE (\$/BBL)	TRANSP TO TERM (\$/BBL)	ADDITIONAL TRANS CHGS (\$/BBL)	OTHER CHGS (\$/BBL)	DELIVERED PRICE (\$/BBL)
1	GFL			06/13/2016	F03							0.0000	72.4829	0.0000			72.4829
2	PFM	APEC		06/02/2016	F03												70.7906
3	GFL	VALERO		06/20/2016	F03												77.0474
4	GFL	VALERO		06/27/2016	F03												67.2901
5	PMT			06/09/2016	PRO												49.5700
6	PMT			06/30/2016	PRO												46.3000
7	PTF	AMERIGAS		06/01/2016	PRO												120.7175

EDITED COPY

MONTHLY REPORT OF COST AND QUALITY OF COAL FOR ELECTRIC PLANTS
ORIGIN, TONNAGE, DELIVERED PRICE AND AS RECEIVED QUALITY

1. Report for Month/Year: **June 2016**

4. Name, Title & Telephone Number of Contact
Person Concerning Date Submitted on this Form:

Terry Keith (305-552-4334)

2. Reporting Company: **Florida Power & Light**

5. Signature of Official Submitting Report:

Zen Brockway

3. Plant Name: **St. Johns River Power Park (SJRPP)**

6. Date Completed:

July 7, 2016

As Received Coal Quality

Line No.	Supplier Name	Mine Location	Purchase Type	Transportation Mode	Tons	Effective Purchase Price (\$/Ton)	Total Trans Cost (\$/Ton)	FOB Plant Price (\$/Ton)	Sulfur Content (%)	Btu Content (Btu/lb)	Ash Content (%)	Moisture Content (%)
(a)	(b)	(c)	(d)	(e)	(f)	(g)	(h)	(i)	(j)	(k)	(l)	(m)
1.	COAL MARKETING COMPANY	IM,999	LTC	OC	12,765			61.39	0.64	10,674	14.37	11.25
2.	SUNRISE COAL, LLC	IN,021	LTC	UR	2,693			90.07	0.82	11,370	7.28	15.55

EDITED COPY

MONTHLY REPORT OF COST AND QUALITY OF COAL FOR ELECTRIC PLANTS
 DETAIL OF INVOICE PURCHASE PRICE

1. Report for Month/Year: **June 2016**

4. Name, Title & Telephone Number of Contact

Person Concerning Date Submitted on this Form: **Terry Keith (305-552-4334)**

2. Reporting Company: **Florida Power & Light**

5. Signature of Official Submitting Report:

3. Plant Name: **St. Johns River Power Park (SJRPP)**

6. Date Completed:

July 7, 2016

Line No.	Supplier Name	Mine Location	Purchase Type	Tons	FOB Mine Price (\$/Ton)	Short Haul & Loading Charge	Original Invoice Price (\$/Ton)	Retro-active Price Increases (\$/Ton)	Base Price (\$/Ton)	Quality Adjustments (\$/Ton)	Effective Purchase Price (\$/Ton)
(a)	(b)	(c)	(d)	(e)	(f)	(g)	(h)	(i)	(j)	(k)	(l)
1.	COAL MARKETING COMPANY	IM,999	LTC	12,765		0.00		0.00		0.00	
2.	SUNRISE COAL, LLC	IN,021	LTC	2,693		0.00		0.00		0.00	

EDITED COPY

MONTHLY REPORT OF COST AND QUALITY OF COAL FOR ELECTRIC PLANTS
 DETAIL OF TRANSPORTATION CHARGES

1. Report for Month/Year: **June 2016**


4. Name, Title & Telephone Number of Contact

Person Concerning Date Submitted on this Form:

Terry Keith (305-552-4334)

2. Reporting Company: **Florida Power & Light**

5. Signature of Official Submitting Report:



3. Plant Name: **St. Johns River Power Park (SJRPP)**

6. Date Completed:

July 7, 2016

Line No.	Supplier Name	Mine Location	Shipping Point	Transportation Mode	Tons	Effective Purchase Price (\$/Ton)	Short Haul & Loading Charge (\$/Ton)	Rail Charges		Waterborne Charges					Total Transport Charges (\$/Ton)	FOB Plant Price (\$/Ton)
								Rail Rate (\$/Ton)	Other Rail Charges (\$/Ton)	River Barge Rate (\$/Ton)	Trans-loading Rate (\$/Ton)	Ocean Barge Rate (\$/Ton)	Other Water Charges (\$/Ton)	Related Charges (\$/Ton)		
(a)	(b)	(c)	(d)	(e)	(f)	(g)	(h)	(i)	(j)	(k)	(l)	(m)	(n)	(o)	(p)	(q)
1.	COAL MARKETING COMPANY	IM,999	El Cerrejon	OC	12,765		0.00		0.00	0.00	0.00	0.00	0.00	0.00		61.39
2.	SUNRISE COAL, LLC	IN,021	Ace in the Hole	UR	2,693		0.00		0.00	0.00	0.00	0.00	0.00	0.00		90.07

EDITED COPY

**MONTHLY REPORT OF COST AND QUALITY OF COAL FOR ELECTRIC PLANTS
ORIGIN, TONNAGE, DELIVERED PRICE, AND AS RECEIVED QUALITY**

1. Reporting Month: **May** Year: **2016**
 2. Reporting Company: **FLORIDA POWER & LIGHT COMPANY**
 3. Plant Name: **R.W.SCHERER**

4. Name, Title & Telephone Number of Contact Person Concerning Data
 Submitted on this Form: Terry Keith
 (305) 552-4334

5. Signature of Official Submitting Report:



6. Date Completed: **08-Aug-16**

<u>Line No.</u> (a)	<u>Supplier Name</u> (b)	<u>Mine Location</u> (c)	<u>Purchase Type</u> (d)	<u>Transport Mode</u> (e)	<u>Tons</u> (f)	<u>Purchase Price (\$/Ton)</u> (g)	<u>Effective Transport Charges (\$/Ton)</u> (h)	<u>Total FOB Plant Price (\$/Ton)</u> (i)	<u>Sulfur Content (%)</u> (j)	<u>Btu Content (Btu/lb)</u> (k)	<u>Ash Content (%)</u> (l)	<u>Moisture Content (%)</u> (m)
(1)	ARCH COAL SALES CO, INC	19/WY/5	S	UR	7,944.31			43.777	0.29	8,882	4.56	27.32
(2)	ALPHA COAL SALES CO, LI	19/WY/5	S	UR	79,387.89			38.723	0.36	8,303	4.63	30.62
(2)	COAL SALES, LLC	19/WY/5	S	UR	34,688.84			38.073	0.24	8,786	4.29	27.34

EDITED COPY

**MONTHLY REPORT OF COST AND QUALITY OF COAL FOR ELECTRIC PLANTS
DETAILED PURCHASED COAL INVOICE INFORMATION**

1. Reporting Month: **May** Year: **2016**
 2. Reporting Company: **FLORIDA POWER & LIGHT COMPANY**
 3. Plant Name: **R.W.SCHERER**

4. Name, Title & Telephone Number of Contact Person Concerning Data
 Submitted on this Form: Terry Keith
 (305) 552-4334

5. Signature of Official Submitting Report:



6. Date Completed: **08-Aug-16**

<u>Line No.</u> (a)	<u>Supplier Name</u> (b)	<u>Mine Location</u> (c)	<u>Purch. Type</u> (d)	<u>Tons</u> (e)	<u>FOB Mine Price (\$/Ton)</u> (f)	<u>Shorthaul & Loading Charges (\$/Ton)</u> (g)	<u>Original Invoice Price (\$/Ton)</u> (h)	<u>Retroactive Price Increase (\$/Ton)</u> (i)	<u>Base Price (\$/Ton)</u> (j)	<u>Quality Adjustments (\$/Ton)</u> (k)	<u>Effective Purchase Price (\$/Ton)</u> (l)
(1)	ARCH COAL SALES CO, IN	19/WY/5	S	7,944.31		0.161		-		0.053	
(2)	ALPHA COAL SALES CO, L	19/WY/5	S	79,387.89		0.147		-		(0.075)	
(2)	COAL SALES, LLC	19/WY/5	S	34,688.84		0.149		-		0.010	

EDITED COPY

MONTHLY REPORT OF COST AND QUALITY OF COAL FOR ELECTRIC PLANTS
 DETAILED TRANSPORTATION INVOICE INFORMATION

1. Reporting Month: **May** Year: **2016**
 2. Reporting Company: **FLORIDA POWER & LIGHT COMPANY**
 3. Plant Name: **R.W.SCHERER**

4. Name, Title & Telephone Number of Contact Person Concerning Data
 Submitted on this Form: Terry Keith
 (305) 552-4334

5. Signature of Official Submitting Report:

6. Date Completed: **08-Aug-16**

Line No. (a)	Supplier Name (b)	Mine Location (c)	Shipping Point (d)	Transport Mode (e)	Tons (f)	Effective Purchase Price (\$/Ton) (g)	Additional Shorthaul & Loading Charges (\$/Ton) (h)	Rail Charges		Waterborne Charges				Other Related Charges (\$/Ton) (o)	Total Transportation Charges (\$/Ton) (p)	FOB Plant Price (\$/Ton) (q)
								Rail Rate (\$/Ton) (i)	Other Rail Charges (\$/Ton) (j)	River Barge Rate (\$/Ton) (k)	Trans-loading Rate (\$/Ton) (l)	Ocean Barge Rate (\$/Ton) (m)	Other Water Charges (\$/Ton) (n)			
(1)	ARCH COAL SALES CO,	19/WY/5	THUNDER JCT, W	UR	7,944.31	-	-	-	-	-	-	-	-	-	-	43.777
(2)	ALPHA COAL SALES CO	19/WY/5	EAGLE BUTTE JC	UR	79,387.89	-	-	-	-	-	-	-	-	-	-	38.723
(2)	COAL SALES, LLC	19/WY/5	NARM JCT., WY	UR	34,688.84	-	-	-	-	-	-	-	-	-	-	38.073

EDITED COPY

CERTIFICATE OF SERVICE

Docket No. 160001-EI

I, THE UNDERSIGNED COUNSEL, HEREBY CERTIFY that copies of Florida Power & Light Company form 423-1(a) for the months of April, May and June 2016; St. Johns River Power Park forms 423-2, 423-2(a), and 423-2(b) for the months of April, May and June 2016; copies of Plant Scherer forms 423-2, 423-2(a), and 423-2(b) for the months of March, April and May 2016 have been served via electronic mail to the parties listed below this 11th day of August, 2016.

Danijela Janjic, Esq.
Suzanne Brownless, Esq.
Division of Legal Services
Florida Public Service Commission
2540 Shumard Oak Blvd.
Tallahassee, Florida 32399-0850
djanjic@psc.state.fl.us
sbrownle@psc.state.fl.us

Andrew Maurey
Michael Barrett
Division of Accounting and Finance
Florida Public Service Commission
2540 Shumard Oak Blvd.
Tallahassee, Florida 32399-0850
amaurey@psc.state.fl.us
mbarrett@psc.state.fl.us

Beth Keating, Esq.
Gunster Law Firm
Attorneys for Florida Public Utilities Corp.
215 South Monroe St., Suite 601
Tallahassee, Florida 32301-1804
bkeating@gunster.com

Dianne M. Triplett, Esq.
Attorneys for Duke Energy Florida
299 First Avenue North
St. Petersburg, Florida 33701
dianne.triplett@duke-energy.com

James D. Beasley, Esq.
J. Jeffrey Wahlen, Esq.
Ashley M. Daniels, Esq.
Ausley & McMullen
Attorneys for Tampa Electric Company
P.O. Box 391
Tallahassee, Florida 32302
jbeasley@ausley.com
jwahlen@ausley.com
adaniels@ausley.com

Jeffrey A. Stone, Esq.
Russell A. Badders, Esq.
Steven R. Griffin, Esq.
Beggs & Lane
Attorneys for Gulf Power Company
P.O. Box 12950
Pensacola, Florida 32591-2950
jas@beggslane.com
rab@beggslane.com
srg@beggslane.com

Robert Scheffel Wright, Esq.
John T. LaVia, III, Esq.
Gardner, Bist, Wiener, et al
Attorneys for Florida Retail Federation
1300 Thomaswood Drive
Tallahassee, Florida 32308
schef@gbwlegal.com
jlavia@gbwlegal.com

James W. Brew, Esq. .
Laura A. Wynn, Esq.
Attorneys for PCS Phosphate - White Springs
Stone Mattheis Xenopoulos & Brew, PC
1025 Thomas Jefferson Street, NW
Eighth Floor, West Tower
Washington, DC 20007-5201
jbrew@smxblaw.com
laura.wynn@smxblaw.com

Robert L. McGee, Jr.
Gulf Power Company
One Energy Place
Pensacola, Florida 32520
rlmcgee@southernco.com


Matthew R. Bernier, Esq.
Duke Energy Florida
106 East College Avenue, Suite 800
Tallahassee, Florida 32301
matthew.bernier@duke-energy.com

J. R. Kelly, Esq.
Patricia Christensen, Esq.
Charles Rehwinkel, Esq.
Office of Public Counsel
c/o The Florida Legislature
111 West Madison Street, Room 812
Tallahassee, Florida 32399
kelly.jr@leg.state.fl.us
christensen.patty@leg.state.fl.us
rehwinkel.charles@leg.state.fl.us

Mike Cassel, Director/Regulatory and
Governmental Affairs
Florida Public Utilities Company
911 South 8th Street
Fernandina Beach, Florida 32034
mcassel@fpuc.com

Paula K. Brown, Manager
Tampa Electric Company
Regulatory Coordinator
Post Office Box 111
Tampa, Florida 33601-0111
regdept@tecoenergy.com

Jon C. Moyle, Esq.
Moyle Law Firm, P.A.
Attorneys for Florida Industrial Power
Users Group
118 N. Gadsden St.
Tallahassee, Florida 32301
jmoyle@moylelaw.com



John T. Butler