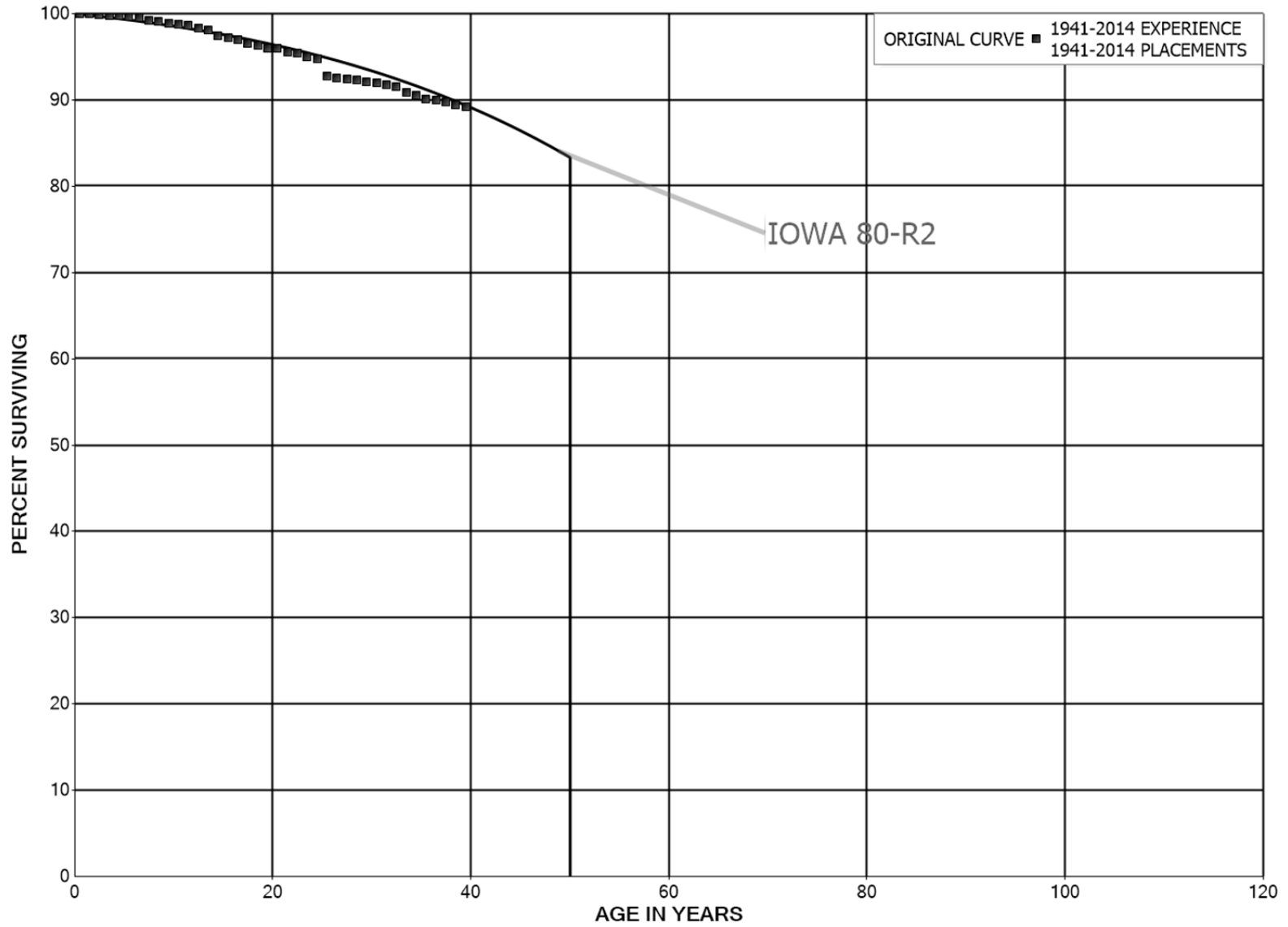


FLORIDA POWER AND LIGHT COMPANY
ACCOUNT 311 STRUCTURES AND IMPROVEMENTS
ORIGINAL AND SMOOTH SURVIVOR CURVES



FLORIDA POWER AND LIGHT COMPANY

ACCOUNT 311 STRUCTURES AND IMPROVEMENTS

ORIGINAL LIFE TABLE

PLACEMENT BAND 1941-2014			EXPERIENCE BAND 1941-2014		
AGE AT BEGIN OF INTERVAL	EXPOSURES AT BEGINNING OF AGE INTERVAL	RETIREMENTS DURING AGE INTERVAL	RETMT RATIO	SURV RATIO	PCT SURV BEGIN OF INTERVAL
0.0	780,120,717	8,880	0.0000	1.0000	100.00
0.5	774,634,198	840,047	0.0011	0.9989	100.00
1.5	759,367,050	735,262	0.0010	0.9990	99.89
2.5	683,824,728	523,469	0.0008	0.9992	99.79
3.5	819,219,828	185,734	0.0002	0.9998	99.72
4.5	763,322,434	748,008	0.0010	0.9990	99.69
5.5	739,820,232	868,415	0.0012	0.9988	99.60
6.5	741,417,609	2,639,624	0.0036	0.9964	99.48
7.5	712,863,024	723,670	0.0010	0.9990	99.13
8.5	659,753,907	1,004,318	0.0015	0.9985	99.03
9.5	618,294,401	936,035	0.0015	0.9985	98.87
10.5	661,201,971	1,033,867	0.0016	0.9984	98.72
11.5	596,412,465	2,026,638	0.0034	0.9966	98.57
12.5	591,687,058	1,048,152	0.0018	0.9982	98.24
13.5	588,595,141	4,256,054	0.0072	0.9928	98.06
14.5	586,254,447	1,385,432	0.0024	0.9976	97.35
15.5	600,276,499	844,194	0.0014	0.9986	97.12
16.5	574,893,151	2,638,424	0.0046	0.9954	96.99
17.5	568,435,270	1,618,608	0.0028	0.9972	96.54
18.5	561,511,376	1,650,050	0.0029	0.9971	96.27
19.5	596,861,519	436,499	0.0007	0.9993	95.98
20.5	527,359,664	2,430,284	0.0046	0.9954	95.91
21.5	474,517,640	531,435	0.0011	0.9989	95.47
22.5	468,879,486	1,876,752	0.0040	0.9960	95.36
23.5	441,523,458	1,126,304	0.0026	0.9974	94.98
24.5	440,373,214	9,418,981	0.0214	0.9786	94.74
25.5	422,353,075	1,117,120	0.0026	0.9974	92.71
26.5	412,984,222	475,203	0.0012	0.9988	92.47
27.5	367,191,431	473,092	0.0013	0.9987	92.36
28.5	361,426,670	533,628	0.0015	0.9985	92.24
29.5	368,103,317	705,336	0.0019	0.9981	92.11
30.5	362,433,094	678,952	0.0019	0.9981	91.93
31.5	348,105,816	904,310	0.0026	0.9974	91.76
32.5	345,316,435	2,667,968	0.0077	0.9923	91.52
33.5	325,724,324	1,158,913	0.0036	0.9964	90.81
34.5	112,055,671	550,889	0.0049	0.9951	90.49
35.5	111,297,926	119,172	0.0011	0.9989	90.04
36.5	108,130,944	233,958	0.0022	0.9978	89.95
37.5	100,867,051	395,516	0.0039	0.9961	89.75
38.5	36,975,300	114,732	0.0031	0.9969	89.40

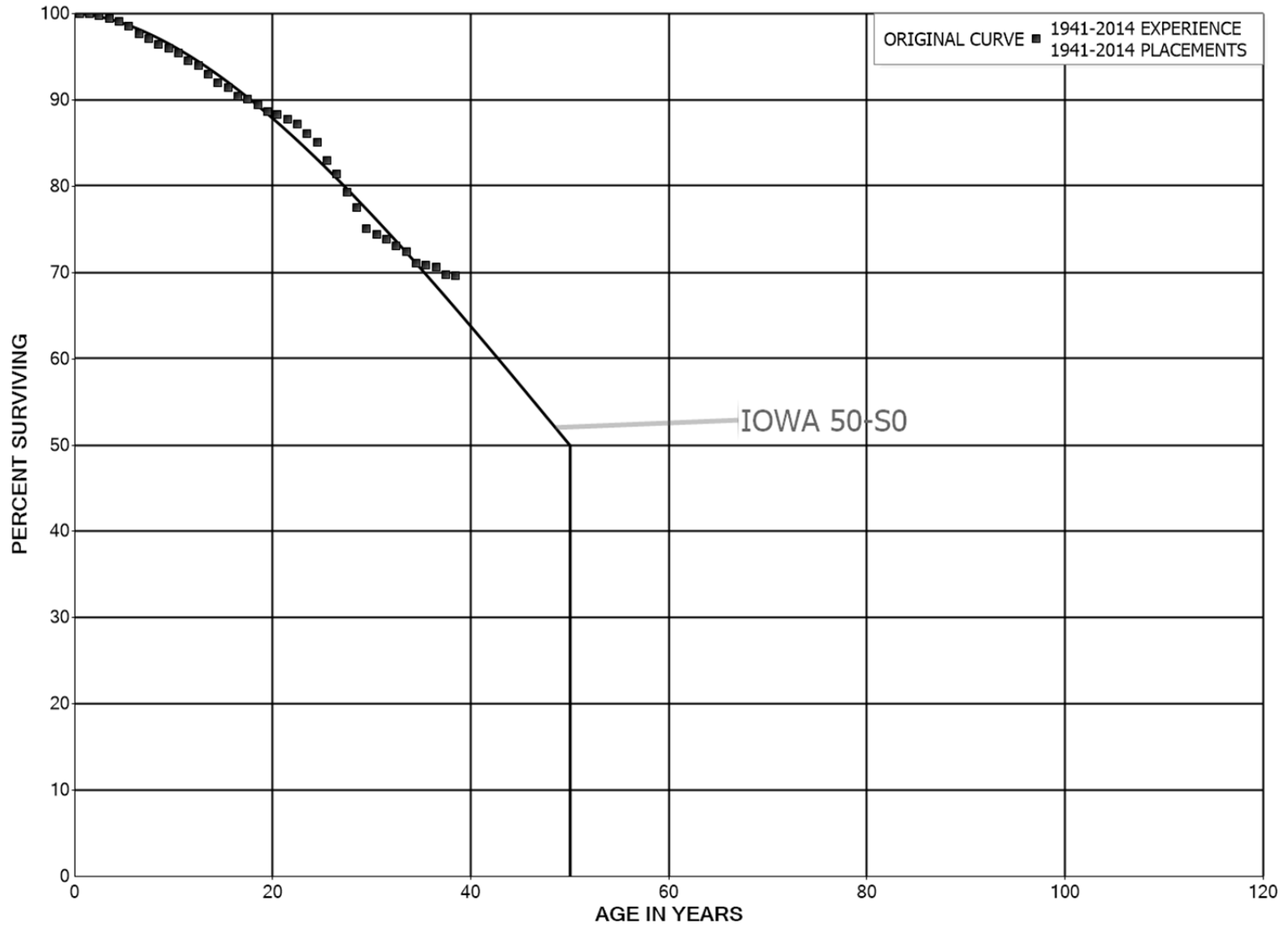
FLORIDA POWER AND LIGHT COMPANY

ACCOUNT 311 STRUCTURES AND IMPROVEMENTS

ORIGINAL LIFE TABLE, CONT.

PLACEMENT BAND 1941-2014			EXPERIENCE BAND 1941-2014			
AGE AT BEGIN OF INTERVAL	EXPOSURES AT BEGINNING OF AGE INTERVAL	RETIREMENTS DURING AGE INTERVAL	RETMT RATIO	SURV RATIO	PCT SURV BEGIN OF INTERVAL	
39.5	36,347,518	144,875	0.0040	0.9960	89.12	
40.5	35,361,041	355,274	0.0100	0.9900	88.77	
41.5	32,790,873	54,826	0.0017	0.9983	87.88	
42.5	28,776,112	18,432	0.0006	0.9994	87.73	
43.5	27,740,399	14,520	0.0005	0.9995	87.67	
44.5	25,345,571	79,118	0.0031	0.9969	87.63	
45.5	21,770,468	162,486	0.0075	0.9925	87.35	
46.5	21,530,756	330,609	0.0154	0.9846	86.70	
47.5	20,576,080	195,197	0.0095	0.9905	85.37	
48.5	14,399,398	14,905	0.0010	0.9990	84.56	
49.5	11,658,437	21,596	0.0019	0.9981	84.47	
50.5	11,327,967	239,451	0.0211	0.9789	84.32	
51.5	9,469,521	321,591	0.0340	0.9660	82.53	
52.5	7,028,185	3,686	0.0005	0.9995	79.73	
53.5	4,070,140		0.0000	1.0000	79.69	
54.5	3,953,576		0.0000	1.0000	79.69	
55.5	3,951,577	14,694	0.0037	0.9963	79.69	
56.5	3,936,884		0.0000	1.0000	79.39	
57.5	3,319,149	4,200	0.0013	0.9987	79.39	
58.5	2,509,793	699	0.0003	0.9997	79.29	
59.5	2,509,094		0.0000	1.0000	79.27	
60.5	1,978,555	362,948	0.1834	0.8166	79.27	
61.5	1,623,436		0.0000	1.0000	64.73	
62.5	867,955		0.0000	1.0000	64.73	
63.5	867,804		0.0000	1.0000	64.73	
64.5	22,685		0.0000	1.0000	64.73	
65.5	22,685		0.0000	1.0000	64.73	
66.5	22,685		0.0000	1.0000	64.73	
67.5	22,685		0.0000	1.0000	64.73	
68.5	22,685		0.0000	1.0000	64.73	
69.5	22,685		0.0000	1.0000	64.73	
70.5	22,685		0.0000	1.0000	64.73	
71.5	22,685		0.0000	1.0000	64.73	
72.5					64.73	

FLORIDA POWER AND LIGHT COMPANY
ACCOUNT 312 BOILER PLANT EQUIPMENT
ORIGINAL AND SMOOTH SURVIVOR CURVES



FLORIDA POWER AND LIGHT COMPANY

ACCOUNT 312 BOILER PLANT EQUIPMENT

ORIGINAL LIFE TABLE

PLACEMENT BAND 1941-2014			EXPERIENCE BAND 1941-2014		
AGE AT BEGIN OF INTERVAL	EXPOSURES AT BEGINNING OF AGE INTERVAL	RETIREMENTS DURING AGE INTERVAL	RETMT RATIO	SURV RATIO	PCT SURV BEGIN OF INTERVAL
0.0	2,645,858,063	109,432	0.0000	1.0000	100.00
0.5	2,527,106,835	1,573,482	0.0006	0.9994	100.00
1.5	2,465,320,902	4,006,683	0.0016	0.9984	99.93
2.5	2,217,889,293	8,926,239	0.0040	0.9960	99.77
3.5	2,155,958,721	6,332,891	0.0029	0.9971	99.37
4.5	1,929,019,895	11,626,944	0.0060	0.9940	99.08
5.5	1,888,368,141	16,136,402	0.0085	0.9915	98.48
6.5	1,899,276,511	10,308,182	0.0054	0.9946	97.64
7.5	1,727,969,866	12,848,377	0.0074	0.9926	97.11
8.5	1,546,661,287	7,720,931	0.0050	0.9950	96.39
9.5	1,497,884,355	8,684,887	0.0058	0.9942	95.91
10.5	1,474,511,057	12,465,859	0.0085	0.9915	95.35
11.5	1,440,745,248	9,725,753	0.0068	0.9932	94.54
12.5	1,430,563,473	14,892,267	0.0104	0.9896	93.91
13.5	1,387,287,093	13,736,950	0.0099	0.9901	92.93
14.5	1,367,359,719	8,618,149	0.0063	0.9937	92.01
15.5	1,352,729,675	15,854,665	0.0117	0.9883	91.43
16.5	1,319,999,162	4,539,171	0.0034	0.9966	90.36
17.5	1,274,920,806	9,286,693	0.0073	0.9927	90.05
18.5	1,232,583,949	10,237,572	0.0083	0.9917	89.39
19.5	1,216,014,685	5,660,339	0.0047	0.9953	88.65
20.5	1,129,295,867	7,060,592	0.0063	0.9937	88.23
21.5	878,642,078	5,531,453	0.0063	0.9937	87.68
22.5	866,278,284	10,208,201	0.0118	0.9882	87.13
23.5	757,117,016	9,455,274	0.0125	0.9875	86.10
24.5	710,369,518	17,535,607	0.0247	0.9753	85.03
25.5	679,917,475	12,908,800	0.0190	0.9810	82.93
26.5	593,052,329	15,030,215	0.0253	0.9747	81.36
27.5	479,471,586	10,825,308	0.0226	0.9774	79.29
28.5	459,144,289	14,128,184	0.0308	0.9692	77.50
29.5	454,539,655	4,095,051	0.0090	0.9910	75.12
30.5	449,796,096	3,587,885	0.0080	0.9920	74.44
31.5	442,101,215	4,937,408	0.0112	0.9888	73.85
32.5	436,242,833	3,541,370	0.0081	0.9919	73.02
33.5	331,314,752	6,182,772	0.0187	0.9813	72.43
34.5	225,742,783	632,122	0.0028	0.9972	71.08
35.5	228,392,295	890,142	0.0039	0.9961	70.88
36.5	227,005,343	2,965,118	0.0131	0.9869	70.60
37.5	182,720,852	272,934	0.0015	0.9985	69.68
38.5	122,293,383	1,035,762	0.0085	0.9915	69.58

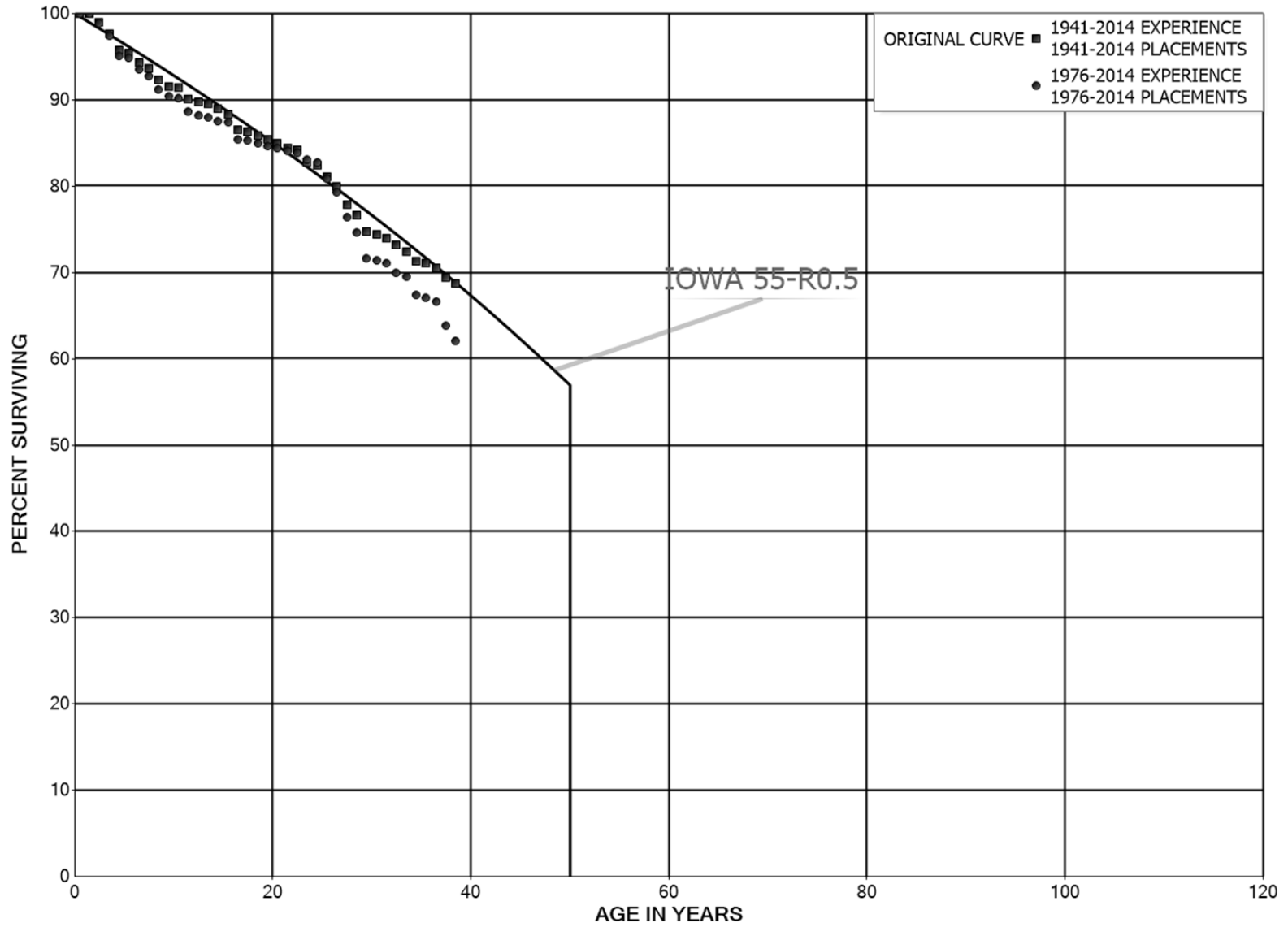
FLORIDA POWER AND LIGHT COMPANY

ACCOUNT 312 BOILER PLANT EQUIPMENT

ORIGINAL LIFE TABLE, CONT.

PLACEMENT BAND 1941-2014			EXPERIENCE BAND 1941-2014		
AGE AT BEGIN OF INTERVAL	EXPOSURES AT BEGINNING OF AGE INTERVAL	RETIREMENTS DURING AGE INTERVAL	RETMT RATIO	SURV RATIO	PCT SURV BEGIN OF INTERVAL
39.5	121,451,383	591,554	0.0049	0.9951	68.99
40.5	124,176,404	1,281,397	0.0103	0.9897	68.65
41.5	108,848,692	490,948	0.0045	0.9955	67.94
42.5	98,482,479	2,280,078	0.0232	0.9768	67.64
43.5	95,792,211	1,280,467	0.0134	0.9866	66.07
44.5	86,676,899	415,390	0.0048	0.9952	65.19
45.5	71,563,026	390,597	0.0055	0.9945	64.88
46.5	75,364,431	283,278	0.0038	0.9962	64.52
47.5	70,268,843	71,847	0.0010	0.9990	64.28
48.5	48,231,278	216,683	0.0045	0.9955	64.21
49.5	29,634,700	9,955	0.0003	0.9997	63.92
50.5	29,624,745	276,552	0.0093	0.9907	63.90
51.5	13,184,975	304,000	0.0231	0.9769	63.31
52.5	12,876,548	158,143	0.0123	0.9877	61.85
53.5	7,515,974		0.0000	1.0000	61.09
54.5	7,515,974		0.0000	1.0000	61.09
55.5	7,277,126		0.0000	1.0000	61.09
56.5	7,277,126		0.0000	1.0000	61.09
57.5	3,086,719		0.0000	1.0000	61.09
58.5	75,654		0.0000	1.0000	61.09
59.5	75,654		0.0000	1.0000	61.09
60.5					61.09

FLORIDA POWER AND LIGHT COMPANY
ACCOUNT 314 TURBOGENERATOR UNITS
ORIGINAL AND SMOOTH SURVIVOR CURVES



FLORIDA POWER AND LIGHT COMPANY

ACCOUNT 314 TURBOGENERATOR UNITS

ORIGINAL LIFE TABLE

PLACEMENT BAND 1941-2014			EXPERIENCE BAND 1941-2014		
AGE AT BEGIN OF INTERVAL	EXPOSURES AT BEGINNING OF AGE INTERVAL	RETIREMENTS DURING AGE INTERVAL	RETMT RATIO	SURV RATIO	PCT SURV BEGIN OF INTERVAL
0.0	972,979,445	51,951	0.0001	0.9999	100.00
0.5	953,422,911	717,425	0.0008	0.9992	99.99
1.5	929,732,640	8,929,399	0.0096	0.9904	99.92
2.5	932,332,770	12,392,236	0.0133	0.9867	98.96
3.5	869,217,774	17,491,265	0.0201	0.9799	97.64
4.5	812,035,034	2,353,359	0.0029	0.9971	95.68
5.5	810,400,145	9,362,689	0.0116	0.9884	95.40
6.5	794,236,234	6,180,739	0.0078	0.9922	94.30
7.5	731,937,677	10,090,234	0.0138	0.9862	93.57
8.5	659,772,923	5,270,341	0.0080	0.9920	92.28
9.5	632,408,054	1,185,337	0.0019	0.9981	91.54
10.5	633,612,943	9,262,546	0.0146	0.9854	91.37
11.5	606,029,437	2,097,829	0.0035	0.9965	90.03
12.5	598,581,014	1,696,391	0.0028	0.9972	89.72
13.5	594,024,989	3,351,449	0.0056	0.9944	89.47
14.5	590,623,020	4,450,474	0.0075	0.9925	88.96
15.5	592,150,660	11,702,850	0.0198	0.9802	88.29
16.5	569,043,328	1,421,475	0.0025	0.9975	86.55
17.5	554,001,606	3,180,303	0.0057	0.9943	86.33
18.5	533,979,980	2,934,515	0.0055	0.9945	85.83
19.5	536,044,647	2,743,410	0.0051	0.9949	85.36
20.5	491,744,827	2,959,032	0.0060	0.9940	84.93
21.5	384,916,347	1,155,946	0.0030	0.9970	84.41
22.5	361,842,317	6,135,047	0.0170	0.9830	84.16
23.5	317,954,958	1,220,222	0.0038	0.9962	82.73
24.5	325,730,778	5,163,024	0.0159	0.9841	82.42
25.5	305,672,358	4,314,296	0.0141	0.9859	81.11
26.5	277,047,226	7,559,369	0.0273	0.9727	79.97
27.5	241,392,232	3,793,226	0.0157	0.9843	77.78
28.5	235,295,200	5,663,236	0.0241	0.9759	76.56
29.5	241,722,510	1,026,008	0.0042	0.9958	74.72
30.5	234,621,368	1,345,880	0.0057	0.9943	74.40
31.5	228,786,330	2,619,423	0.0114	0.9886	73.97
32.5	224,681,767	2,278,820	0.0101	0.9899	73.13
33.5	190,948,936	2,898,987	0.0152	0.9848	72.39
34.5	154,763,798	451,697	0.0029	0.9971	71.29
35.5	157,297,345	1,162,640	0.0074	0.9926	71.08
36.5	155,707,521	2,572,353	0.0165	0.9835	70.55
37.5	137,625,384	1,217,212	0.0088	0.9912	69.39
38.5	107,079,305	1,327,249	0.0124	0.9876	68.77

FLORIDA POWER AND LIGHT COMPANY

ACCOUNT 314 TURBOGENERATOR UNITS

ORIGINAL LIFE TABLE, CONT.

PLACEMENT BAND 1941-2014			EXPERIENCE BAND 1941-2014		
AGE AT BEGIN OF INTERVAL	EXPOSURES AT BEGINNING OF AGE INTERVAL	RETIREMENTS DURING AGE INTERVAL	RETMT RATIO	SURV RATIO	PCT SURV BEGIN OF INTERVAL
39.5	105,709,189	885,110	0.0084	0.9916	67.92
40.5	100,377,356	1,390,968	0.0139	0.9861	67.35
41.5	91,589,029	361,676	0.0039	0.9961	66.42
42.5	82,387,577	2,559,287	0.0311	0.9689	66.16
43.5	78,270,433	413,365	0.0053	0.9947	64.10
44.5	70,664,744	385,157	0.0055	0.9945	63.76
45.5	59,512,646	420,208	0.0071	0.9929	63.42
46.5	59,093,268	804,983	0.0136	0.9864	62.97
47.5	58,083,347	70,554	0.0012	0.9988	62.11
48.5	37,817,791		0.0000	1.0000	62.04
49.5	23,418,926	13,732	0.0006	0.9994	62.04
50.5	23,249,945		0.0000	1.0000	62.00
51.5	9,119,995	3,872	0.0004	0.9996	62.00
52.5	8,928,323	120,117	0.0135	0.9865	61.97
53.5	3,691,059		0.0000	1.0000	61.14
54.5	3,691,059		0.0000	1.0000	61.14
55.5	3,597,586		0.0000	1.0000	61.14
56.5	3,597,586		0.0000	1.0000	61.14
57.5	2,632,237		0.0000	1.0000	61.14
58.5	16,899		0.0000	1.0000	61.14
59.5	16,899		0.0000	1.0000	61.14
60.5	4,320		0.0000	1.0000	61.14
61.5	8,641		0.0000	1.0000	61.14
62.5	4,320		0.0000	1.0000	61.14
63.5	4,320		0.0000	1.0000	61.14
64.5	4,320		0.0000	1.0000	61.14
65.5	4,320		0.0000	1.0000	61.14
66.5	4,320		0.0000	1.0000	61.14
67.5	4,320		0.0000	1.0000	61.14
68.5	4,320		0.0000	1.0000	61.14
69.5	4,320		0.0000	1.0000	61.14
70.5	4,320		0.0000	1.0000	61.14
71.5					61.14

FLORIDA POWER AND LIGHT COMPANY

ACCOUNT 314 TURBOGENERATOR UNITS

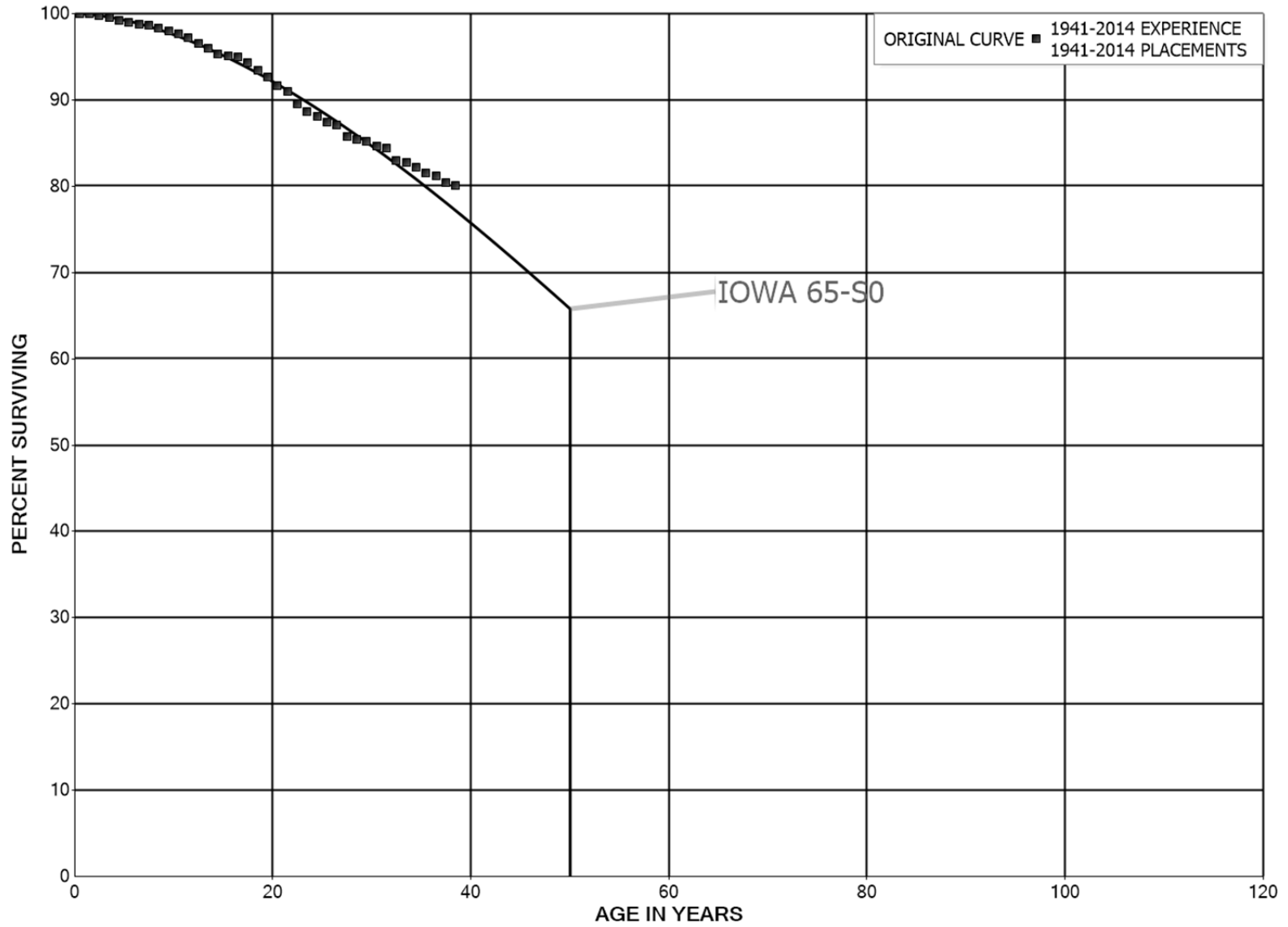
ORIGINAL LIFE TABLE

PLACEMENT BAND 1976-2014

EXPERIENCE BAND 1976-2014

AGE AT BEGIN OF INTERVAL	EXPOSURES AT BEGINNING OF AGE INTERVAL	RETIREMENTS DURING AGE INTERVAL	RETMT RATIO	SURV RATIO	PCT SURV BEGIN OF INTERVAL
0.0	863,530,265	50,901	0.0001	0.9999	100.00
0.5	843,974,781	583,090	0.0007	0.9993	99.99
1.5	820,418,844	8,911,028	0.0109	0.9891	99.93
2.5	823,037,346	12,390,181	0.0151	0.9849	98.84
3.5	759,924,404	17,489,358	0.0230	0.9770	97.35
4.5	702,743,571	2,331,880	0.0033	0.9967	95.11
5.5	704,368,206	9,359,462	0.0133	0.9867	94.80
6.5	688,198,049	6,144,186	0.0089	0.9911	93.54
7.5	625,946,841	9,994,652	0.0160	0.9840	92.70
8.5	553,879,077	5,256,808	0.0095	0.9905	91.22
9.5	532,264,368	1,146,576	0.0022	0.9978	90.35
10.5	533,508,018	9,261,012	0.0174	0.9826	90.16
11.5	505,926,045	2,096,495	0.0041	0.9959	88.60
12.5	498,478,957	1,455,475	0.0029	0.9971	88.23
13.5	494,163,848	2,704,777	0.0055	0.9945	87.97
14.5	491,408,551	806,225	0.0016	0.9984	87.49
15.5	496,580,439	11,032,605	0.0222	0.9778	87.35
16.5	474,131,279	798,614	0.0017	0.9983	85.40
17.5	458,835,049	1,874,262	0.0041	0.9959	85.26
18.5	439,661,189	1,549,223	0.0035	0.9965	84.91
19.5	408,721,744	1,173,321	0.0029	0.9971	84.61
20.5	363,519,517	1,538,942	0.0042	0.9958	84.37
21.5	290,952,716	734,471	0.0025	0.9975	84.01
22.5	267,318,806	2,514,655	0.0094	0.9906	83.80
23.5	220,374,059	732,756	0.0033	0.9967	83.01
24.5	215,869,796	4,908,502	0.0227	0.9773	82.74
25.5	207,226,293	4,123,259	0.0199	0.9801	80.86
26.5	178,419,754	6,366,228	0.0357	0.9643	79.25
27.5	146,405,964	3,558,677	0.0243	0.9757	76.42
28.5	140,290,182	5,549,065	0.0396	0.9604	74.56
29.5	134,225,146	387,775	0.0029	0.9971	71.61
30.5	131,198,529	597,369	0.0046	0.9954	71.41
31.5	128,159,716	2,079,365	0.0162	0.9838	71.08
32.5	124,726,450	662,998	0.0053	0.9947	69.93
33.5	92,612,226	2,810,756	0.0303	0.9697	69.56
34.5	55,026,493	336,553	0.0061	0.9939	67.44
35.5	54,641,634	378,169	0.0069	0.9931	67.03
36.5	54,250,526	2,235,922	0.0412	0.9588	66.57
37.5	28,115,610	786,164	0.0280	0.9720	63.82
38.5					62.04

FLORIDA POWER AND LIGHT COMPANY
ACCOUNT 315 ACCESSORY ELECTRIC EQUIPMENT
ORIGINAL AND SMOOTH SURVIVOR CURVES



FLORIDA POWER AND LIGHT COMPANY

ACCOUNT 315 ACCESSORY ELECTRIC EQUIPMENT

ORIGINAL LIFE TABLE

PLACEMENT BAND 1941-2014			EXPERIENCE BAND 1941-2014		
AGE AT BEGIN OF INTERVAL	EXPOSURES AT BEGINNING OF AGE INTERVAL	RETIREMENTS DURING AGE INTERVAL	RETMT RATIO	SURV RATIO	PCT SURV BEGIN OF INTERVAL
0.0	328,877,815	5,653	0.0000	1.0000	100.00
0.5	317,724,751	176,136	0.0006	0.9994	100.00
1.5	307,872,573	811,172	0.0026	0.9974	99.94
2.5	286,419,529	566,205	0.0020	0.9980	99.68
3.5	298,060,530	867,302	0.0029	0.9971	99.48
4.5	286,851,155	644,891	0.0022	0.9978	99.19
5.5	255,141,427	511,431	0.0020	0.9980	98.97
6.5	247,279,791	385,369	0.0016	0.9984	98.77
7.5	227,741,457	852,089	0.0037	0.9963	98.62
8.5	207,612,975	562,296	0.0027	0.9973	98.25
9.5	205,466,978	716,409	0.0035	0.9965	97.98
10.5	203,703,729	999,937	0.0049	0.9951	97.64
11.5	183,862,371	1,263,535	0.0069	0.9931	97.16
12.5	179,789,247	902,373	0.0050	0.9950	96.49
13.5	176,669,513	1,243,375	0.0070	0.9930	96.01
14.5	175,562,105	475,801	0.0027	0.9973	95.33
15.5	176,220,659	195,553	0.0011	0.9989	95.08
16.5	169,852,893	1,165,470	0.0069	0.9931	94.97
17.5	167,516,681	1,630,566	0.0097	0.9903	94.32
18.5	164,394,956	1,414,712	0.0086	0.9914	93.40
19.5	168,447,744	1,749,898	0.0104	0.9896	92.60
20.5	159,295,047	1,153,333	0.0072	0.9928	91.63
21.5	135,331,087	2,204,275	0.0163	0.9837	90.97
22.5	131,831,979	1,305,879	0.0099	0.9901	89.49
23.5	114,309,393	758,555	0.0066	0.9934	88.60
24.5	109,690,186	799,802	0.0073	0.9927	88.02
25.5	102,866,572	353,159	0.0034	0.9966	87.37
26.5	90,500,090	1,379,481	0.0152	0.9848	87.07
27.5	69,995,824	304,968	0.0044	0.9956	85.75
28.5	67,726,865	128,238	0.0019	0.9981	85.37
29.5	69,125,675	520,704	0.0075	0.9925	85.21
30.5	66,315,533	112,477	0.0017	0.9983	84.57
31.5	64,965,864	1,106,532	0.0170	0.9830	84.43
32.5	62,846,300	214,873	0.0034	0.9966	82.99
33.5	51,742,952	329,718	0.0064	0.9936	82.70
34.5	31,828,511	239,667	0.0075	0.9925	82.18
35.5	32,093,495	162,240	0.0051	0.9949	81.56
36.5	31,803,006	310,419	0.0098	0.9902	81.15
37.5	28,042,294	107,679	0.0038	0.9962	80.35
38.5	17,543,984	407,369	0.0232	0.9768	80.05

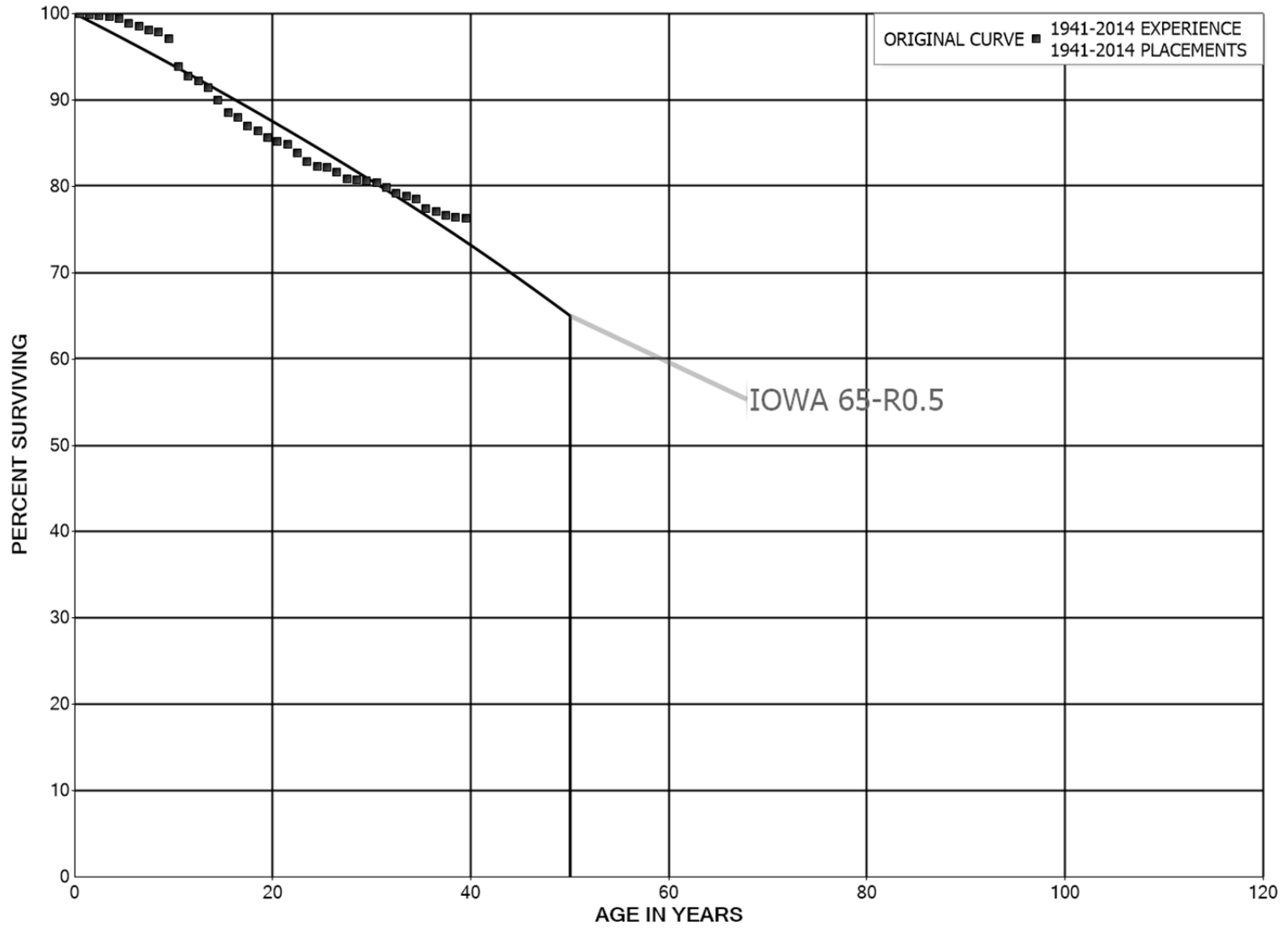
FLORIDA POWER AND LIGHT COMPANY

ACCOUNT 315 ACCESSORY ELECTRIC EQUIPMENT

ORIGINAL LIFE TABLE, CONT.

PLACEMENT BAND 1941-2014			EXPERIENCE BAND 1941-2014		
AGE AT BEGIN OF INTERVAL	EXPOSURES AT BEGINNING OF AGE INTERVAL	RETIREMENTS DURING AGE INTERVAL	RETMT RATIO	SURV RATIO	PCT SURV BEGIN OF INTERVAL
39.5	16,694,092	175,450	0.0105	0.9895	78.19
40.5	16,683,820	1,025,514	0.0615	0.9385	77.36
41.5	14,437,368	172,722	0.0120	0.9880	72.61
42.5	13,004,574	212,426	0.0163	0.9837	71.74
43.5	12,170,659	1,695,973	0.1393	0.8607	70.57
44.5	8,826,808	73,462	0.0083	0.9917	60.74
45.5	7,374,666	26,714	0.0036	0.9964	60.23
46.5	7,277,661	111,733	0.0154	0.9846	60.01
47.5	7,063,564	2,789	0.0004	0.9996	59.09
48.5	4,808,461	2,055	0.0004	0.9996	59.07
49.5	3,134,449		0.0000	1.0000	59.04
50.5	3,134,449		0.0000	1.0000	59.04
51.5	1,965,099		0.0000	1.0000	59.04
52.5	1,965,099	6,765	0.0034	0.9966	59.04
53.5	1,258,659		0.0000	1.0000	58.84
54.5	1,258,659		0.0000	1.0000	58.84
55.5	1,213,661		0.0000	1.0000	58.84
56.5	1,213,661		0.0000	1.0000	58.84
57.5	674,838		0.0000	1.0000	58.84
58.5	61,922		0.0000	1.0000	58.84
59.5	61,922		0.0000	1.0000	58.84
60.5	52,812		0.0000	1.0000	58.84
61.5	52,812		0.0000	1.0000	58.84
62.5	52,812		0.0000	1.0000	58.84
63.5	52,812		0.0000	1.0000	58.84
64.5					58.84

FLORIDA POWER AND LIGHT COMPANY
ACCOUNT 316 MISCELLANEOUS POWER PLANT EQUIPMENT
ORIGINAL AND SMOOTH SURVIVOR CURVES



FLORIDA POWER AND LIGHT COMPANY

ACCOUNT 316 MISCELLANEOUS POWER PLANT EQUIPMENT

ORIGINAL LIFE TABLE

PLACEMENT BAND 1941-2014			EXPERIENCE BAND 1941-2014		
AGE AT BEGIN OF INTERVAL	EXPOSURES AT BEGINNING OF AGE INTERVAL	RETIREMENTS DURING AGE INTERVAL	RETMT RATIO	SURV RATIO	PCT SURV BEGIN OF INTERVAL
0.0	73,798,722	30,395	0.0004	0.9996	100.00
0.5	72,419,699	55,174	0.0008	0.9992	99.96
1.5	66,538,542	108,292	0.0016	0.9984	99.88
2.5	61,283,036	80,123	0.0013	0.9987	99.72
3.5	61,446,873	145,062	0.0024	0.9976	99.59
4.5	51,781,495	266,770	0.0052	0.9948	99.35
5.5	49,141,102	190,179	0.0039	0.9961	98.84
6.5	44,816,631	174,283	0.0039	0.9961	98.46
7.5	42,353,498	98,258	0.0023	0.9977	98.08
8.5	36,482,603	300,005	0.0082	0.9918	97.85
9.5	35,257,195	1,148,716	0.0326	0.9674	97.05
10.5	36,568,841	450,941	0.0123	0.9877	93.88
11.5	35,392,999	209,974	0.0059	0.9941	92.73
12.5	33,493,225	287,636	0.0086	0.9914	92.18
13.5	32,369,161	492,902	0.0152	0.9848	91.38
14.5	32,531,014	519,667	0.0160	0.9840	89.99
15.5	33,005,054	243,298	0.0074	0.9926	88.55
16.5	32,153,128	367,560	0.0114	0.9886	87.90
17.5	31,380,134	169,587	0.0054	0.9946	86.90
18.5	31,059,087	280,482	0.0090	0.9910	86.43
19.5	29,402,938	144,524	0.0049	0.9951	85.65
20.5	27,744,578	118,856	0.0043	0.9957	85.23
21.5	24,540,065	281,535	0.0115	0.9885	84.86
22.5	23,762,646	299,408	0.0126	0.9874	83.89
23.5	21,581,254	142,661	0.0066	0.9934	82.83
24.5	21,852,287	26,445	0.0012	0.9988	82.28
25.5	21,300,898	148,817	0.0070	0.9930	82.18
26.5	19,033,252	175,147	0.0092	0.9908	81.61
27.5	15,815,683	17,125	0.0011	0.9989	80.86
28.5	14,733,977	19,225	0.0013	0.9987	80.77
29.5	14,731,348	47,365	0.0032	0.9968	80.67
30.5	14,194,949	95,352	0.0067	0.9933	80.41
31.5	14,008,416	129,450	0.0092	0.9908	79.87
32.5	13,692,850	58,979	0.0043	0.9957	79.13
33.5	11,640,684	49,374	0.0042	0.9958	78.79
34.5	8,527,308	119,533	0.0140	0.9860	78.45
35.5	8,488,251	35,033	0.0041	0.9959	77.35
36.5	8,347,589	44,511	0.0053	0.9947	77.03
37.5	6,403,756	22,707	0.0035	0.9965	76.62
38.5	3,130,708	2,192	0.0007	0.9993	76.35

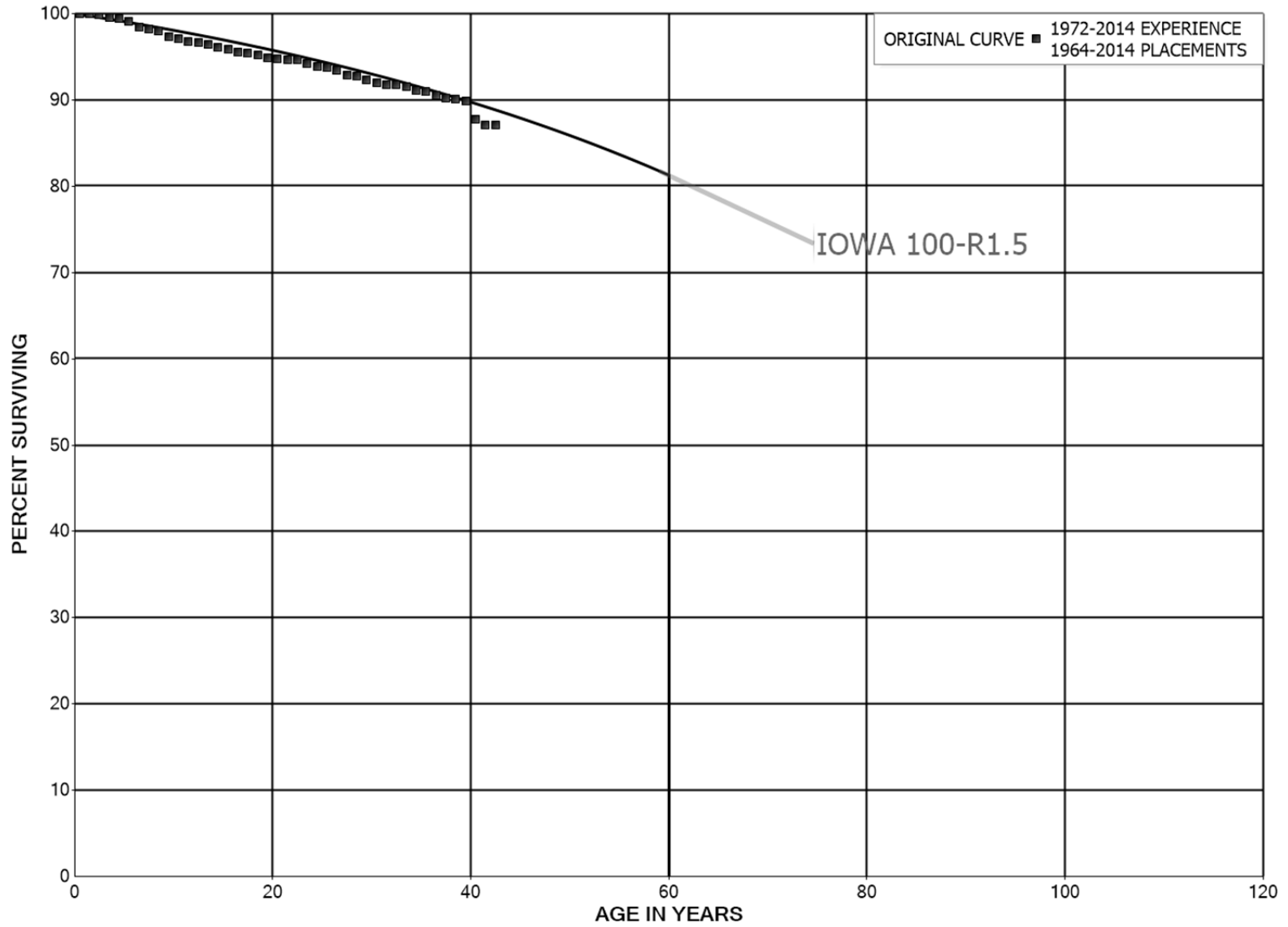
FLORIDA POWER AND LIGHT COMPANY

ACCOUNT 316 MISCELLANEOUS POWER PLANT EQUIPMENT

ORIGINAL LIFE TABLE, CONT.

PLACEMENT BAND 1941-2014			EXPERIENCE BAND 1941-2014			
AGE AT BEGIN OF INTERVAL	EXPOSURES AT BEGINNING OF AGE INTERVAL	RETIREMENTS DURING AGE INTERVAL	RETMT RATIO	SURV RATIO	PCT SURV BEGIN OF INTERVAL	
39.5	3,075,666	31,915	0.0104	0.9896	76.30	
40.5	3,024,578	5,648	0.0019	0.9981	75.51	
41.5	2,392,997	27,217	0.0114	0.9886	75.37	
42.5	2,149,903	7,220	0.0034	0.9966	74.51	
43.5	1,813,290	42	0.0000	1.0000	74.26	
44.5	1,813,060	84,460	0.0466	0.9534	74.26	
45.5	1,328,284	47,327	0.0356	0.9644	70.80	
46.5	1,593,824	713	0.0004	0.9996	68.27	
47.5	1,280,162	6,063	0.0047	0.9953	68.24	
48.5	870,271	26,490	0.0304	0.9696	67.92	
49.5	767,763		0.0000	1.0000	65.85	
50.5	759,086	250	0.0003	0.9997	65.85	
51.5	544,854	205	0.0004	0.9996	65.83	
52.5	528,262	17,641	0.0334	0.9666	65.81	
53.5	171,416		0.0000	1.0000	63.61	
54.5	165,882		0.0000	1.0000	63.61	
55.5	162,691		0.0000	1.0000	63.61	
56.5	162,191		0.0000	1.0000	63.61	
57.5	124,838		0.0000	1.0000	63.61	
58.5	57,462		0.0000	1.0000	63.61	
59.5	57,312		0.0000	1.0000	63.61	
60.5	57,312		0.0000	1.0000	63.61	
61.5	57,237		0.0000	1.0000	63.61	
62.5					63.61	

FLORIDA POWER AND LIGHT COMPANY
ACCOUNT 321 STRUCTURES AND IMPROVEMENTS
ORIGINAL AND SMOOTH SURVIVOR CURVES



FLORIDA POWER AND LIGHT COMPANY

ACCOUNT 321 STRUCTURES AND IMPROVEMENTS

ORIGINAL LIFE TABLE

PLACEMENT BAND 1964-2014

EXPERIENCE BAND 1972-2014

AGE AT BEGIN OF INTERVAL	EXPOSURES AT BEGINNING OF AGE INTERVAL	RETIREMENTS DURING AGE INTERVAL	RETMT RATIO	SURV RATIO	PCT SURV BEGIN OF INTERVAL
0.0	1,631,879,195	350	0.0000	1.0000	100.00
0.5	1,711,250,581	1,079,102	0.0006	0.9994	100.00
1.5	1,588,210,122	1,351,104	0.0009	0.9991	99.94
2.5	1,520,242,095	5,399,801	0.0036	0.9964	99.85
3.5	1,646,622,219	2,531,708	0.0015	0.9985	99.50
4.5	1,536,170,473	4,664,353	0.0030	0.9970	99.34
5.5	1,437,405,371	9,133,965	0.0064	0.9936	99.04
6.5	1,572,942,925	3,947,949	0.0025	0.9975	98.41
7.5	1,597,106,394	4,451,196	0.0028	0.9972	98.17
8.5	1,296,683,537	7,534,225	0.0058	0.9942	97.89
9.5	1,012,118,150	2,376,943	0.0023	0.9977	97.32
10.5	1,048,749,526	3,924,443	0.0037	0.9963	97.10
11.5	1,035,395,439	1,586,492	0.0015	0.9985	96.73
12.5	992,137,148	1,466,819	0.0015	0.9985	96.58
13.5	1,015,037,500	4,335,864	0.0043	0.9957	96.44
14.5	1,018,158,095	2,557,308	0.0025	0.9975	96.03
15.5	1,004,537,079	2,965,762	0.0030	0.9970	95.79
16.5	997,822,233	908,690	0.0009	0.9991	95.50
17.5	995,776,585	2,152,357	0.0022	0.9978	95.42
18.5	991,533,207	3,548,225	0.0036	0.9964	95.21
19.5	976,222,676	1,343,631	0.0014	0.9986	94.87
20.5	965,037,936	854,469	0.0009	0.9991	94.74
21.5	958,164,382	586,727	0.0006	0.9994	94.66
22.5	933,526,861	3,736,955	0.0040	0.9960	94.60
23.5	812,087,341	3,403,321	0.0042	0.9958	94.22
24.5	789,669,986	948,201	0.0012	0.9988	93.83
25.5	785,641,644	2,884,090	0.0037	0.9963	93.71
26.5	773,552,827	4,450,468	0.0058	0.9942	93.37
27.5	735,940,185	1,233,336	0.0017	0.9983	92.83
28.5	690,956,997	2,889,356	0.0042	0.9958	92.68
29.5	666,780,490	2,294,663	0.0034	0.9966	92.29
30.5	635,938,013	1,730,779	0.0027	0.9973	91.97
31.5	273,353,907	94,126	0.0003	0.9997	91.72
32.5	263,665,850	413,821	0.0016	0.9984	91.69
33.5	258,462,133	1,240,188	0.0048	0.9952	91.54
34.5	255,960,793	496,095	0.0019	0.9981	91.11
35.5	253,765,829	1,089,777	0.0043	0.9957	90.93
36.5	248,320,185	1,143,807	0.0046	0.9954	90.54
37.5	239,325,543	258,569	0.0011	0.9989	90.12
38.5	63,556,282	148,621	0.0023	0.9977	90.02

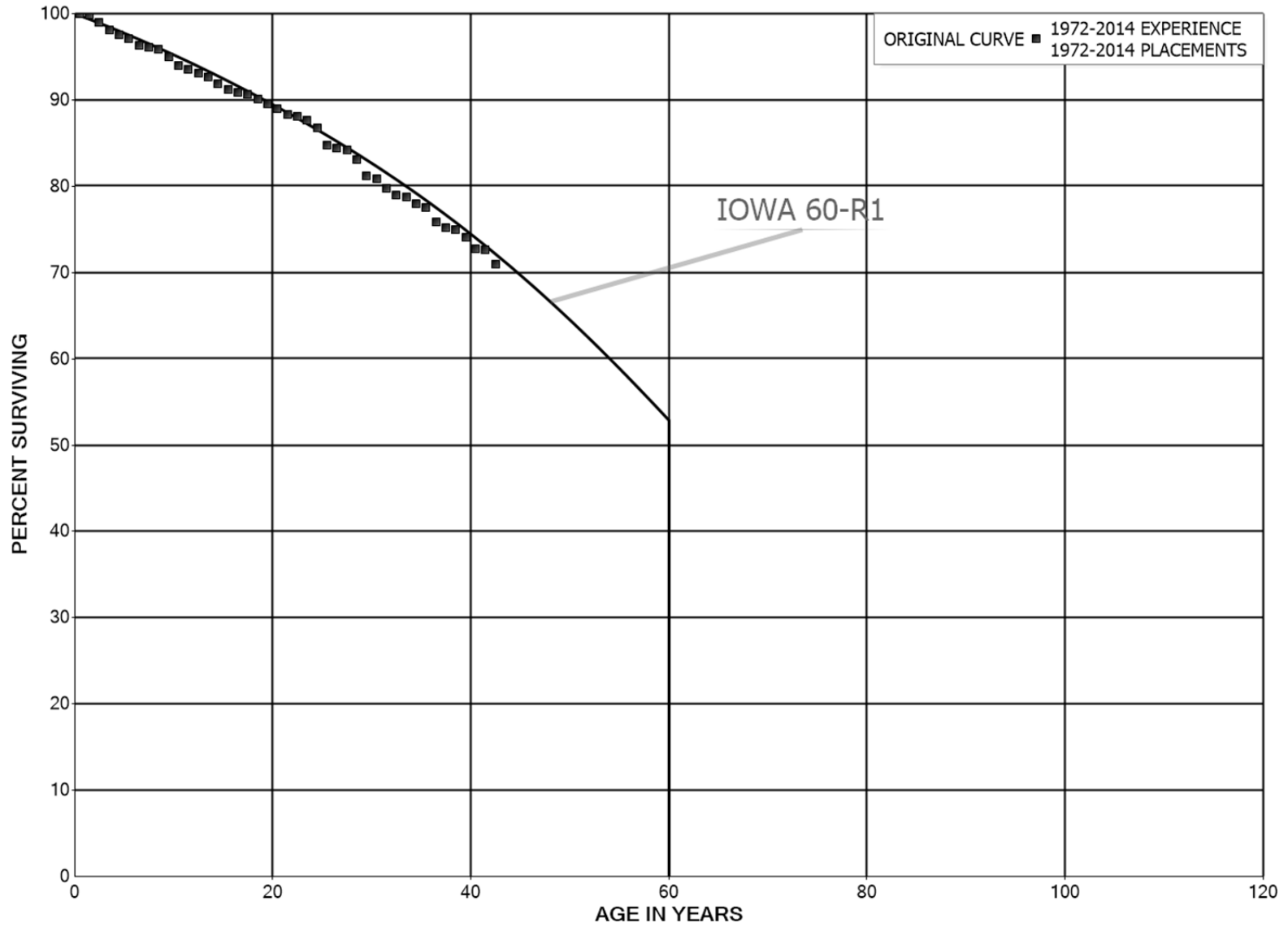
FLORIDA POWER AND LIGHT COMPANY

ACCOUNT 321 STRUCTURES AND IMPROVEMENTS

ORIGINAL LIFE TABLE, CONT.

PLACEMENT BAND 1964-2014			EXPERIENCE BAND 1972-2014		
AGE AT BEGIN OF INTERVAL	EXPOSURES AT BEGINNING OF AGE INTERVAL	RETIREMENTS DURING AGE INTERVAL	RETMT RATIO	SURV RATIO	PCT SURV BEGIN OF INTERVAL
39.5	62,827,611	1,480,349	0.0236	0.9764	89.81
40.5	61,065,096	468,835	0.0077	0.9923	87.70
41.5	24,316,975		0.0000	1.0000	87.02
42.5					87.02

FLORIDA POWER AND LIGHT COMPANY
ACCOUNT 322 REACTOR PLANT EQUIPMENT
ORIGINAL AND SMOOTH SURVIVOR CURVES



FLORIDA POWER AND LIGHT COMPANY

ACCOUNT 322 REACTOR PLANT EQUIPMENT

ORIGINAL LIFE TABLE

PLACEMENT BAND 1972-2014

EXPERIENCE BAND 1972-2014

AGE AT BEGIN OF INTERVAL	EXPOSURES AT BEGINNING OF AGE INTERVAL	RETIREMENTS DURING AGE INTERVAL	RETMT RATIO	SURV RATIO	PCT SURV BEGIN OF INTERVAL
0.0	3,426,836,381	328,406	0.0001	0.9999	100.00
0.5	3,389,728,467	6,855,415	0.0020	0.9980	99.99
1.5	3,116,474,517	27,830,382	0.0089	0.9911	99.79
2.5	2,436,250,310	19,437,941	0.0080	0.9920	98.90
3.5	2,722,194,056	16,605,951	0.0061	0.9939	98.11
4.5	2,429,062,883	11,297,090	0.0047	0.9953	97.51
5.5	2,161,256,354	16,156,276	0.0075	0.9925	97.06
6.5	2,120,496,868	6,141,982	0.0029	0.9971	96.33
7.5	2,173,704,436	5,299,522	0.0024	0.9976	96.05
8.5	1,953,543,299	18,423,521	0.0094	0.9906	95.82
9.5	1,549,770,955	16,637,072	0.0107	0.9893	94.91
10.5	1,490,618,621	6,964,216	0.0047	0.9953	93.89
11.5	1,481,400,535	6,317,502	0.0043	0.9957	93.46
12.5	1,442,378,894	6,506,720	0.0045	0.9955	93.06
13.5	1,431,569,962	13,239,896	0.0092	0.9908	92.64
14.5	1,417,320,869	10,086,006	0.0071	0.9929	91.78
15.5	1,397,375,607	4,929,179	0.0035	0.9965	91.13
16.5	1,390,543,330	3,357,416	0.0024	0.9976	90.81
17.5	1,282,086,315	7,514,248	0.0059	0.9941	90.59
18.5	1,270,897,160	7,863,588	0.0062	0.9938	90.06
19.5	1,258,682,429	8,506,781	0.0068	0.9932	89.50
20.5	1,243,274,207	8,469,588	0.0068	0.9932	88.89
21.5	1,224,542,493	3,021,900	0.0025	0.9975	88.29
22.5	1,194,554,354	6,302,104	0.0053	0.9947	88.07
23.5	1,169,655,654	11,875,720	0.0102	0.9898	87.61
24.5	1,134,669,726	26,648,791	0.0235	0.9765	86.72
25.5	988,337,352	3,836,551	0.0039	0.9961	84.68
26.5	964,574,476	1,682,161	0.0017	0.9983	84.35
27.5	912,160,134	12,010,383	0.0132	0.9868	84.20
28.5	872,537,568	19,869,696	0.0228	0.9772	83.10
29.5	827,959,662	4,274,476	0.0052	0.9948	81.20
30.5	773,238,048	10,067,279	0.0130	0.9870	80.78
31.5	289,033,873	2,811,564	0.0097	0.9903	79.73
32.5	209,852,125	725,036	0.0035	0.9965	78.96
33.5	194,040,870	1,802,868	0.0093	0.9907	78.68
34.5	189,775,775	1,051,331	0.0055	0.9945	77.95
35.5	187,355,142	4,020,230	0.0215	0.9785	77.52
36.5	180,604,794	1,700,574	0.0094	0.9906	75.86
37.5	170,443,305	534,704	0.0031	0.9969	75.14
38.5	53,248,193	600,837	0.0113	0.9887	74.91

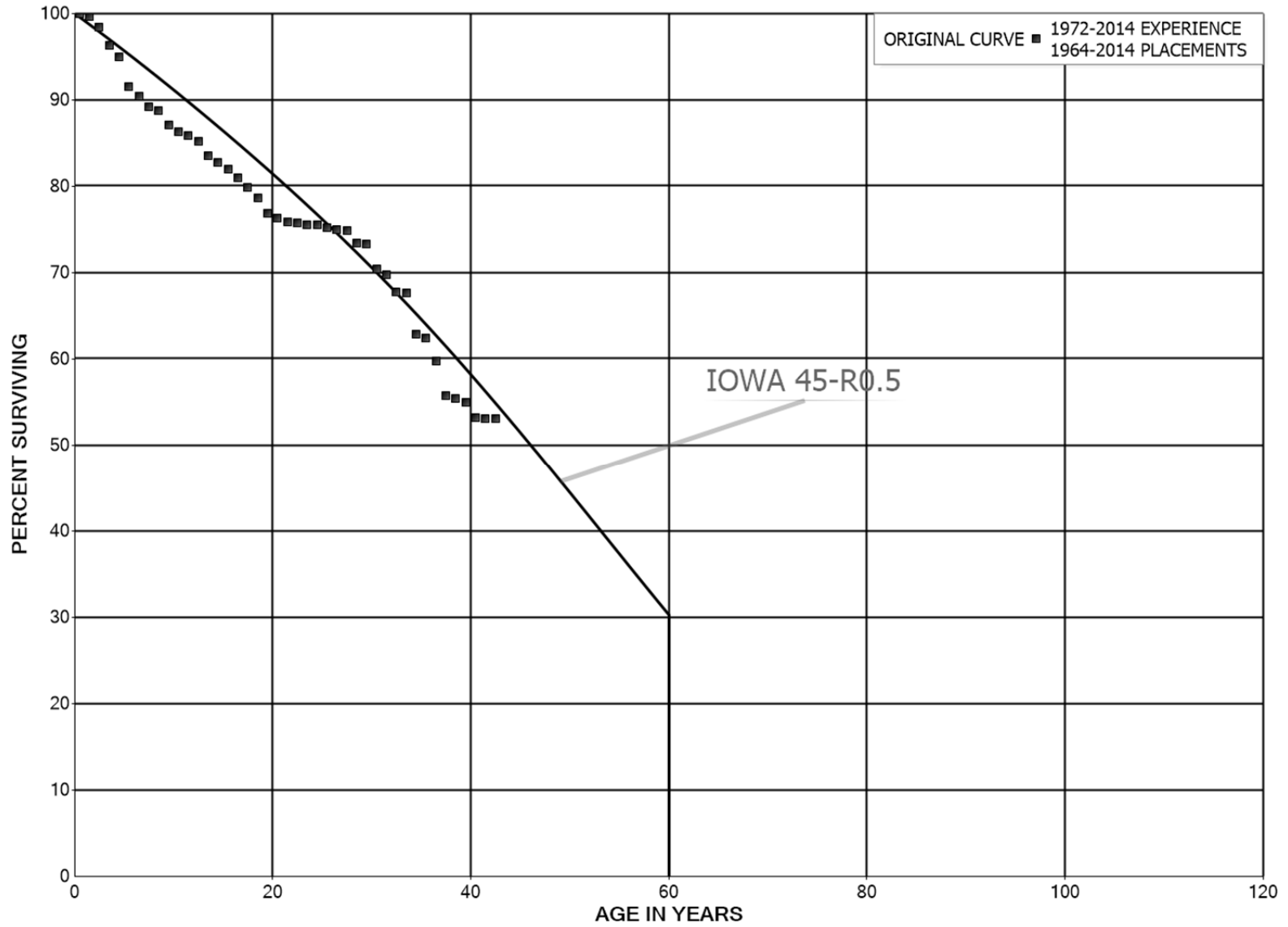
FLORIDA POWER AND LIGHT COMPANY

ACCOUNT 322 REACTOR PLANT EQUIPMENT

ORIGINAL LIFE TABLE, CONT.

PLACEMENT BAND 1972-2014			EXPERIENCE BAND 1972-2014		
AGE AT BEGIN OF INTERVAL	EXPOSURES AT BEGINNING OF AGE INTERVAL	RETIREMENTS DURING AGE INTERVAL	RETMT RATIO	SURV RATIO	PCT SURV BEGIN OF INTERVAL
39.5	49,940,194	884,503	0.0177	0.9823	74.06
40.5	49,055,455	106,324	0.0022	0.9978	72.75
41.5	25,458,181	585,756	0.0230	0.9770	72.59
42.5					70.92

FLORIDA POWER AND LIGHT COMPANY
ACCOUNT 323 TURBOGENERATOR UNITS
ORIGINAL AND SMOOTH SURVIVOR CURVES



FLORIDA POWER AND LIGHT COMPANY

ACCOUNT 323 TURBOGENERATOR UNITS

ORIGINAL LIFE TABLE

PLACEMENT BAND 1964-2014

EXPERIENCE BAND 1972-2014

AGE AT BEGIN OF INTERVAL	EXPOSURES AT BEGINNING OF AGE INTERVAL	RETIREMENTS DURING AGE INTERVAL	RETMT RATIO	SURV RATIO	PCT SURV BEGIN OF INTERVAL
0.0	2,513,995,552	8,988	0.0000	1.0000	100.00
0.5	2,506,003,398	8,681,970	0.0035	0.9965	100.00
1.5	1,940,566,306	24,560,065	0.0127	0.9873	99.65
2.5	739,504,842	15,833,731	0.0214	0.9786	98.39
3.5	704,094,674	10,060,473	0.0143	0.9857	96.29
4.5	604,008,152	21,777,676	0.0361	0.9639	94.91
5.5	571,154,550	6,715,729	0.0118	0.9882	91.49
6.5	568,749,885	7,778,530	0.0137	0.9863	90.41
7.5	605,509,401	2,768,687	0.0046	0.9954	89.18
8.5	540,296,240	10,664,245	0.0197	0.9803	88.77
9.5	460,072,499	3,573,646	0.0078	0.9922	87.02
10.5	478,466,886	2,606,975	0.0054	0.9946	86.34
11.5	473,198,889	3,973,371	0.0084	0.9916	85.87
12.5	429,012,604	8,004,364	0.0187	0.9813	85.15
13.5	423,823,637	4,247,536	0.0100	0.9900	83.56
14.5	417,816,089	3,691,039	0.0088	0.9912	82.72
15.5	412,261,024	5,280,263	0.0128	0.9872	81.99
16.5	402,902,861	5,709,593	0.0142	0.9858	80.94
17.5	395,144,565	5,642,586	0.0143	0.9857	79.79
18.5	379,667,837	8,992,473	0.0237	0.9763	78.65
19.5	365,969,893	2,246,650	0.0061	0.9939	76.79
20.5	359,200,964	2,322,919	0.0065	0.9935	76.32
21.5	366,456,767	755,590	0.0021	0.9979	75.83
22.5	337,742,084	766,076	0.0023	0.9977	75.67
23.5	320,729,166	187,000	0.0006	0.9994	75.50
24.5	315,587,757	1,178,654	0.0037	0.9963	75.45
25.5	313,355,722	928,146	0.0030	0.9970	75.17
26.5	312,462,218	412,172	0.0013	0.9987	74.95
27.5	236,924,994	4,771,951	0.0201	0.9799	74.85
28.5	184,557,493	282,776	0.0015	0.9985	73.34
29.5	177,513,568	6,815,569	0.0384	0.9616	73.23
30.5	168,802,376	1,706,410	0.0101	0.9899	70.42
31.5	102,521,966	2,974,338	0.0290	0.9710	69.71
32.5	97,020,521	89,220	0.0009	0.9991	67.69
33.5	97,320,364	6,901,168	0.0709	0.9291	67.62
34.5	79,081,434	507,973	0.0064	0.9936	62.83
35.5	72,863,734	3,131,183	0.0430	0.9570	62.42
36.5	68,036,727	4,577,241	0.0673	0.9327	59.74
37.5	54,546,138	305,968	0.0056	0.9944	55.72
38.5	16,567,426	133,336	0.0080	0.9920	55.41

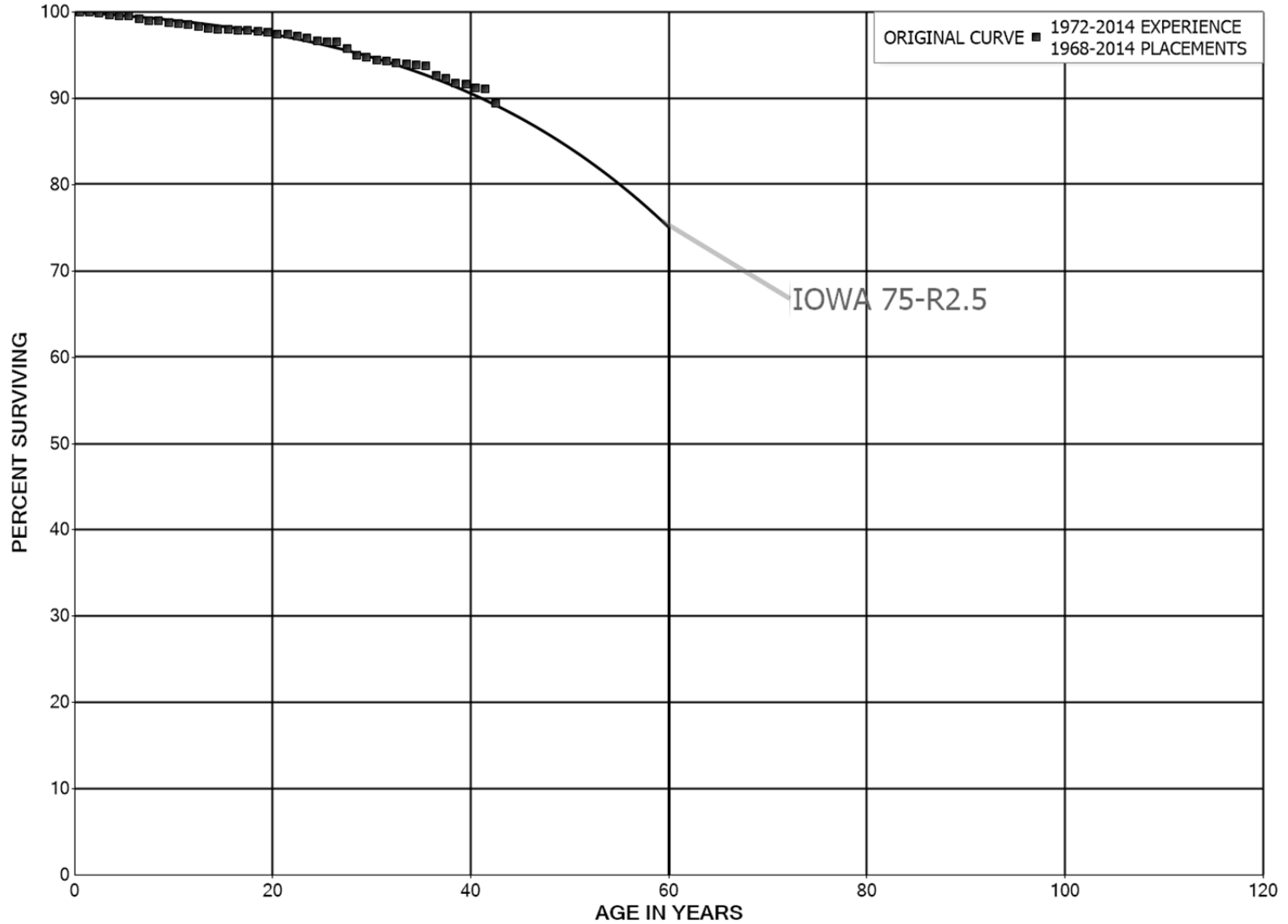
FLORIDA POWER AND LIGHT COMPANY

ACCOUNT 323 TURBOGENERATOR UNITS

ORIGINAL LIFE TABLE, CONT.

PLACEMENT BAND 1964-2014			EXPERIENCE BAND 1972-2014		
AGE AT BEGIN OF INTERVAL	EXPOSURES AT BEGINNING OF AGE INTERVAL	RETIREMENTS DURING AGE INTERVAL	RETMT RATIO	SURV RATIO	PCT SURV BEGIN OF INTERVAL
39.5	15,562,913	514,613	0.0331	0.9669	54.96
40.5	15,048,300	23,867	0.0016	0.9984	53.15
41.5	7,311,735	4,792	0.0007	0.9993	53.06
42.5					53.03

FLORIDA POWER AND LIGHT COMPANY
ACCOUNT 324 ACCESSORY ELECTRIC EQUIPMENT
ORIGINAL AND SMOOTH SURVIVOR CURVES



FLORIDA POWER AND LIGHT COMPANY

ACCOUNT 324 ACCESSORY ELECTRIC EQUIPMENT

ORIGINAL LIFE TABLE

PLACEMENT BAND 1968-2014

EXPERIENCE BAND 1972-2014

AGE AT BEGIN OF INTERVAL	EXPOSURES AT BEGINNING OF AGE INTERVAL	RETIREMENTS DURING AGE INTERVAL	RETMT RATIO	SURV RATIO	PCT SURV BEGIN OF INTERVAL
0.0	779,062,475		0.0000	1.0000	100.00
0.5	781,162,757		0.0000	1.0000	100.00
1.5	875,928,343	1,562,766	0.0018	0.9982	100.00
2.5	676,279,723	1,136,896	0.0017	0.9983	99.82
3.5	715,556,829	789,996	0.0011	0.9989	99.65
4.5	598,971,804	74,652	0.0001	0.9999	99.54
5.5	630,129,225	2,154,506	0.0034	0.9966	99.53
6.5	635,967,845	1,254,658	0.0020	0.9980	99.19
7.5	619,450,244	437,164	0.0007	0.9993	99.00
8.5	615,053,872	1,234,360	0.0020	0.9980	98.93
9.5	558,902,741	437,124	0.0008	0.9992	98.73
10.5	568,487,696	912,098	0.0016	0.9984	98.65
11.5	563,445,912	904,958	0.0016	0.9984	98.49
12.5	545,624,336	1,691,933	0.0031	0.9969	98.33
13.5	535,416,046	141,011	0.0003	0.9997	98.03
14.5	536,290,685	14,407	0.0000	1.0000	98.00
15.5	536,519,196	813,065	0.0015	0.9985	98.00
16.5	535,548,404	335,025	0.0006	0.9994	97.85
17.5	534,996,139	552,109	0.0010	0.9990	97.79
18.5	533,726,231	549,942	0.0010	0.9990	97.69
19.5	531,782,384	1,126,881	0.0021	0.9979	97.59
20.5	529,584,996	51,811	0.0001	0.9999	97.38
21.5	527,098,257	1,325,056	0.0025	0.9975	97.37
22.5	520,902,466	1,167,921	0.0022	0.9978	97.13
23.5	369,103,013	1,296,858	0.0035	0.9965	96.91
24.5	364,252,991	49,711	0.0001	0.9999	96.57
25.5	359,880,887	389,790	0.0011	0.9989	96.56
26.5	346,539,714	2,438,081	0.0070	0.9930	96.45
27.5	312,938,820	2,589,830	0.0083	0.9917	95.77
28.5	251,983,488	582,437	0.0023	0.9977	94.98
29.5	221,409,478	881,134	0.0040	0.9960	94.76
30.5	199,357,032	304,665	0.0015	0.9985	94.38
31.5	59,796,906	136,992	0.0023	0.9977	94.24
32.5	58,508,995	66,011	0.0011	0.9989	94.02
33.5	57,796,817	41,512	0.0007	0.9993	93.92
34.5	57,515,724	75,042	0.0013	0.9987	93.85
35.5	57,341,766	685,247	0.0120	0.9880	93.73
36.5	55,647,615	222,247	0.0040	0.9960	92.61
37.5	53,321,431	301,392	0.0057	0.9943	92.24
38.5	13,339,141	13,046	0.0010	0.9990	91.72

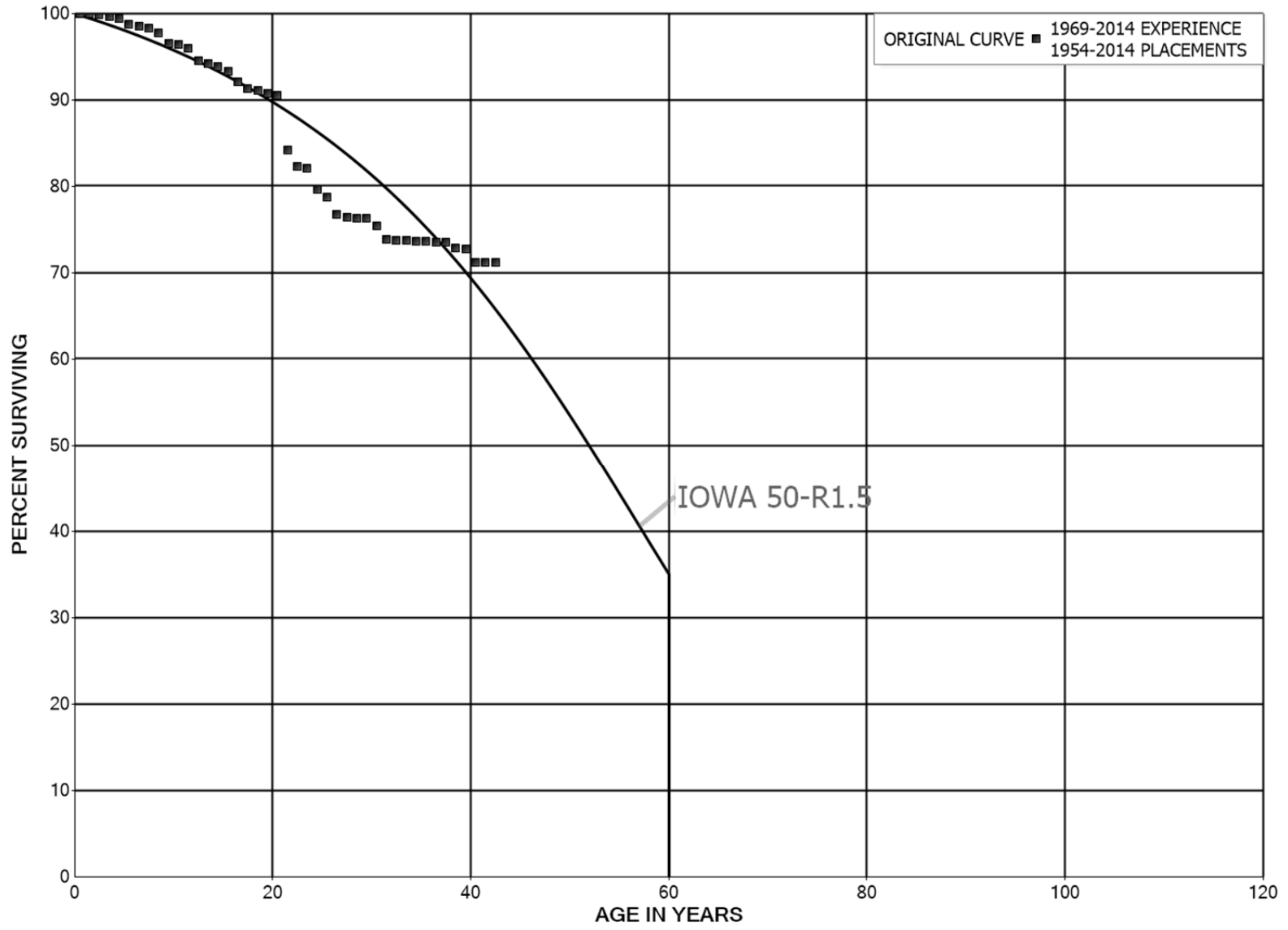
FLORIDA POWER AND LIGHT COMPANY

ACCOUNT 324 ACCESSORY ELECTRIC EQUIPMENT

ORIGINAL LIFE TABLE, CONT.

PLACEMENT BAND 1968-2014			EXPERIENCE BAND 1972-2014		
AGE AT BEGIN OF INTERVAL	EXPOSURES AT BEGINNING OF AGE INTERVAL	RETIREMENTS DURING AGE INTERVAL	RETMT RATIO	SURV RATIO	PCT SURV BEGIN OF INTERVAL
39.5	12,995,413	70,417	0.0054	0.9946	91.63
40.5	12,919,860	4,754	0.0004	0.9996	91.13
41.5	8,276,809	159,188	0.0192	0.9808	91.10
42.5					89.34

FLORIDA POWER AND LIGHT COMPANY
ACCOUNT 325 MISCELLANEOUS POWER PLANT EQUIPMENT
ORIGINAL AND SMOOTH SURVIVOR CURVES



FLORIDA POWER AND LIGHT COMPANY

ACCOUNT 325 MISCELLANEOUS POWER PLANT EQUIPMENT

ORIGINAL LIFE TABLE

PLACEMENT BAND 1954-2014			EXPERIENCE BAND 1969-2014			
AGE AT BEGIN OF INTERVAL	EXPOSURES AT BEGINNING OF AGE INTERVAL	RETIREMENTS DURING AGE INTERVAL	RETMT RATIO	SURV RATIO	PCT SURV BEGIN OF INTERVAL	
0.0	141,061,697	590	0.0000	1.0000	100.00	
0.5	143,569,115	140,578	0.0010	0.9990	100.00	
1.5	133,951,044	48,330	0.0004	0.9996	99.90	
2.5	111,817,684	283,090	0.0025	0.9975	99.87	
3.5	117,391,639	230,142	0.0020	0.9980	99.61	
4.5	107,004,488	750,326	0.0070	0.9930	99.42	
5.5	105,845,183	287,748	0.0027	0.9973	98.72	
6.5	106,706,403	145,347	0.0014	0.9986	98.45	
7.5	104,796,972	608,566	0.0058	0.9942	98.32	
8.5	93,175,887	1,217,720	0.0131	0.9869	97.75	
9.5	84,068,870	96,794	0.0012	0.9988	96.47	
10.5	84,254,407	370,759	0.0044	0.9956	96.36	
11.5	83,391,187	1,242,126	0.0149	0.9851	95.93	
12.5	86,299,764	331,195	0.0038	0.9962	94.51	
13.5	83,102,158	255,418	0.0031	0.9969	94.14	
14.5	82,959,131	527,763	0.0064	0.9936	93.85	
15.5	82,348,218	1,090,836	0.0132	0.9868	93.26	
16.5	80,259,055	654,811	0.0082	0.9918	92.02	
17.5	79,472,456	143,921	0.0018	0.9982	91.27	
18.5	78,158,198	313,212	0.0040	0.9960	91.10	
19.5	76,085,450	231,196	0.0030	0.9970	90.74	
20.5	74,273,451	5,176,693	0.0697	0.9303	90.46	
21.5	68,409,348	1,539,347	0.0225	0.9775	84.16	
22.5	65,612,754	186,605	0.0028	0.9972	82.27	
23.5	64,291,067	1,885,387	0.0293	0.9707	82.03	
24.5	60,845,155	650,589	0.0107	0.9893	79.63	
25.5	58,396,032	1,542,314	0.0264	0.9736	78.77	
26.5	47,606,258	169,399	0.0036	0.9964	76.69	
27.5	40,767,890	55,032	0.0013	0.9987	76.42	
28.5	37,220,293	20,198	0.0005	0.9995	76.32	
29.5	35,646,759	408,990	0.0115	0.9885	76.28	
30.5	34,575,888	729,946	0.0211	0.9789	75.40	
31.5	12,615,452	8,079	0.0006	0.9994	73.81	
32.5	11,889,080	273	0.0000	1.0000	73.76	
33.5	10,645,055	27,055	0.0025	0.9975	73.76	
34.5	10,552,973		0.0000	1.0000	73.57	
35.5	10,511,401	2,605	0.0002	0.9998	73.57	
36.5	10,498,013		0.0000	1.0000	73.55	
37.5	10,014,391	94,518	0.0094	0.9906	73.55	
38.5	2,033,479	4,117	0.0020	0.9980	72.86	

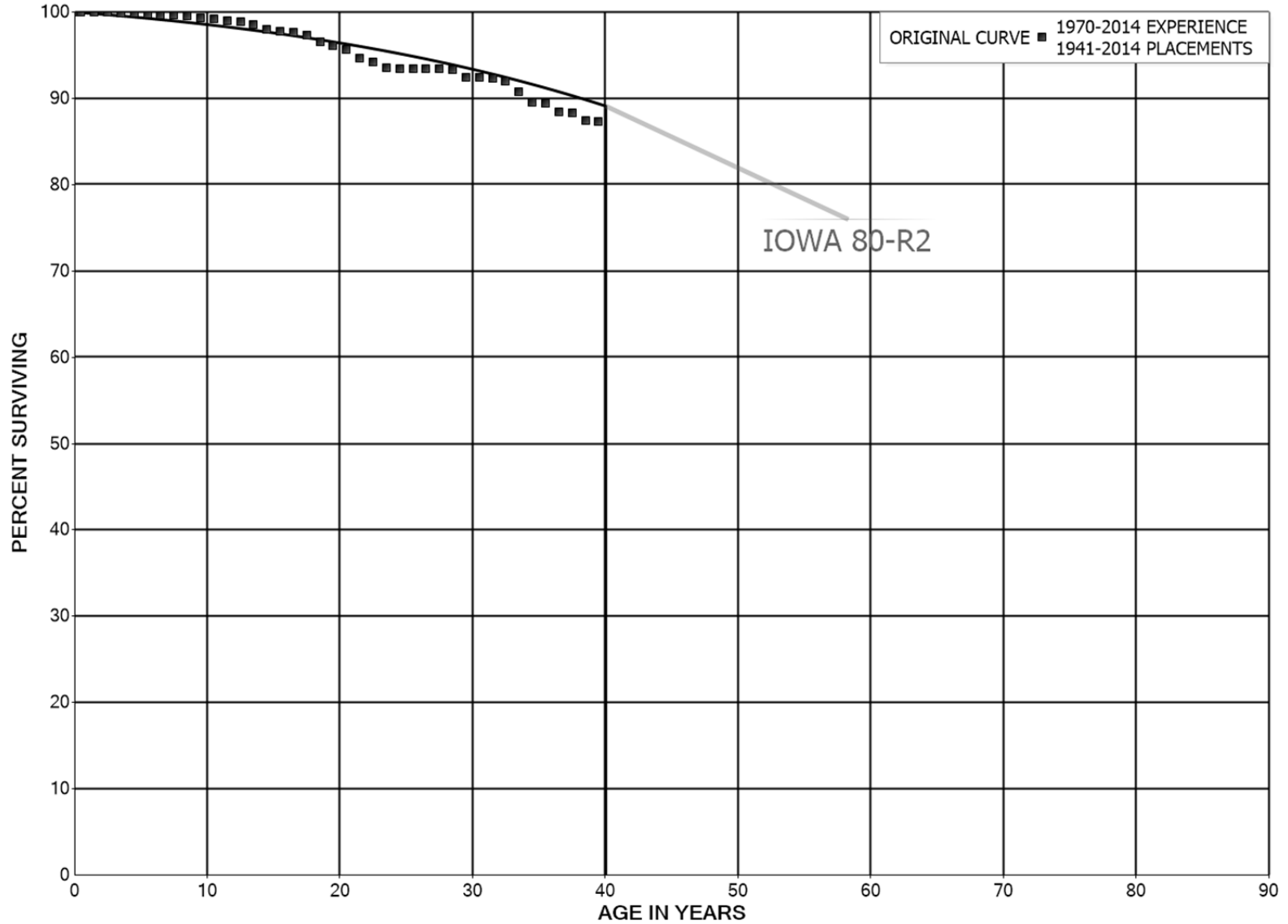
FLORIDA POWER AND LIGHT COMPANY

ACCOUNT 325 MISCELLANEOUS POWER PLANT EQUIPMENT

ORIGINAL LIFE TABLE, CONT.

PLACEMENT BAND 1954-2014			EXPERIENCE BAND 1969-2014		
AGE AT BEGIN OF INTERVAL	EXPOSURES AT BEGINNING OF AGE INTERVAL	RETIREMENTS DURING AGE INTERVAL	RETMT RATIO	SURV RATIO	PCT SURV BEGIN OF INTERVAL
39.5	1,935,103	40,997	0.0212	0.9788	72.71
40.5	1,890,091		0.0000	1.0000	71.17
41.5	1,145,753		0.0000	1.0000	71.17
42.5					71.17

FLORIDA POWER AND LIGHT COMPANY
ACCOUNT 341 STRUCTURES AND IMPROVEMENTS
ORIGINAL AND SMOOTH SURVIVOR CURVES



FLORIDA POWER AND LIGHT COMPANY

ACCOUNT 341 STRUCTURES AND IMPROVEMENTS

ORIGINAL LIFE TABLE

PLACEMENT BAND 1941-2014			EXPERIENCE BAND 1970-2014		
AGE AT BEGIN OF INTERVAL	EXPOSURES AT BEGINNING OF AGE INTERVAL	RETIREMENTS DURING AGE INTERVAL	RETMT RATIO	SURV RATIO	PCT SURV BEGIN OF INTERVAL
0.0	849,655,969		0.0000	1.0000	100.00
0.5	795,915,696	48,950	0.0001	0.9999	100.00
1.5	727,287,585	274,754	0.0004	0.9996	99.99
2.5	686,643,667	469,129	0.0007	0.9993	99.96
3.5	615,583,301	408,570	0.0007	0.9993	99.89
4.5	586,654,726	791,129	0.0013	0.9987	99.82
5.5	334,884,451	130,266	0.0004	0.9996	99.69
6.5	339,448,628	213,069	0.0006	0.9994	99.65
7.5	314,756,940	223,642	0.0007	0.9993	99.59
8.5	314,120,725	638,233	0.0020	0.9980	99.51
9.5	265,092,047	467,851	0.0018	0.9982	99.31
10.5	247,218,208	331,895	0.0013	0.9987	99.14
11.5	231,737,532	492,607	0.0021	0.9979	99.00
12.5	189,372,002	573,130	0.0030	0.9970	98.79
13.5	185,592,395	1,114,552	0.0060	0.9940	98.49
14.5	169,329,713	231,418	0.0014	0.9986	97.90
15.5	169,425,469	239,120	0.0014	0.9986	97.77
16.5	171,784,531	598,290	0.0035	0.9965	97.63
17.5	166,286,348	1,340,732	0.0081	0.9919	97.29
18.5	165,346,551	726,890	0.0044	0.9956	96.51
19.5	141,521,247	741,152	0.0052	0.9948	96.08
20.5	100,138,091	1,032,736	0.0103	0.9897	95.58
21.5	31,724,098	138,542	0.0044	0.9956	94.59
22.5	31,567,946	223,802	0.0071	0.9929	94.18
23.5	30,997,508	21,168	0.0007	0.9993	93.51
24.5	28,683,944	17,542	0.0006	0.9994	93.45
25.5	27,665,850	3,674	0.0001	0.9999	93.39
26.5	27,730,642	3,872	0.0001	0.9999	93.38
27.5	27,396,695	24,272	0.0009	0.9991	93.37
28.5	27,028,687	242,101	0.0090	0.9910	93.28
29.5	28,625,259	15,064	0.0005	0.9995	92.45
30.5	39,675,125	39,290	0.0010	0.9990	92.40
31.5	41,307,017	147,324	0.0036	0.9964	92.31
32.5	37,603,746	510,401	0.0136	0.9864	91.98
33.5	36,859,033	512,219	0.0139	0.9861	90.73
34.5	35,694,526	24,043	0.0007	0.9993	89.47
35.5	35,847,199	399,386	0.0111	0.9889	89.41
36.5	34,756,555	60,829	0.0018	0.9982	88.41
37.5	26,742,630	247,159	0.0092	0.9908	88.26
38.5	26,184,753	63,077	0.0024	0.9976	87.44

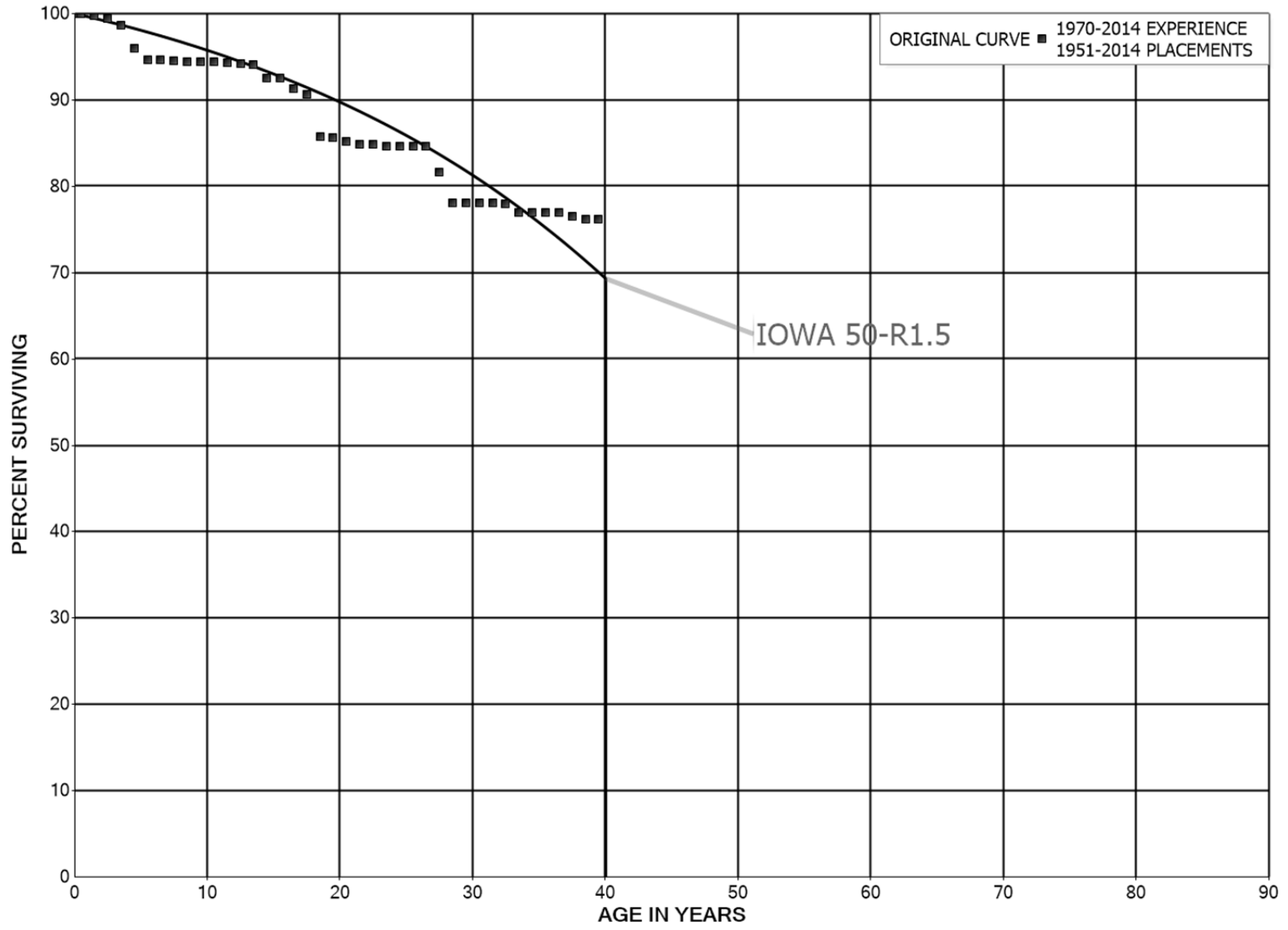
FLORIDA POWER AND LIGHT COMPANY

ACCOUNT 341 STRUCTURES AND IMPROVEMENTS

ORIGINAL LIFE TABLE, CONT.

PLACEMENT BAND 1941-2014			EXPERIENCE BAND 1970-2014		
AGE AT BEGIN OF INTERVAL	EXPOSURES AT BEGINNING OF AGE INTERVAL	RETIREMENTS DURING AGE INTERVAL	RETMT RATIO	SURV RATIO	PCT SURV BEGIN OF INTERVAL
39.5	26,042,177	22,479	0.0009	0.9991	87.23
40.5	22,939,334	124,914	0.0054	0.9946	87.16
41.5	22,818,962	54,914	0.0024	0.9976	86.68
42.5	7,725,238	20,634	0.0027	0.9973	86.47
43.5	5,273,291	47,077	0.0089	0.9911	86.24
44.5	4,179,905	17,633	0.0042	0.9958	85.47
45.5	2,474,118		0.0000	1.0000	85.11
46.5	2,474,118		0.0000	1.0000	85.11
47.5	2,460,581		0.0000	1.0000	85.11
48.5	2,459,836	1,097	0.0004	0.9996	85.11
49.5	2,446,845	847	0.0003	0.9997	85.07
50.5	2,436,661		0.0000	1.0000	85.04
51.5	4,674,586	172,623	0.0369	0.9631	85.04
52.5	4,672,447	7,539	0.0016	0.9984	81.90
53.5	4,673,346	2,402,609	0.5141	0.4859	81.77
54.5	2,345,632	21,611	0.0092	0.9908	39.73
55.5	1,766,083	56,490	0.0320	0.9680	39.37
56.5	437,748		0.0000	1.0000	38.11
57.5	232,449		0.0000	1.0000	38.11
58.5	16,968		0.0000	1.0000	38.11
59.5	16,968		0.0000	1.0000	38.11
60.5	16,968		0.0000	1.0000	38.11
61.5	16,968		0.0000	1.0000	38.11
62.5	16,968		0.0000	1.0000	38.11
63.5	16,968		0.0000	1.0000	38.11
64.5	16,968		0.0000	1.0000	38.11
65.5	16,968		0.0000	1.0000	38.11
66.5	16,968		0.0000	1.0000	38.11
67.5	16,968		0.0000	1.0000	38.11
68.5	16,968		0.0000	1.0000	38.11
69.5	16,968		0.0000	1.0000	38.11
70.5	16,969		0.0000	1.0000	38.11
71.5	16,969		0.0000	1.0000	38.11
72.5	39,653		0.0000	1.0000	38.11
73.5					38.11

FLORIDA POWER AND LIGHT COMPANY
ACCOUNT 342 FUEL HOLDERS, PRODUCERS AND ACCESSORIES
ORIGINAL AND SMOOTH SURVIVOR CURVES



FLORIDA POWER AND LIGHT COMPANY

ACCOUNT 342 FUEL HOLDERS, PRODUCERS AND ACCESSORIES

ORIGINAL LIFE TABLE

PLACEMENT BAND 1951-2014			EXPERIENCE BAND 1970-2014		
AGE AT BEGIN OF INTERVAL	EXPOSURES AT BEGINNING OF AGE INTERVAL	RETIREMENTS DURING AGE INTERVAL	RETMT RATIO	SURV RATIO	PCT SURV BEGIN OF INTERVAL
0.0	407,540,319	2,000	0.0000	1.0000	100.00
0.5	187,412,979	474,149	0.0025	0.9975	100.00
1.5	160,180,232	608,837	0.0038	0.9962	99.75
2.5	156,351,814	1,234,263	0.0079	0.9921	99.37
3.5	130,678,426	3,543,579	0.0271	0.9729	98.58
4.5	126,292,161	1,663,955	0.0132	0.9868	95.91
5.5	98,393,791	59,051	0.0006	0.9994	94.65
6.5	101,842,416	92,604	0.0009	0.9991	94.59
7.5	93,388,117	160,043	0.0017	0.9983	94.50
8.5	92,290,413		0.0000	1.0000	94.34
9.5	79,379,480		0.0000	1.0000	94.34
10.5	73,264,813	24,336	0.0003	0.9997	94.34
11.5	57,709,980	91,877	0.0016	0.9984	94.31
12.5	55,668,970	42,552	0.0008	0.9992	94.16
13.5	50,518,126	861,903	0.0171	0.9829	94.09
14.5	44,947,464	10,150	0.0002	0.9998	92.48
15.5	43,365,036	554,074	0.0128	0.9872	92.46
16.5	46,743,895	329,194	0.0070	0.9930	91.28
17.5	41,128,723	2,241,444	0.0545	0.9455	90.64
18.5	26,155,150	30,492	0.0012	0.9988	85.70
19.5	25,689,939	116,587	0.0045	0.9955	85.60
20.5	22,585,954	105,832	0.0047	0.9953	85.21
21.5	22,246,791	1,975	0.0001	0.9999	84.81
22.5	18,657,819	51,210	0.0027	0.9973	84.80
23.5	15,982,832		0.0000	1.0000	84.57
24.5	15,859,074		0.0000	1.0000	84.57
25.5	15,859,074		0.0000	1.0000	84.57
26.5	15,859,074	548,732	0.0346	0.9654	84.57
27.5	15,127,513	664,381	0.0439	0.9561	81.64
28.5	14,463,132		0.0000	1.0000	78.06
29.5	14,463,132	773	0.0001	0.9999	78.06
30.5	14,454,645		0.0000	1.0000	78.05
31.5	14,811,776	27,933	0.0019	0.9981	78.05
32.5	14,263,846	175,568	0.0123	0.9877	77.91
33.5	14,446,586		0.0000	1.0000	76.95
34.5	14,338,508		0.0000	1.0000	76.95
35.5	14,324,457		0.0000	1.0000	76.95
36.5	14,403,164	86,700	0.0060	0.9940	76.95
37.5	9,372,923	43,575	0.0046	0.9954	76.48
38.5	9,329,348		0.0000	1.0000	76.13

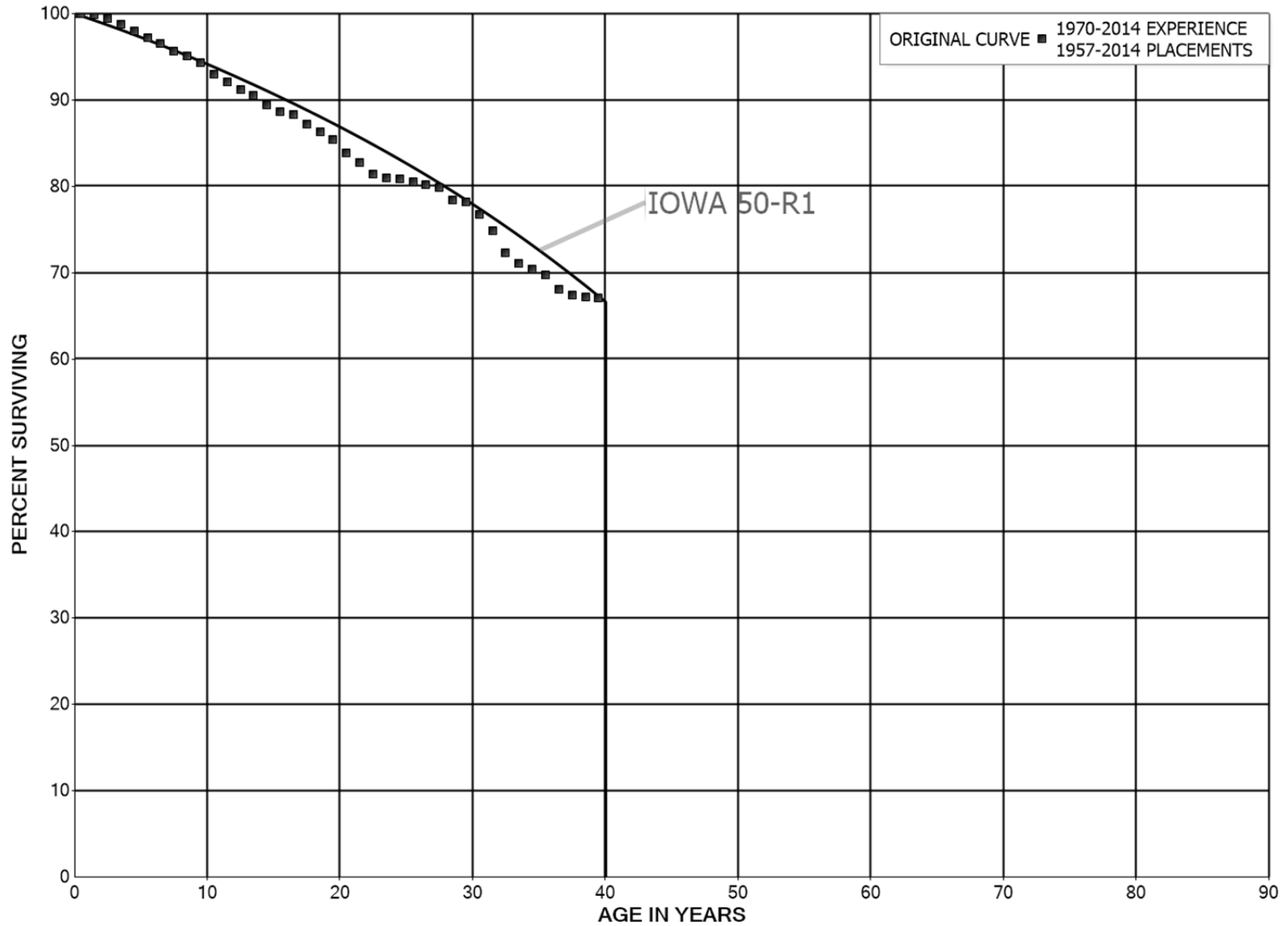
FLORIDA POWER AND LIGHT COMPANY

ACCOUNT 342 FUEL HOLDERS, PRODUCERS AND ACCESSORIES

ORIGINAL LIFE TABLE, CONT.

PLACEMENT BAND 1951-2014			EXPERIENCE BAND 1970-2014		
AGE AT BEGIN OF INTERVAL	EXPOSURES AT BEGINNING OF AGE INTERVAL	RETIREMENTS DURING AGE INTERVAL	RETMT RATIO	SURV RATIO	PCT SURV BEGIN OF INTERVAL
39.5	5,185,618		0.0000	1.0000	76.13
40.5	3,762,867	169,674	0.0451	0.9549	76.13
41.5	3,593,194		0.0000	1.0000	72.70
42.5	3,849,712	2,940	0.0008	0.9992	72.70
43.5	2,402,537	15,250	0.0063	0.9937	72.64
44.5	1,913,678		0.0000	1.0000	72.18
45.5	1,413,314	83,190	0.0589	0.9411	72.18
46.5	953,490		0.0000	1.0000	67.93
47.5	953,490		0.0000	1.0000	67.93
48.5	953,490		0.0000	1.0000	67.93
49.5	953,490		0.0000	1.0000	67.93
50.5	953,490		0.0000	1.0000	67.93
51.5	953,490		0.0000	1.0000	67.93
52.5	953,490		0.0000	1.0000	67.93
53.5	953,490		0.0000	1.0000	67.93
54.5	953,490		0.0000	1.0000	67.93
55.5	936,745		0.0000	1.0000	67.93
56.5	143,547		0.0000	1.0000	67.93
57.5					67.93

FLORIDA POWER AND LIGHT COMPANY
ACCOUNT 343 PRIME MOVERS - GENERAL
ORIGINAL AND SMOOTH SURVIVOR CURVES



FLORIDA POWER AND LIGHT COMPANY

ACCOUNT 343 PRIME MOVERS - GENERAL

ORIGINAL LIFE TABLE

PLACEMENT BAND 1957-2014

EXPERIENCE BAND 1970-2014

AGE AT BEGIN OF INTERVAL	EXPOSURES AT BEGINNING OF AGE INTERVAL	RETIREMENTS DURING AGE INTERVAL	RETMT RATIO	SURV RATIO	PCT SURV BEGIN OF INTERVAL
0.0	5,098,927,348	840,108	0.0002	0.9998	100.00
0.5	4,568,063,033	8,524,786	0.0019	0.9981	99.98
1.5	3,794,395,997	17,328,521	0.0046	0.9954	99.80
2.5	3,594,553,309	23,667,139	0.0066	0.9934	99.34
3.5	3,010,768,862	21,724,482	0.0072	0.9928	98.69
4.5	2,533,412,730	20,103,939	0.0079	0.9921	97.98
5.5	1,877,443,613	12,354,854	0.0066	0.9934	97.20
6.5	1,839,963,285	16,957,889	0.0092	0.9908	96.56
7.5	1,587,806,914	10,189,529	0.0064	0.9936	95.67
8.5	1,562,696,668	12,085,974	0.0077	0.9923	95.05
9.5	1,134,956,102	16,399,247	0.0144	0.9856	94.32
10.5	1,128,554,842	10,442,982	0.0093	0.9907	92.96
11.5	916,886,128	8,963,958	0.0098	0.9902	92.10
12.5	610,293,673	4,324,344	0.0071	0.9929	91.20
13.5	566,173,371	7,321,649	0.0129	0.9871	90.55
14.5	532,844,786	4,369,761	0.0082	0.9918	89.38
15.5	527,597,984	2,005,010	0.0038	0.9962	88.65
16.5	536,214,625	7,131,215	0.0133	0.9867	88.31
17.5	528,633,230	4,952,057	0.0094	0.9906	87.13
18.5	530,108,197	5,987,007	0.0113	0.9887	86.32
19.5	517,911,523	9,150,370	0.0177	0.9823	85.34
20.5	291,934,545	3,907,840	0.0134	0.9866	83.84
21.5	114,760,932	1,828,409	0.0159	0.9841	82.71
22.5	73,889,359	425,317	0.0058	0.9942	81.40
23.5	72,488,852	121,879	0.0017	0.9983	80.93
24.5	68,936,344	201,020	0.0029	0.9971	80.79
25.5	66,601,603	332,209	0.0050	0.9950	80.55
26.5	64,802,019	213,510	0.0033	0.9967	80.15
27.5	63,271,073	1,207,433	0.0191	0.9809	79.89
28.5	61,950,665	177,094	0.0029	0.9971	78.36
29.5	66,706,821	1,229,486	0.0184	0.9816	78.14
30.5	72,221,152	1,758,046	0.0243	0.9757	76.70
31.5	75,496,439	2,565,429	0.0340	0.9660	74.83
32.5	71,328,927	1,214,024	0.0170	0.9830	72.29
33.5	71,068,921	641,326	0.0090	0.9910	71.06
34.5	72,524,490	743,128	0.0102	0.9898	70.42
35.5	74,546,201	1,780,342	0.0239	0.9761	69.70
36.5	64,816,351	566,243	0.0087	0.9913	68.03
37.5	50,174,897	164,731	0.0033	0.9967	67.44
38.5	50,002,532	94,619	0.0019	0.9981	67.22

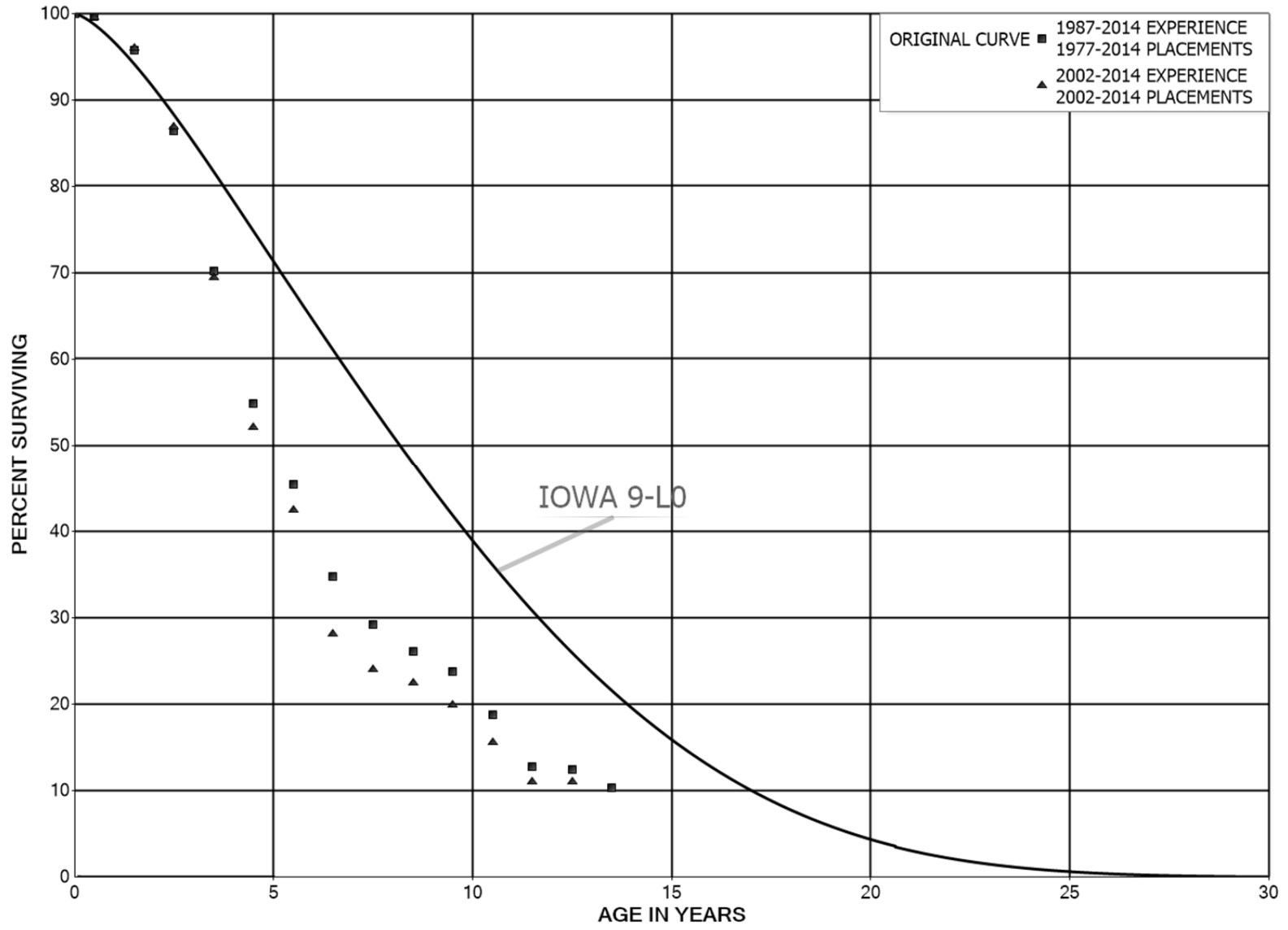
FLORIDA POWER AND LIGHT COMPANY

ACCOUNT 343 PRIME MOVERS - GENERAL

ORIGINAL LIFE TABLE, CONT.

PLACEMENT BAND 1957-2014			EXPERIENCE BAND 1970-2014		
AGE AT BEGIN OF INTERVAL	EXPOSURES AT BEGINNING OF AGE INTERVAL	RETIREMENTS DURING AGE INTERVAL	RETMT RATIO	SURV RATIO	PCT SURV BEGIN OF INTERVAL
39.5	49,908,243	742,369	0.0149	0.9851	67.09
40.5	40,095,077	195,250	0.0049	0.9951	66.09
41.5	39,899,827	930,227	0.0233	0.9767	65.77
42.5	22,477,212	0	0.0000	1.0000	64.24
43.5	18,298,283	181,858	0.0099	0.9901	64.24
44.5	11,410,398	805	0.0001	0.9999	63.60
45.5	7,147,837		0.0000	1.0000	63.59
46.5	7,147,837	777,990	0.1088	0.8912	63.59
47.5	6,369,847	357,762	0.0562	0.9438	56.67
48.5	6,200,630	15,266	0.0025	0.9975	53.49
49.5	5,996,819	62,439	0.0104	0.9896	53.36
50.5	5,934,380	496,763	0.0837	0.9163	52.80
51.5	5,437,617	103,343	0.0190	0.9810	48.38
52.5	5,334,274	145,421	0.0273	0.9727	47.46
53.5	5,188,523	425,099	0.0819	0.9181	46.17
54.5	4,763,424	360,966	0.0758	0.9242	42.39
55.5	4,402,458	227,314	0.0516	0.9484	39.17
56.5	1,224,034		0.0000	1.0000	37.15
57.5					37.15

FLORIDA POWER AND LIGHT COMPANY
ACCOUNT 343 PRIME MOVERS - CAPITAL SPARE PARTS - COMBINED CYCLE
ORIGINAL AND SMOOTH SURVIVOR CURVES



FLORIDA POWER AND LIGHT COMPANY

ACCOUNT 343 PRIME MOVERS - CAPITAL SPARE PARTS - COMBINED CYCLE

ORIGINAL LIFE TABLE

PLACEMENT BAND 1977-2014			EXPERIENCE BAND 1987-2014		
AGE AT BEGIN OF INTERVAL	EXPOSURES AT BEGINNING OF AGE INTERVAL	RETIREMENTS DURING AGE INTERVAL	RETMT RATIO	SURV RATIO	PCT SURV BEGIN OF INTERVAL
0.0	3,972,853,492	16,006,699	0.0040	0.9960	100.00
0.5	3,665,776,620	140,582,930	0.0384	0.9616	99.60
1.5	3,258,048,972	317,746,237	0.0975	0.9025	95.78
2.5	2,811,622,780	527,277,328	0.1875	0.8125	86.44
3.5	1,726,249,072	377,529,289	0.2187	0.7813	70.23
4.5	1,237,710,726	212,587,517	0.1718	0.8282	54.87
5.5	752,408,537	177,835,255	0.2364	0.7636	45.44
6.5	549,719,247	86,822,469	0.1579	0.8421	34.70
7.5	422,174,952	45,081,241	0.1068	0.8932	29.22
8.5	369,754,194	34,005,260	0.0920	0.9080	26.10
9.5	298,530,836	63,189,819	0.2117	0.7883	23.70
10.5	224,117,746	70,901,363	0.3164	0.6836	18.68
11.5	106,660,502	3,408,893	0.0320	0.9680	12.77
12.5	101,007,904	17,404,410	0.1723	0.8277	12.37
13.5	58,214,725	1,588,405	0.0273	0.9727	10.23
14.5	41,329,634	702,124	0.0170	0.9830	9.96
15.5	39,624,419	2,565,023	0.0647	0.9353	9.79
16.5	36,959,434	3,258,688	0.0882	0.9118	9.15
17.5	33,693,186	7,717,768	0.2291	0.7709	8.35
18.5	25,975,418	2,753,654	0.1060	0.8940	6.43
19.5	22,429,748	1,707,149	0.0761	0.9239	5.75
20.5	12,216,974	486,853	0.0399	0.9601	5.31
21.5	11,730,121	135,681	0.0116	0.9884	5.10
22.5	11,594,440	602,381	0.0520	0.9480	5.04
23.5	10,992,060	1,023,478	0.0931	0.9069	4.78
24.5	9,968,581	724,630	0.0727	0.9273	4.34
25.5	9,243,951	371,242	0.0402	0.9598	4.02
26.5	8,872,709	171,626	0.0193	0.9807	3.86
27.5	8,701,083	4,630,649	0.5322	0.4678	3.78
28.5	4,070,434	1,017,608	0.2500	0.7500	1.77
29.5	3,052,825	2,035,217	0.6667	0.3333	1.33
30.5	1,017,608		0.0000	1.0000	0.44
31.5	1,017,608	1,152,365	1.1324	0.1324	0.44
32.5	26,508		0.0000		
33.5	26,508		0.0000		
34.5	26,508	26,508	1.0000		
35.5					

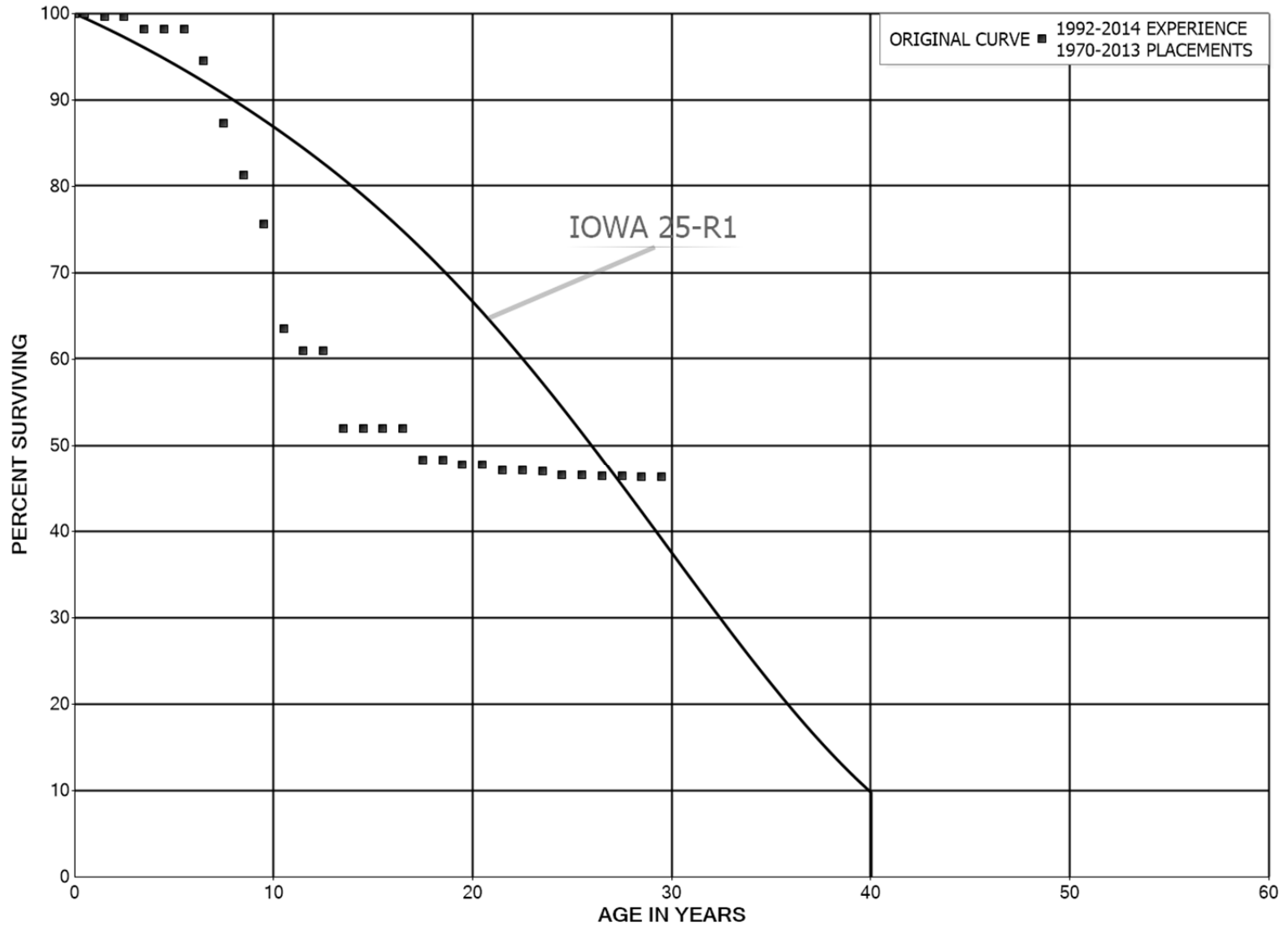
FLORIDA POWER AND LIGHT COMPANY

ACCOUNT 343 PRIME MOVERS - CAPITAL SPARE PARTS - COMBINED CYCLE

ORIGINAL LIFE TABLE

PLACEMENT BAND 2002-2014			EXPERIENCE BAND 2002-2014		
AGE AT BEGIN OF INTERVAL	EXPOSURES AT BEGINNING OF AGE INTERVAL	RETIREMENTS DURING AGE INTERVAL	RETMT RATIO	SURV RATIO	PCT SURV BEGIN OF INTERVAL
0.0	3,609,992,494	16,006,699	0.0044	0.9956	100.00
0.5	3,235,842,309	117,656,629	0.0364	0.9636	99.56
1.5	2,765,262,147	263,659,166	0.0953	0.9047	95.94
2.5	2,372,903,966	475,816,161	0.2005	0.7995	86.79
3.5	1,338,875,497	334,915,813	0.2501	0.7499	69.39
4.5	890,615,055	165,663,181	0.1860	0.8140	52.03
5.5	452,237,201	152,674,339	0.3376	0.6624	42.35
6.5	274,708,827	40,402,977	0.1471	0.8529	28.05
7.5	193,739,097	12,555,509	0.0648	0.9352	23.93
8.5	166,426,836	18,504,454	0.1112	0.8888	22.38
9.5	103,287,049	23,041,787	0.2231	0.7769	19.89
10.5	69,021,991	20,222,404	0.2930	0.7070	15.45
11.5	2,243,705		0.0000	1.0000	10.92
12.5					10.92

FLORIDA POWER AND LIGHT COMPANY
 ACCOUNT 343 PRIME MOVERS - CAPITAL SPARE PARTS - SIMPLE CYCLE AND PEAKERS
 ORIGINAL AND SMOOTH SURVIVOR CURVES



FLORIDA POWER AND LIGHT COMPANY

ACCOUNT 343 PRIME MOVERS - CAPITAL SPARE PARTS - SIMPLE CYCLE AND PEAKERS

ORIGINAL LIFE TABLE

PLACEMENT BAND 1970-2013

EXPERIENCE BAND 1992-2014

AGE AT BEGIN OF INTERVAL	EXPOSURES AT BEGINNING OF AGE INTERVAL	RETIREMENTS DURING AGE INTERVAL	RETMT RATIO	SURV RATIO	PCT SURV BEGIN OF INTERVAL
0.0	18,288,196		0.0000	1.0000	100.00
0.5	23,304,405	80,750	0.0035	0.9965	100.00
1.5	30,835,071	12,085	0.0004	0.9996	99.65
2.5	33,731,105	492,442	0.0146	0.9854	99.61
3.5	35,536,277		0.0000	1.0000	98.16
4.5	32,352,923		0.0000	1.0000	98.16
5.5	31,524,449	1,161,845	0.0369	0.9631	98.16
6.5	28,890,281	2,205,076	0.0763	0.9237	94.54
7.5	21,756,246	1,497,133	0.0688	0.9312	87.33
8.5	15,669,871	1,106,184	0.0706	0.9294	81.32
9.5	10,005,859	1,593,715	0.1593	0.8407	75.58
10.5	5,497,688	224,900	0.0409	0.9591	63.54
11.5	7,046,574		0.0000	1.0000	60.94
12.5	5,796,023	850,386	0.1467	0.8533	60.94
13.5	4,644,105		0.0000	1.0000	52.00
14.5	4,644,105		0.0000	1.0000	52.00
15.5	4,644,105		0.0000	1.0000	52.00
16.5	4,644,105	334,182	0.0720	0.9280	52.00
17.5	25,971,269		0.0000	1.0000	48.26
18.5	25,653,902	308,798	0.0120	0.9880	48.26
19.5	40,905,053		0.0000	1.0000	47.68
20.5	53,465,559	685,329	0.0128	0.9872	47.68
21.5	64,413,414		0.0000	1.0000	47.06
22.5	63,952,779	189,743	0.0030	0.9970	47.06
23.5	62,923,316	528,415	0.0084	0.9916	46.93
24.5	62,394,901	70,268	0.0011	0.9989	46.53
25.5	62,324,633	70,268	0.0011	0.9989	46.48
26.5	62,254,365	7,692	0.0001	0.9999	46.43
27.5	61,696,188	230,769	0.0037	0.9963	46.42
28.5	61,465,418	21,638	0.0004	0.9996	46.25
29.5	61,443,780	716,263	0.0117	0.9883	46.23
30.5	60,727,517	1,112,743	0.0183	0.9817	45.69
31.5	59,631,268	240,232	0.0040	0.9960	44.85
32.5	59,383,476	1,349,004	0.0227	0.9773	44.67
33.5	58,063,374	7,380,700	0.1271	0.8729	43.66
34.5	50,682,673	9,748,023	0.1923	0.8077	38.11
35.5	40,934,650	3,304,297	0.0807	0.9193	30.78
36.5	36,093,553	2,810,922	0.0779	0.9221	28.30
37.5	33,282,631	1,096,471	0.0329	0.9671	26.09
38.5	32,186,161	76,923	0.0024	0.9976	25.23

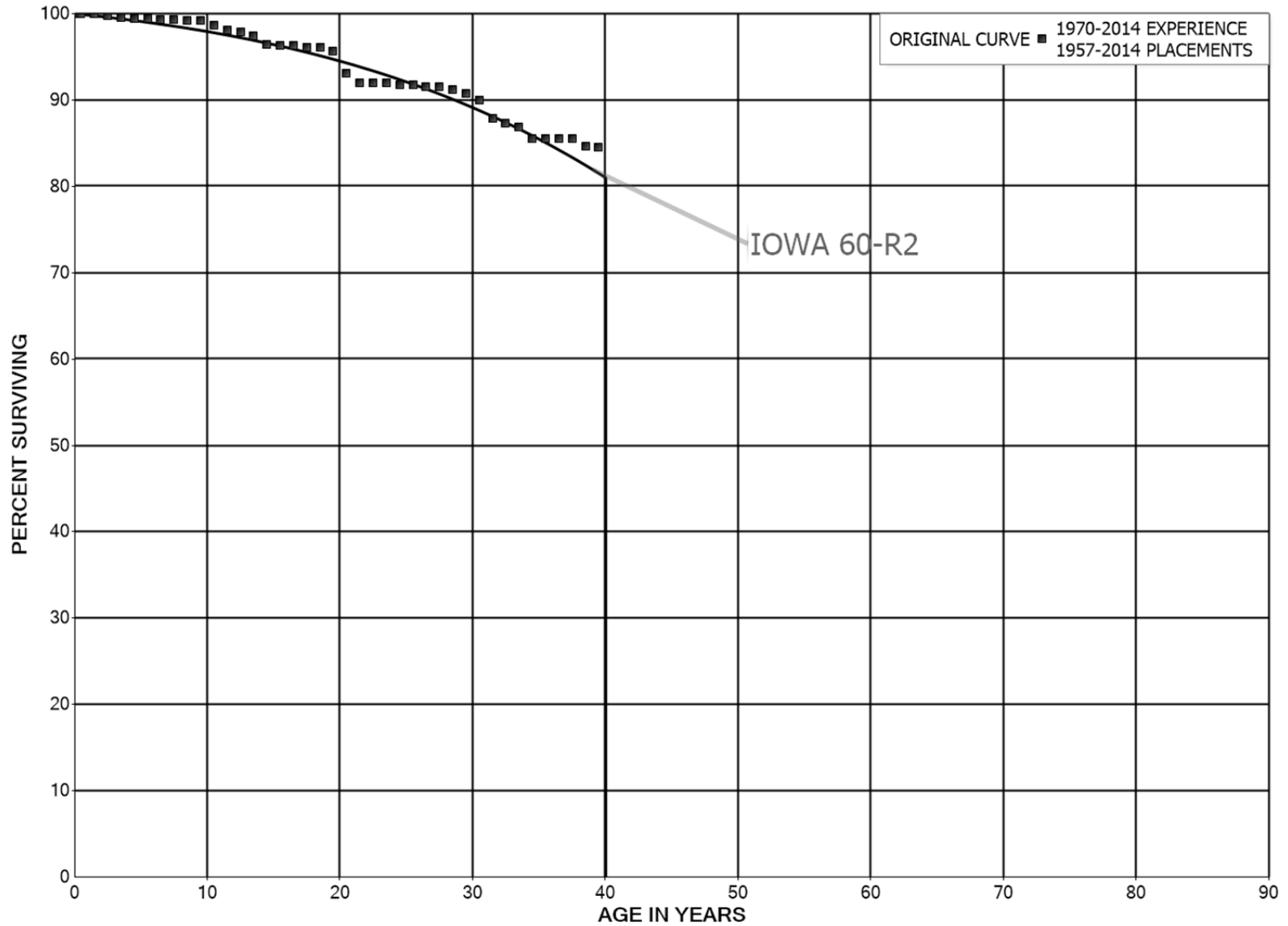
FLORIDA POWER AND LIGHT COMPANY

ACCOUNT 343 PRIME MOVERS - CAPITAL SPARE PARTS - SIMPLE CYCLE AND PEAKERS

ORIGINAL LIFE TABLE, CONT.

PLACEMENT BAND 1970-2013			EXPERIENCE BAND 1992-2014		
AGE AT BEGIN OF INTERVAL	EXPOSURES AT BEGINNING OF AGE INTERVAL	RETIREMENTS DURING AGE INTERVAL	RETMT RATIO	SURV RATIO	PCT SURV BEGIN OF INTERVAL
39.5	32,109,238	615,816	0.0192	0.9808	25.17
40.5	14,617,350	695,779	0.0476	0.9524	24.69
41.5	13,921,571	241,973	0.0174	0.9826	23.51
42.5	9,592,056	158,978	0.0166	0.9834	23.10
43.5	2,266,796	294,912	0.1301	0.8699	22.72
44.5					19.77

FLORIDA POWER AND LIGHT COMPANY
ACCOUNT 344 GENERATORS
ORIGINAL AND SMOOTH SURVIVOR CURVES



FLORIDA POWER AND LIGHT COMPANY

ACCOUNT 344 GENERATORS

ORIGINAL LIFE TABLE

PLACEMENT BAND 1957-2014

EXPERIENCE BAND 1970-2014

AGE AT BEGIN OF INTERVAL	EXPOSURES AT BEGINNING OF AGE INTERVAL	RETIREMENTS DURING AGE INTERVAL	RETMT RATIO	SURV RATIO	PCT SURV BEGIN OF INTERVAL
0.0	744,588,099		0.0000	1.0000	100.00
0.5	647,577,931	245,237	0.0004	0.9996	100.00
1.5	619,147,082	1,292,349	0.0021	0.9979	99.96
2.5	614,353,619	1,572,735	0.0026	0.9974	99.75
3.5	528,432,606	298,226	0.0006	0.9994	99.50
4.5	513,434,402	474,266	0.0009	0.9991	99.44
5.5	423,009,803	308,190	0.0007	0.9993	99.35
6.5	429,348,401	175,159	0.0004	0.9996	99.28
7.5	410,092,185	279,847	0.0007	0.9993	99.24
8.5	388,592,606	193,613	0.0005	0.9995	99.17
9.5	318,648,833	1,607,063	0.0050	0.9950	99.12
10.5	311,709,565	1,734,427	0.0056	0.9944	98.62
11.5	244,228,573	548,212	0.0022	0.9978	98.07
12.5	218,037,033	904,992	0.0042	0.9958	97.85
13.5	186,890,198	1,988,268	0.0106	0.9894	97.45
14.5	168,930,818	225,216	0.0013	0.9987	96.41
15.5	168,693,977		0.0000	1.0000	96.28
16.5	162,675,071	439,374	0.0027	0.9973	96.28
17.5	156,241,022	12,116	0.0001	0.9999	96.02
18.5	155,931,994	571,587	0.0037	0.9963	96.01
19.5	155,371,980	4,265,210	0.0275	0.9725	95.66
20.5	119,543,900	1,351,019	0.0113	0.9887	93.03
21.5	69,906,471	46,002	0.0007	0.9993	91.98
22.5	70,804,100		0.0000	1.0000	91.92
23.5	56,631,713	151,675	0.0027	0.9973	91.92
24.5	56,445,944		0.0000	1.0000	91.68
25.5	56,075,348	100,262	0.0018	0.9982	91.68
26.5	55,926,292		0.0000	1.0000	91.51
27.5	55,917,935	214,150	0.0038	0.9962	91.51
28.5	55,703,785	247,360	0.0044	0.9956	91.16
29.5	57,847,971	547,484	0.0095	0.9905	90.76
30.5	59,962,347	1,373,913	0.0229	0.9771	89.90
31.5	60,193,731	381,917	0.0063	0.9937	87.84
32.5	59,811,814	289,807	0.0048	0.9952	87.28
33.5	59,522,007	897,370	0.0151	0.9849	86.86
34.5	58,001,181		0.0000	1.0000	85.55
35.5	57,549,090		0.0000	1.0000	85.55
36.5	53,846,682		0.0000	1.0000	85.55
37.5	50,175,811	517,982	0.0103	0.9897	85.55
38.5	49,657,829	118,008	0.0024	0.9976	84.67

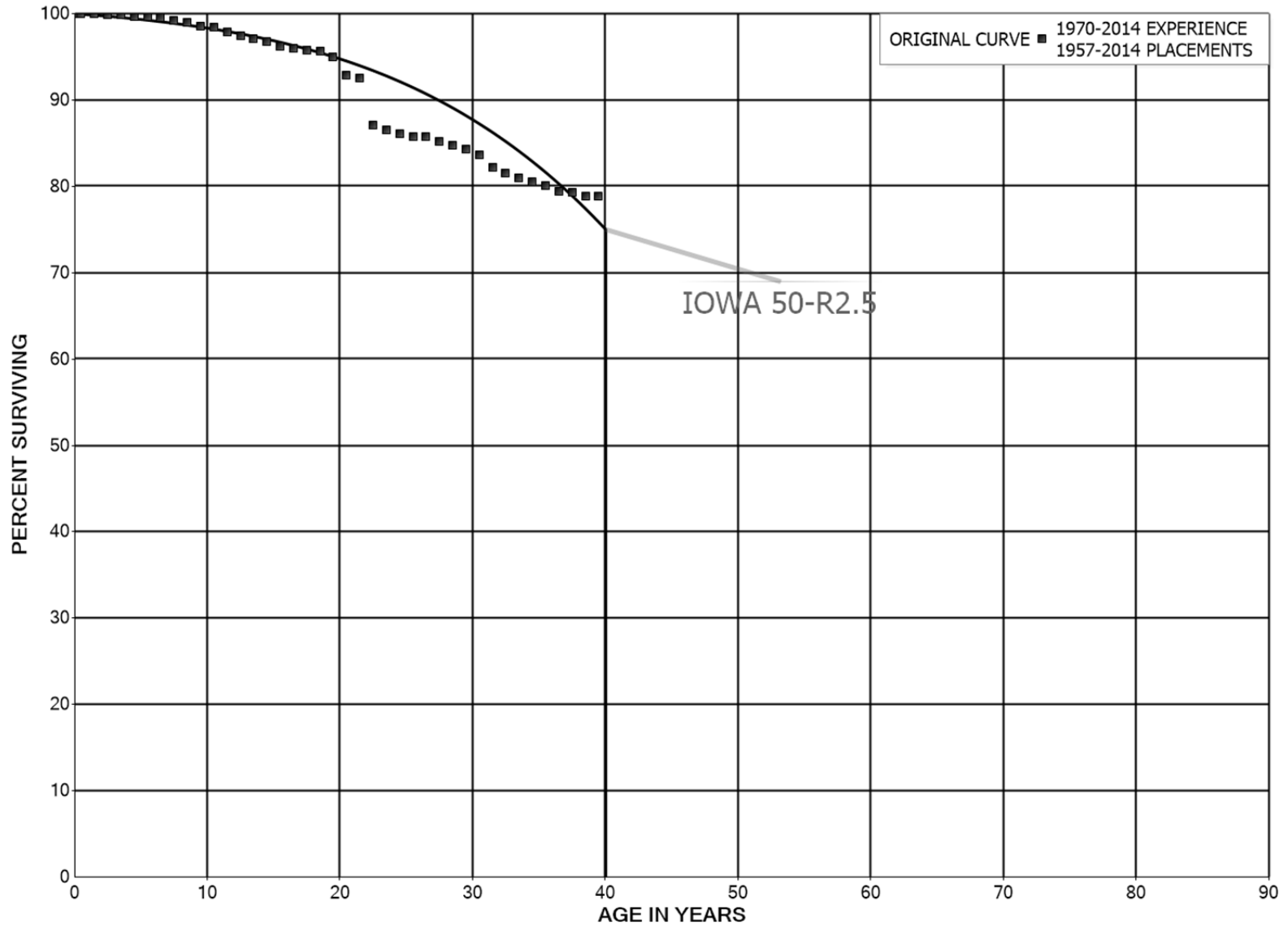
FLORIDA POWER AND LIGHT COMPANY

ACCOUNT 344 GENERATORS

ORIGINAL LIFE TABLE, CONT.

PLACEMENT BAND 1957-2014			EXPERIENCE BAND 1970-2014		
AGE AT BEGIN OF INTERVAL	EXPOSURES AT BEGINNING OF AGE INTERVAL	RETIREMENTS DURING AGE INTERVAL	RETMT RATIO	SURV RATIO	PCT SURV BEGIN OF INTERVAL
39.5	49,539,821		0.0000	1.0000	84.46
40.5	34,668,208	219,656	0.0063	0.9937	84.46
41.5	34,448,552	947,292	0.0275	0.9725	83.93
42.5	19,507,502	25,608	0.0013	0.9987	81.62
43.5	9,048,281		0.0000	1.0000	81.51
44.5	3,365,123	12,152	0.0036	0.9964	81.51
45.5	2,107,302		0.0000	1.0000	81.22
46.5	2,107,302	336,196	0.1595	0.8405	81.22
47.5	1,771,106	244,923	0.1383	0.8617	68.26
48.5	1,526,183		0.0000	1.0000	58.82
49.5	1,526,183	27,481	0.0180	0.9820	58.82
50.5	1,498,702	47,252	0.0315	0.9685	57.76
51.5	1,451,450		0.0000	1.0000	55.94
52.5	1,451,450	12,097	0.0083	0.9917	55.94
53.5	1,439,353		0.0000	1.0000	55.48
54.5	1,439,353		0.0000	1.0000	55.48
55.5	1,439,353		0.0000	1.0000	55.48
56.5	352,024		0.0000	1.0000	55.48
57.5					55.48

FLORIDA POWER AND LIGHT COMPANY
ACCOUNT 345 ACCESSORY ELECTRIC EQUIPMENT
ORIGINAL AND SMOOTH SURVIVOR CURVES



FLORIDA POWER AND LIGHT COMPANY

ACCOUNT 345 ACCESSORY ELECTRIC EQUIPMENT

ORIGINAL LIFE TABLE

PLACEMENT BAND 1957-2014

EXPERIENCE BAND 1970-2014

AGE AT BEGIN OF INTERVAL	EXPOSURES AT BEGINNING OF AGE INTERVAL	RETIREMENTS DURING AGE INTERVAL	RETMT RATIO	SURV RATIO	PCT SURV BEGIN OF INTERVAL
0.0	812,158,515	5,352	0.0000	1.0000	100.00
0.5	718,363,693	14,949	0.0000	1.0000	100.00
1.5	620,133,559	941,511	0.0015	0.9985	100.00
2.5	614,892,155	348,421	0.0006	0.9994	99.85
3.5	573,871,731	725,078	0.0013	0.9987	99.79
4.5	560,505,511	78,188	0.0001	0.9999	99.66
5.5	429,089,860	740,331	0.0017	0.9983	99.65
6.5	428,133,437	1,368,250	0.0032	0.9968	99.48
7.5	385,336,715	899,795	0.0023	0.9977	99.16
8.5	378,928,129	1,698,063	0.0045	0.9955	98.93
9.5	297,185,968	120,624	0.0004	0.9996	98.48
10.5	281,962,526	1,614,015	0.0057	0.9943	98.44
11.5	241,318,994	1,072,168	0.0044	0.9956	97.88
12.5	186,640,812	631,201	0.0034	0.9966	97.45
13.5	163,527,979	661,504	0.0040	0.9960	97.12
14.5	143,888,254	781,141	0.0054	0.9946	96.72
15.5	142,597,338	291,343	0.0020	0.9980	96.20
16.5	141,653,473	412,575	0.0029	0.9971	96.00
17.5	139,524,938	98,545	0.0007	0.9993	95.72
18.5	141,331,950	1,052,646	0.0074	0.9926	95.65
19.5	139,650,565	3,135,105	0.0224	0.9776	94.94
20.5	86,848,758	248,716	0.0029	0.9971	92.81
21.5	30,063,680	1,767,188	0.0588	0.9412	92.54
22.5	29,421,778	198,088	0.0067	0.9933	87.10
23.5	25,267,583	142,734	0.0056	0.9944	86.52
24.5	24,325,986	85,522	0.0035	0.9965	86.03
25.5	24,047,864	3,248	0.0001	0.9999	85.73
26.5	23,966,677	155,697	0.0065	0.9935	85.72
27.5	23,581,948	117,033	0.0050	0.9950	85.16
28.5	23,322,783	136,143	0.0058	0.9942	84.74
29.5	25,036,899	191,710	0.0077	0.9923	84.24
30.5	27,476,357	479,110	0.0174	0.9826	83.60
31.5	27,363,453	211,276	0.0077	0.9923	82.14
32.5	26,885,610	190,779	0.0071	0.9929	81.50
33.5	26,669,434	145,075	0.0054	0.9946	80.93
34.5	26,302,069	141,092	0.0054	0.9946	80.49
35.5	25,925,669	202,327	0.0078	0.9922	80.05
36.5	20,232,667	34,737	0.0017	0.9983	79.43
37.5	14,098,213	82,018	0.0058	0.9942	79.29
38.5	14,001,963	8,040	0.0006	0.9994	78.83

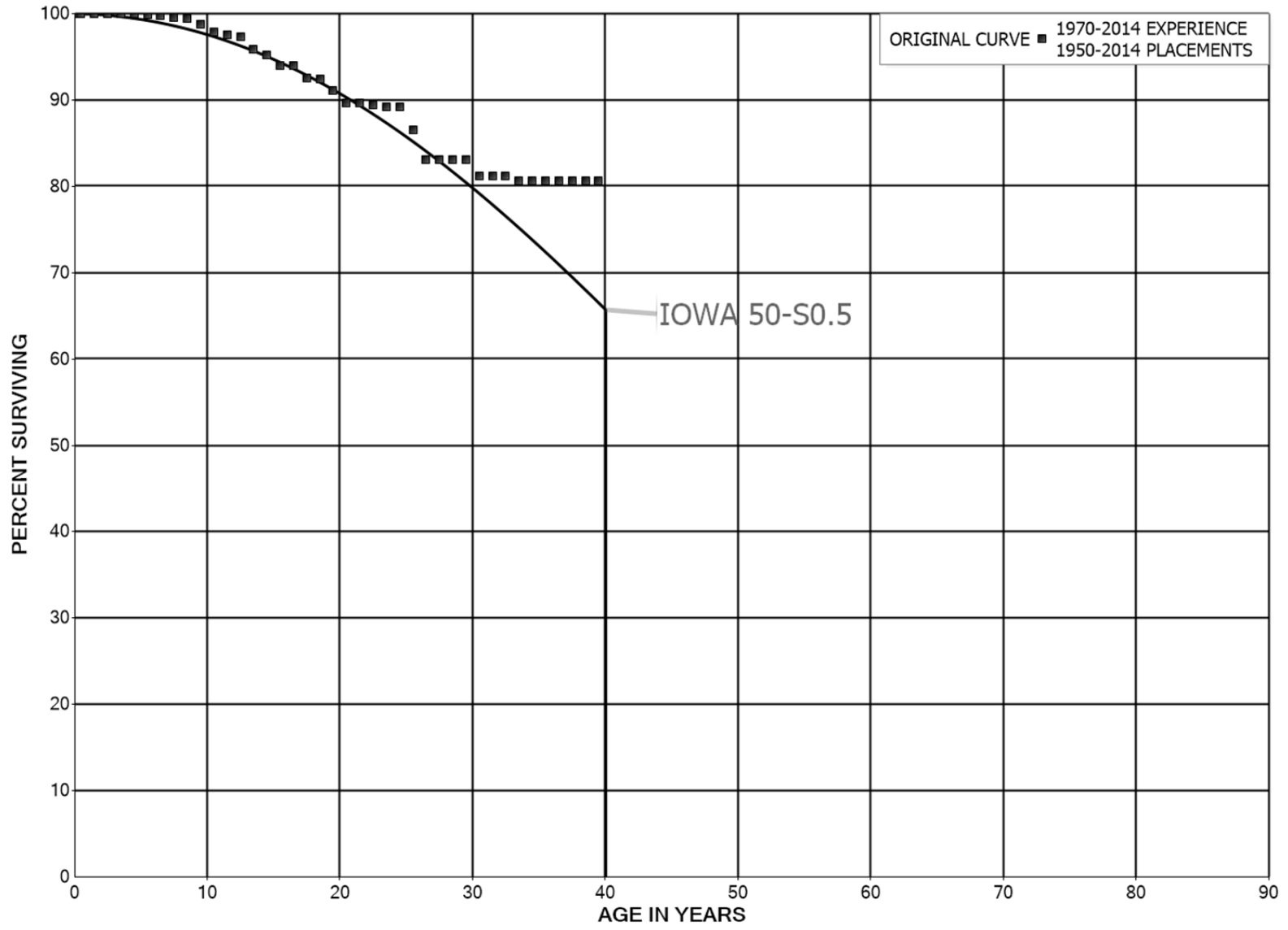
FLORIDA POWER AND LIGHT COMPANY

ACCOUNT 345 ACCESSORY ELECTRIC EQUIPMENT

ORIGINAL LIFE TABLE, CONT.

PLACEMENT BAND 1957-2014			EXPERIENCE BAND 1970-2014		
AGE AT BEGIN OF INTERVAL	EXPOSURES AT BEGINNING OF AGE INTERVAL	RETIREMENTS DURING AGE INTERVAL	RETMT RATIO	SURV RATIO	PCT SURV BEGIN OF INTERVAL
39.5	13,737,327	6,172	0.0004	0.9996	78.79
40.5	10,784,998	6,792	0.0006	0.9994	78.75
41.5	10,774,626	17,542	0.0016	0.9984	78.70
42.5	4,639,687		0.0000	1.0000	78.57
43.5	2,538,753	38,469	0.0152	0.9848	78.57
44.5	1,002,703		0.0000	1.0000	77.38
45.5	380,708		0.0000	1.0000	77.38
46.5	380,708		0.0000	1.0000	77.38
47.5	380,708		0.0000	1.0000	77.38
48.5	380,708	550	0.0014	0.9986	77.38
49.5	380,158		0.0000	1.0000	77.27
50.5	380,158	4,227	0.0111	0.9889	77.27
51.5	368,671		0.0000	1.0000	76.41
52.5	368,671	6,493	0.0176	0.9824	76.41
53.5	360,230		0.0000	1.0000	75.07
54.5	360,230	42,791	0.1188	0.8812	75.07
55.5	317,439		0.0000	1.0000	66.15
56.5	131,728		0.0000	1.0000	66.15
57.5					66.15

FLORIDA POWER AND LIGHT COMPANY
ACCOUNT 346 MISCELLANEOUS POWER PLANT EQUIPMENT
ORIGINAL AND SMOOTH SURVIVOR CURVES



FLORIDA POWER AND LIGHT COMPANY

ACCOUNT 346 MISCELLANEOUS POWER PLANT EQUIPMENT

ORIGINAL LIFE TABLE

PLACEMENT BAND 1950-2014			EXPERIENCE BAND 1970-2014			
AGE AT BEGIN OF INTERVAL	EXPOSURES AT BEGINNING OF AGE INTERVAL	RETIREMENTS DURING AGE INTERVAL	RETMT RATIO	SURV RATIO	PCT SURV BEGIN OF INTERVAL	
0.0	115,147,723	210	0.0000	1.0000	100.00	
0.5	107,486,892	1,108	0.0000	1.0000	100.00	
1.5	90,910,168	36,441	0.0004	0.9996	100.00	
2.5	90,000,055	6,886	0.0001	0.9999	99.96	
3.5	72,008,848	2,150	0.0000	1.0000	99.95	
4.5	71,287,583	103,557	0.0015	0.9985	99.95	
5.5	53,736,262	36,120	0.0007	0.9993	99.80	
6.5	53,533,833	111,653	0.0021	0.9979	99.74	
7.5	42,353,626	72,368	0.0017	0.9983	99.53	
8.5	41,683,913	266,634	0.0064	0.9936	99.36	
9.5	26,782,998	235,072	0.0088	0.9912	98.72	
10.5	26,526,490	86,939	0.0033	0.9967	97.86	
11.5	21,028,078	58,739	0.0028	0.9972	97.53	
12.5	16,447,566	236,744	0.0144	0.9856	97.26	
13.5	15,660,253	119,950	0.0077	0.9923	95.86	
14.5	13,700,739	172,464	0.0126	0.9874	95.13	
15.5	13,580,379	54	0.0000	1.0000	93.93	
16.5	14,180,827	223,052	0.0157	0.9843	93.93	
17.5	13,779,481	449	0.0000	1.0000	92.45	
18.5	13,809,336	208,855	0.0151	0.9849	92.45	
19.5	12,810,989	204,522	0.0160	0.9840	91.05	
20.5	8,191,192		0.0000	1.0000	89.60	
21.5	3,400,116	6,711	0.0020	0.9980	89.60	
22.5	3,368,297	8,384	0.0025	0.9975	89.42	
23.5	2,387,162		0.0000	1.0000	89.20	
24.5	2,358,021	70,941	0.0301	0.9699	89.20	
25.5	2,245,845	89,919	0.0400	0.9600	86.52	
26.5	2,179,579		0.0000	1.0000	83.05	
27.5	2,094,700	520	0.0002	0.9998	83.05	
28.5	2,083,118	282	0.0001	0.9999	83.03	
29.5	2,044,079	45,710	0.0224	0.9776	83.02	
30.5	1,969,824		0.0000	1.0000	81.16	
31.5	1,929,030		0.0000	1.0000	81.16	
32.5	1,737,207	11,141	0.0064	0.9936	81.16	
33.5	1,677,972		0.0000	1.0000	80.64	
34.5	1,615,159		0.0000	1.0000	80.64	
35.5	1,565,345		0.0000	1.0000	80.64	
36.5	1,259,215		0.0000	1.0000	80.64	
37.5	394,416		0.0000	1.0000	80.64	
38.5	369,084		0.0000	1.0000	80.64	

FLORIDA POWER AND LIGHT COMPANY

ACCOUNT 346 MISCELLANEOUS POWER PLANT EQUIPMENT

ORIGINAL LIFE TABLE, CONT.

PLACEMENT BAND 1950-2014			EXPERIENCE BAND 1970-2014		
AGE AT BEGIN OF INTERVAL	EXPOSURES AT BEGINNING OF AGE INTERVAL	RETIREMENTS DURING AGE INTERVAL	RETMT RATIO	SURV RATIO	PCT SURV BEGIN OF INTERVAL
39.5	358,410		0.0000	1.0000	80.64
40.5	271,835		0.0000	1.0000	80.64
41.5	264,440		0.0000	1.0000	80.64
42.5	30,036		0.0000	1.0000	80.64
43.5	25,066		0.0000	1.0000	80.64
44.5	23,310		0.0000	1.0000	80.64
45.5	7,961		0.0000	1.0000	80.64
46.5	7,731		0.0000	1.0000	80.64
47.5	7,731		0.0000	1.0000	80.64
48.5					80.64