



John T. Butler
Assistant General Counsel – Regulatory Affairs
Florida Power & Light Company
700 Universe Boulevard
Juno Beach, Florida 33408
(561) 304-5639
(561) 691-7135 Facsimile
Email: John.Butler@fpl.com

May 1, 2018

VIA HAND DELIVERY

Ms. Carlotta S. Stauffer
Division of the Commission Clerk and
Administrative Services
Florida Public Service Commission
Betty Easley Conference Center, Room 110
2540 Shumard Oak Boulevard
Tallahassee, Florida 32399-0850

Re: Docket No. 20180001-EI – Monthly Fuel Filings

Dear Ms. Stauffer:

REDACTED

Enclosed for filing are copies of the following monthly fuel reports for FPL:

- (a) FPSC Forms 423-1, 423-1(a), and 423-1(b) for Florida Power & Light Company for the months of February and March 2018;
- (b) FPSC Forms 423-2, 423-2(a), and 423-2(b) for Plant Scherer for the months of December 2017, January and February 2018.

FPL's Request for Confidential Classification of the information removed from FPL FPSC Form 423-1(a) and Plant Scherer FPSC Forms 423-2, 423-2(a) and 423-2(b) is being filed under separate cover. Should you have any questions regarding this filing, please contact me.

Thank you for your attention to this matter.

Sincerely,

A handwritten signature in blue ink, appearing to read 'John T. Butler', is written over a printed name.

John T. Butler


Enclosures

cc: Parties of Record

RECEIVED FPSC
2018 05 01 PM 12:15
COMMISSION
CLERK

MONTHLY REPORT OF COST AND QUALITY OF FUEL OIL FOR ELECTRIC PLANTS
ORIGIN, VOLUME, DELIVERED PRICE AND AS RECEIVED QUANTITY

- 1. REPORTING MONTH: FEB YEAR: 2018
- 2. REPORTING COMPANY: FLORIDA POWER & LIGHT COMPANY

- 3. NAME, TITLE .TELEPHONE NUMBER OF CONTACT PERSON CONCERNING DATA
SUBMITTED ON THIS FORM: RENAE DEATON, REGULATORY AFFAIRS, (561) 691-2839
- 4. SIGNATURE OF OFFICIAL SUBMITTING REPORT:  _____
- 5. DATE COMPLETED: 03/16/2018

LINE NO	PLANT	SUPPLIER	SHIPPING POINT	PURCHASE TYPE	DELIVERY LOCATION	DELIVERY DATE	TYPE OIL	SULFUR (%)	BTU CONTENT (BTU / GAL)	VOLUME (BBLs)	PRICE (\$/BBL)
1	RIVIERA	APEC	NA-TRUCK DELIVERY			02/23/2018	F03	N/A	N/A	8619	84.7047
2	LAUDERDALE GT S	TOC	NA-TRUCK DELIVERY			02/28/2018	F03	N/A	N/A	5036	79.1018
3	MARTIN	INDIANTOWN	NA-TRUCK DELIVERY	STC		02/26/2018	PRO	N/A	N/A	15	76.3433
4	MANATEE	SUBURBAN	NA-TRUCK DELIVERY	STC		02/22/2018	PRO	N/A	N/A	2	58.8950


MONTHLY REPORT OF COST AND QUALITY OF FUEL OIL FOR ELECTRIC PLANTS
 DETAIL OF INVOICE AND TRANSPORTATION CHARGES

FPSC FORM NO. 423-1 (a)

1. REPORTING MONTH: FEB YEAR: 2018

2. REPORTING COMPANY: FLORIDA POWER LIGHT COMPANY

3. NAME, TITLE TELEPHONE NUMBER OF CONTACT PERSON CONCERNING DATA
 SUBMITTED ON THIS FORM: RENAE DEATON, REGULATORY AFFAIRS, (561) 691-2839

4. SIGNATURE OF OFFICIAL SUBMITTING REPORT: 


5. DATE COMPLETED: 03/16/2018

(A) LINE NO.	(B) PLANT	(C) SUPPLIER	(D) DELIVERY LOCATION	(E) DELIVERY DATE	(F) TYPE OIL	(G) VOLUME (BBL)	(H) INVOICE PRICE (\$/BBL)	(I) INVOICE AMOUNT (\$)	(J) DISCOUNT (\$)	(K) NET AMOUNT (\$)	(L) NET PRICE (\$/BBL)	(M) QUALITY ADJUST. (\$/BBL)	(N) EFFECTIVE PUR PRICE (\$/BBL)	(O) TRANSP TO TERM (\$/BBL)	(P) ADDITIONAL TRANS CHGS (\$/BBL)	(Q) OTHER CHGS (\$/BBL)	(R) DELIVERED PRICE (\$/BBL)
1	PRV	APEC		02/23/2018	F03	8619								0.0000			84.7046
2	GFL	TOC		02/21/2018	F03	2562								0.0000			76.9698
3	GFL	TOC		02/28/2018	F03	2474								0.0000			81.3097
4	PMR	INDIANTOWN		02/26/2018	PRO	15								0.0000			76.3433
5	PMT	SUBURBAN		02/22/2018	PRO	2								0.0000			58.8950

EDITED COPY

MONTHLY REPORT OF COST AND QUALITY OF FUEL OIL FOR ELECTRIC PLANTS
ORIGIN, VOLUME, DELIVERED PRICE AND AS RECEIVED QUANTITY

1. REPORTING MONTH: MAR YEAR: 2018
2. REPORTING COMPANY: FLORIDA POWER & LIGHT COMPANY

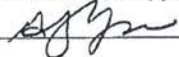
3. NAME, TITLE TELEPHONE NUMBER OF CONTACT PERSON CONCERNING DATA
SUBMITTED ON THIS FORM: RENAE DEATON, REGULATORY AFFAIRS, (561) 691-2839
4. SIGNATURE OF OFFICIAL SUBMITTING REPORT: 
5. DATE COMPLETED: 04/24/2018

LINE NO	PLANT	SUPPLIER	SHIPPING POINT	PURCHASE TYPE	DELIVERY LOCATION	DELIVERY DATE	TYPE OIL	SULFUR (%)	BTU CONTENT (BTU / GAL)	VOLUME (BBLs)	PRICE (\$/BBL)
1	RIVIERA	APEC	NA-TRUCK DELIVERY			03/09/2018	F03	N/A	N/A	8939	83.3432
2	LAUDERDALE GT S	TOC	NA-TRUCK DELIVERY			03/22/2018	F03	N/A	N/A	23480	86.3364
3	FORT LAUDERDALE	AMERIGAS	NA-TRUCK DELIVERY	STC		03/13/2018	PRO	N/A	N/A	50	214.8600

MONTHLY REPORT OF COST AND QUALITY OF FUEL OIL FOR ELECTRIC PLANTS
 DETAIL OF INVOICE AND TRANSPORTATION CHARGES

FPSC FORM NO. 423-1 (a)

1. REPORTING MONTH: MAR YEAR: 2018
 2. REPORTING COMPANY: FLORIDA POWER LIGHT COMPANY


3. NAME, TITLE TELEPHONE NUMBER OF CONTACT PERSON CONCERNING DATA
 SUBMITTED ON THIS FORM: RENAE DEATON, REGULATORY AFFAIRS, (561) 691-2839
 4. SIGNATURE OF OFFICIAL SUBMITTING REPORT: 
 5. DATE COMPLETED: 04/24/2018

(A)	(B)	(C)	(D)	(E)	(F)	(G)	(H)	(I)	(J)	(K)	(L)	(M)	(N)	(O)	(P)	(Q)	(R)
LINE NO.	PLANT	SUPPLIER	DELIVERY LOCATION	DELIVERY DATE	TYPE OIL	VOLUME (BBL)	INVOICE PRICE (\$/BBL)	INVOICE AMOUNT (\$)	DISCOUNT (\$)	NET AMOUNT (\$)	NET PRICE (\$/BBL)	QUALITY ADJUST. (\$/BBL)	EFFECTIVE PUR PRICE (\$/BBL)	TRANSP TO TERM (\$/BBL)	ADDITIONAL TRANS CHGS (\$/BBL)	OTHER CHGS (\$/BBL)	DELIVERED PRICE (\$/BBL)
1	PRV	APEC		03/09/2018	F03	8939								0.0000			83.3432
2	GFL	TOC		03/22/2018	F03	23480								0.0000			86.3384
3	PFL	AMERIGAS		03/13/2018	PRO	50								0.0000			214.8600

EDITED COPY

**MONTHLY REPORT OF COST AND QUALITY OF COAL FOR ELECTRIC PLANTS
ORIGIN, TONNAGE, DELIVERED PRICE, AND AS RECEIVED QUALITY**

1. Reporting Month: **December** Year: **2017**
 2. Reporting Company: **FLORIDA POWER & LIGHT COMPANY**
 3. Plant Name: **R.W.SCHERER**

4. Name, Title & Telephone Number of Contact Person Concerning Data
 Submitted on this Form: **Renae Deaton**
561 691-2839
 5. Signature of Official Submitting Report: 
 6. Date Completed: **01-Mar-18**

<u>Line No.</u> (a)	<u>Supplier Name</u> (b)	<u>Mine Location</u> (c)	<u>Purchase Type</u> (d)	<u>Transport Mode</u> (e)	<u>Tons</u> (f)	<u>Purchase Price (\$/Ton)</u> (g)	<u>Effective Transport Charges (\$/Ton)</u> (h)	<u>Total FOB Plant Price (\$/Ton)</u> (i)	<u>Sulfur Content (%)</u> (j)	<u>Btu Content (Btu/lb)</u> (k)	<u>Ash Content (%)</u> (l)	<u>Moisture Content (%)</u> (m)
(1)	COAL SALES, LLC	19/WY/5	S	UR	79,185.63			38.504	0.32	8,513	4.68	29.34
(2)	BUCKSKIN MINING COMPA	19/WY/5	S	UR	79,039.60			38.770	0.26	8,556	4.75	28.84
(3)	ARCH COAL SALES CO, INC	19/WY/5	S	UR	42,934.87			38.789	0.33	8,295	5.69	30.65

EDITED COPY

**MONTHLY REPORT OF COST AND QUALITY OF COAL FOR ELECTRIC PLANTS
DETAILED PURCHASED COAL INVOICE INFORMATION**

1. Reporting Month: **December** Year: **2017**
 2. Reporting Company: **FLORIDA POWER & LIGHT COMPANY**
 3. Plant Name: **R.W.SCHERER**

4. Name, Title & Telephone Number of Contact Person Concerning Data
 Submitted on this Form: **Renae Deaton**
 561 691-2839

5. Signature of Official Submitting Report:



6. Date Completed: **01-Mar-18**

<u>Line No.</u> (a)	<u>Supplier Name</u> (b)	<u>Mine Location</u> (c)	<u>Purch. Type</u> (d)	<u>Tons</u> (e)	<u>FOB Mine Price (\$/Ton)</u> (f)	<u>Shorthaul & Loading Charges (\$/Ton)</u> (g)	<u>Original Invoice Price (\$/Ton)</u> (h)	<u>Retroactive Price Increase (\$/Ton)</u> (i)	<u>Base Price (\$/Ton)</u> (j)	<u>Quality Adjustments (\$/Ton)</u> (k)	<u>Effective Purchase Price (\$/Ton)</u> (l)
(1)	COAL SALES, LLC	19/WY/5	S	79,185.63		0.129		-		0.110	
(2)	BUCKSKIN MINING COMP	19/WY/5	S	79,039.60		0.135		-		0.142	
(3)	ARCH COAL SALES CO, IN	19/WY/5	S	42,934.87		0.148		-		(0.089)	

EDITED COPY

MONTHLY REPORT OF COST AND QUALITY OF COAL FOR ELECTRIC PLANTS
 DETAILED TRANSPORTATION INVOICE INFORMATION

1. Reporting Month: December Year: 2017
 2. Reporting Company: FLORIDA POWER & LIGHT COMPANY
 3. Plant Name: R.W.SCHERER

4. Name, Title & Telephone Number of Contact Person Concerning Data
 Submitted on this Form: Renae Deaton
 561 691-2839
 5. Signature of Official Submitting Report: *Ken Brooking*
 6. Date Completed: 01-Mar-18

Line No. (a)	Supplier Name (b)	Mine Location (c)	Shipping Point (d)	Transport Mode (e)	Tons (f)	Effective Purchase Price (\$/Ton) (g)	Additional Shorthaul & Loading Charges (\$/Ton) (h)	Rail Charges		Waterborne Charges				Other Related Charges (\$/Ton) (o)	Total Transportation Charges (\$/Ton) (p)	FOB Plant Price (\$/Ton) (q)
								Rail Rate (\$/Ton) (i)	Other Rail Charges (\$/Ton) (j)	River Barge Rate (\$/Ton) (k)	Trans-loading Rate (\$/Ton) (l)	Ocean Barge Rate (\$/Ton) (m)	Other Water Charges (\$/Ton) (n)			
(1)	COAL SALES, LLC	19/WY/5	CABALLO JCT, W1	UR	79,185.63	-	-	-	-	-	-	-	-	-	-	38.504
(2)	BUCKSKIN MINING COM	19/WY/5	BUCKSKIN JCT, W	UR	79,039.60	-	-	-	-	-	-	-	-	-	-	38.770
(3)	ARCH COAL SALES CO,	19/WY/5	THUNDER JCT, W	UR	42,934.87	-	-	-	-	-	-	-	-	-	-	38.789


EDITED COPY

MONTHLY REPORT OF COST AND QUALITY OF COAL FOR ELECTRIC PLANTS
ORIGIN, TONNAGE, DELIVERED PRICE, AND AS RECEIVED QUALITY

1. Reporting Month: **January** Year: **2018**
 2. Reporting Company: **FLORIDA POWER & LIGHT COMPANY**
 3. Plant Name: **R.W.SCHERER**

4. Name, Title & Telephone Number of Contact Person Concerning Data
 Submitted on this Form: **Renae Deaton**
 561 691-2839

5. Signature of Official Submitting Report:



6. Date Completed: **10-Apr-18**

Line No. (a)	Supplier Name (b)	Mine Location (c)	Purchase Type (d)	Transport Mode (e)	Tons (f)	Purchase Price (\$/Ton) (g)	Effective Transport Charges (\$/Ton) (h)	Total FOB Plant Price (\$/Ton) (i)	Sulfur Content (%) (j)	Btu Content (Btu/lb) (k)	Ash Content (%) (l)	Moisture Content (%) (m)
(1)	COAL SALES, LLC	19/WY/5	S	UR	47,140.95			38.611	0.36	8,366	4.67	30.48
(2)	BUCKSKIN MINING COMPA	19/WY/5	S	UR	31,659.20			38.742	0.32	8,415	4.91	29.42
(3)	ARCH COAL SALES CO, INC	19/WY/5	S	UR	36,395.22			38.985	0.32	8,347	5.42	30.49
(4)	CONTURA COAL SALES, LL	19/WY/5	S	UR	11,663.94			38.404	0.50	8,214	5.47	30.73

EDITED COPY

**MONTHLY REPORT OF COST AND QUALITY OF COAL FOR ELECTRIC PLANTS
DETAILED PURCHASED COAL INVOICE INFORMATION**

- | | | | | |
|-----------------------|--|-------|-------------|---|
| 1. Reporting Month: | January | Year: | 2018 | 4. Name, Title & Telephone Number of Contact Person Concerning Data Submitted on this Form: Renae Deaton
561 691-2839 |
| 2. Reporting Company: | FLORIDA POWER & LIGHT COMPANY | | | 5. Signature of Official Submitting Report:  |
| 3. Plant Name: | R.W.SCHERER | | | 6. Date Completed: 10-Apr-18 |

<u>Line No.</u> (a)	<u>Supplier Name</u> (b)	<u>Mine Location</u> (c)	<u>Purch. Type</u> (d)	<u>Tons</u> (e)	<u>FOB Mine Price (\$/Ton)</u> (f)	<u>Shorthaul & Loading Charges (\$/Ton)</u> (g)	<u>Original Invoice Price (\$/Ton)</u> (h)	<u>Retroactive Price Increase (\$/Ton)</u> (i)	<u>Base Price (\$/Ton)</u> (j)	<u>Quality Adjustments (\$/Ton)</u> (k)	<u>Effective Purchase Price (\$/Ton)</u> (l)
(1)	COAL SALES, LLC	19/WY/5	S	47,140.95		0.130		-		(0.154)	
(2)	BUCKSKIN MINING COMP	19/WY/5	S	31,659.20		0.137		-		(0.018)	
(3)	ARCH COAL SALES CO, IN	19/WY/5	S	36,395.22		0.150		-		(0.095)	
(4)	CONTURA COAL SALES, LI	19/WY/5	S	11,663.94		0.147		-		(0.623)	

EDITED COPY

MONTHLY REPORT OF COST AND QUALITY OF COAL FOR ELECTRIC PLANTS
 DETAILED TRANSPORTATION INVOICE INFORMATION

1. Reporting Month: **January** Year: **2018**
 2. Reporting Company: **FLORIDA POWER & LIGHT COMPANY**
 3. Plant Name: **R.W.SCHERER**

4. Name, Title & Telephone Number of Contact Person Concerning Data
 Submitted on this Form: **Renae Deaton**
 561 691-2839
 5. Signature of Official Submitting Report: *Ken Brockway*
 6. Date Completed: **10-Apr-18**

Line No. (a)	Supplier Name (b)	Mine Location (c)	Shipping Point (d)	Transport Mode (e)	Tons (f)	Effective Purchase Price (\$/Ton) (g)	Additional Shorthaul & Loading Charges (\$/Ton) (h)	Rail Charges		Waterborne Charges				Other Related Charges (\$/Ton) (o)	Total Transportation Charges (\$/Ton) (p)	FOB Plant Price (\$/Ton) (q)
								Rail Rate (\$/Ton) (i)	Other Rail Charges (\$/Ton) (j)	River Barge Rate (\$/Ton) (k)	Trans-loading Rate (\$/Ton) (l)	Ocean Barge Rate (\$/Ton) (m)	Other Water Charges (\$/Ton) (n)			
(1)	COAL SALES, LLC	19/WY/5	CABALLO JCT, W	UR	47,140.95	-	-	-	-	-	-	-	-	-	-	38.611
(2)	BUCKSKIN MINING COM	19/WY/5	BUCKSKIN JCT, W	UR	31,659.20	-	-	-	-	-	-	-	-	-	-	38.742
(3)	ARCH COAL SALES CO,	19/WY/5	THUNDER JCT, W	UR	36,395.22	-	-	-	-	-	-	-	-	-	-	38.985
(4)	CONTURA COAL SALES	19/WY/5	EAGLE BUTTE, W	UR	11,663.94	-	-	-	-	-	-	-	-	-	-	38.404

EDITED COPY

**MONTHLY REPORT OF COST AND QUALITY OF COAL FOR ELECTRIC PLANTS
ORIGIN, TONNAGE, DELIVERED PRICE, AND AS RECEIVED QUALITY**

1. Reporting Month: **February** Year: **2018**
 2. Reporting Company: **FLORIDA POWER & LIGHT COMPANY**
 3. Plant Name: **R.W.SCHERER**

4. Name, Title & Telephone Number of Contact Person Concerning Data
 Submitted on this Form: **Rena Deaton**
561 691-2839

5. Signature of Official Submitting Report:
 6. Date Completed: **19-Apr-18**

<u>Line No.</u> (a)	<u>Supplier Name</u> (b)	<u>Mine Location</u> (c)	<u>Purchase Type</u> (d)	<u>Transport Mode</u> (e)	<u>Tons</u> (f)	<u>Purchase Price (\$/Ton)</u> (g)	<u>Effective Transport Charges (\$/Ton)</u> (h)	<u>Total FOB Plant Price (\$/Ton)</u> (i)	<u>Sulfur Content (%)</u> (j)	<u>Btu Content (Btu/lb)</u> (k)	<u>Ash Content (%)</u> (l)	<u>Moisture Content (%)</u> (m)
(1)	BUCKSKIN MINING COMPA	19/WY/5	S	UR	15,668.58			38.720	0.28	8,277	4.89	29.95
(2)	ARCH COAL SALES CO, INC	19/WY/5	S	UR	42,783.22			39.079	0.36	8,269	5.82	30.77
(3)	CONTURA COAL SALES, LL	19/WY/5	S	UR	27,170.80			38.719	0.36	8,250	4.59	31.11

EDITED COPY

**MONTHLY REPORT OF COST AND QUALITY OF COAL FOR ELECTRIC PLANTS
DETAILED PURCHASED COAL INVOICE INFORMATION**

1. Reporting Month: **February** Year: **2018**
 2. Reporting Company: **FLORIDA POWER & LIGHT COMPANY**
 3. Plant Name: **R.W.SCHERER**

4. Name, Title & Telephone Number of Contact Person Concerning Data
 Submitted on this Form: **Renae Deaton**
 561 691-2839


5. Signature of Official Submitting Report: 
 6. Date Completed: **19-Apr-18**

<u>Line No.</u> (a)	<u>Supplier Name</u> (b)	<u>Mine Location</u> (c)	<u>Purch. Type</u> (d)	<u>Tons</u> (e)	<u>FOB Mine Price (\$/Ton)</u> (f)	<u>Shorthaul & Loading Charges (\$/Ton)</u> (g)	<u>Original Invoice Price (\$/Ton)</u> (h)	<u>Retroactive Price Increase (\$/Ton)</u> (i)	<u>Base Price (\$/Ton)</u> (j)	<u>Quality Adjustments (\$/Ton)</u> (k)	<u>Effective Purchase Price (\$/Ton)</u> (l)
(1)	BUCKSKIN MINING COMPA	19/WY/5	S	15,668.58		0.140		-		(0.173)	
(2)	ARCH COAL SALES CO, IN	19/WY/5	S	42,783.22		0.149		-		(0.120)	
(3)	CONTURA COAL SALES, LI	19/WY/5	S	27,170.80		0.147		-		(0.298)	

EDITED COPY

MONTHLY REPORT OF COST AND QUALITY OF COAL FOR ELECTRIC PLANTS
 DETAILED TRANSPORTATION INVOICE INFORMATION

1. Reporting Month: **February** Year: **2018**
 2. Reporting Company: **FLORIDA POWER & LIGHT COMPANY**
 3. Plant Name: **R.W.SCHERER**

4. Name, Title & Telephone Number of Contact Person Concerning Data
 Submitted on this Form: **Renae Deaton**
 561 691-2839
 5. Signature of Official Submitting Report: 
 6. Date Completed: **19-Apr-18**

Line No.	Supplier Name	Mine Location	Shipping Point	Transport Mode	Tons	Effective Purchase Price (\$/Ton)	Additional Shorthaul & Loading Charges (\$/Ton)	Rail Charges		Waterborne Charges				Other Related Charges (\$/Ton)	Total Transportation Charges (\$/Ton)	FOB Plant Price (\$/Ton)
								Rail Rate (\$/Ton)	Other Rail Charges (\$/Ton)	River Barge Rate (\$/Ton)	Trans-loading Rate (\$/Ton)	Ocean Barge Rate (\$/Ton)	Other Water Charges (\$/Ton)			
(a)	(b)	(c)	(d)	(e)	(f)	(g)	(h)	(i)	(j)	(k)	(l)	(m)	(n)	(o)	(p)	(q)
(1)	BUCKSKIN MINING COM	19/WY/5	BUCKSKIN JCT, W	UR	15,668.58	-	-	-	-	-	-	-	-	-	-	38.720
(2)	ARCH COAL SALES CO,	19/WY/5	THUNDER JCT, W	UR	42,783.22	-	-	-	-	-	-	-	-	-	-	39.079
(3)	CONTURA COAL SALES	19/WY/5	EAGLE BUTTE, W	UR	27,170.80	-	-	-	-	-	-	-	-	-	-	38.719

EDITED COPY

CERTIFICATE OF SERVICE
Docket No. 20180001-EI

I, **THE UNDERSIGNED COUNSEL**, **HEREBY CERTIFY** that copies of Florida Power & Light Company form 423-1(a) for the months of February and March 2018 copies of Plant Scherer forms 423-2, 423-2(a), and 423-2(b) for the months of December 2017, January and February 2018 have been served via electronic mail to the parties listed below this 1st day of May, 2018.

Suzanne Brownless, Esq.
Danijela Janjic, Esq.
Division of Legal Services
Florida Public Service Commission
2540 Shumard Oak Blvd.
Tallahassee, Florida 32399-0850
sbrownle@psc.state.fl.us
djanjic@psc.state.fl.us

J.R. Kelly, Esq.
Patricia Christensen, Esq.
Charles Rehwinkel, Esq.
Erik L. Sayler, Esq.
Office of Public Counsel
c/o The Florida Legislature
111 West Madison Street, Room 812
Tallahassee, Florida 32399
kelly.jr@leg.state.fl.us
christensen.patty@leg.state.fl.us
rehwinkel.charles@leg.state.fl.us
sayler.erik@leg.state.fl.us

Paula K. Brown, Manager
Tampa Electric Company
Regulatory Coordinator
Post Office Box 111
Tampa, Florida 33601-0111
regdept@tecoenergy.com

James D. Beasley, Esq.
J. Jeffrey Wahlen, Esq.
Ausley & McMullen
P.O. Box 391
Tallahassee, Florida 32302
jbeasley@ausley.com
jwahlen@ausley.com
Attorneys for Tampa Electric Company

Andrew Maurey
Michael Barrett
Division of Accounting and Finance
Florida Public Service Commission
2540 Shumard Oak Blvd.
Tallahassee, Florida 32399-0850
amaurey@psc.state.fl.us
mbarrett@psc.state.fl.us

Matthew R. Bernier, Esq.
106 East College Avenue, Suite 800
Tallahassee, Florida 32301
matthew.bernier@duke-energy.com

Dianne M. Triplett, Esq.
299 First Avenue North
St. Petersburg, Florida 33701
dianne.triplett@duke-energy.com
Attorneys for Duke Energy Florida

Jeffrey A. Stone
Rhonda J. Alexander
Gulf Power Company
One Energy Place
Pensacola, Florida 32520-0780
jastone@southernco.com
rjalexad@southernco.com

Russell A. Badders, Esq.
Steven R. Griffin, Esq.
Beggs & Lane
P.O. Box 12950
Pensacola, Florida 32591-2950
rab@beggslane.com
srg@beggslane.com
Attorneys for Gulf Power Company

Mike Cassel
Director, Regulatory and Governmental
Affairs

Florida Public Utilities Company
1750 S.W. 14th Street, Suite 200
Fernandina Beach, Florida 32034
mcassel@fpuc.com


Beth Keating, Esq.
Gunster Law Firm
215 South Monroe St., Suite 601
Tallahassee, Florida 32301-1804
bkeating@gunster.com
**Attorneys for Florida
Public Utilities Company**

Robert Scheffel Wright, Esq.
John T. LaVia, III, Esq.
Gardner, Bist, Wiener, et al
1300 Thomaswood Drive
Tallahassee, Florida 32308
schef@gbwlegal.com
jlavia@gbwlegal.com
Attorneys for Florida Retail Federation

James W. Brew, Esq.
Laura A. Wynn, Esq.
Stone Mattheis Xenopoulos & Brew, PC
1025 Thomas Jefferson Street, NW
Eighth Floor, West Tower
Washington, DC 20007-5201
jbrew@smxblaw.com
law@smxblaw.com
**Attorneys for PCS Phosphate -
White Springs**

Jon C. Moyle, Esq.
Moyle Law Firm, P.A.
118 N. Gadsden St.
Tallahassee, Florida 32301
jmoyle@moylelaw.com
**Attorneys for Florida Industrial Power
Users Group**

By: _____


John T. Butler
Florida Bar No. 283479