



Maria J. Moncada  
Senior Attorney  
Florida Power & Light Company  
700 Universe Boulevard  
Juno Beach, Florida 33408  
(561) 304-5795  
(561) 691-7135 Facsimile  
Email: Maria.Moncada@fpl.com

January 28, 2019

**VIA HAND DELIVERY**

Mr. Adam Teitzman  
Division of the Commission Clerk and  
Administrative Services  
Florida Public Service Commission  
Betty Easley Conference Center, Room 110  
2540 Shumard Oak Boulevard  
Tallahassee, Florida 32399-0850

**REDACTED**

RECEIVED-FPSC  
2019 JAN 28 PM 1:23  
COMMISSION  
CLERK

**Re: Docket No. 20190001-EI – 423 Fuel Filing**

Dear Mr. Teitzman:

Enclosed for filing are copies of the following monthly fuel reports for Florida Power & Light Company:

- (a) FPSC Forms 423-1, 423-1(a), and 423-1(b) for Florida Power & Light Company for the months of October, November and December 2018; and
- (b) FPSC Forms 423-2, 423-2(a), and 423-2(b) for Plant Scherer for the months of September, October and November 2018.

FPL's Request for Confidential Classification of the information removed from FPL FPSC Form 423-1(a) and Plant Scherer FPSC Forms 423-2, 423-2(a) and 423-2(b) is being filed under separate cover. Should you have any questions regarding this filing, please contact me.

Thank you for your attention to this matter.

Sincerely,

  
Maria J. Moncada

Enclosures


cc: Parties of Record

7098927

FPSC FORM NO. 423-1

MONTHLY REPORT OF COST AND QUALITY OF FUEL OIL FOR ELECTRIC PLANTS  
 ORIGIN, VOLUME, DELIVERED PRICE AND AS RECEIVED QUANTITY

1. REPORTING MONTH: OCT YEAR: 2018  
 2. REPORTING COMPANY: FLORIDA POWER LIGHT COMPANY

3. NAME, TITLE, TELEPHONE NUMBER OF CONTACT PERSON CONCERNING DATA  
 SUBMITTED ON THIS FORM: RENAE DEATON, REGULATORY AFFAIRS, (561) 691-2839  
 4. SIGNATURE OF OFFICIAL SUBMITTING REPORT:   
 5. DATE COMPLETED: 01/18/2019

LINE NO	PLANT	SUPPLIER	SHIPPING POINT	PURCHASE TYPE	DELIVERY LOCATION	DELIVERY DATE	TYPE OIL	SULFUR (%)	BTU CONTENT (BTU / GAL)	VOLUME (BBL)	DELIVERED PRICE (\$/BBL)
1	FT. MYERS	APEC	NA-TRUCK DELIVERY			10/30/2018	F03	N/A	N/A	8816	106.0843
2	WEST COUNTY EC	APEC	NA-TRUCK DELIVERY			10/25/2018	F03	N/A	N/A	14511	104.6315
3	MANATEE		NA-TRUCK DELIVERY	STC		10/21/2018	PRO	N/A	N/A	287	70.3030

1. REPORTING MONTH: OCT YEAR: 2018

2. REPORTING COMPANY: FLORIDA POWER LIGHT COMPANY

MONTHLY REPORT OF COST AND QUALITY OF FUEL OIL FOR ELECTRIC PLANTS  
 DETAIL OF INVOICE AND TRANSPORTATION CHARGES

3. NAME, TITLE TELEPHONE NUMBER OF CONTACT PERSON CONCERNING DATA  
 SUBMITTED ON THIS FORM: RENAE DEATON, REGULATORY AFFAIRS, (561) 691-2839

4. SIGNATURE OF OFFICIAL SUBMITTING REPORT: 

5. DATE COMPLETED: 01/18/2019

(A)	(B)	(C)	(D)	(E)	(F)	(G)	(H)	(I)	(J)	(K)	(L)	(M)	(N)	(O)	(P)	(Q)	(R)
LINE NO.	PLANT	SUPPLIER	DELIVERY LOCATION	DELIVERY DATE	TYPE OIL	VOLUME (BBLs)	INVOICE PRICE (\$/BBL)	INVOICE AMOUNT (\$)	DISCOUNT (\$)	NET AMOUNT (\$)	NET PRICE (\$/BBL)	QUALITY ADJUST. (\$/BBL)	EFFECTIVE PUR PRICE (\$/BBL)	TRANSP TO TERM (\$/BBL)	ADDITIONAL TRANS CHGS (\$/BBL)	OTHER CHGS (\$/BBL)	DELIVERED PRICE (\$/BBL)
1	PFM	APEC		10/26/2018	F03	7423								0.0000			106.2764
2	PFM	APEC		10/30/2018	F03	1393								0.0000			105.0604
3	PWC	APEC		10/25/2018	F03	14511								0.0000			104.6315
4	PMT			10/21/2018	PRO	287								0.0000			70.3030

**EDITED COPY**



MONTHLY REPORT OF COST AND QUALITY OF COAL FOR ELECTRIC PLANTS  
ORIGIN, TONNAGE, DELIVERED PRICE, AND AS RECEIVED QUALITY

1. Reporting Month: **September** Year: **2018**  
 2. Reporting Company: **FLORIDA POWER & LIGHT COMPANY**  
 3. Plant Name: **R.W.SCHERER**  
 4. Name, Title & Telephone Number of Contact Person Concerning Data Submitted on this Form: **Renae Deaton**  
 561 691-2839  
 5. Signature of Official Submitting Report: *[Handwritten Signature]*  
 6. Date Completed: **08-Jan-19**


Line No. (a)	Supplier Name (b)	Mine Location (c)	Purchase Type (d)	Transport Mode (e)	Tons (f)	Purchase Price (\$/Ton) (g)	Effective Transport Charges (\$/Ton) (h)	Total FOB Plant Price (\$/Ton) (i)	Sulfur Content (%) (j)	Btu Content (Btu/lb) (k)	Ash Content (%) (l)	Moisture Content (%) (m)
(1)	CONTURA COAL SALES, LLC	19/WY/5	S	UR	38,828.77			39.690	0.38	8,328	4.72	30.52
(2)	BUCKSKIN MINING COMPANY	19/WY/5	S	UR	114,488.43			39.379	0.27	8,501	4.41	29.47
(3)	BUCKSKIN MINING COMPANY	19/WY/5	S	UR	22,321.33			39.417	0.32	8,558	4.42	29.15

REDACTED VERSION Page 3

**EDITED COPY**

**MONTHLY REPORT OF COST AND QUALITY OF COAL FOR ELECTRIC PLANTS  
DETAILED PURCHASED COAL INVOICE INFORMATION**

1. Reporting Month: **September** Year: **2018**  
 2. Reporting Company: **FLORIDA POWER & LIGHT COMPANY**  
 3. Plant Name: **R.W.SCHERER**

4. Name, Title & Telephone Number of Contact Person Concerning Data Submitted on this Form: **Renae Deaton**  
**561 691-2839**  
 5. Signature of Official Submitting Report:   
 6. Date Completed: **08-Jan-19**

<u>Line No.</u> (a)	<u>Supplier Name</u> (b)	<u>Mine Location</u> (c)	<u>Purch. Type</u> (d)	<u>Tons</u> (e)	<u>FOB Mine Price (\$/Ton)</u> (f)	<u>Shorthaul &amp; Loading Charges (\$/Ton)</u> (g)	<u>Original Invoice Price (\$/Ton)</u> (h)	<u>Retroactive Price Increase (\$/Ton)</u> (i)	<u>Base Price (\$/Ton)</u> (j)	<u>Quality Adjustments (\$/Ton)</u> (k)	<u>Effective Purchase Price (\$/Ton)</u> (l)
(1)	CONTURA COAL SALES, LLC	19/WY/5	S	38,828.77		0.147		-		(0.167)	
(2)	BUCKSKIN MINING COMPANY	19/WY/5	S	114,488.43		0.140		-		0.108	
(3)	BUCKSKIN MINING COMPANY	19/WY/5	S	22,321.33		0.140		-		0.156	

**EDITED COPY**

MONTHLY REPORT OF COST AND QUALITY OF COAL FOR ELECTRIC PLANTS  
 DETAILED TRANSPORTATION INVOICE INFORMATION

1. Reporting Month: **September** Year: **2018** 4. Name, Title & Telephone Number of Contact Person Concerning Data Submitted on this Form: **Renee Deaton 561 691-2839**

2. Reporting Company: **FLORIDA POWER & LIGHT COMPANY**

3. Plant Name: **R.W.SCHERER** 5. Signature of Official Submitting Report: 

6. Date Completed: **08-Jan-19**

Line No. (a)	Supplier Name (b)	Mine Location (c)	Shipping Point (d)	Transport Mode (e)	Tons (f)	Effective Purchase Price (\$/Ton) (g)	Additional Shorthaul & Loading Charges (\$/Ton) (h)	Rail Charges		Waterborne Charges				Other Related Charges (\$/Ton) (o)	Total Transportation Charges (\$/Ton) (p)	FOB Plant Price (\$/Ton) (q)
								Rail Rate (\$/Ton) (i)	Other Rail Charges (\$/Ton) (j)	River Barge Rate (\$/Ton) (k)	Trans-loading Rate (\$/Ton) (l)	Ocean Barge Rate (\$/Ton) (m)	Other Water Charges (\$/Ton) (n)			
(1)	CONTURA COAL SALES, LLC	19/WY/5	EAGLE BUTTE, W	UR	38,828.77	-	-	-	-	-	-	-	-	-	-	39.690
(2)	BUCKSKIN MINING COMPANY	19/WY/5	BUCKSKIN JUNCT	UR	114,488.43	-	-	-	-	-	-	-	-	-	-	39.379
(3)	BUCKSKIN MINING COMPANY	19/WY/5	BUCKSKIN JUNCT	UR	22,321.33	-	-	-	-	-	-	-	-	-	-	39.417


REDACTED VERSION Page 2

**EDITED COPY**

FPSC FORM NO. 423-1

- 1. REPORTING MONTH: NOV YEAR: 2018
- 2. REPORTING COMPANY: FLORIDA POWER LIGHT COMPANY

MONTHLY REPORT OF COST AND QUALITY OF FUEL OIL FOR ELECTRIC PLANTS  
ORIGIN, VOLUME, DELIVERED PRICE AND AS RECEIVED QUANTITY

- 3. NAME, TITLE TELEPHONE NUMBER OF CONTACT PERSON CONCERNING DATA  
SUBMITTED ON THIS FORM: RENAE DEATON, REGULATORY AFFAIRS, (561) 691-2839
- 4. SIGNATURE OF OFFICIAL SUBMITTING REPORT: 
- 5. DATE COMPLETED: 01/18/2019

LINE NO	PLANT	SUPPLIER	SHIPPING POINT	PURCHASE TYPE	DELIVERY LOCATION	DELIVERY DATE	TYPE OIL	SULFUR (%)	BTU CONTENT (BTU / GAL)	VOLUME (BBL)	DELIVERED PRICE (\$/BBL)
1	FT. MYERS	APEC	NA-TRUCK DELIVERY			11/26/2018	F03	N/A	N/A	10226	93.6045



FPSC FORM NO. 423-1 (a)

1. REPORTING MONTH: NOV YEAR: 2018

2. REPORTING COMPANY: FLORIDA POWER LIGHT COMPANY

MONTHLY REPORT OF COST AND QUALITY OF FUEL OIL FOR ELECTRIC PLANTS  
 DETAIL OF INVOICE AND TRANSPORTATION CHARGES

3. NAME, TITLE TELEPHONE NUMBER OF CONTACT PERSON CONCERNING DATA  
 SUBMITTED ON THIS FORM: RENAE DEATON, REGULATORY AFFAIRS, (561) 691-2839

4. SIGNATURE OF OFFICIAL SUBMITTING REPORT:   
 5. DATE COMPLETED: 01/18/2019

(A)	(B)	(C)	(D)	(E)	(F)	(G)	(H)	(I)	(J)	(K)	(L)	(M)	(N)	(O)	(P)	(Q)	(R)
LINE NO.	PLANT	SUPPLIER	DELIVERY LOCATION	DELIVERY DATE	TYPE OIL	VOLUME (BBL)	INVOICE PRICE (\$/BBL)	INVOICE AMOUNT (\$)	DISCOUNT (\$)	NET AMOUNT (\$)	NET PRICE (\$/BBL)	QUALITY ADJUST. (\$/BBL)	EFFECTIVE PUR PRICE (\$/BBL)	TRANSP TO TERM (\$/BBL)	ADDITIONAL TRANS CHGS (\$/BBL)	OTHER CHGS (\$/BBL)	DELIVERED PRICE (\$/BBL)
1	PFM	APEC		11/26/2018	F03	10226								0.0000			93.6045

**EDITED COPY**



MONTHLY REPORT OF COST AND QUALITY OF COAL FOR ELECTRIC PLANTS  
 ORIGIN, TONNAGE, DELIVERED PRICE, AND AS RECEIVED QUALITY


1. Reporting Month: **October** Year: **2018** 4. Name, Title & Telephone Number of Contact Person Concerning Data Submitted on this Form: **Renaë Deaton**  
 561 691-2839  
 2. Reporting Company: **FLORIDA POWER & LIGHT COMPANY**  
 3. Plant Name: **R.W.SCHERER** 5. Signature of Official Submitting Report:   
 6. Date Completed: **08-Jan-19**

Line No. (a)	Supplier Name (b)	Mine Location (c)	Purchase Type (d)	Transport Mode (e)	Tons (f)	Purchase Price (\$/Ton) (g)	Effective Transport Charges (\$/Ton) (h)	Total FOB Plant Price (\$/Ton) (i)	Sulfur Content (%) (j)	Btu Content (Btu/lb) (k)	Ash Content (%) (l)	Moisture Content (%) (m)
(1)	CONTURA COAL SALES, LLC	19/WY/5	S	UR	27,312.28			39.550	0.40	8,285	4.84	30.76
(2)	BUCKSKIN MINING COMPANY	19/WY/5	S	UR	81,351.02			39.180	0.30	8,456	4.43	29.66
(3)	BUCKSKIN MINING COMPANY	19/WY/5	S	UR	22,426.45			39.145	0.33	8,390	4.74	29.96
(4)	BUCKSKIN MINING COMPANY	19/WY/5	S	UR	18,723.26			38.430	0.33	8,282	4.64	30.66

**EDITED COPY**

**MONTHLY REPORT OF COST AND QUALITY OF COAL FOR ELECTRIC PLANTS  
DETAILED PURCHASED COAL INVOICE INFORMATION**

1. Reporting Month: **October** Year: **2018**  
 2. Reporting Company: **FLORIDA POWER & LIGHT COMPANY**  
 3. Plant Name: **R.W.SCHERER**


4. Name, Title & Telephone Number of Contact Person Concerning Data Submitted on this Form: **Renae Deaton**  
**561 691-2839**  
 5. Signature of Official Submitting Report:   
 6. Date Completed: **08-Jan-19**

<u>Line No.</u> (a)	<u>Supplier Name</u> (b)	<u>Mine Location</u> (c)	<u>Purch. Type</u> (d)	<u>Tons</u> (e)	<u>FOB Mine Price (\$/Ton)</u> (f)	<u>Shorthaul &amp; Loading Charges (\$/Ton)</u> (g)	<u>Original Invoice Price (\$/Ton)</u> (h)	<u>Retroactive Price Increase (\$/Ton)</u> (i)	<u>Base Price (\$/Ton)</u> (j)	<u>Quality Adjustments (\$/Ton)</u> (k)	<u>Effective Purchase Price (\$/Ton)</u> (l)
(1)	CONTURA COAL SALES, LLC	19/WY/5	S	27,312.28		0.147		-		(0.227)	
(2)	BUCKSKIN MINING COMPANY	19/WY/5	S	81,351.02		0.140		-		(0.021)	
(3)	BUCKSKIN MINING COMPANY	19/WY/5	S	22,426.45		0.140		-		(0.046)	
(4)	BUCKSKIN MINING COMPANY	19/WY/5	S	18,723.26		0.140		-		(0.390)	

**EDITED COPY**

MONTHLY REPORT OF COST AND QUALITY OF COAL FOR ELECTRIC PLANTS  
 DETAILED TRANSPORTATION INVOICE INFORMATION

1. Reporting Month: **October** Year: **2018**  
 2. Reporting Company: **FLORIDA POWER & LIGHT COMPANY**  
 3. Plant Name: **R.W.SCHERER**

4. Name, Title & Telephone Number of Contact Person Concerning Data  
 Submitted on this Form: **Rena Deaton**  
 561 691-2839  
 5. Signature of Official Submitting Report:   
 6. Date Completed: **08-Jan-19**

Line No. (a)	Supplier Name (b)	Mine Location (c)	Shipping Point (d)	Transport Mode (e)	Tons (f)	Effective Purchase Price (\$/Ton) (g)	Additional Shorthaul & Loading Charges (\$/Ton) (h)	Rail Charges		Waterborne Charges				Other Related Charges (\$/Ton) (o)	Total Transportation Charges (\$/Ton) (p)	FOB Plant Price (\$/Ton) (q)
								Rail Rate (\$/Ton) (i)	Other Rail Charges (\$/Ton) (j)	River Barge Rate (\$/Ton) (k)	Trans-loading Rate (\$/Ton) (l)	Ocean Barge Rate (\$/Ton) (m)	Other Water Charges (\$/Ton) (n)			
(1)	CONTURA COAL SALES, LLC	19/WY/5	EAGLE BUTTE, W	UR	27,312.28	-	-	-	-	-	-	-	-	-	39.550	
(2)	BUCKSKIN MINING COMPANY	19/WY/5	BUCKSKIN JUNCT	UR	81,351.02	-	-	-	-	-	-	-	-	-	39.180	
(3)	BUCKSKIN MINING COMPANY	19/WY/5	BUCKSKIN JUNCT	UR	22,426.45	-	-	-	-	-	-	-	-	-	39.145	
(4)	BUCKSKIN MINING COMPANY	19/WY/5	BUCKSKIN JUNCT	UR	18,723.26	-	-	-	-	-	-	-	-	-	38.430	

REDACTED VERSION Page 2

**EDITED COPY**

MONTHLY REPORT OF COST AND QUALITY OF FUEL OIL FOR ELECTRIC PLANTS  
ORIGIN, VOLUME, DELIVERED PRICE AND AS RECEIVED QUANTITY

1. REPORTING MONTH: DEC YEAR: 2018

2. REPORTING COMPANY: FLORIDA POWER & LIGHT COMPANY

3. NAME, TITLE ,TELEPHONE NUMBER OF CONTACT PERSON CONCERNING DATA  
SUBMITTED ON THIS FORM: RENAE DEATON, REGULATORY AFFAIRS, (561) 691-2839

4. SIGNATURE OF OFFICIAL SUBMITTING REPORT: 

5. DATE COMPLETED: 01/18/2019

LINE NO	PLANT	SUPPLIER	SHIPPING POINT	PURCHASE TYPE	DELIVERY LOCATION	DELIVERY DATE	TYPE OIL	SULFUR (%)	BTU CONTENT (BTU / GAL)	VOLUME (BBLs)	PRICE (\$/BBL)
1	FT. MYERS	APEC	NA-TRUCK DELIVERY			12/17/2018	F03	N/A	N/A	7203	83.2402

1. REPORTING MONTH: DEC YEAR: 2018

2. REPORTING COMPANY: FLORIDA POWER LIGHT COMPANY

MONTHLY REPORT OF COST AND QUALITY OF FUEL OIL FOR ELECTRIC PLANTS  
 DETAIL OF INVOICE AND TRANSPORTATION CHARGES

3. NAME, TITLE, TELEPHONE NUMBER OF CONTACT PERSON CONCERNING DATA  
 SUBMITTED ON THIS FORM: RENAE DEATON, REGULATORY AFFAIRS, (561) 691-2839

4. SIGNATURE OF OFFICIAL SUBMITTING REPORT: 

5. DATE COMPLETED: 01/18/2019

(A)	(B)	(C)	(D)	(E)	(F)	(G)	(H)	(I)	(J)	(K)	(L)	(M)	(N)	(O)	(P)	(Q)	(R)
LINE NO.	PLANT	SUPPLIER	DELIVERY LOCATION	DELIVERY DATE	TYPE OIL	VOLUME (BBL)	INVOICE PRICE (\$/BBL)	INVOICE AMOUNT (\$)	DISCOUNT (\$)	NET AMOUNT (\$)	NET PRICE (\$/BBL)	QUALITY ADJUST. (\$/BBL)	EFFECTIVE PUR PRICE (\$/BBL)	TRANSP TO TERM (\$/BBL)	ADDITIONAL TRANS CHGS (\$/BBL)	OTHER CHGS (\$/BBL)	DELIVERED PRICE (\$/BBL)
1	PFM	APEC		12/17/2018	F03	7203								0.0000			83.2402

**EDITED COPY**





**MONTHLY REPORT OF COST AND QUALITY OF COAL FOR ELECTRIC PLANTS  
ORIGIN, TONNAGE, DELIVERED PRICE, AND AS RECEIVED QUALITY**

1. Reporting Month: **November** Year: **2018** 4. Name, Title & Telephone Number of Contact Person Concerning Data  
Submitted on this Form: **Rena Deaton**  
561 691-2839

2. Reporting Company: **FLORIDA POWER & LIGHT COMPANY**

3. Plant Name: **R.W.SCHERER** 5. Signature of Official Submitting Report:

6. Date Completed: **23-Jan-19**

<u>Line No.</u> (a)	<u>Supplier Name</u> (b)	<u>Mine Location</u> (c)	<u>Purchase Type</u> (d)	<u>Transport Mode</u> (e)	<u>Tons</u> (f)	<u>Purchase Price (\$/Ton)</u> (g)	<u>Effective Transport Charges (\$/Ton)</u> (h)	<u>Total FOB Plant Price (\$/Ton)</u> (i)	<u>Sulfur Content (%)</u> (j)	<u>Btu Content (Btu/lb)</u> (k)	<u>Ash Content (%)</u> (l)	<u>Moisture Content (%)</u> (m)
(1)	CONTURA COAL SALES, LLC	19/WY/5	S	UR	19,532.42			39.743	0.40	8,287	5.08	30.31
(2)	BUCKSKIN MINING COMPANY	19/WY/5	S	UR	11,612.85			39.099	0.36	8,243	4.62	30.85
(3)	BUCKSKIN MINING COMPANY	19/WY/5	S	UR	161,825.46			38.883	0.30	8,437	4.62	29.57

REDACTED VERSION Page 3

**EDITED COPY**

**MONTHLY REPORT OF COST AND QUALITY OF COAL FOR ELECTRIC PLANTS  
DETAILED PURCHASED COAL INVOICE INFORMATION**

1. Reporting Month:	November	Year:	2018	4. Name, Title & Telephone Number of Contact Person Concerning Data Submitted on this Form: Renae Deaton 561 691-2839
2. Reporting Company:	FLORIDA POWER & LIGHT COMPANY			5. Signature of Official Submitting Report:
3. Plant Name:	R.W.SCHERER			6. Date Completed: 23-Jan-19

<u>Line No.</u> (a)	<u>Supplier Name</u> (b)	<u>Mine Location</u> (c)	<u>Purch. Type</u> (d)	<u>Tons</u> (e)	<u>FOB Mine Price (\$/Ton)</u> (f)	<u>Shorthaul &amp; Loading Charges (\$/Ton)</u> (g)	<u>Original Invoice Price (\$/Ton)</u> (h)	<u>Retroactive Price Increase (\$/Ton)</u> (i)	<u>Base Price (\$/Ton)</u> (j)	<u>Quality Adjustments (\$/Ton)</u> (k)	<u>Effective Purchase Price (\$/Ton)</u> (l)
(1)	CONTURA COAL SALES, LLC	19/WY/5	S	19,532.42		0.147		-		(0.064)	
(2)	BUCKSKIN MINING COMPANY	19/WY/5	S	11,612.85		0.140		-		(0.082)	
(3)	BUCKSKIN MINING COMPANY	19/WY/5	S	161,825.46		0.140		-		(0.047)	

REDACTED VERSION Page 1

**EDITED COPY**

MONTHLY REPORT OF COST AND QUALITY OF COAL FOR ELECTRIC PLANTS  
 DETAILED TRANSPORTATION INVOICE INFORMATION

1. Reporting Month: **November** Year: **2018**
2. Reporting Company: **FLORIDA POWER & LIGHT COMPANY**
3. Plant Name: **R.W.SCHERER**
4. Name, Title & Telephone Number of Contact Person Concerning Data  
 Submitted on this Form: **Renae Deaton**  
**561 691-2839**
5. Signature of Official Submitting Report:
6. Date Completed: **23-Jan-19**

Line No. (a)	Supplier Name (b)	Mine Location (c)	Shipping Point (d)	Transport Mode (e)	Tons (f)	Effective Purchase Price (\$/Ton) (g)	Additional Shorthaul & Loading Charges (\$/Ton) (h)	Rail Charges		Waterborne Charges				Other Related Charges (\$/Ton) (o)	Total Transportation Charges (\$/Ton) (p)	FOB Plant Price (\$/Ton) (q)
								Rail Rate (\$/Ton) (i)	Other Rail Charges (\$/Ton) (j)	River Barge Rate (\$/Ton) (k)	Trans-loading Rate (\$/Ton) (l)	Ocean Barge Rate (\$/Ton) (m)	Other Water Charges (\$/Ton) (n)			
(1)	CONTURA COAL SALES, LLC	19/WY/5	EAGLE BUTTE, W	UR	19,532.42	-	-	-	-	-	-	-	-	-	-	39.743
(2)	BUCKSKIN MINING COMPANY	19/WY/5	BUCKSKIN JUNCT	UR	11,612.85	-	-	-	-	-	-	-	-	-	-	39.099
(3)	BUCKSKIN MINING COMPANY	19/WY/5	BUCKSKIN JUNCT	UR	161,825.46	-	-	-	-	-	-	-	-	-	-	38.883

REDACTED VERSION Page 2

EDITED COPY

**CERTIFICATE OF SERVICE**

**Docket No. 20190001-EI**

**I, THE UNDERSIGNED COUNSEL, HEREBY CERTIFY** that copies of Florida Power & Light Company form 423-1(a) for the months of October, November and December 2018, and copies of Plant Scherer forms 423-2, 423-2(a), and 423-2(b) for the months of September, October and November 2018 have been served via electronic mail to the parties listed below this 28th day of January 2019.

Suzanne Brownless  
Johanna Nieves  
Division of Legal Services  
**Florida Public Service Commission**  
2540 Shumard Oak Blvd.  
Tallahassee, Florida 32399-0850  
sbrownle@psc.state.fl.us  
jnieves@psc.state.fl.us

Michael Barrett  
Division of Accounting and Finance  
**Florida Public Service Commission**  
2540 Shumard Oak Blvd.  
Tallahassee, Florida 32399-0850  
mbarrett@psc.state.fl.us

Dianne M. Triplett  
299 First Avenue North  
St. Petersburg, Florida 33701  
dianne.triplett@duke-energy.com

Matthew R. Bernier  
Duke Energy Florida  
106 East College Avenue, Suite 800  
Tallahassee, Florida 32301  
matthew.bernier@duke-energy.com  
**Attorneys for Duke Energy Florida**

Steven R. Griffin  
Beggs & Lane  
P.O. Box 12950  
Pensacola, Florida 32591-2950  
srg@beggslane.com  
**Attorneys for Gulf Power Company**

J. R. Kelly  
Patricia Christensen  
Stephanie Morse  
**Office of Public Counsel**  
c/o The Florida Legislature  
111 West Madison Street, Room 812  
Tallahassee, Florida 32399  
kelly.jr@leg.state.fl.us  
christensen.patty@leg.state.fl.us

Beth Keating  
Gunster Law Firm  
215 South Monroe St., Suite 601  
Tallahassee, Florida 32301-1804  
bkeating@gunster.com  
**Attorneys for Florida Public Utilities Corp.**

Mike Cassel  
Director/Regulatory and  
Governmental Affairs  
**Florida Public Utilities Company**  
911 South 8th Street  
Fernandina Beach, Florida 32034  
mcassel@fpuc.com

James D. Beasley  
J. Jeffrey Wahlen  
Ausley & McMullen  
P.O. Box 391  
Tallahassee, Florida 32302  
jbeasley@ausley.com  
jwahlen@ausley.com  
**Attorneys for Tampa Electric Company**

Paula K. Brown, Manager  
**Tampa Electric Company**  
Regulatory Coordinator  
Post Office Box 111  
Tampa, Florida 33601-0111  
regdept@tecoenergy.com

Russell A. Badders  
Vice President & Associate General Counsel  
**Gulf Power Company**  
One Energy Place  
Pensacola, Florida 32520-0100  
russell.badders@nexteraenergy.com

James W. Brew  
Laura A. Wynn  
Stone Mattheis Xenopoulos & Brew, PC  
1025 Thomas Jefferson Street, NW  
Eighth Floor, West Tower  
Washington, DC 20007-5201  
jbrew@smxblaw.com  
laura.wynn@smxblaw.com  
**Attorneys for PCS Phosphate - White Springs**

Jon C. Moyle  
Moyle Law Firm, P.A.  
118 N. Gadsden St.  
Tallahassee, Florida 32301  
jmoyle@moylelaw.com  
**Attorneys for Florida Industrial Power  
Users Group**

By: \_\_\_\_\_



Maria J. Moncada  
Florida Bar No. 773301