

**BRUNINI**  
ATTORNEYS AT LAW

WARREN K. ROGERS, JR.

E-mail: krogers@brunini.com  
Direct: 601.960.6876

The Pinnacle Building, Suite 100  
190 East Capitol Street  
Jackson, Mississippi 39201  
Telephone: 601.948.3101

Post Office Drawer 119  
Jackson, Mississippi 39205  
Facsimile: 601.960.6902

April 15, 2020

Florida Public Service Commission  
2540 Shumard Oak Boulevard  
Tallahassee, FL 32339-0850

**Via Electronic Filing**

Re: 2020 CLEC Questionnaire of Callis Communications, Inc.

To whom it may concern:

Please see the enclosed 2020 CLEC Questionnaire of Callis Communications, Inc.. If there are any questions regarding this filing, please feel free to contact me.

Very truly yours,

BRUNINI, GRANTHAM, GROWER & HEWES, PLLC



Warren K. Rogers, Jr.

WKR/vcb  
Enclosures

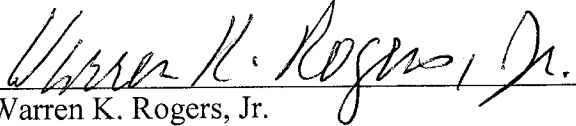
cc: Samantha McBride

**VERIFICATION**


STATE OF MISSISSIPPI

COUNTY OF HINDS

PERSONALLY appeared before me, the undersigned authority in and for the jurisdiction aforesaid, the within named Warren K. Rogers, Jr., who being by me first duly sworn, stated on oath that he is the attorney for Callis Communications, Inc., and that he has read the above and foregoing 2020 CLEC Questionnaire, that to the best of his knowledge, information and belief there is good ground to support it, and that it is not interposed for delay.

  
Warren K. Rogers, Jr.

SWORN TO AND SUBSCRIBED BEFORE ME, this the 15<sup>th</sup> day of April, 2020.

  
NOTARY PUBLIC

My Commission Expires:


2-11-23



**CERTIFICATE OF SERVICE**

I, Warren K. Rogers, Jr., do hereby certify that in accordance with Rule 28-106.104 of the Florida Public Service Commission Rules I have this day caused to be filed by electronic filing the foregoing 2020 CLEC Questionnaire for Callis Communications, Inc. with the Florida Public Service Commission.

This the 15<sup>th</sup> day of April, 2019.

  
\_\_\_\_\_  
Warren K. Rogers, Jr.

## 2020 Competitive Local Exchange Carrier (CLEC) Questionnaire

(Due by April 15, 2020) \*

Contact name & title: Samantha McBride - Accountant II

Telephone number: 601-974-7885

E-mail address: smcbride@cspire.com

Stock Symbol (if company is publicly traded): \_\_\_\_\_

*If any of your company contact information has changed, please fill out and return the included update form with the completed questionnaire.*

### Questions About Your Company

1. Please provide a copy of the Form 477 you filed with the FCC with data as of **December 31, 2019**.  
If the company is not submitting Form 477, please explain: \_\_\_\_\_

2. Are you currently operating under Chapter 7 or Chapter 11 bankruptcy protection?

Yes (Chapter 7) \_\_\_\_\_ Yes (Chapter 11) \_\_\_\_\_ No X \_\_\_\_\_

3. What services does your company currently provide in Florida? Please check all that apply.

|   |   |
|---|---|
| <input type="checkbox"/> Local                            | <input type="checkbox"/> Wholesale loops                      |
| <input type="checkbox"/> Private line/special access      | <input type="checkbox"/> Fiber or copper based video service  |
| <input checked="" type="checkbox"/> VoIP                  | <input type="checkbox"/> Cable television                     |
| <input type="checkbox"/> Wholesale transport              | <input type="checkbox"/> Satellite television                 |
| <input checked="" type="checkbox"/> Interexchange service | <input checked="" type="checkbox"/> Broadband Internet access |
| <input type="checkbox"/> Cellular/wireless service        | <input type="checkbox"/> Other                                |

4. What percentage of your Florida residential and business customers purchase bundled offerings (i.e. voice service packaged with additional services such as internet or video service)? Please provide the percentage below. Do not include bundles of telecom-only services.

Residential \_\_\_\_\_ Business 100% Not applicable \_\_\_\_\_

5. Does your company currently publicly publish your service and price schedules for services offered in Florida at a location other than the Florida Public Service Commission? If yes, please indicate where and include the complete address or hyperlink if on a webpage. (Chapter 364.04, F.S.)

Yes X If yes, where? [https://www.cspire.com/resources/docs/tariff/fl\\_telecom\\_price.pdf](https://www.cspire.com/resources/docs/tariff/fl_telecom_price.pdf) No \_\_\_\_\_

6. Have you experienced any significant barriers in entering Florida's local exchange markets? Please describe any major barriers encountered that may be impeding the growth of local competition in the state, along with any suggestions as to how to remove such obstacles. Any additional general information is welcome. *In the markets we actively serve, we have not had any significant barriers.*

**Please use additional paper if needed.**

\* The due date is established by Section 364.386(1)(b), Florida Statutes. Failure to comply with this rule may result in the Commission assessing penalties of up to \$25,000 per offense, with each day of noncompliance constituting a separate offense per Section 364.285(1), Florida Statutes.



(RETAIN FOR YOUR RECORDS)  
Form 477 Filing Summary

FRN: 0008725491 | Data as of: Dec 31, 2019 | Operations: Non-ILEC | Submission Status: Original - Submitted | Last Updated: Mar 2, 2020 12:03:34

**Filer Identification**

| Section   | Question                          | Response                    |
|---|-----------------------------------|-----------------------------|
| <b>Filer Information</b>                        | Company Name                      | Callis Communications, Inc. |
|   | Holding Company Name              | Telapex, Inc.               |
|   | SAC ID                            |                             |
|   | 499 ID                            | 819274                      |
| <b>Data Contact Information</b>                 | Data Contact Name                 | Stacey Lindley              |
|   | Data Contact Phone Number         | (601) 974-7609              |
|   | Data Contact E-mail               | slindley@cspire.com         |
| <b>Emergency Operations Contact Information</b> | Emergency Operations Name         | Eric Hollingsworth          |
|   | Emergency Operations Phone Number | (601) 974-7885              |
|   | Emergency Operations E-mail       | ehollingsworth@cspire.com   |
| <b>Certifying Official Contact Information</b>  | Certifying Official Name          | Benjamin C. Pace            |
|   | Certifying Official Phone Number  | (601) 974-7151              |
|   | Certifying Official E-mail        | bpace@cspire.com            |

**Data Submitted**

| Form Section                 | File Name                            | Date & Time           | Number of Rows |
|------------------------------|--------------------------------------|-----------------------|----------------|
| Fixed Broadband Deployment   | Callis_fbdd_2019Q4.csv               | Feb 27, 2020 10:06:51 | 508            |
| Fixed Broadband Subscription | Callis_fbsd_2019Q4.csv               | Feb 25, 2020 18:55:01 | 201            |
| Fixed Voice Subscription     | Callis VOIP Upload File 12.31.19.csv | Feb 26, 2020 13:13:42 | 255            |

**Fixed Broadband Deployment**

**Census Block Counts by State, DBA Name and Technology**

| State      | DBA Name | Technology                            | Blocks |
|------------|----------|---------------------------------------|--------|
| Alabama    | C Spire  | Optical Carrier/Fiber to the End User | 183    |
|            |          | Other Copper Wireline                 | 183    |
| California | C Spire  | Optical Carrier/Fiber to the End User | 1      |
|            |          | Other Copper Wireline                 | 1      |
| Florida    | C Spire  | Optical Carrier/Fiber to the End User | 33     |

| State        | DBA Name | Technology                            | Blocks     |
|--------------|----------|---------------------------------------|------------|
|              |          | Other Copper Wireline                 | 33         |
| Georgia      | C Spire  | Optical Carrier/Fiber to the End User | 1          |
|              |          | Other Copper Wireline                 | 1          |
| Louisiana    | C Spire  | Optical Carrier/Fiber to the End User | 2          |
|              |          | Other Copper Wireline                 | 2          |
| Mississippi  | C Spire  | Optical Carrier/Fiber to the End User | 33         |
|              |          | Other Copper Wireline                 | 33         |
| Texas        | C Spire  | Optical Carrier/Fiber to the End User | 1          |
|              |          | Other Copper Wireline                 | 1          |
| <b>Total</b> |          |                                       | <b>508</b> |

## Fixed Broadband Subscription

### Fixed Broadband Subscriptions by State, Technology and End-user Type

| State        | Technology                            | Census Tracts | Subscriptions |                 | Total      |
|--------------|---------------------------------------|---------------|---------------|-----------------|------------|
|              |                                       |               | Consumer      | Business / Govt |            |
| Alabama      | Optical Carrier/Fiber to the End User | 112           | 0             | 148             | 148        |
|              | Other Copper Wireline                 | 10            | 0             | 11              | 11         |
| Florida      | Optical Carrier/Fiber to the End User | 34            | 0             | 38              | 38         |
|              | Other Copper Wireline                 | 3             | 0             | 3               | 3          |
| Georgia      | Optical Carrier/Fiber to the End User | 1             | 0             | 1               | 1          |
| Louisiana    | Optical Carrier/Fiber to the End User | 1             | 0             | 1               | 1          |
| Mississippi  | Optical Carrier/Fiber to the End User | 34            | 0             | 42              | 42         |
|              | Other Copper Wireline                 | 3             | 0             | 3               | 3          |
| Ohio         | Other Copper Wireline                 | 1             | 0             | 1               | 1          |
| Tennessee    | Optical Carrier/Fiber to the End User | 1             | 0             | 1               | 1          |
| Texas        | Other Copper Wireline                 | 1             | 0             | 1               | 1          |
| <b>Total</b> |                                       | <b>201</b>    | <b>0</b>      | <b>250</b>      | <b>250</b> |

### Fixed Broadband Subscriptions by Bandwidths and End-user Type

| Downstream Bandwidth (in Mbps) | Upstream Bandwidth (in Mbps) | Consumer | Business / Govt | Total |
|--------------------------------|------------------------------|----------|-----------------|-------|
| 1.540                          | 1.540                        | 0        | 19              | 19    |
| 2.000                          | 2.000                        | 0        | 2               | 2     |
| 3.000                          | 3.000                        | 0        | 2               | 2     |
| 5.000                          | 5.000                        | 0        | 4               | 4     |
| 6.000                          | 6.000                        | 0        | 1               | 1     |

| Downstream Bandwidth (in Mbps) | Upstream Bandwidth (in Mbps) | Consumer | Business / Govt | Total      |
|--------------------------------|------------------------------|----------|-----------------|------------|
| 10.000                         | 10.000                       | 0        | 20              | 20         |
| 15.000                         | 15.000                       | 0        | 1               | 1          |
| 20.000                         | 20.000                       | 0        | 11              | 11         |
| 25.000                         | 25.000                       | 0        | 64              | 64         |
| 30.000                         | 30.000                       | 0        | 6               | 6          |
| 50.000                         | 50.000                       | 0        | 58              | 58         |
| 100.000                        | 100.000                      | 0        | 45              | 45         |
| 150.000                        | 150.000                      | 0        | 2               | 2          |
| 200.000                        | 200.000                      | 0        | 3               | 3          |
| 250.000                        | 250.000                      | 0        | 3               | 3          |
| 300.000                        | 300.000                      | 0        | 1               | 1          |
| 500.000                        | 500.000                      | 0        | 4               | 4          |
| 1000.000                       | 1000.000                     | 0        | 3               | 3          |
| 2000.000                       | 2000.000                     | 0        | 1               | 1          |
| <b>Total</b>                   |                              | <b>0</b> | <b>250</b>      | <b>250</b> |

#### Fixed Broadband Subscriptions by Technology, Bandwidths and End-user Type

| Technology                            | Downstream Bandwidth (in Mbps) | Upstream Bandwidth (in Mbps) | Consumer | Business / Govt | Total |
|---------------------------------------|--------------------------------|------------------------------|----------|-----------------|-------|
| Optical Carrier/Fiber to the End User | 2.000                          | 2.000                        | 0        | 2               | 2     |
|                                       | 3.000                          | 3.000                        | 0        | 2               | 2     |
|                                       | 5.000                          | 5.000                        | 0        | 4               | 4     |
|                                       | 6.000                          | 6.000                        | 0        | 1               | 1     |
|                                       | 10.000                         | 10.000                       | 0        | 20              | 20    |
|                                       | 15.000                         | 15.000                       | 0        | 1               | 1     |
|                                       | 20.000                         | 20.000                       | 0        | 11              | 11    |
|                                       | 25.000                         | 25.000                       | 0        | 64              | 64    |
|                                       | 30.000                         | 30.000                       | 0        | 6               | 6     |
|                                       | 50.000                         | 50.000                       | 0        | 58              | 58    |
|                                       | 100.000                        | 100.000                      | 0        | 45              | 45    |
|                                       | 150.000                        | 150.000                      | 0        | 2               | 2     |
|                                       | 200.000                        | 200.000                      | 0        | 3               | 3     |
|                                       | 250.000                        | 250.000                      | 0        | 3               | 3     |
|                                       | 300.000                        | 300.000                      | 0        | 1               | 1     |

| Technology            | Downstream Bandwidth (in Mbps) | Upstream Bandwidth (in Mbps) | Consumer | Business / Govt | Total      |
|-----------------------|--------------------------------|------------------------------|----------|-----------------|------------|
|                       | 500.000                        | 500.000                      | 0        | 4               | 4          |
|                       | 1000.000                       | 1000.000                     | 0        | 3               | 3          |
|                       | 2000.000                       | 2000.000                     | 0        | 1               | 1          |
| Other Copper Wireline | 1.540                          | 1.540                        | 0        | 19              | 19         |
| <b>Total</b>          |                                |                              | <b>0</b> | <b>250</b>      | <b>250</b> |

## Fixed Voice Subscription

### VGE Lines and VoIP Subscriptions by State and End-user Type

| State                | Total VGE Lines | Consumer VGE Lines | Total VoIP Subscriptions | Consumer VoIP Subscriptions |
|----------------------|-----------------|--------------------|--------------------------|-----------------------------|
| Alabama              | 0               | 0                  | 8761                     | 0                           |
| Arizona              | 0               | 0                  | 8                        | 0                           |
| California           | 0               | 0                  | 369                      | 0                           |
| Connecticut          | 0               | 0                  | 1                        | 0                           |
| District of Columbia | 0               | 0                  | 7                        | 0                           |
| Florida              | 0               | 0                  | 3333                     | 0                           |
| Georgia              | 0               | 0                  | 258                      | 0                           |
| Illinois             | 0               | 0                  | 396                      | 0                           |
| Iowa                 | 0               | 0                  | 44                       | 0                           |
| Louisiana            | 0               | 0                  | 311                      | 0                           |
| Maryland             | 0               | 0                  | 88                       | 0                           |
| Massachusetts        | 0               | 0                  | 32                       | 0                           |
| Michigan             | 0               | 0                  | 287                      | 0                           |
| Mississippi          | 0               | 0                  | 1512                     | 0                           |
| New Jersey           | 0               | 0                  | 23                       | 0                           |
| New York             | 0               | 0                  | 112                      | 0                           |
| Ohio                 | 0               | 0                  | 100                      | 0                           |
| Oregon               | 0               | 0                  | 38                       | 0                           |
| Pennsylvania         | 0               | 0                  | 141                      | 0                           |
| South Carolina       | 0               | 0                  | 149                      | 0                           |
| Tennessee            | 0               | 0                  | 94                       | 0                           |
| Texas                | 0               | 0                  | 2489                     | 0                           |
| Virginia             | 0               | 0                  | 6                        | 0                           |
| <b>Total</b>         | <b>0</b>        | <b>0</b>           | <b>18559</b>             | <b>0</b>                    |



**Fixed Voice  
Subscription  
(iVoIP)**

**Over-the-top VoIP Subscriptions by State and End-user Type**

| State                | Total       | Consumer | Business / Govt |
|----------------------|-------------|----------|-----------------|
| Alabama              | 2073        | 0        | 2073            |
| Arizona              | 0           | 0        | 0               |
| California           | 152         | 0        | 152             |
| Connecticut          | 0           | 0        | 0               |
| District of Columbia | 0           | 0        | 0               |
| Florida              | 2087        | 0        | 2087            |
| Georgia              | 139         | 0        | 139             |
| Illinois             | 0           | 0        | 0               |
| Iowa                 | 0           | 0        | 0               |
| Louisiana            | 230         | 0        | 230             |
| Maryland             | 88          | 0        | 88              |
| Massachusetts        | 0           | 0        | 0               |
| Michigan             | 0           | 0        | 0               |
| Mississippi          | 215         | 0        | 215             |
| New Jersey           | 0           | 0        | 0               |
| New York             | 111         | 0        | 111             |
| Ohio                 | 0           | 0        | 0               |
| Oregon               | 0           | 0        | 0               |
| Pennsylvania         | 65          | 0        | 65              |
| South Carolina       | 0           | 0        | 0               |
| Tennessee            | 70          | 0        | 70              |
| Texas                | 2096        | 0        | 2096            |
| Virginia             | 0           | 0        | 0               |
| <b>Total</b>         | <b>7326</b> | <b>0</b> | <b>7326</b>     |

**All other VoIP Subscriptions by State, End-user Type, Bundle and Last-mile Medium**

| State       | Total | by End-user Type |                       | by Bundle        |                   | by Last-mile Medium |      |                |        |
|-------------|-------|------------------|-----------------------|------------------|-------------------|---------------------|------|----------------|--------|
|             |       | Consumer         | Business / Government | Sold w/ Internet | Sold w/o Internet | FTTP                | Coax | Fixed Wireless | Copper |
| Alabama     | 6688  | 0                | 6688                  | 4937             | 1751              | 4414                | 67   | 0              | 2207   |
| Arizona     | 8     | 0                | 8                     | 0                | 8                 | 5                   | 0    | 0              | 3      |
| California  | 217   | 0                | 217                   | 10               | 207               | 143                 | 2    | 0              | 72     |
| Connecticut | 1     | 0                | 1                     | 0                | 1                 | 1                   | 0    | 0              | 0      |

| State                | Total        | by End-user Type |                       | by Bundle        |                   | by Last-mile Medium |            |                |             |
|----------------------|--------------|------------------|-----------------------|------------------|-------------------|---------------------|------------|----------------|-------------|
|                      |              | Consumer         | Business / Government | Sold w/ Internet | Sold w/o Internet | FTTP                | Coax       | Fixed Wireless | Copper      |
| District of Columbia | 7            | 0                | 7                     | 0                | 7                 | 5                   | 0          | 0              | 2           |
| Florida              | 1246         | 0                | 1246                  | 983              | 263               | 823                 | 12         | 0              | 411         |
| Georgia              | 119          | 0                | 119                   | 56               | 63                | 79                  | 1          | 0              | 39          |
| Illinois             | 396          | 0                | 396                   | 0                | 396               | 261                 | 4          | 0              | 131         |
| Iowa                 | 44           | 0                | 44                    | 0                | 44                | 29                  | 0          | 0              | 15          |
| Louisiana            | 81           | 0                | 81                    | 17               | 64                | 53                  | 1          | 0              | 27          |
| Maryland             | 0            | 0                | 0                     | 0                | 0                 | 0                   | 0          | 0              | 0           |
| Massachusetts        | 32           | 0                | 32                    | 0                | 32                | 21                  | 0          | 0              | 11          |
| Michigan             | 287          | 0                | 287                   | 0                | 287               | 189                 | 3          | 0              | 95          |
| Mississippi          | 1297         | 0                | 1297                  | 1145             | 152               | 856                 | 13         | 0              | 428         |
| New Jersey           | 23           | 0                | 23                    | 0                | 23                | 15                  | 0          | 0              | 8           |
| New York             | 1            | 0                | 1                     | 0                | 1                 | 1                   | 0          | 0              | 0           |
| Ohio                 | 100          | 0                | 100                   | 0                | 100               | 66                  | 1          | 0              | 33          |
| Oregon               | 38           | 0                | 38                    | 0                | 38                | 25                  | 0          | 0              | 13          |
| Pennsylvania         | 76           | 0                | 76                    | 0                | 76                | 50                  | 1          | 0              | 25          |
| South Carolina       | 149          | 0                | 149                   | 0                | 149               | 99                  | 1          | 0              | 49          |
| Tennessee            | 24           | 0                | 24                    | 23               | 1                 | 16                  | 0          | 0              | 8           |
| Texas                | 393          | 0                | 393                   | 171              | 222               | 259                 | 4          | 0              | 130         |
| Virginia             | 6            | 0                | 6                     | 0                | 6                 | 4                   | 0          | 0              | 2           |
| <b>Total</b>         | <b>11233</b> | <b>0</b>         | <b>11233</b>          | <b>7342</b>      | <b>3891</b>       | <b>7414</b>         | <b>110</b> | <b>0</b>       | <b>3709</b> |