

CLASS "A" OR "B"

WATER AND/OR WASTEWATER UTILITIES  
(Gross Revenue of More Than \$200,000 Each)

ANNUAL REPORT

OF

SU287-18-AR  
Kevin J. Cherry  
Environmental Protection Systems of Pine Island, Inc.  
3039 York Road  
St. James City, FL 33956-2303

OFFICIAL COPY  
Public Service Commission  
Do Not Remove From This Office

Submitted To The

STATE OF FLORIDA



RECEIVED  
FLORIDA PUBLIC SERVICE  
COMMISSION  
2019 MAR 28 AM 10:56  
TALLAHASSEE, FLORIDA

PUBLIC SERVICE COMMISSION

FOR THE

YEAR ENDED DECEMBER 31, 2018

## GENERAL INSTRUCTIONS

1. Prepare this report in conformity with the 1996 National Association of Regulatory Utility Commissioners Uniform System of Accounts for Water and/or Wastewater Utilities (USOA).
2. Interpret all accounting words and phrases in accordance with the USOA.
3. Complete each question fully and accurately, even if it has been answered in a previous annual report. Enter the word "None" where it truly and completely states the fact.
4. For any question, section, or page which is not applicable to the respondent, enter the words "Not Applicable". Do not omit any pages.
5. Where dates are called for, the month and day should be stated as well as the year.
6. All schedules requiring dollar entries should be rounded to the nearest dollar unless otherwise specifically indicated.
7. Complete this report by means which result in a permanent record, such as by computer or typewriter.
8. If there is not enough room on any schedule, an additional page or pages may be added; provided the format of the added schedule matches the format of the schedule with not enough room. Such a schedule should reference the appropriate schedules, state the name of the utility, and state the year of the report.
9. If it is necessary or desirable to insert additional statements for the purpose of further explanation of schedules, such statement should be made at the bottom of the page or an additional page inserted. Any additional pages should state the name of the utility, the year of the report, and reference the appropriate schedule.
10. For water and wastewater utilities with more than one rate group and/or system, water and wastewater pages should be completed for each rate group and/or system group. These pages should be grouped together and tabbed by rate group and/or system.
11. All other water and wastewater operations not regulated by the Commission and other regulated industries should be reported as "Other than Reporting Systems".
12. Financial information for multiple systems charging rates which are covered under the same tariff should be reported as one system. However, the engineering data must be reported by individual system.
13. For water and wastewater utilities with more than one system, one (1) copy of workpapers showing the consolidation of systems for the operating sections, should be filed with the annual report.
14. The report should be filled out in quadruplicate and the original and two copies returned by March 31, of the year following the date of the report. The report should be returned to:

**Florida Public Service Commission  
Division of Water and Wastewater  
2540 Shumard Oak Boulevard  
Tallahassee, Florida 32399-0873**

The fourth copy should be retained by the utility.

## TABLE OF CONTENTS

SCHEDULE	PAGE	SCHEDULE	PAGE
<b>EXECUTIVE SUMMARY</b>			
Certification	E-1	Business Contracts with Officers, Directors and Affiliates	E-7
General Information	E-2	Affiliation of Officers & Directors	E-8
Directory of Personnel Who Contact the FPSC	E-3	Businesses which are a Byproduct, Coproduct or Joint Product Result of Providing Service	E-9
Company Profile	E-4	Business Transactions with Related Parties. Part I and II	E-10
Parent / Affiliate Organization Chart	E-5		
Compensation of Officers & Directors	E-6		
<b>FINANCIAL SECTION</b>			
Comparative Balance Sheet - Assets and Other Debits	F-1	Unamortized Debt Discount / Expense / Premium	F-13
Comparative Balance Sheet - Equity Capital and Liabilities	F-2	Extraordinary Property Losses	F-13
Comparative Operating Statement	F-3	Miscellaneous Deferred Debits	F-14
Schedule of Year End Rate Base	F-4	Capital Stock	F-15
Schedule of Year End Capital Structure	F-5	Bonds	F-15
Capital Structure Adjustments	F-6	Statement of Retained Earnings	F-16
Utility Plant	F-7	Advances from Associated Companies	F-17
Utility Plant Acquisition Adjustments	F-7	Long Term Debt	F-17
Accumulated Depreciation	F-8	Notes Payable	F-18
Accumulated Amortization	F-8	Accounts Payable to Associated Companies	F-18
Regulatory Commission Expense - Amortization of Rate Case Expense	F-9	Accrued Interest and Expense	F-19
Nonutility Property	F-9	Misc. Current & Accrued Liabilities	F-20
Special Deposits	F-9	Advances for Construction	F-21
Investments and Special Funds	F-10	Other Deferred Credits	F-21
Accounts and Notes Receivable - Net	F-11	Contributions In Aid of Construction	F-22
Accounts Receivable from Associated Companies	F-12	Accumulated Amortization of CIAC	F-23
Notes Receivable from Associated Companies	F-12	Reconciliation of Reported Net Income with Taxable Income for Federal Income Taxes	F-23
Miscellaneous Current & Accrued Assets	F-12		

## TABLE OF CONTENTS

SCHEDULE	PAGE	SCHEDULE	PAGE
<b>WATER OPERATION SECTION</b>			
Listing of Water System Groups	W-1	CIAC Additions / Amortization	W-8
Schedule of Year End Water Rate Base	W-2	Water Operating Revenue	W-9
Water Operating Statement	W-3	Water Utility Expense Accounts	W-10
Water Utility Plant Accounts	W-4	Pumping and Purchased Water Statistics, Source Supply	W-11
Basis for Water Depreciation Charges	W-5	Water Treatment Plant Information	W-12
Analysis of Entries in Water Depreciation Reserve	W-6	Calculation of ERC's	W-13
Contributions In Aid of Construction	W-7	Other Water System Information	W-14
<b>WASTEWATER OPERATION SECTION</b>			
Listing of Wastewater System Groups	S-1	Contributions In Aid of Construction	S-7
Schedule of Year End Wastewater Rate Base	S-2	CIAC Additions / Amortization	S-8
Wastewater Operating Statement	S-3	Wastewater Utility Expense Accounts	S-9
Wastewater Utility Plant Accounts	S-4	Wastewater Operating Revenue	S-10
Analysis of Entries in Wastewater Depreciation Reserve	S-5	Calculation of ERC's	S-11
Basis for Wastewater Depreciation Charges	S-6	Wastewater Treatment Plant Information	S-12
		Other Wastewater System Information	S-13



# **EXECUTIVE SUMMARY**

UTILITY NAME: EPS OF PI INC

YEAR OF REPORT  
December 31, 2018

### CERTIFICATION OF ANNUAL REPORT

I HEREBY CERTIFY, to the best of my knowledge and belief:

- YES  NO

1. The utility is in substantial compliance with the Uniform System of Accounts prescribed by the Florida Public Service Commission.
- YES  NO

2. The utility is in substantial compliance with all applicable rules and orders of the Florida Public Service Commission.
- YES  NO

3. There have been no communications from regulatory agencies concerning noncompliance with, or deficiencies in, financial reporting practices that could have a material effect on the the financial statement of the utility.
- YES  NO


4. The annual report fairly represents the financial condition and results of operations of the respondent for the period presented and other information and statements presented in the the report as to the business affairs of the respondent are true, correct and complete for the period for which it represents.


Items Certified

1.	2.	3.	4.
✓	✓	✓	✓

1.	2.	3.	4.
✓	✓	✓	✓

  
 \_\_\_\_\_  
 (Signature of Chief Executive Officer of the utility) \*

  
 \_\_\_\_\_  
 (Signature of Chief Financial Officer of the utility) \*

\* Each of the four items must be certified YES or NO. Each item need not be certified by both officers. The items being certified by the officer should be indicated in the appropriate area to the left of the signature.

**NOTICE:** Section 837.06, Florida Statutes, provides that any person who knowingly makes a false statement in writing with the intent to mislead a public servant in the performance of his duty shall be guilty of a misdemeanor of the second degree.

ANNUAL REPORT OF

YEAR OF REPORT

December 31, 2018

ENVIRONMENTAL PROTECTION SYSTEMS OF PINE ISLAND INC County: LEE  
(Exact Name of Utility)

List below the exact mailing address of the utility for which normal correspondence should be sent:

3039 YORK RD

ST. JAMES CITY, FL 33956

Telephone: 239-283-1144

E Mail Address: CHERRY/ESTATES@EMBARQMAIL.COM

WEB Site:

Sunshine State One-Call of Florida, Inc. Member Number EP 1990

Name and address of person to whom correspondence concerning this report should be addressed:

JOHN LISTON  
1000 JEWELL BEND DR  
CELEBRATION FL 34747-4846

SUSAN HOPPER  
3039 YORK RD  
ST. JAMES CITY, FL 33956

Telephone: 239-283-1144

List below the address of where the utility's books and records are located:

3039 YORK RD

ST. JAMES CITY, FL 33956

Telephone: 239-283-1144

List below any groups auditing or reviewing the records and operations:

Date of original organization of the utility: 3/29/69

Check the appropriate business entity of the utility as filed with the Internal Revenue Service

Individual  Partnership  Sub S Corporation  1120 Corporation

List below every corporation or person owning or holding directly or indirectly 5% or more of the voting securities of the utility:

	Name	Percent Ownership
1.	KEVIN J CHERRY	40.86
2.		
3.	RICHARD G. CHERRY	25.98
4.		
5.	SUSAN D. HOPPER	33.16
6.		
7.		
8.		
9.		
10.		



UTILITY NAME:

EDS OF FLORIDA

YEAR OF REPORT

December 31, 2018

### COMPANY PROFILE

Provide a brief narrative company profile which covers the following areas:

- A. Brief company history.
- B. Public services rendered.
- C. Major goals and objectives.
- D. Major operating divisions and functions.
- E. Current and projected growth patterns.
- F. Major transactions having a material effect on operations.

- A. ESTABLISHED 1967. PROVIDE SEWER FOR CHERRY ESTATES TREASURE COVE DEVELOPMENT.
- B. PROVIDE SEWER SERVICE TO CHERRY ESTATES/TREASURE COVE DEVELOPMENT
- C. PROVIDE SEWER TO ENTIRE COMPLEX.
- D. TO OPERATE SEWER UTILITY FOR THIS DEVELOPMENT
- E. EDS WOULD LIKE TO GROW 1-5 PER YEAR. THIS DEPENDS ON THE ECONOMY.
- F. EDS PURCHASES WASTE WATER TREATMENT FROM LEE COUNTY UTILITIES.
- G. EDS IS CONTEMPLATING A STAFF ASSISTED RATE CASE OR GENERAL RATE CASE IN 2019.




UTILITY NAME: EPS OF PI INC

YEAR OF REPORT  
December 31, 2018

**PARENT / AFFILIATE ORGANIZATION CHART**

Current as of 2018

Complete below an organizational chart that show all parents, subsidiaries and affiliates of the utility.  
The chart must also show the relationship between the utility and affiliates listed on E-7, E-10(a) and E-10(b).



UTILITY NAME: FDS OF PI, INC.

YEAR OF REPORT  
December 31, 2018

**COMPENSATION OF OFFICERS**

For each officer, list the time spent on respondent as an officer compared to time spent on total business activities and the compensation received as an officer from the respondent.

NAME (a)	TITLE (b)	% OF TIME SPENT AS OFFICER OF THE UTILITY (c)	OFFICERS' COMPENSATION (d)
KEVIN J. CHERLY	PRESIDENT	100%	\$ 39,859
SUSAN D. HOPPEK	SECRETARY	100%	39,859

**COMPENSATION OF DIRECTORS**

For each director, list the number of director meetings attended by each director and the compensation received as a director from the respondent.

NAME (a)	TITLE (b)	NUMBER OF DIRECTORS' MEETINGS ATTENDED (c)	DIRECTORS' COMPENSATION (d)
KEVIN J. CHERLY	PRESIDENT	ALL	\$ 0
RICHARD G. CHERLY	DIRECTOR	ALL	0
SUSAN D. HOPPEK	SECRETARY	ALL	0













UTILITY NAME: EPS OF PISCAC

**BUSINESS TRANSACTIONS WITH RELATED PARTIES (Cont'd)**

- Part II. Specific Instructions: Sale, Purchase and Transfer of Assets**
1. Enter in this part all transactions relating to the purchase, sale, or transfer of assets.
  2. Below are examples of some types of transactions to include:
    - purchase, sale or transfer of equipment
    - purchase, sale or transfer of land and structures
    - purchase, sale or transfer of securities
    - noncash transfers of assets
    - noncash dividends other than stock dividends
    - write-off of bad debts or loans
  3. The columnar instructions follow:
    - (a) Enter name of related party or company.
    - (b) Describe briefly the type of assets purchased, sold or transferred.
    - (c) Enter the total received or paid. Indicate purchase with "P" and sale with "S".
    - (d) Enter the net book value for each item reported.
    - (e) Enter the net profit or loss for each item reported. (column (c) - column (d))
    - (f) Enter the fair market value for each item reported. In space below or in a supplemental schedule, describe the basis used to calculate fair market value.

NAME OF COMPANY OR RELATED PARTY (a)	DESCRIPTION OF ITEMS (b)	SALE OR PURCHASE PRICE (c)	NET BOOK VALUE (d)	GAIN OR LOSS (e)	FAIR MARKET VALUE (f)
N/A		\$	\$	\$	\$

**FINANCIAL  
SECTION**

UTILITY NAME: EDS OF RI INC

YEAR OF REPORT  
December 31, 2018

**COMPARATIVE BALANCE SHEET  
ASSETS AND OTHER DEBITS**

ACCT. NO. (a)	ACCOUNT NAME (b)	REF. PAGE (c)	PREVIOUS YEAR (d)	CURRENT YEAR (e)
<b>UTILITY PLANT</b>				
101-106	Utility Plant	F-7	\$ <u>1112173</u>	\$ <u>1112173</u>
108-110	Less: Accumulated Depreciation and Amortization	F-8	<u>655384</u>	<u>-697256</u>
Net Plant			\$ <u>456789</u>	\$ <u>414917</u>
114-115	Utility Plant Acquisition adjustment (Net)	F-7	-	-
116 *	Other Utility Plant Adjustments		-	-
Total Net Utility Plant			\$ <u>456789</u>	\$ <u>414917</u>
<b>OTHER PROPERTY AND INVESTMENTS</b>				
121	Nonutility Property	F-9	\$ _____	\$ _____
122	Less: Accumulated Depreciation and Amortization			
Net Nonutility Property			\$ _____	\$ _____
123	Investment In Associated Companies	F-10		
124	Utility Investments	F-10		
125	Other Investments	F-10		
126-127	Special Funds	F-10		
Total Other Property & Investments			\$ <u>—</u>	\$ <u>—</u>
<b>CURRENT AND ACCRUED ASSETS</b>				
131	Cash		\$ <u>50475</u>	\$ <u>71147</u>
132	Special Deposits	F-9		
133	Other Special Deposits	F-9		
134	Working Funds			
135	Temporary Cash Investments			
141-144	Accounts and Notes Receivable, Less Accumulated Provision for Uncollectible Accounts	F-11	<u>24822</u>	<u>26193</u>
145	Accounts Receivable from Associated Companies	F-12		
146	Notes Receivable from Associated Companies	F-12		
151-153	Material and Supplies			
161	Stores Expense			
162	Prepayments			
171	Accrued Interest and Dividends Receivable			
172 *	Rents Receivable			
173 *	Accrued Utility Revenues			
174	Misc. Current and Accrued Assets	F-12		
Total Current and Accrued Assets			\$ <u>75297</u>	\$ <u>97280</u>

\* Not Applicable for Class B Utilities



UTILITY NAME: ERS OF PITNC

YEAR OF REPORT  
December 31, 2019

**COMPARATIVE BALANCE SHEET  
ASSETS AND OTHER DEBITS**

ACCT. NO. (a)	ACCOUNT NAME (b)	REF. PAGE (c)	PREVIOUS YEAR (d)	CURRENT YEAR (e)
DEFERRED DEBITS				
181	Unamortized Debt Discount & Expense	F-13	\$ _____	\$ _____
182	Extraordinary Property Losses	F-13	_____	_____
183	Preliminary Survey & Investigation Charges		_____	_____
184	Clearing Accounts		_____	_____
185 *	Temporary Facilities		_____	_____
186	Misc. Deferred Debits	F-14	<u>25506</u>	<u>25506</u>
187 *	Research & Development Expenditures		_____	_____
190	Accumulated Deferred Income Taxes		_____	_____
Total Deferred Debits			\$ <u>25506</u>	\$ <u>25506</u>
TOTAL ASSETS AND OTHER DEBITS			\$ <u>557592</u>	\$ <u>537703</u>

\* Not Applicable for Class B Utilities

NOTES TO THE BALANCE SHEET

The space below is provided for important notes regarding the balance sheet.

UTILITY NAME:

EPS OF D.T. INC

YEAR OF REPORT

December 31, 2019

**COMPARATIVE BALANCE SHEET  
EQUITY CAPITAL AND LIABILITIES**

ACCT. NO. (a)	ACCOUNT NAME (b)	REF. PAGE (c)	PREVIOUS YEAR (d)	CURRENT YEAR (e)
<b>EQUITY CAPITAL</b>				
201	Common Stock Issued	F-15	\$ 500	\$ 500
204	Preferred Stock Issued	F-15		
202,205 *	Capital Stock Subscribed			
203,206 *	Capital Stock Liability for Conversion			
207 *	Premium on Capital Stock			
209 *	Reduction in Par or Stated Value of Capital Stock			
210 *	Gain on Resale or Cancellation of Reacquired Capital Stock			
211	Other Paid - In Capital			
212	Discount On Capital Stock		186864	186864
213	Capital Stock Expense			
214-215	Retained Earnings	F-16	(387323)	(399808)
216	Reacquired Capital Stock			
218	Proprietary Capital (Proprietorship and Partnership Only)			
Total Equity Capital			\$ (199959)	\$ (212444)
<b>LONG TERM DEBT</b>				
221	Bonds	F-15		
222 *	Reacquired Bonds			
223	Advances from Associated Companies	F-17		
224	Other Long Term Debt	F-17	717619	718499
Total Long Term Debt			\$ 71619	\$ 718499
<b>CURRENT AND ACCRUED LIABILITIES</b>				
231	Accounts Payable		23129	10958
232	Notes Payable	F-18		
233	Accounts Payable to Associated Companies	F-18		
234	Notes Payable to Associated Companies	F-18		
235	Customer Deposits			
236	Accrued Taxes	W/S-3		
237	Accrued Interest	F-19		
238	Accrued Dividends			
239	Matured Long Term Debt			
240	Matured Interest			
241	Miscellaneous Current & Accrued Liabilities	F-20		
Total Current & Accrued Liabilities			\$ 23129	\$ 10958

\* Not Applicable for Class B Utilities

UTILITY NAME: EDS OF PJ INC

YEAR OF REPORT  
December 31, 2018

**COMPARATIVE BALANCE SHEET  
EQUITY CAPITAL AND LIABILITIES**

ACCT. NO. (a)	ACCOUNT NAME (b)	REF. PAGE (c)	PREVIOUS YEAR (d)	CURRENT YEAR (e)
<b>DEFERRED CREDITS</b>				
251	Unamortized Premium On Debt	F-13	\$ _____	\$ _____
252	Advances For Construction	F-20	_____	_____
253	Other Deferred Credits	F-21	_____	_____
255	Accumulated Deferred Investment Tax Credits		_____	_____
Total Deferred Credits			\$ <u>0</u>	\$ <u>0</u>
<b>OPERATING RESERVES</b>				
261	Property Insurance Reserve		\$ _____	\$ _____
262	Injuries & Damages Reserve		_____	_____
263	Pensions and Benefits Reserve		_____	_____
265	Miscellaneous Operating Reserves		_____	_____
Total Operating Reserves			\$ <u>0</u>	\$ <u>0</u>
<b>CONTRIBUTIONS IN AID OF CONSTRUCTION</b>				
271	Contributions in Aid of Construction	F-22	\$ <u>163600</u>	\$ <u>171802</u>
272	Accumulated Amortization of Contributions in Aid of Construction	F-22	<u>(146817)</u>	<u>(151112)</u>
Total Net C.I.A.C.			\$ <u>16803</u>	\$ <u>20690</u>
<b>ACCUMULATED DEFERRED INCOME TAXES</b>				
281	Accumulated Deferred Income Taxes - Accelerated Depreciation		\$ _____	\$ _____
282	Accumulated Deferred Income Taxes - Liberalized Depreciation		_____	_____
283	Accumulated Deferred Income Taxes - Other		_____	_____
Total Accumulated Deferred Income Tax			\$ <u>0</u>	\$ <u>0</u>
<b>TOTAL EQUITY CAPITAL AND LIABILITIES</b>			\$ <u>537592</u>	\$ <u>537703</u>



UTILITY NAME:

FRS OF P.I. JINC

YEAR OF REPORT

December 31, 2019

COMPARATIVE OPERATING STATEMENT

ACCT. NO. (a)	ACCOUNT NAME (b)	REF. PAGE (c)	PREVIOUS YEAR (d)	CURRENT YEAR * (e)
UTILITY OPERATING INCOME				
400	Operating Revenues	F-3(b)	\$ <u>265865</u>	\$ <u>273310</u>
469, 530	Less: Guaranteed Revenue and AFPI	F-3(b)		
Net Operating Revenues			\$ <u>265865</u>	\$ <u>273310</u>
401	Operating Expenses	F-3(b)	\$ <u>198289</u>	\$ <u>187621</u>
403	Depreciation Expense:	F-3(b)	\$ <u>42015</u>	\$ <u>41872</u>
	Less: Amortization of CIAC	F-22	<u>(4091)</u>	<u>(4295)</u>
Net Depreciation Expense			\$ <u>37924</u>	\$ <u>37577</u>
406	Amortization of Utility Plant Acquisition Adjustment	F-3(b)		
407	Amortization Expense (Other than CIAC)	F-3(b)		
408	Taxes Other Than Income	W/S-3	<u>18307</u>	<u>18696</u>
409	Current Income Taxes	W/S-3		
410.10	Deferred Federal Income Taxes	W/S-3		
410.11	Deferred State Income Taxes	W/S-3		
411.10	Provision for Deferred Income Taxes - Credit	W/S-3		
412.10	Investment Tax Credits Deferred to Future Periods	W/S-3		
412.11	Investment Tax Credits Restored to Operating Income	W/S-3		
Utility Operating Expenses			\$ <u>254520</u>	\$ <u>233271</u>
Net Utility Operating Income			\$ <u>11345</u>	\$ <u>29416</u>
469, 530	Add Back: Guaranteed Revenue and AFPI	F-3(b)		
413	Income From Utility Plant Leased to Others			
414	Gains (losses) From Disposition of Utility Property			
420	Allowance for Funds Used During Construction			
Total Utility Operating Income [Enter here and on Page F-3(c)]			\$ <u>11345</u>	\$ <u>29416</u>

\* For each account, Column e should agree with Columns f, g and h on F-3(b)

COMPARATIVE OPERATING STATEMENT (Cont'd)

WATER SCHEDULE W-3 * (f)	WASTEWATER SCHEDULE S-3 * (g)	OTHER THAN REPORTING SYSTEMS (h)
	\$ 273310	\$
\$	\$ 273310	\$
\$	\$ 187621	\$
	41872 (4295)	
\$	\$ 37577	\$
	18696-	
\$	\$ 233271	\$
\$	\$ 29416	\$
\$	\$ 29416	\$

\* Total of Schedules W-3 / S-3 for all rate groups.

UTILITY NAME: EPS OF PI INC

YEAR OF REPORT  
December 31, 2018

COMPARATIVE OPERATING STATEMENT (Cont'd)

ACCT. NO. (a)	ACCOUNT NAME (b)	REF. PAGE (c)	PREVIOUS YEAR (d)	CURRENT YEAR (e)
Total Utility Operating Income [from page F-3(a)]			\$ <u>11345</u>	\$ <u>29416</u>
OTHER INCOME AND DEDUCTIONS				
415	Revenues-Merchandising, Jobbing, and Contract Deductions		\$ _____	\$ _____
416	Costs & Expenses of Merchandising Jobbing, and Contract Work		_____	_____
419	Interest and Dividend Income		<u>2052</u>	<u>3591</u>
421	Nonutility Income		_____	_____
426	Miscellaneous Nonutility Expenses		_____	_____
Total Other Income and Deductions			\$ <u>13397</u>	\$ <u>33007</u>
TAXES APPLICABLE TO OTHER INCOME				
408.20	Taxes Other Than Income		\$ _____	\$ _____
409.20	Income Taxes		_____	_____
410.20	Provision for Deferred Income Taxes		_____	_____
411.20	Provision for Deferred Income Taxes - Credit		_____	_____
412.20	Investment Tax Credits - Net		_____	_____
412.30	Investment Tax Credits Restored to Operating Income		_____	_____
Total Taxes Applicable To Other Income			\$ _____	\$ _____
INTEREST EXPENSE				
427	Interest Expense	F-19	\$ <u>44749</u>	\$ <u>45492</u>
428	Amortization of Debt Discount & Expense	F-13	_____	_____
429	Amortization of Premium on Debt	F-13	_____	_____
Total Interest Expense			\$ <u>44749</u>	\$ <u>45492</u>
EXTRAORDINARY ITEMS				
433	Extraordinary Income		\$ _____	\$ _____
434	Extraordinary Deductions		_____	_____
409.30	Income Taxes, Extraordinary Items		_____	_____
Total Extraordinary Items			\$ _____	\$ _____
NET INCOME			\$ <u>(31352)</u>	\$ <u>(12485)</u>

Explain Extraordinary Income:

\_\_\_\_\_

\_\_\_\_\_

\_\_\_\_\_

\_\_\_\_\_

UTILITY NAME: ERS OF PITCINC

YEAR OF REPORT  
December 31, 2018

**SCHEDULE OF YEAR END RATE BASE**

ACCT. NO. (a)	ACCOUNT NAME (b)	REF. PAGE (c)	WATER UTILITY (d)	WASTEWATER UTILITY (e)
101	Utility Plant In Service	F-7	\$	\$ 112172
	Less:			
	Nonused and Useful Plant (1)			
108	Accumulated Depreciation	F-8		156455
110	Accumulated Amortization	F-8		697256
271	Contributions In Aid of Construction	F-22		-
252	Advances for Construction	F-20		171803
Subtotal			\$	\$ 86658
272	Add: Accumulated Amortization of Contributions in Aid of Construction	F-22		151112
Subtotal			\$	\$ 237770
114	Plus or Minus: Acquisition Adjustments (2)	F-7		
115	Accumulated Amortization of Acquisition Adjustments (2)	F-7		
	Working Capital Allowance (3)			23453
	Other (Specify):			
RATE BASE			\$	\$ 261223
NET UTILITY OPERATING INCOME			\$	\$ 29416
ACHIEVED RATE OF RETURN (Operating Income / Rate Base)				.1126087

**NOTES :**

- (1) Estimate based on the methodology used in the last rate proceeding.
- (2) Include only those Acquisition Adjustments that have been approved by the Commission.
- (3) Calculation consistent with last rate proceeding.  
In absence of a rate proceeding, Class A utilities will use the Balance Sheet Method and Class B Utilities will use the One-eighth Operating and Maintenance Expense Method.



UTILITY NAME:

EPS OF PI INC

YEAR OF REPORT  
December 31, 2018

**SCHEDULE OF CURRENT COST OF CAPITAL  
CONSISTENT WITH THE METHODOLOGY USED IN THE LAST RATE PROCEEDING (1)**

CLASS OF CAPITAL (a)	DOLLAR AMOUNT (2) (b)	PERCENTAGE OF CAPITAL (c)	ACTUAL COST RATES (3) (d)	WEIGHTED COST (c x d) (e)
Common Equity	\$ <u>(212,444)</u>	<u>(.4198)</u>	<u>11.96</u>	<u>(0.50208)</u>
Preferred Stock				
Long Term Debt	<u>251,463</u>	<u>.4969</u>	<u>4.5</u>	<u>.02236</u>
Customer Deposits				
Tax Credits - Zero Cost				
Tax Credits - Weighted Cost				
Deferred Income Taxes				
Other (Explain) <u>LAND NP 200,000</u>	<u>46,7036</u>	<u>.9229</u>	<u>8</u>	<u>.07383</u>
<u>DUE TO RESERVE 2,5136</u>				
<u>DUE TO LAND 241,900</u>				
<b>Total</b>	\$ <u>506,055</u>	<u>100%</u>		<u>.04599</u>

(1) If the utility's capital structure is not used, explain which capital structure is used.

\_\_\_\_\_

(2) Should equal amounts on Schedule F-6, Column (g).

(3) Mid-point of the last authorized Return On Equity or current leverage formula if none has been established.

Must be calculated using the same methodology used in the last rate proceeding using current annual report year end amounts and cost rates.

**APPROVED RETURN ON EQUITY**

Return on Equity:	<u>11.96 %</u>
Weighted Cost of Equity:	<u>0.04599</u>

**APPROVED AFUDC RATE**

COMPLETION ONLY REQUIRED IF AFUDC WAS CHARGED DURING YEAR

DC rate:	_____ %
DC rate:	_____

If any utility capitalized any charge in lieu of AFUDC (such as interest only), state the basis of the charge, an explanation as to why AFUDC was not charged and the percentage capitalized.



UTILITY NAME:

EPS OF PJ I&E

YEAR OF REPORT  
December 31, 2018

**UTILITY PLANT  
ACCOUNTS 101 - 106**

ACCT. (a)	DESCRIPTION (b)	WATER (c)	WASTEWATER (d)	OTHER THAN REPORTING SYSTEMS (e)	TOTAL (f)
101	Plant Accounts: Utility Plant In Service	\$ _____	\$ <u>955717</u>	\$ _____	\$ <u>955717</u>
102	Utility Plant Leased to Other	_____	_____	_____	_____
103	Property Held for Future Use	_____	<u>156455</u>	_____	<u>156455</u>
104	Utility Plant Purchased or Sold	_____	_____	_____	_____
105	Construction Work in Progress	_____	_____	_____	_____
106	Completed Construction Not Classified	_____	_____	_____	_____
	Total Utility Plant	\$ _____	\$ <u>1112172</u>	\$ _____	\$ <u>1112172</u>

**UTILITY PLANT ACQUISITION ADJUSTMENTS  
ACCOUNTS 114 AND 115**

Report each acquisition adjustment and related accumulated amortization separately.  
For any acquisition adjustments approved by the Commission, include the Order Number.

ACCT. (a)	DESCRIPTION (b)	WATER (c)	WASTEWATER (d)	OTHER THAN REPORTING SYSTEMS (e)	TOTAL (f)
114	Acquisition Adjustment	\$ _____	\$ _____	\$ _____	\$ _____
		_____	_____	_____	_____
		_____	_____	_____	_____
		_____	_____	_____	_____
	Total Plant Acquisition Adjustments	\$ _____	\$ _____	\$ _____	\$ _____
115	Accumulated Amortization	\$ _____	\$ _____	\$ _____	\$ _____
		_____	_____	_____	_____
		_____	_____	_____	_____
		_____	_____	_____	_____
	Total Accumulated Amortization	\$ _____	\$ _____	\$ _____	\$ _____
	Net Acquisition Adjustments	\$ _____	\$ _____	\$ _____	\$ _____



UTILITY NAME: EPS OF PT JINC

YEAR OF REPORT  
December 31, 2018

**ACCUMULATED DEPRECIATION ( ACCT. 108 ) AND AMORTIZATION (ACCT. 110)**

DESCRIPTION (a)	WATER (b)	WASTEWATER (c)	OTHER THAN REPORTING SYSTEMS (d)	TOTAL (e)
<b>ACCUMULATED DEPRECIATION</b>				
Account 108				
Balance first of year	\$	\$ <u>655384</u>	\$	\$ <u>655384</u>
Credit during year:				
Accruals charged to:				
Account 108.1 (1)	\$	\$ <u>41872</u>	\$	\$ <u>41872</u>
Account 108.2 (2)				
Account 108.3 (2)				
Other Accounts (specify):				
Salvage				
Other Credits (Specify):				
<b>Total Credits</b>	\$	\$ <u>41872</u>	\$	\$ <u>41872</u>
Debits during year:				
Book cost of plant retired				
Cost of Removal				
Other Debits (specify):				
<b>Total Debits</b>	\$	\$	\$	\$
Balance end of year	\$	\$ <u>697256</u>	\$	\$ <u>697256</u>
<b>ACCUMULATED AMORTIZATION</b>				
Account 110				
Balance first of year	\$	\$ <u>0</u>	\$	\$ <u>0</u>
Credit during year:				
Accruals charged to:				
Account 110.2 (2)	\$	\$	\$	\$
Other Accounts (specify):				
<b>Total credits</b>	\$	\$	\$	\$
Debits during year:				
Book cost of plant retired				
Other debits (specify):				
<b>Total Debits</b>	\$	\$	\$	\$
Balance end of year	\$	\$ <u>0</u>	\$	\$ <u>0</u>

- (1) Account 108 for Class B utilities.
- (2) Not applicable for Class B utilities.
- (3) Account 110 for Class B utilities.

UTILITY NAME: EPS OF PJ INC

YEAR OF REPORT  
December 31, 2018

**REGULATORY COMMISSION EXPENSE  
AMORTIZATION OF RATE CASE EXPENSE (ACCOUNTS 666 AND 766)**

DESCRIPTION OF CASE (DOCKET NO.) (a)	EXPENSE INCURRED DURING YEAR (b)	CHARGED OFF DURING YEAR	
		ACCT. (d)	AMOUNT (e)
_____	\$ _____	_____	\$ _____
_____	_____	_____	_____
_____	_____	_____	_____
Total	\$ _____	_____	\$ <u>0</u>

**NONUTILITY PROPERTY (ACCOUNT 121)**

Report separately each item of property with a book cost of \$25,000 or more included in Account 121.  
Other Items may be grouped by classes of property.

DESCRIPTION (a)	BEGINNING YEAR (b)	ADDITIONS (c)	REDUCTIONS (d)	ENDING YEAR BALANCE (e)
_____	\$ _____	\$ _____	\$ _____	\$ _____
_____	_____	_____	_____	_____
_____	_____	_____	_____	_____
Total Nonutility Property	\$ _____	\$ _____	\$ _____	\$ <u>0</u>

**SPECIAL DEPOSITS (ACCOUNTS 132 AND 133)**

Report hereunder all special deposits carried in Accounts 132 and 133.

DESCRIPTION OF SPECIAL DEPOSITS (a)	YEAR END BOOK COST (b)
SPECIAL DEPOSITS (Account 132): _____ _____	\$ _____
Total Special Deposits	\$ <u>0</u>
OTHER SPECIAL DEPOSITS (Account 133): _____ _____	\$ _____
Total Other Special Deposits	\$ <u>0</u>

UTILITY NAME: EPS OF PJ INC

YEAR OF REPORT  
December 31, 2018

**INVESTMENTS AND SPECIAL FUNDS  
ACCOUNTS 123 - 127**

Report hereunder all investments and special funds carried in Accounts 123 through 127.

DESCRIPTION OF SECURITY OR SPECIAL FUND (a)	FACE OR PAR VALUE (b)	YEAR END BOOK COST (c)
INVESTMENT IN ASSOCIATED COMPANIES (Account 123): _____ _____ _____ _____	\$ _____ _____ _____ _____	\$ _____ _____ _____ _____
Total Investment in Associated Companies		\$ <u>0</u>
UTILITY INVESTMENTS (Account 124): _____ _____ _____ _____	\$ _____ _____ _____ _____	\$ _____ _____ _____ _____
Total Utility Investment		\$ <u>0</u>
OTHER INVESTMENTS (Account 125): _____ _____ _____ _____	\$ _____ _____ _____ _____	\$ _____ _____ _____ _____
Total Other Investment		\$ <u>0</u>
SPECIAL FUNDS (Class A Utilities: Accounts 126 and 127; Class B Utilities: Account 127): _____ _____ _____ _____	\$ _____ _____ _____ _____	\$ _____ _____ _____ _____
Total Special Funds		\$ <u>0</u>





UTILITY NAME: FPS OF PJJIC

YEAR OF REPORT  
December 31, 2018

**ACCOUNTS RECEIVABLE FROM ASSOCIATED COMPANIES  
ACCOUNT 145**

Report each account receivable from associated companies separately.

DESCRIPTION (a)	TOTAL (b)
_____	\$ _____
_____	_____
_____	_____
_____	_____
_____	_____
_____	_____
_____	_____
_____	_____
_____	_____
_____	_____
Total	\$ <u>        </u>

**NOTES RECEIVABLE FROM ASSOCIATED COMPANIES  
ACCOUNT 146**

Report each note receivable from associated companies separately.

DESCRIPTION (a)	INTEREST RATE (b)	TOTAL (c)
_____	%\$ _____	_____
_____	% _____	_____
_____	% _____	_____
_____	% _____	_____
_____	% _____	_____
_____	% _____	_____
_____	% _____	_____
_____	% _____	_____
Total		\$ <u>        </u>

**MISCELLANEOUS CURRENT AND ACCRUED ASSETS  
ACCOUNT 174**

DESCRIPTION - Provide itemized listing (a)	BALANCE END OF YEAR (b)
_____	\$ _____
_____	_____
_____	_____
_____	_____
Total Miscellaneous Current and Accrued Liabilities	\$ <u>        </u>

UTILITY NAME: FDS OF PI INC

**YEAR OF REPORT**  
December 31, 2018

**UNAMORTIZED DEBT DISCOUNT AND EXPENSE AND PREMIUM ON DEBT  
ACCOUNTS 181 AND 251**

Report the net discount and expense or premium separately for each security issue.

DESCRIPTION (a)	AMOUNT WRITTEN OFF DURING YEAR (b)	YEAR END BALANCE (c)
UNAMORTIZED DEBT DISCOUNT AND EXPENSE (Account 181):	\$ _____	\$ _____
_____	_____	_____
_____	_____	_____
_____	_____	_____
Total Unamortized Debt Discount and Expense	\$ _____	\$ <u>0</u>
UNAMORTIZED PREMIUM ON DEBT (Account 251):	\$ _____	\$ _____
_____	_____	_____
_____	_____	_____
_____	_____	_____
Total Unamortized Premium on Debt	\$ _____	\$ <u>0</u>

**EXTRAORDINARY PROPERTY LOSSES  
ACCOUNT 182**

Report each item separately.

DESCRIPTION (a)	TOTAL (b)
_____	\$ _____
_____	_____
_____	_____
Total Extraordinary Property Losses	\$ <u>0</u>

UTILITY NAME: EPS OF PI INC

YEAR OF REPORT  
December 31, 2018

MISCELLANEOUS DEFERRED DEBITS  
ACCOUNT 186

DESCRIPTION - Provide itemized listing (a)	AMOUNT WRITTEN OFF DURING YEAR (b)	YEAR END BALANCE (c)
DEFERRED RATE CASE EXPENSE (Class A Utilities: Account 186.1)	\$ _____	\$ _____
Total Deferred Rate Case Expense	\$ _____	\$ <u>0</u>
OTHER DEFERRED DEBITS (Class A Utilities: Account 186.2):	\$ _____	\$ <u>23774</u>
CAP. LEGAL RATE CASE	\$ _____	<u>1732</u>
Total Other Deferred Debits	\$ _____	\$ <u>25506</u>
REGULATORY ASSETS (Class A Utilities: Account. 186.3):	\$ _____	\$ _____
Total Regulatory Assets	\$ _____	\$ <u>0</u>
TOTAL MISCELLANEOUS DEFERRED DEBITS	\$ _____	\$ <u>0</u>

UTILITY NAME: EPS OF PI INC

YEAR OF REPORT  
December 31, 2018

**CAPITAL STOCK  
ACCOUNTS 201 AND 204\***

DESCRIPTION (a)	RATE (b)	TOTAL (c)
<b>COMMON STOCK</b>		
Par or stated value per share	1.10	—
Shares authorized		5000
Shares issued and outstanding		5000
Total par value of stock issued	%\$	500
Dividends declared per share for year	%\$	
<b>PREFERRED STOCK</b>		
Par or stated value per share	%\$	
Shares authorized		
Shares issued and outstanding		
Total par value of stock issued	%\$	
Dividends declared per share for year	%\$	

\* Account 204 not applicable for Class B utilities.

**BONDS  
ACCOUNT 221**

DESCRIPTION OF OBLIGATION (INCLUDING DATE OF ISSUE AND DATE OF MATURITY) (a)	INTEREST		PRINCIPAL AMOUNT PER BALANCE SHEET (d)
	ANNUAL RATE (b)	FIXED OR VARIABLE * (c)	
	%		\$
	%		
	%		
	%		
	%		
	%		
	%		
	%		
	%		
	%		
	%		
Total			\$ <u>N/A</u>

\* For variable rate obligations, provide the basis for the rate. (i.e. prime + 2%, etc.)



UTILITY NAME: EPS OF PI JNC

YEAR OF REPORT  
December 31, 2018

**STATEMENT OF RETAINED EARNINGS**

1. Dividends should be shown for each class and series of capital stock. Show amounts as dividends per share.
2. Show separately the state and federal income tax effect of items shown in Account No. 439.

ACCT. NO. (a)	DESCRIPTION (b)	AMOUNTS (c)
215	Unappropriated Retained Earnings: Balance Beginning of Year	\$ <u>(387,323)</u>
439	Changes to Account: Adjustments to Retained Earnings ( requires Commission approval prior to use): Credits: _____	\$ _____
	Total Credits:	\$ _____
	Debits: _____	\$ _____
	Total Debits:	\$ _____
435	Balance Transferred from Income	\$ <u>(12485)</u>
436	Appropriations of Retained Earnings: _____	_____
	Total Appropriations of Retained Earnings	\$ _____
437	Dividends Declared: Preferred Stock Dividends Declared _____	_____
438	Common Stock Dividends Declared _____	_____
	Total Dividends Declared	\$ _____
215	Year end Balance	\$ <u>(399808)</u>
214	Appropriated Retained Earnings (state balance and purpose of each appropriated amount at year end): _____	_____
214	Total Appropriated Retained Earnings	\$ _____
Total Retained Earnings		\$ <u>(399808)</u>
Notes to Statement of Retained Earnings:		



UTILITY NAME: ERS OF PIT INC

YEAR OF REPORT  
December 31, 2018

**NOTES PAYABLE  
ACCOUNTS 232 AND 234**

DESCRIPTION OF OBLIGATION (INCLUDING DATE OF ISSUE AND DATE OF MATURITY) (a)	INTEREST		PRINCIPAL AMOUNT PER BALANCE SHEET (d)
	ANNUAL RATE (b)	FIXED OR VARIABLE * (c)	
NOTES PAYABLE ( Account 232):			
	%		\$
	%		
	%		
	%		
	%		
	%		
	%		
	%		
	%		
Total Account 232			\$ <u>0</u>
NOTES PAYABLE TO ASSOC. COMPANIES (Account 234):			
	%		\$
	%		
	%		
	%		
	%		
	%		
	%		
	%		
	%		
Total Account 234			\$ <u>0</u>

\* For variable rate obligations, provide the basis for the rate. (i.e.. prime + 2%, etc.)

**ACCOUNTS PAYABLE TO ASSOCIATED COMPANIES  
ACCOUNT 233**

Report each account payable separately.

DESCRIPTION (a)	TOTAL (b)
	\$
Total	\$ <u>0</u>

UTILITY NAME: ERS OF PIT AINE

YEAR OF REPORT  
December 31, 2018

ACCRUED INTEREST AND EXPENSE  
ACCOUNTS 237 AND 427

DESCRIPTION OF DEBIT (a)	BALANCE BEGINNING OF YEAR (b)	INTEREST ACCRUED DURING YEAR		INTEREST PAID DURING YEAR (e)	BALANCE END OF YEAR (f)
		ACCT. DEBIT (c)	AMOUNT (d)		
ACCOUNT NO. 237.1 - Accrued Interest on Long Term Debt <u>LEE COUNTY UTILITY</u> <u>KRS LAND BORROW</u> <u>KRS LAND</u>	\$	437 437 437	12081 17411 16000	\$ 12081 17411 16000	\$
Total Account 237.1	\$		45492	\$ 45492	\$
ACCOUNT NO. 237.2 - Accrued Interest on Other Liabilities Customer Deposits	\$	427		\$	\$
Total Account 237.2	\$			\$	\$
Total Account 237 (1)	\$		45492	\$ 45492	\$
INTEREST EXPENSED:					
Total accrual Account 237		237			
Less Capitalized Interest Portion of AFUDC:					
Net Interest Expensed to Account No. 427 (2)			45492	\$ 45492	\$

(1) Must agree to F-2 (a), Beginning and Ending Balance of Accrued Interest.  
(2) Must agree to F-3 (c), Current Year Interest Expense



UTILITY NAME: EPS OF PL INC

YEAR OF REPORT  
December 31, 2008

MISCELLANEOUS CURRENT AND ACCRUED LIABILITIES  
ACCOUNT 241

DESCRIPTION - Provide itemized listing (a)	BALANCE END OF YEAR (b)
	\$ _____
Total Miscellaneous Current and Accrued Liabilities	\$ <u>0</u>

ADVANCES FOR CONSTRUCTION  
ACCOUNT 252

NAME OF PAYOR * (a)	BALANCE BEGINNING OF YEAR (b)	DEBITS		CREDITS (e)	BALANCE END OF YEAR (f)
		ACCT. DEBIT (c)	AMOUNT (d)		
	\$ _____				
Total	\$ _____				\$ <u>0</u>

\* Report advances separately by reporting group, designating water or wastewater in column (a).

UTILITY NAME: ERS OF PEINC

YEAR OF REPORT  
December 31, 2018

**OTHER DEFERRED CREDITS  
ACCOUNT 253**

DESCRIPTION - Provide itemized listing (a)	AMOUNT WRITTEN OFF DURING YEAR (b)	YEAR END BALANCE (c)
REGULATORY LIABILITIES (Class A Utilities: Account 253.1):  _____ _____ _____	\$ _____ _____ _____	\$ _____ _____ _____
Total Regulatory Liabilities	\$ _____	\$ <u>0</u>
OTHER DEFERRED LIABILITIES (Class A Utilities: Account 253.2):  _____ _____ _____ _____ _____ _____	\$ _____ _____ _____ _____ _____ _____	\$ _____ _____ _____ _____ _____ _____
Total Other Deferred Liabilities	\$ _____	\$ <u>0</u>
<b>TOTAL OTHER DEFERRED CREDITS</b>	\$ _____	\$ <u>0</u>

UTILITY NAME:

EPS OF RT INC

YEAR OF REPORT  
December 31, 2018

**CONTRIBUTIONS IN AID OF CONSTRUCTION  
ACCOUNT 271**

DESCRIPTION (a)	WATER (W-7) (b)	WASTEWATER (S-7) (c)	W & WW OTHER THAN SYSTEM REPORTING (d)	TOTAL (e)
Balance first of year	\$ _____	\$ <u>163620</u>	\$ _____	\$ <u>163620</u>
Add credits during year:	\$ _____	\$ <u>8183</u>	\$ _____	\$ <u>8183</u>
Less debit charged during the year	\$ _____	\$ _____	\$ _____	\$ _____
Total Contribution In Aid of Construction	\$ _____	\$ <u>171803</u>	\$ _____	\$ <u>171803</u>

**ACCUMULATED AMORTIZATION OF CONTRIBUTIONS IN AID OF CONSTRUCTION  
ACCOUNT 272**

DESCRIPTION (a)	WATER (W-8(a)) (b)	WASTEWATER (S-8(a)) (c)	W & WW OTHER THAN SYSTEM REPORTING (d)	TOTAL (e)
Balance first of year	\$ _____	\$ <u>146817</u>	\$ _____	\$ <u>146817</u>
Debits during the year:	\$ _____	\$ <u>4295</u>	\$ _____	\$ <u>4295</u>
Credits during the year	\$ _____	\$ _____	\$ _____	\$ _____
Total Accumulated Amortization of Contributions In Aid of Construction	\$ _____	\$ <u>151112</u>	\$ _____	\$ <u>151112</u>

UTILITY NAME: ERS OF RI, INC.

YEAR OF REPORT  
December 31, 2018

**RECONCILIATION OF REPORTED NET INCOME WITH TAXABLE INCOME FOR FEDERAL INCOME TAXES (UTILITY OPERATIONS)**

1 The reconciliation should include the same detail as furnished on Schedule M-1 of the federal tax return for the year. The reconciliation shall be submitted even though there is no taxable income for the year. Descriptions should clearly indicate the nature of each reconciling amount and show the computations of all tax accruals.

2 If the utility is a member of a group which files a consolidated federal tax return, reconcile reported net income with taxable net income as if a separate return were to be filed, indicating intercompany amounts to be eliminated in such consolidated return. State names of group members, tax assigned to each group member, and basis of allocation, assignments or sharing of the consolidated tax among the group members.

DESCRIPTION (a)	REF. NO. (b)	AMOUNT (c)
Net income for the year	F-3(c)	\$ <u>(12485)</u>
Reconciling items for the year:		
Taxable income not reported on books:		
<u>CONNECTION FEES</u>		<u>8183</u>
Deductions recorded on books not deducted for return:		
<u>DEPRECIATION NOT ON RETURN</u>		<u>6123</u>
Income recorded on books not included in return:		
Deduction on return not charged against book income:		
<u>AMORTIZATION OF CIAC</u>		<u>(4295)</u>
Federal tax net income		\$ <u>(2474)</u>

Computation of tax :



# **WATER OPERATING SECTION**

**Note:** This utility is a wastewater only service; therefore, Pages W-1 through W-14 have been omitted from this report.

**WASTEWATER  
OPERATION  
SECTION**



UTILITY NAME: ENVIRONMENTAL PROTECTION SYSTEMS OF PINE ISLAND JWC

YEAR OF REPORT  
December 31, 2018

SYSTEM NAME / COUNTY : EPS OF RT JWC / Lee

**SCHEDULE OF YEAR END WASTEWATER RATE BASE**

ACCT. NO. (a)	ACCOUNT NAME (b)	REFERENCE PAGE (c)	WASTEWATER UTILITY (d)
101	Utility Plant In Service	S-4(a)	\$ <u>1112172</u>
	Less:		
	Nonused and Useful Plant (1)		
108	Accumulated Depreciation	S-6(b)	<u>156455</u>
110	Accumulated Amortization		<u>69756</u>
271	Contributions In Aid of Construction	S-7	
252	Advances for Construction	F-20	<u>171803</u>
Subtotal			\$ <u>86658</u>
272	Add: Accumulated Amortization of Contributions in Aid of Construction	S-8(a)	\$ <u>151112</u>
Subtotal			\$ <u>237770</u>
114	Plus or Minus: Acquisition Adjustments (2)	F-7	
115	Accumulated Amortization of Acquisition Adjustments (2)	F-7	
	Working Capital Allowance (3)		
	Other (Specify):		
			<u>23453</u>
WASTEWATER RATE BASE			\$ <u>261223</u>
WASTEWATER OPERATING INCOME		S-3	\$ <u>29416</u>
ACHIEVED RATE OF RETURN (Wastewater Operating Income / Wastewater Rate Base)			<u>.1126087</u>

- NOTES : (1) Estimate based on the methodology used in the last rate proceeding.
- (2) Include only those Acquisition Adjustments that have been approved by the Commission.
- (3) Calculation consistent with last rate proceeding.  
In absence of a rate proceeding, Class A utilities will use the Balance Sheet Method and Class B Utilities will use the One-eighth Operating and Maintenance Expense Method.



UTILITY NAME: ENVIRONMENTAL PROTECTION SYSTEMS OF PINE ISLAND INC

YEAR OF REPORT  
December 31, 2018

SYSTEM NAME / COUNTY : EPS OF PI INC / Lee

**WASTEWATER OPERATING STATEMENT**

ACCT. NO. (a)	ACCOUNT NAME (b)	REFERENCE PAGE (c)	WASTEWATER UTILITY (d)
<b>UTILITY OPERATING INCOME</b>			
400	Operating Revenues	S-9(a)	\$ <u>273310</u>
530	Less: Guaranteed Revenue (and AFPI)	S-9(a)	
Net Operating Revenues			\$ <u>273310</u>
401	Operating Expenses	S-10(a)	\$ <u>187621</u>
403	Depreciation Expense	S-6(a)	<u>41872</u>
	Less: Amortization of CIAC	S-8(a)	<u>(4295)</u>
Net Depreciation Expense			\$ <u>37577</u>
406	Amortization of Utility Plant Acquisition Adjustment	F-7	
407	Amortization Expense (Other than CIAC)	F-8	
408.10	Taxes Other Than Income Utility Regulatory Assessment Fee		<u>12299</u>
408.11	Property Taxes		
408.12	Payroll Taxes		<u>6197</u>
408.13	Other Taxes and Licenses		<u>200</u>
408	Total Taxes Other Than Income		\$ <u>18696</u>
409.1	Income Taxes		
410.10	Deferred Federal Income Taxes		
410.11	Deferred State Income Taxes		
411.10	Provision for Deferred Income Taxes - Credit		
412.10	Investment Tax Credits Deferred to Future Periods		
412.11	Investment Tax Credits Restored to Operating Income		
Utility Operating Expenses			\$ <u>233271</u>
Utility Operating Income			\$ <u>29416</u>
530	Add Back: Guaranteed Revenue (and AFPI)	S-9(a)	\$
413	Income From Utility Plant Leased to Others		
414	Gains (losses) From Disposition of Utility Property		
420	Allowance for Funds Used During Construction		
Total Utility Operating Income			\$ <u>29416</u>

YEAR OF REPORT  
December 31, 2018

UTILITY NAME: ENVIRONMENTAL PROTECTION SYSTEMS OF PINE ISLAND  
SYSTEM NAME / COUNTY: EPS/PINE / LEE

WASTEWATER UTILITY PLANT ACCOUNTS

ACCT. NO. (a)	ACCOUNT NAME (b)	PREVIOUS YEAR (c)	ADDITIONS (d)	RETIREMENTS (e)	CURRENT YEAR (f)
351	Organization				
352	Franchises				
353	Land and Land Rights				
354	Structures and Improvements				
355	Power Generation Equipment				
360	Collection Sewers - Force	56959			56936
361	Collection Sewers - Gravity	121608			121608
362	Special Collecting Structures				
363	Services to Customers	7920			7920
364	Flow Measuring Devices				
365	Flow Measuring Installations				
366	Reuse Services				
367	Reuse Meters and Meter Installations				
370	Receiving Wells				
371	Pumping Equipment	161475			161475
374	Reuse Distribution Reservoirs	21252			21252
375	Reuse Transmission and Distribution System				
380	Treatment and Disposal Equipment				
381	Plant Sewers				
382	Outfall Sewer Lines				
389	Other Plant Miscellaneous Equipment	568388	8183		576571
390	Office Furniture and Equipment	9932			9932
391	Transportation Equipment				
392	Stores Equipment				
393	Tools, Shop and Garage Equipment				
394	Laboratory Equipment				
395	Power Operated Equipment				
396	Communication Equipment				
397	Miscellaneous Equipment				
398	Other Tangible Plant				
Total Wastewater Plant		947534	8183		955717

NOTE: Any adjustments made to reclassify property from one account to another must be footnoted.

S-4(a)  
GROUP \_\_\_\_\_



UTILITY NAME: ENVIRONMENTAL PROTECTION SYSTEMS OF RENE ISLAND OCEANIC  
SYSTEM NAME / COUNTY: FRS OF PITCAIRN / HEE

WASTEWATER UTILITY PLANT MATRIX

ACCT. NO.	ACCOUNT NAME	.1 INTANGIBLE PLANT (g)	.2 COLLECTION PLANT (h)	.3 SYSTEM PUMPING PLANT (i)	.4 TREATMENT AND DISPOSAL (i)	.5 RECLAIMED WASTEWATER TREATMENT PLANT (i)	.6 RECLAIMED WASTEWATER DISTRIBUTION PLANT (i)	.7 GENERAL PLANT (k)
351	Organization							
352	Franchises							
353	Land and Land Rights							
354	Structures and Improvements							
355	Power Generation Equipment							
360	Collection Sewers - Force		56957					
361	Collection Sewers - Gravity		121608					
362	Special Collecting Structures							
363	Services to Customers		7920					
364	Flow Measuring Devices							
365	Flow Measuring Installations							
366	Reuse Services							
367	Reuse Meters and Meter Installations							
370	Receiving Wells							
371	Pumping Equipment			161405				
374	Reuse Distribution Reservoirs			21252				
375	Reuse Transmission and Distribution System							
380	Treatment and Disposal Equipment							
381	Plant Sewers							
382	Outfall Sewer Lines							
389	Other Plant Miscellaneous Equipment				576501			9932
390	Office Furniture and Equipment							
391	Transportation Equipment							
392	Stores Equipment							
393	Tools, Shop and Garage Equipment							
394	Laboratory Equipment							
395	Power Operated Equipment							
396	Communication Equipment							
397	Miscellaneous Equipment							
398	Other Tangible Plant							
	Total Wastewater Plant	\$	\$ 186487	\$ 182727	\$ 576501	\$	\$	\$ 9932

NOTE: Any adjustments made to reclassify property from one account to another must be footnoted.

UTILITY NAME: ENVIRONMENTAL PROTECTION SYSTEMS OF THE ISLAND STATE  
 SYSTEM NAME / COUNTY: EPS OF RI STATE / LEE

YEAR OF REPORT  
 December 31, 2018

**BASIS FOR WASTEWATER DEPRECIATION CHARGES**

ACCT. NO. (a)	ACCOUNT NAME (b)	AVERAGE SERVICE LIFE IN YEARS (c)	AVERAGE NET SALVAGE IN PERCENT (d)	DEPRECIATION RATE APPLIED IN PERCENT (100% - D) / C (e)
354	Structures and Improvements			
355	Power Generation Equipment			
360	Collection Sewers - Force	27		3.7
361	Collection Sewers - Gravity	40		2.5
362	Special Collecting Structures			
363	Services to Customers	35		2.85
364	Flow Measuring Devices			
365	Flow Measuring Installations			
366	Reuse Services			
367	Reuse Meters and Meter Installations			
370	Receiving Wells			
371	Pumping Equipment	22		4.50
375	Reuse Transmission and Distribution System	18		5.56
380	Treatment and Disposal Equipment			
381	Plant Sewers			
382	Outfall Sewer Lines			
389	Other Plant Miscellaneous Equipment	20		5
390	Office Furniture and Equipment	6		16.67
391	Transportation Equipment			
392	Stores Equipment			
393	Tools, Shop and Garage Equipment			
394	Laboratory Equipment			
395	Power Operated Equipment			
396	Communication Equipment			
397	Miscellaneous Equipment			
398	Other Tangible Plant			
Wastewater Plant Composite Depreciation Rate *		N/A	X	N/A

\* If depreciation rates prescribed by this Commission are on a total composite basis, entries should be made on this line only.



UTILITY NAME: ENVIRONMENTAL PROTECTION SYSTEMS OF PINE ISLAND  
 SYSTEM NAME / COUNTY: FRS OF PINE ISLAND / LEE

YEAR OF REPORT  
 December 31, 2018

ANALYSIS OF ENTRIES IN WASTEWATER ACCUMULATED DEPRECIATION

ACCT. NO.	ACCOUNT NAME	BALANCE AT BEGINNING OF YEAR (c)	ACCRUALS (d)	OTHER CREDITS *	TOTAL CREDITS (d+e) (f)
354	Structures and Improvements				
355	Power Generation Equipment				
360	Collection Sewers - Force	52647	2108		2108
361	Collection Sewers - Gravity	119111	2487		2487
362	Special Collecting Structures				
363	Services to Customers				
364	Flow Measuring Devices	7920	0		0
365	Flow Measuring Installations				
366	Reuse Services				
367	Reuse Meters and Meter Installations				
370	Receiving Wells				
371	Pumping Equipment	93413	7266		7266
375	Reuse Transmission and Distribution System	3976	1182		1182
380	Treatment and Disposal Equipment				
381	Plant Sewers				
382	Outfall Sewer Lines				
389	Other Plant Miscellaneous Equipment				
390	Office Furniture and Equipment	368285	2829		2829
391	Transportation Equipment	9132	0		0
392	Stores Equipment				
393	Tools, Shop and Garage Equipment				
394	Laboratory Equipment				
395	Power Operated Equipment				
396	Communication Equipment				
397	Miscellaneous Equipment				
398	Other Tangible Plant				
Total Depreciable Wastewater Plant in Service		\$ 655384	\$ 41872	\$	\$ 41872

\* Specify nature of transaction.  
 Use ( ) to denote reversal entries.

YEAR OF REPORT  
December 31, 2001

UTILITY NAME: ENVIRONMENTAL PROTECTION SYSTEMS OF PINE ISLAND TOWNSHIP  
SYSTEM NAME / COUNTY: PDS OF PINE ISLAND TOWNSHIP

ANALYSIS OF ENTRIES IN WASTEWATER ACCUMULATED DEPRECIATION

ACCT. NO.	ACCOUNT NAME	PLANT RETIRED (g)	SALVAGE AND INSURANCE (h)	COST OF REMOVAL AND OTHER CHARGES (i)	TOTAL CHARGES (g-h+i) (j)	BALANCE AT END OF YEAR (c+f-j) (k)
(a)	(b)					
354	Structures and Improvements					
355	Power Generation Equipment					
360	Collection Sewers - Force					
361	Collection Sewers - Gravity					54755
362	Special Collecting Structures					121598
363	Services to Customers					
364	Flow Measuring Devices					7920
365	Flow Measuring Installations					
366	Reuse Services					
367	Reuse Meters and Meter Installations					
370	Receiving Wells					
371	Pumping Equipment					100679
375	Reuse Transmission and Distribution System					5158
380	Treatment and Disposal Equipment					
381	Plant Sewers					
382	Outfall Sewer Lines					
389	Other Plant Miscellaneous Equipment					
390	Office Furniture and Equipment					
391	Transportation Equipment					297214
392	Stores Equipment					9932
393	Tools, Shop and Garage Equipment					
394	Laboratory Equipment					
395	Power Operated Equipment					
396	Communication Equipment					
397	Miscellaneous Equipment					
398	Other Tangible Plant					
Total Depreciable Wastewater Plant in Service						\$ 697256

\* Specify nature of transaction.  
Use ( ) to denote reversal entries.

UTILITY NAME: ENVIRONMENTAL PROTECTION SYSTEMS OF PINE ISLAND INC  
 SYSTEM NAME / COUNTY: EPS OF PINE / LEE

YEAR OF REPORT December 31, <u>2018</u>
--

**CONTRIBUTIONS IN AID OF CONSTRUCTION  
ACCOUNT 271**

DESCRIPTION (a)	REFERENCE (b)	WASTEWATER (c)
Balance first of year		\$ <u>163620</u>
Add credits during year:		
Contributions received from Capacity, Main Extension and Customer Connection Charges	S-8(a)	\$ <u>8183</u>
Contributions received from Developer or Contractor Agreements in cash or property	S-8(b)	_____
<b>Total Credits</b>		\$ <u>8183</u>
Less debits charged during the year (All debits charged during the year must be explained below)		\$ <u>0</u>
<b>Total Contributions In Aid of Construction</b>		\$ <u>171803</u>

Explain all debits charged to Account 271 during the year below:

---

---

---

---

---

---

---

---

---

---

---



UTILITY NAME: ENVIRONMENTAL PROTECTAL SYSTEMS OF PINE ISLAND INC

YEAR OF REPORT  
December 31, 2018

SYSTEM NAME / COUNTY: EDS OF PI, INC / Lee

**WASTEWATER CIAC SCHEDULE "A"**

ADDITIONS TO CONTRIBUTIONS IN AID OF CONSTRUCTION RECEIVED FROM CAPACITY,  
MAIN EXTENSION AND CUSTOMER CONNECTION CHARGES RECEIVED DURING THE YEAR

DESCRIPTION OF CHARGE (a)	NUMBER OF CONNECTIONS (b)	CHARGE PER CONNECTION (c)	AMOUNT (d)
_____	_____	\$ _____	\$ _____
_____	_____	_____	_____
_____	_____	_____	_____
_____	_____	_____	_____
_____	_____	_____	_____
_____	_____	_____	_____
_____	_____	_____	_____
_____	_____	_____	_____
Total Credits			\$ _____

**ACCUMULATED AMORTIZATION OF WASTEWATER CONTRIBUTIONS IN AID OF CONSTRUCTION**

DESCRIPTION (a)	WASTEWATER (b)
Balance first of year	\$ <u>146817</u>
Debits during the year:	
Accruals charged to Account 272	\$ <u>4295</u>
Other debits (specify):	_____
_____	_____
Total debits	\$ <u>4295</u>
Credits during the year (specify):	\$ _____
_____	_____
Total credits	\$ _____
Balance end of year	\$ <u>151112</u>





UTILITY NAME: ENVIRONMENTAL PROTECTION SYSTEM OF PI, INC

YEAR OF REPORT  
December 31, 2018

SYSTEM NAME / COUNTY : EPS OF PI, INC / Lee

**WASTEWATER OPERATING REVENUE**

ACCT. NO. (a)	DESCRIPTION (b)	BEGINNING YEAR NO. CUSTOMERS * (c)	YEAR END NUMBER OF CUSTOMERS * (d)	AMOUNTS (e)
WASTEWATER SALES				
521.1	Flat Rate Revenues: Residential Revenues			\$
521.2	Commercial Revenues			
521.3	Industrial Revenues			
521.4	Revenues From Public Authorities			
521.5	Multiple Family Dwelling Revenues			
521.6	Other Revenues			
521	Total Flat Rate Revenues			\$
522.1	Measured Revenues: Residential Revenues	474	482	264056
522.2	Commercial Revenues	1	1	4946
522.3	Industrial Revenues			
522.4	Revenues From Public Authorities			
522.5	Multiple Family Dwelling Revenues			
522	Total Measured Revenues			\$ 269002
523	Revenues From Public Authorities			
524	Revenues From Other Systems			
525	Interdepartmental Revenues			
Total Wastewater Sales				\$ 269002
OTHER WASTEWATER REVENUES				
530	Guaranteed Revenues			\$
531	Sale of Sludge			
532	Forfeited Discounts			
534	Rents From Wastewater Property			
535	Interdepartmental Rents			
536	Other Wastewater Revenues (Including Allowance for Funds Prudently Invested or AFPI)			4308
Total Other Wastewater Revenues				\$ 4308

\* Customer is defined by Rule 25-30.210(1), Florida Administrative Code.

UTILITY NAME: ENVIRONMENTAL PROTECTION SYSTEMS OF FLA INC

YEAR OF REPORT  
December 31, 2018

SYSTEM NAME / COUNTY: EPS OF FLA INC / LEE

WASTEWATER OPERATING REVENUE

ACCT. NO. (a)	DESCRIPTION (b)	BEGINNING YEAR NO. CUSTOMERS * (c)	YEAR END NUMBER OF CUSTOMERS * (d)	AMOUNTS (e)
RECLAIMED WATER SALES				
540.1	Flat Rate Reuse Revenues: Residential Reuse Revenues			\$
540.2	Commercial Reuse Revenues			
540.3	Industrial Reuse Revenues			
540.4	Reuse Revenues From Public Authorities			N/A
540.5	Other Revenues			
540	Total Flat Rate Reuse Revenues			\$
541.1	Measured Reuse Revenues: Residential Reuse Revenues			
541.2	Commercial Reuse Revenues			
541.3	Industrial Reuse Revenues			
541.4	Reuse Revenues From Public Authorities			N/A
541	Total Measured Reuse Revenues			\$
544	Reuse Revenues From Other Systems			
Total Reclaimed Water Sales				\$
Total Wastewater Operating Revenues				\$ N/A

\* Customer is defined by Rule 25-30.210(1), Florida Administrative Code.



YEAR OF REPORT  
December 31, 2018

UTILITY NAME: ENVIRONMENTAL PROTECTAL SYSTEMS OF PINE ISLAND INC

SYSTEM NAME / COUNTY : ERS OF PT INC / LEE

WASTEWATER UTILITY EXPENSE ACCOUNT MATRIX

ACCT. NO.	ACCOUNT NAME (b)	CURRENT YEAR (c)	.1 COLLECTION EXPENSES- OPERATIONS (d)	.2 COLLECTION EXPENSES- MAINTENANCE (e)	.3 PUMPING EXPENSES - OPERATIONS (f)	.4 PUMPING EXPENSES - MAINTENANCE (g)	.5 TREATMENT & DISPOSAL EXPENSES - OPERATIONS (h)	.6 TREATMENT & DISPOSAL EXPENSES - MAINTENANCE (i)
701	Salaries and Wages - Employees	79718	15000		25000			
703	Salaries and Wages - Officers, Directors and Majority Stockholders							
704	Employee Pensions and Benefits							
710	Purchased Sewage Treatment	52767					52767	
711	Sludge Removal Expense							
715	Purchased Power	2118					2118	
716	Fuel for Power Purchased							
718	Chemicals							
720	Materials and Supplies							
731	Contractual Services-Engineering							
732	Contractual Services - Accounting	9600						
733	Contractual Services - Legal							
734	Contractual Services - Mgt. Fees	2148						
735	Contractual Services - Testing							
736	Contractual Services - Other							
741	Rental of Building/Real Property	10476						
742	Rental of Equipment							
750	Transportation Expenses							
756	Insurance - Vehicle	215						
757	Insurance - General Liability							
758	Insurance - Workman's Comp.	683						
759	Insurance - Other	1393						
760	Advertising Expense							
766	Regulatory Commission Expenses - Amortization of Rate Case Expense							
767	Regulatory Commission Exp.-Other							
770	Bad Debt Expense	67						
775	Miscellaneous Expenses	26436						
Total Wastewater Utility Expenses		187621	15000		25000		55885	

5-106A)



UTILITY NAME: ENVIRONMENTAL PROTECTION SYSTEMS OF PINE ISLAND INC  
 SYSTEM NAME / COUNTY: EPS OF PI INC / LEE

YEAR OF REPORT  
 December 31, 2018

WASTEWATER UTILITY EXPENSE ACCOUNT MATRIX

ACCT. NO.	ACCOUNT NAME (b)	.7 CUSTOMER ACCOUNTS EXPENSE (j)	.8 ADMIN. & GENERAL EXPENSES (k)	.9 RECLAIMED WATER TREATMENT EXPENSES- OPERATIONS (l)	.10 RECLAIMED WATER TREATMENT EXPENSES- MAINTENANCE (m)	.11 RECLAIMED WATER DISTRIBUTION EXPENSES- OPERATIONS (n)	.12 RECLAIMED WATER DISTRIBUTION EXPENSES- MAINTENANCE (o)
701	Salaries and Wages - Employees						
703	Salaries and Wages - Officers, Directors and Majority Stockholders		39718				
704	Employee Pensions and Benefits						
710	Purchased Sewage Treatment						
711	Sludge Removal Expense						
715	Purchased Power						
716	Fuel for Power Purchased						
718	Chemicals						
720	Materials and Supplies						
731	Contractual Services-Engineering		9600				
732	Contractual Services - Accounting						
733	Contractual Services - Legal						
734	Contractual Services - Mgt. Fees		3148				
735	Contractual Services - Testing						
736	Contractual Services - Other						
741	Rental of Building/Real Property		10476				
742	Rental of Equipment						
750	Transportation Expenses						
756	Insurance - Vehicle		215				
757	Insurance - General Liability		683				
758	Insurance - Workman's Comp.		1393				
759	Insurance - Other						
760	Advertising Expense						
766	Regulatory Commission Expenses - Amortization of Rate Case Expense						
767	Regulatory Commission Exp.-Other						
770	Bad Debt Expense						
775	Miscellaneous Expenses	67	26436				
Total Wastewater Utility Expenses		67	91669	0	0	0	0

S-10(b)  
 GROUP \_\_\_\_\_

UTILITY NAME: ENVIRONMENTAL PROTECTION SYSTEMS OF PINEBLVD INC

YEAR OF REPORT  
December 31, 2018

SYSTEM NAME / COUNTY: EPS OF P.E. INC / LEE

**CALCULATION OF THE WASTEWATER SYSTEM METER EQUIVALENTS**

WATER METER SIZE (a)	TYPE OF WATER METER (b)	EQUIVALENT FACTOR (c)	NUMBER OF WATER METERS (d)	TOTAL NUMBER OF METER EQUIVALENTS (c x d) (e)
All Residential		1.0	482	482
5/8"	Displacement	1.0		
3/4"	Displacement	1.5		
1"	Displacement	2.5		
1 1/2"	Displacement or Turbine	5.0	1	5.0
2"	Displacement, Compound or Turbine	8.0		
3"	Displacement	15.0		
3"	Compound	16.0		
3"	Turbine	17.5		
4"	Displacement or Compound	25.0		
4"	Turbine	30.0		
6"	Displacement or Compound	50.0		
6"	Turbine	62.5		
8"	Compound	80.0		
8"	Turbine	90.0		
10"	Compound	115.0		
10"	Turbine	145.0		
12"	Turbine	215.0		
Total Wastewater System Meter Equivalents				487

**CALCULATION OF THE WASTEWATER SYSTEM EQUIVALENT RESIDENTIAL CONNECTIONS**

Provide a calculation used to determine the value of one wastewater equivalent residential connection (ERC).

Use one of the following methods:

- (a) If actual flow data are available from the preceding 12 months, divide the total annual single family residence (SFR) gallons sold by the average number of single family residence customers for the same period and divide the result by 365 days.
- (b) If no historical flow data are available, use:

$$ERC = ( \text{Total SFR gallons treated (Omit 000)} / 365 \text{ days} / 280 \text{ gallons per day} )$$

For wastewater only utilities:

- Subtract all general use and other non residential customer gallons from the total gallons treated.
- Divide the remainder (SFR customers) by 365 days to reveal single family residence customer gallons per day.

**NOTE:** Total gallons treated includes both treated and purchased treatment.

ERC Calculation:

UTILITY NAME: ENVIRONMENTAL PROTECTION SYSTEMS OF PINE ISLAND INC

YEAR OF REPORT  
December 31, 2018

SYSTEM NAME / COUNTY: EPS OF PINE ISLAND / Lee

### WASTEWATER TREATMENT PLANT INFORMATION

Provide a separate sheet for each wastewater treatment facility

Permitted Capacity			
Basis of Permit Capacity (1)	PURCHASED		
Manufacturer	WASTEWATER		
Type (2)	TREATMENT.		
Hydraulic Capacity			
Average Daily Flow			
Total Gallons of Wastewater Treated	10437000		
Method of Effluent Disposal			

(1) Basis of permitted capacity as stated on the Florida DEP WWTP Operating Permit (i.e. average annual daily flow, etc.)

(2) Contact stabilization, advanced treatment, etc.

S-12

GROUP \_\_\_\_\_

SYSTEM \_\_\_\_\_



UTILITY NAME: ENVIRONMENTAL PROTECTION SYSTEMS OF PINE ISLAND TWP

YEAR OF REPORT  
December 31 2018

SYSTEM NAME / COUNTY :- EPS/ P I INC/ LEE

OTHER WASTEWATER SYSTEM INFORMATION

Furnish information below for each system. A separate page should be supplied where necessary.

- 1. Present number of ERCs\* now being served 487
- 2. Maximum number of ERCs\* which can be served PURCHASE WASTEWATER W/ CAPACITY FOR ENTIRE BUILD OUT
- 3. Present system connection capacity (in ERCs\*) using existing lines ENTIRE BUILD OUT
- 4. Future connection capacity (in ERCs\*) upon service area buildout PURCHASE WASTE WATER W/ CAPACITY FOR ENTIRE BUILD OUT
- 5. Estimated annual increase in ERCs\* 0
- 6. Describe any plans and estimated completion dates for any enlargements or improvements of this system  
\_\_\_\_\_  
\_\_\_\_\_
- 7. If the utility uses reuse as a means of effluent disposal, attach a list of the reuse end users and the amount of reuse provided to each, if known.
- 8. If the utility does not engage in reuse, has a reuse feasibility study been completed? NO  
If so, when? \_\_\_\_\_
- 9. Has the utility been required by the DEP or water management district to implement reuse? NO  
If so, what are the utility's plans to comply with this requirement? \_\_\_\_\_
- 10. When did the company last file a capacity analysis report with the DEP? JUNE 2002
- 11. If the present system does not meet the requirements of DEP rules:
  - a. Attach a description of the plant upgrade necessary to meet the DEP rules.
  - b. Have these plans been approved by DEP? \_\_\_\_\_
  - c. When will construction begin? \_\_\_\_\_
  - d. Attach plans for funding the required upgrading.
  - e. Is this system under any Consent Order with DEP? \_\_\_\_\_
- 12. Department of Environmental Protection ID # FLA 014672

\* An ERC is determined based on the calculation on S-11.



**Reconciliation of Revenue to  
Regulatory Assessment Fee Revenue  
Wastewater Operations  
Class A & B**

Company: ENVIRONMENTAL PROTECTION SYSTEMS OF PINE ISLAND INC  
For the Year Ended December 31, 2018

(a)	(b)	(c)	(d)
Accounts	Gross Wastewater Revenues Per Sch. S-9	Gross Wastewater Revenues Per RAF Return	Difference (b) - (c)
Gross Revenue:			
Total Flat-Rate Revenues (521.1 - 521.6)	\$ <u>269002</u>	\$ <u>269002</u>	\$ _____
Total Measured Revenues (522.1 - 522.5)	_____	_____	_____
Revenues from Public Authorities (523)	_____	_____	_____
Revenues from Other Systems (524)	_____	_____	_____
Interdepartmental Revenues (525)	_____	_____	_____
Total Other Wastewater Revenues (530 - 536)	<u>4308</u>	<u>4308</u>	_____
Reclaimed Water Sales (540.1 - 544)	_____	_____	_____
<b>Total Wastewater Operating Revenue</b>	<b>\$ <u>273310</u></b>	<b>\$ <u>273310</u></b>	<b>\$ _____</b>
<b>LESS: Expense for Purchased Wastewater from FPSC-Regulated Utility</b>	_____	_____	_____
<b>Net Wastewater Operating Revenues</b>	<b>\$ <u>273310</u></b>	<b>\$ <u>273310</u></b>	<b>\$ _____</b>

Explanations:

**Instructions:**

For the current year, reconcile the gross wastewater revenues reported on Schedule S-9 with the gross wastewater revenues reported on the company's regulatory assessment fee return. Explain any differences reported in column (d).