

CLASS "C"

WATER and/or SEWER UTILITIES

(Gross Revenue of Less Than \$150,000 Each)

RECEIVED

8 25 AM '93

ADMINISTRATION
MAIL ROOM

ANNUAL REPORT

OF

SU306 SU 44
Mr. A. Wayne Lujan
Key Haven Utility Corporation
P. O. Box 2067
Key West, FL 33045-2067

Exact Legal Name of Respondent


205-5
Certificate Number(s)

RECEIVED

APR 02 1993

Florida Public Service Commission
Division of Water and Wastewater

OFFICIAL COPY
DIVISION OF
WATER AND SEWER
Do Not Remove from this Office



FOR THE
YEAR ENDED DECEMBER 31, 19 92

General Instructions

1. Prepare this report in conformity with the 1984 National Association of Regulatory Utility Commissioners Uniform System of Accounts for Water and/or Sewer Utilities.
2. Interpret all accounting words and phrases in accordance with the USQA.
3. Complete each question fully and accurately, even if it has been answered in a previous annual report. Enter the word "None" where it truly and completely states the fact.
4. For any question, section, or page which is not applicable to the respondent enter the words "Not Applicable". Do not omit any pages.
5. Where dates are called for, the month and day should be stated as well as the year.
6. All schedules requiring dollar entries should be rounded to the nearest dollar.
7. Complete this report by means which result in a permanent record, such as by typewriter.
8. If there is not enough room on any schedule, an additional page or pages may be added provided the format of the added schedule matches the format of the schedule with not enough room. Such a schedule should reference the appropriate schedules, state the name of the utility, and state the year of the report.
9. If it is necessary or desirable to insert additional statements for the purpose of further explanation of schedules, such statements should be made at the bottom of the page or on an additional page. Any additional pages should state the name of the utility and the year of the report, and reference the appropriate schedule.
10. The report should be filled out in quadruplicate and the original and two copies returned by March 31 of the year following the date of the report. The report should be returned to:

Florida Public Service Commission
Division of Water and Sewer
101 East Gaines Street
Tallahassee, Florida 32399-0873

TABLE OF CONTENTS

Financial Section	Page
Identification	F-2
Income Statement	F-3
Balance Sheet	F-4
Net Utility Plant	F-5
Accumulated Depreciation and Amortization of Utility Plant	F-5
Capital Stock	F-6
Retained Earnings	F-6
Proprietary Capital	F-6
Long Term Debt	F-6
Taxes Accrued	F-7
Payments For Services Rendered By Other Than Employees	F-7
Contributions In Aid Of Construction	F-8
Cost Of Capital Used For AFUDC Calculation	F-9
AFUDC Capital Structure Adjustments	F-10
Water Operating Section	Page
Water Utility Plant Accounts	W-1
Analysis of Accumulated Depreciation By Primary Account - Water	W-2
Water Operation and Maintenance Expense	W-3
Water Customers	W-3
Pumping and Purchased Water Statistics and Mains	W-4
Wells and Well Pumps, Reservoirs, and High Service Pumping	W-5
Other Water System Information	W-6
Sewer Operating Section	Page
Sewer Utility Plant Accounts	S-1
Analysis of Accumulated Depreciation By Primary Account - Sewer	S-2
Sewer Operation and Maintenance Expense	S-3
Sewer Customers	S-3
Pumping Equipment, Collecting and Force Mains and Manholes	S-4
Other Sewer System Information	S-5
Verification Section	Page
Verification	V-1

REPORT OF

Key Haven Utility Corporation
(Exact name of utility)

P. O. Box 2067

Key West, FL 33045
(Address)

Monroe
(County)

Telephone Number 305-294-3958

Date Utility First Organized: 1971

Check the business entity of the utility as filed with the Internal Revenue Service:

Individual Partnership Sub Chapter S Corporation 1120 Corporation

Location where books and records are located: Key West, FL 33045

Names of subdivisions where service is provided: Key Haven

CONTACTS:

Name	Title	Principal Business Address	Salary Charged Utility
Person to send correspondence: <u>Randy W. Moore</u>	<u>Treasurer</u>	<u>1104 Truman Ave., K.W</u>	XXXXXXXXXX
Person who prepared this report: <u>Randy W. Moore</u>	<u>Treasurer</u>	<u>same</u>	XXXXXXXXXX
Officers and Managers: <u>A. Wayne Lujan</u>	<u>President</u>	<u>1104 Truman Ave., K.W</u>	\$
-----	-----	-----	\$
-----	-----	-----	\$
-----	-----	-----	\$
-----	-----	-----	\$

Report every corporation or person owning or holding directly or indirectly 5 percent or more of the voting securities of the reporting utility:

Name	Percent Ownership In Utility	Principal Business Address	Salary Charged Utility
<u>Estate of Arthur B. Lujan</u>	<u>100</u>	<u>1104 Truman Avenue Key West, FL 33040</u>	\$ none
-----	-----	-----	\$
-----	-----	-----	\$
-----	-----	-----	\$
-----	-----	-----	\$
-----	-----	-----	\$

UTILITY NAME: Key Haven Utility Corp.

YEAR OF REPORT DECEMBER 31, 19 <u>92</u>

COMPARATIVE BALANCE SHEET

Account Name	Reference Page	Current Year	Previous Year
Assets:			
Utility Plant In Service (101-105) _____	F-5,W-1,S-1	\$1,037,885	\$ 834,746
Accumulated Depreciation and Amortization (108) _____	F-5,W-2,S-3	242,824	210,891
Net Utility Plant _____		\$ 795,061	\$ 623,855
Cash _____		9,811	21,668
Customer Accounts Receivable (141) _____		356	1,894
Other Assets (Specify) <u>Loan Costs</u> _____		2,785	4,874
Utility Deposits _____		1,342	--

Total Assets _____		<u>\$ 809,355</u>	<u>\$ 652,291</u>
Liabilities And Capital:			
Common Stock Issued (201) _____	F-6	\$ 1,000	\$ 1,000
Preferred Stock Issued (204) _____	F-6	--	--
Other Paid In Capital (211) _____		66,984	66,984
Retained Earnings (215) _____	F-6	(210,733)	(202,972)
Proprietary Capital (Proprietary and partnership only) (218) _____	F-6	--	--
Total Capital _____		\$ (142,749)	\$ (134,988)
Long-Term Debt (224) _____	F-6	\$ 396,120	\$ 430,360
Accounts Payable (231) _____		11,369	5,588
Notes Payable (232) _____		--	--
Customer Deposits (235) _____		--	--
Accrued Taxes (236) _____		7,392	7,028
Other Liabilities (Specify) _____		--	--
Loans From Shareholder _____		428,248	232,888
Payroll Withholding Payable _____		618	186
Advances For Construction _____		--	--
Contributions In Aid Of Construction - Net (271-272) _____	F-8	108,350	111,229
Total Liabilities And Capital _____		<u>\$ 809,355</u>	<u>\$ 652,291</u>

UTILITY NAME: Key Haven Utility Corp.

YEAR OF REPORT
DECEMBER 31, 1992

NET UTILITY PLANT

Plant Accounts: (101-107) Inclusive	Water	Sewer	W & S Other Than Reporting Systems	Total
Utility Plant In Service (101)	\$	\$ 1,037,885	\$	\$ 1,037,885
Construction Work In Progress (105)				
Other (Specify)				
Total Utility Plant	\$	\$ 1,037,885	\$	\$ 1,037,885

ACCUMULATED DEPRECIATION AND AMORTIZATION OF UTILITY PLANT

Account 108	Water	Sewer	W & S Other Than Reporting Systems	Total
Balance First Of Year	\$	\$ 210,891	\$	\$ 210,891
Credits During Year:				
Accruals charged to depreciation account	\$	\$ 31,933	\$	\$ 31,933
Salvage				
Other credits (specify)				
Total credits	\$	\$ 31,933	\$	\$ 31,933
Debits During Year:				
Book cost of plant retired	\$	\$	\$	\$
Cost of removal				
Other debits (specify)				
Total debits	\$	\$	\$	\$
Balance End Of Year	\$	\$ 242,824	\$	\$ 242,824

UTILITY NAME: Key Haven Utility Corp.

YEAR OF REPORT
DECEMBER 31, 1992

CAPITAL STOCK (201 - 204)

	Common Stock	Preferred Stock
Par or stated value per share	10	
Shares authorized	100	
Shares issued and outstanding	100	
Total par value of stock issued	1000	
Dividends declared per share for year		

RETAINED EARNINGS (215)

	Appropriated	Un-Appropriated
Balance first of year	\$	\$ (202,972)
Changes during the year (specify):		
Net loss year ended December 31, 1992		(7,761)
Balance end of year	\$	\$ (210,733)

PROPRIETARY CAPITAL (218)

	Proprietor Or Partner	Partner
Balance first of year	\$	\$
Changes during the year (specify):		
Balance end of year	\$	\$

LONG TERM DEBT (224)

Description of Obligation (Including Nominal Date of Issue and Date of Maturity):	Interest		Principal Per Balance Sheet Date
	Rate	Pymts	
Mortgage Note Dated April 5, 1989, Payable in Monthly Installments Through March 5, 1994, With Remaining Due April 4, 1994	12.5	5,623	396,120
Total			\$ 396,120

TAXES ACCRUED (236)

(a)	Water (b)	Sewer (c)	Other (d)	Total (e)
Balance first of year	\$	\$ 7,028	\$	\$ 7,028
Accruals charged:				
State ad valorem tax	\$	\$ 456	\$	\$ 456
Local property tax		33		33
Federal income tax				
State income tax				
Regulatory assessment fee		7,036		7,036
Other (Specify)				
Payroll Taxes		981		981
Total Taxes Accrued	\$	\$ 8,506	\$	\$ 8,506
Taxes Paid:				
State ad valorem tax	\$	\$ 921	\$	\$ 921
Local property tax		33		33
Federal income tax				
State income tax				
Regulatory assessment fee		6,431		6,431
Other (Specify)				
Payroll Taxes		750		750
Total Taxes Paid	\$	\$ 8,135	\$	\$ 8,135
Balance end of year	\$	\$ 7,399	\$	\$ 7,399

PAYMENTS FOR SERVICES RENDERED BY OTHER THAN EMPLOYEES

Report all information concerning rate, management, construction, advertising, labor relations, public relations, or other similar professional services rendered the respondent for which aggregate payments during the year to any corporation, partnership, individual, or organization of any kind whatever, amounting to \$500 or more.

Name of Recipient	Amount	Description of Service
Davis Water Analysis, Inc.	\$ 23,812	plant supervision & maintenance
Richardson Electric	\$ 3,566	plant expansion
O'Brien Environmental	\$ 23,282	plant expansion
Gary's Plumbing	\$ 2,107	plant expansion
Metro Sewer	\$ 13,229	plant expansion
Sickle Well Drilling	\$ 5,500	plant expansion
Wastewater Technology	\$ 24,038	plant expansion
Keys Iron Works	\$ 12,187	plant expansion
F & W Fencing	\$ 756	plant expansion
Jewells	\$ 25,010	siltage removal
Waldo Mims Int'l	\$ 5,500	plant expansion
Randy W. Moore, CPA	\$ 2,135	accounting services
Rose Sundstrom & Bentley	1,815	legal services
Horan, Horan & Esquinaldo	6,678	legal services

UTILITY NAME: Key Haven Utility Corp

YEAR OF REPORT DECEMBER 31, 19 ⁹²

CONTRIBUTIONS IN AID OF CONSTRUCTION (271)

(a)	Water (b)	Sewer (c)	Total (d)
Balance first of year	\$	\$ 241,460	\$ 241,460
Add credits during year			
<u>Total</u>	\$	\$ 6,070	\$ 6,070
Deduct charges during year		247,530	247,530
Balance end of year		247,530	247,530
Less Accumulated Amortization		139,180	139,180
Net CIAC	\$	\$ 108,350	\$ 108,350

ADDITIONS TO CONTRIBUTIONS IN AID OF CONSTRUCTION DURING YEAR (CREDITS)

Report below all developers or contractors agreements from which cash or property was received during the year.	Indicate "Cash" or "Property"	Water	Sewer
-----	-----	-----	-----
-----	-----	-----	-----
-----	-----	-----	-----
-----	-----	-----	-----
-----	-----	-----	-----
-----	-----	-----	-----
Sub-total		\$	\$
Report below all capacity charges, main extension charges and customer connections charges recieved during the year.			
Description of Charge	Number of Connections	Charge per Connection	
Customer Connections	4	\$ 1,215	\$ 4,860
Customer Connection	1	1,210	1,210
-----	-----	-----	-----
-----	-----	-----	-----
Total Credits During Year		\$	\$ 6,070

** COMPLETION OF SCHEDULE ONLY REQUIRED IF AFUDC WAS CHARGED DURING YEAR **

UTILITY NAME: Key Haven Utility Corp. N/A

YEAR OF REPORT DECEMBER 31, 1992

SCHEDULE 'A'

SCHEDULE OF COST OF CAPITAL USED FOR AFUDC CALCULATION (2)

Class of Capital (a)	Dollar Amount (1) (b)	Percentage of Capital (c)	Actual Cost Rates (d)	Weighted Cost [c x d] (e)
Common Equity	\$	%	%	%
Preferred Stock		%	%	%
Long Term Debt		%	%	%
Customer Deposits		%	%	%
Tax Credits - Zero Cost		%	0.00 %	%
Tax Credits - Weighted Cost		%	%	%
Deferred Income Taxes		%	%	%
Other (Explain)		%	%	%
Total	\$	100.00 %		%

- (1) Should equal amounts on Schedule B, Column (f), Page F-25.
- (2) Must be calculated using the same methodology used to calculate AFUDC rate approved by the Commission.

APPROVED AFUDC RATE

Current Commission approved AFUDC rate:	_____ %
Commission order approving AFUDC rate:	_____

WATER UTILITY PLANT ACCOUNTS

Acct. No. (a)	Account Name (b)	Previous Year (c)	Additions (d)	Retirements (e)	Current Year (f)
301	Organization	\$	\$	\$	\$
302	Franchises				
303	Land and Land Rights				
304	Structures and Improvements				
305	Collecting and Impounding Reservoirs				
306	Lake, River and Other Intakes				
307	Wells and Springs				
308	Infiltration Galleries and Tunnels				
309	Supply Mains				
310	Power Generation Equipment				
311	Pumping Equipment				
320	Water Treatment Equipment				
330	Distribution Reservoirs and Standpipes				
331	Transmission and Distribution Mains				
333	Services				
334	Meters and Meter Installations				
335	Hydrants				
339	Other Plant and Miscellaneous Equipment				
340	Office Furniture and Equipment				
341	Transportation Equipment				
342	Stores Equipment				
343	Tools, Shop and Garage Equipment				
344	Laboratory Equipment				
345	Power Operated Equipment				
346	Communication Equipment				
347	Miscellaneous Equipment				
348	Other Tangible Plant				
	Total Water Plant	\$	\$	\$	\$

UTILITY NAME: KHUC

N/A

YEAR OF REPORT
DECEMBER 31, 19__

ANALYSIS OF ACCUMULATED DEPRECIATION BY PRIMARY ACCOUNT - WATER

Acct. No. (a)	Account (b)	Average Service Life in Years (c)	Average Salvage In Percent (d)	Depr. Rate Applied (e)	Accumulated Depreciation Balance Previous Year (f)	Debits (g)	Credits (h)	Accumulated Depreciation Balance End of Year (i)
304	Structures & Improvements							
305	Collecting & Impounding Reservoirs							
306	Lake River & Other Intakes							
307	Well & Springs							
308	Infiltration Galleries & Tunnels							
309	Supply Mains							
310	Power Generating Equipment							
311	Pumping Equipment							
320	Water Treatment Equipment							
330	Distribution Reservoirs & Standpipes							
331	Trans. & Dist. Mains							
333	Services							
334	Meter & Meter Installations							
335	Hydrants							
339	Other Plant and							
340	Miscellaneous Equipment							
340	Office Furniture and Equipment							
341	Transportation Equipment							
342	Stores Equipment							
393	Tools, Shop and Garage Equipment							
344	Laboratory Equipment							
345	Power Operated Equipment							
346	Communication Equipment							
347	Miscellaneous Equipment							
348	Other Tangible Plant							
	Totals							

UTILITY NAME: Key Haven Utility Corp. N/A

YEAR OF REPORT DECEMBER 31, 19 <u>92</u>

WATER OPERATION AND MAINTENANCE EXPENSE

Acct. No.	Account Name	Amount
601	Salaries and Wages - Employees	\$
603	Salaries and Wages - Officers, Directors, and Majority Stockholders	-----
604	Employee Pensions and Benefits	-----
610	Purchased Water	-----
615	Purchased Power	-----
616	Fuel for Power Production	-----
618	Chemicals	-----
620	Materials and Supplies	-----
630	Contractual Services	-----
640	Rents	-----
650	Transportation Expense	-----
655	Insurance Expense	-----
665	Regulatory Commission Expenses	-----
670	Bad Debt Expense	-----
675	Miscellaneous Expenses	-----
	Total Water Operation And Maintenance Expense	\$ =====

WATER CUSTOMERS

Description	Number First of Year	Additions	Disconnects	Number End of Year
Metered Customers:				
5/8 X 3/4"	-----	-----	-----	-----
1"	-----	-----	-----	-----
1 - 1/2"	-----	-----	-----	-----
2"	-----	-----	-----	-----
2 - 1/2"	-----	-----	-----	-----
3"	-----	-----	-----	-----
Other (Specify):				
_____	-----	-----	-----	-----
_____	-----	-----	-----	-----
_____	-----	-----	-----	-----
Unmetered Customers	-----	-----	-----	-----
Total Customers	=====	=====	=====	=====

UTILITY NAME: KHUC N/A

YEAR OF REPORT DECEMBER 31, 19 <u>92</u>

SYSTEM NAME: _____

PUMPING AND PURCHASED WATER STATISTICS

(a)	WATER PURCHASED FOR RESALE (Omit 000's) (b)	FINISHED WATER FROM WELLS (Omit 000's) (c)	ACCOUNTED FOR LOSS THROUGH LINE FLUSHING ETC. (OMIT 000'S) (d)	TOTAL WATER PUMPED AND PURCHASED (Omit 000's) [(b)+(c)-(d)] (e)	WATER SOLD TO CUSTOMERS (Omit 000's) (f)
January	-----	-----	-----	-----	-----
February	-----	-----	-----	-----	-----
March	-----	-----	-----	-----	-----
April	-----	-----	-----	-----	-----
May	-----	-----	-----	-----	-----
June	-----	-----	-----	-----	-----
July	-----	-----	-----	-----	-----
August	-----	-----	-----	-----	-----
September	-----	-----	-----	-----	-----
October	-----	-----	-----	-----	-----
November	-----	-----	-----	-----	-----
December	-----	-----	-----	-----	-----
Total for year	=====	=====	=====	=====	=====

If water is purchased for resale, indicate the following:

Vendor _____
Point of delivery _____

If water is sold to other water utilities for redistribution, list names of such utilities below:

MAINS (Feet)

Kind of Pipe (Cast iron, coated steel, etc.)	Diameter of Pipe	First of Year	Added	Removed or Abandoned	End of Year
-----	-----	-----	-----	-----	-----
-----	-----	-----	-----	-----	-----
-----	-----	-----	-----	-----	-----
-----	-----	-----	-----	-----	-----
-----	-----	-----	-----	-----	-----
-----	-----	-----	-----	-----	-----
-----	-----	-----	-----	-----	-----
-----	-----	-----	-----	-----	-----
-----	-----	-----	-----	-----	-----
-----	-----	-----	-----	-----	-----

UTILITY NAME: Key Haven Utility Corp. N/A

YEAR OF REPORT DECEMBER 31, 19 <u>92</u>

SYSTEM NAME: _____

WELLS AND WELL PUMPS

(a)	(b)	(c)	(d)	(e)
Year Constructed _____	-----	-----	-----	-----
Types of Well Construction and Casing _____	-----	-----	-----	-----
-----	-----	-----	-----	-----
-----	-----	-----	-----	-----
Depth of Wells _____	-----	-----	-----	-----
Diameters of Wells _____	-----	-----	-----	-----
Pump - GPM _____	-----	-----	-----	-----
Motor - HP _____	-----	-----	-----	-----
Yields of Wells in GPD _____	-----	-----	-----	-----
Auxiliary Power _____	-----	-----	-----	-----

RESERVOIRS

(a)	(b)	(c)	(d)	(e)
Description (steel, concrete or pneumatic) _____	-----	-----	-----	-----
Capacity of Tank _____	-----	-----	-----	-----
Ground or Elevated _____	-----	-----	-----	-----

HIGH SERVICE PUMPING

Motors (a)	(b)	(c)	(d)	(e)
Manufacturer _____	-----	-----	-----	-----
Type _____	-----	-----	-----	-----
Rated Horsepower _____	-----	-----	-----	-----
Pumps				
Manufacturer _____	-----	-----	-----	-----
Type _____	-----	-----	-----	-----
Capacity in GPM _____	-----	-----	-----	-----
Average Number Of Hours Operated Per Day _____	-----	-----	-----	-----
Auxiliary Power _____	-----	-----	-----	-----

UTILITY NAME: Key Haven Utility Corp.

YEAR OF REPORT DECEMBER 31, 19 <u>92</u>

SEWER UTILITY PLANT ACCOUNTS

Acct. No. (a)	Account name (b)	Previous Year (c)	Additions (d)	Retirements (e)	Current Year (f)
351	Organization	\$	\$	\$	\$
352	Franchises				
353	Land and Land Rights	5,666			5,666
354	Structures and Improvements				
360	Collection Sewers - Force				
361	Collection Sewers - Gravity	429,198			429,198
362	Special Collecting Structures				
363	Services to Customers				
364	Flow Measuring Devices				
365	Flow Measuring Installations				
370	Receiving Wells	10,400			10,400
371	Pumping Equipment	29,468			29,468
380	Treatment and Disposal Equipment	360,014	203,139		563,153
381	Plant Sewers				
382	Outfall Sewer Lines				
389	Other Plant and Miscellaneous Equipment				
390	Office Furniture and Equipment				
391	Transportation Equipment				
392	Stores Equipment				
393	Tools, Shop and Garage Equipment				
394	Laboratory Equipment				
395	Power Operated Equipment				
396	Communication Equipment				
397	Miscellaneous Equipment				
398	Other Tangible Plant				
	Total Sewer Plant	\$ 834,746	\$ 203,139	\$	\$,037,885

ANALYSIS OF ACCUMULATED DEPRECIATION BY PRIMARY ACCOUNT - SEWER

YEAR OF REPORT
DECEMBER 31, 1992

Acct. No. (a)	Account (b)	Average Service Life In Years (c)	Average Salvage In Percent (d)	Depr. Rate Applied (e)	Accumulated Depreciation Balance Previous Year (f)	Debits (g)	Credits (h)	Accumulated Depreciation Balance End of Year (i)
354	Structures and Improvements	---	---	---	---	---	---	---
360	Collection Sewers - Force	---	---	---	---	---	---	---
361	Collection Sewers - Gravity	---	---	---	---	---	---	---
362	Special Collecting Structures	---	---	---	---	---	---	---
363	Services to Customers	---	---	---	---	---	---	---
364	Flow Measuring Devices	---	---	---	---	---	---	---
365	Flow Measuring Installations	---	---	---	---	---	---	---
370	Receiving Wells	---	---	---	---	---	---	---
371	Pumping Equipment	---	---	---	---	---	---	---
380	Treatment and Disposal Equipment	---	---	---	---	---	---	---
381	Plant Sewers	---	---	---	---	---	---	---
382	Outfall Sewer Lines	---	---	---	---	---	---	---
389	Other Plant and Miscellaneous Equipment	---	---	---	---	---	---	---
390	Office Furniture and Equipment	---	---	---	---	---	---	---
391	Transportation Equipment	---	---	---	---	---	---	---
392	Stores Equipment	---	---	---	---	---	---	---
393	Tools, Shop and Garage Equipment	---	---	---	---	---	---	---
394	Laboratory Equipment	---	---	---	---	---	---	---
395	Power Operated Equipment	---	---	---	---	---	---	---
396	Communication Equipment	---	---	---	---	---	---	---
397	Miscellaneous Equipment	---	---	---	---	---	---	---
398	Other Tangible Plant	---	---	---	---	---	---	---
	Totals				\$ 210,891	\$	\$ 31,933	\$ 242,824

UTILITY NAME: Key Haven Utility Corp.

YEAR OF REPORT DECEMBER 31, 1992

SEWER OPERATION AND MAINTENANCE EXPENSE

Acct. No.	Account Name	Amount
701	Salaries and Wages - Employees	\$ 12,000
703	Salaries and Wages - Officers, Directors, and Majority Stockholders	-----
704	Employee Pensions and Benefits	-----
710	Purchased Sewage Treatment	-----
711	Sludge Removal Expense	-----
715	Purchased Power	26,810
716	Fuel for Power Production	14,865
718	Chemicals	-----
720	Materials and Supplies	4,956
730	Contractual Services	783
740	Rents	22,558
750	Transportation Expense	510
755	Insurance Expense	-----
765	Regulatory Commission Expenses	313
770	Bad Debt Expense	-----
775	Miscellaneous Expenses	-----
	Total Sewer Operation And Maintenance Expense	\$ 91,703

SEWER CUSTOMERS

Description	Number First of Year	Additions	Disconnects	Number End of Year
Measured Service				
Customers By Water				
Meter Size:				
5/8 X 3/4"	-----	-----	-----	-----
1"	-----	-----	-----	-----
1 - 1/2"	-----	-----	-----	-----
2"	-----	-----	-----	-----
2 - 1/2"	-----	-----	-----	-----
3"	-----	-----	-----	-----
Other (Specify):	-----	-----	-----	-----
-----	-----	-----	-----	-----
-----	-----	-----	-----	-----
Unmetered Customers	367	5	-----	372
Total Customers	<u>367</u>	<u>5</u>	-----	<u>372</u>

PUMPING EQUIPMENT

Lift station number	---	---	---	---	---	---
Make or type and nameplate data of pump	---	---	---	---	---	---
Gorman Rupp-2 per station	13A2-B	13A2-B	13C2-B	13A2-B	---	---
Year installed	1988	1988	1973	1988	---	---
Rated capacity	100gpm	100gpm	100gpm	100gpm	---	---
Size	3"	3"	3"	3"	---	---
Power:	---	---	---	---	---	---
Electric duplex control	all stations	---	---	---	---	---
Mechanical	---	---	---	---	---	---
Nameplate data of motor	2hp/3hp	2hp/3hp	3hp/3hp	3hp/3hp	---	---

SERVICE CONNECTIONS

Size (inches)	N/A	---	---	---	---	---
Type (PVC, VCP, etc.)	---	---	---	---	---	---
Average length	---	---	---	---	---	---
Number of active service connections	---	---	---	---	---	---
Beginning of year	---	---	---	---	---	---
Added during year	---	---	---	---	---	---
Retired during year	---	---	---	---	---	---
End of year	---	---	---	---	---	---
Give full particulars concerning inactive connections	---	---	---	---	---	---

COLLECTING AND FORCE MAINS AND MANHOLES

	Collecting Mains				Force Mains			
Size (inches)	8"	---	---	---	4"	---	---	---
Type of main	VCP	---	---	---	PVC	---	---	---
Length of main (nearest foot):	---	---	---	---	---	---	---	---
Beginning of year	22,600	---	---	---	2,300	---	---	---
Added during year	none	---	---	---	none	---	---	---
Retired during year	none	---	---	---	---	---	---	---
End of year	---	---	---	---	---	---	---	---
Manholes								
Size	---	---	---	---	---	---	---	---
Type	brick	---	---	---	---	---	---	---
Number:	---	---	---	---	---	---	---	---
Beginning of year	---	---	---	---	---	---	---	---
Added during year	none	---	---	---	---	---	---	---
Retired during year	none	---	---	---	---	---	---	---
End of year	---	---	---	---	---	---	---	---

UTILITY NAME: Key Haven Utility Corp.

YEAR OF REPORT
DECEMBER 31, 1992

SYSTEM NAME: _____

TREATMENT PLANT

Manufacturer	<u>Maroff</u>		
Type			
"Steel" or "Concrete"	<u>Concrete</u>		
Total Capacity	<u>200,000</u>		
Average Daily Flow	<u>102,300</u>		
Effluent Disposal	<u>Injection Wells</u>		
Total Gallons of Sewage Treated	<u>37,339,500 approx.</u>		

MASTER LIFT STATION PUMPS

Manufacturer	<u>Gorman Rupp</u>				
Capacity	<u>100 Gal Per. min.</u>				
Motor : Mfr.					
Horsepower	<u>3hp</u>				
Power (Electric or Mechanical)	<u>electrical</u>				

OTHER SEWER SYSTEM INFORMATION

1. Present number of ERC's * being served 372
2. Maximum number of ERC's * which can be 728
3. Estimated annual increase in ERC's * 10
4. List permit numbers required by Chapter 17-4, Rules of the Department of Environmental Regulation (DER) for systems in operation.
5. State any plans and estimated completion dates for any enlargements of this system none
6. If present systems do not meet the requirements of Chapter 17-4, Rules of the DER, submit the following:
 - a. Evaluation of the present plant or plants in regard to meeting the DER's rules.
 - b. Plans for funding and construction of the required upgrading.
 - c. Have these plans been coordinated with the DER? _____
 - d. Do they concur? _____
 - e. When will construction begin? _____
7. In what percent of your certificated area have service connections been installed? 100 %

* ERC = (Total Gallons Treated / 365 days) / 275 Gallons Per Day

Note: Total Gallons Treated includes both sewage treated and purchased sewage treatment

UTILITY NAME: Key Haven Utility Corp.

YEAR OF REPORT DECEMBER 31, 1992


CERTIFICATION OF ANNUAL REPORT

I HEREBY CERTIFY, to the best of my knowledge and belief:

- YES NO
(X) () 1. The utility is in substantial compliance with the Uniform System of Accounts prescribed by the Florida Public Service Commission.
- YES NO
(X) () 2. The utility is in substantial compliance with all applicable rules and orders of the Florida Public Service Commission.
- YES NO
(X) () 3. There have been no communications from regulatory agencies concerning noncompliance with, or deficiencies in, financial reporting practices that could have a material effect on the financial statement of the utility.
- YES NO
(X) () 4. The annual report fairly represents the financial condition and results of operations of the respondent for the period presented and other information and statements presented in the report as to the business affairs of the respondent are true, correct and complete for the period for which it represents.


Items Certified

1. 2. 3. 4.
(X) (X) (X) (X)



(signature of chief executive officer of the utility) *

1. 2. 3. 4.
(X) (X) (X) (X)



(signature of chief financial officer of the utility) *

* Each of the four items must be certified YES or NO. Each item need not be certified by both officers. The items being certified by the officer should be indicated in the appropriate area to the left of the signature.

NOTICE: Section 837.06, Florida Statutes, provides that any person who knowingly makes a false statement in writing with the intent to mislead a public servant in the performance of his duty shall be guilty of a misdemeanor of the second degree.