

CLASS "C"

WATER and/or SEWER UTILITIES

(Gross Revenue of Less Than \$150,000 Each)

ANNUAL REPORT


OF

WS641
Lake Groves Utilities, Inc.
P. O. Box 915505
Longwood, FL 32791

WS 35

534-W 465-S
Certificate Number(s)

OFFICIAL COPY
DIVISION OF
WATER AND SEWER
Do Not Remove from this Office



RECEIVED

APR 29 1992

Fla. Public Service Commission
Division of Water and Sewer

FOR THE
YEAR ENDED DECEMBER 31, 19 91

General Instructions

1. Prepare this report in conformity with the 1984 National Association of Regulatory Utility Commissioners Uniform System of Accounts for Water and/or Sewer Utilities.
2. Interpret all accounting words and phrases in accordance with the USOA.
3. Complete each question fully and accurately, even if it has been answered in a previous annual report. Enter the word "None" where it truly and completely states the fact.
4. For any question, section, or page which is not applicable to the respondent enter the words "Not Applicable". Do not omit any pages.
5. Where dates are called for, the month and day should be stated as well as the year.
6. All schedules requiring dollar entries should be rounded to the nearest dollar.
7. Complete this report by means which result in a permanent record, such as by typewriter.
8. If there is not enough room on any schedule, an additional page or pages may be added provided the format of the added schedule matches the format of the schedule with not enough room. Such a schedule should reference the appropriate schedules, state the name of the utility, and state the year of the report.
9. If it is necessary or desirable to insert additional statements for the purpose of further explanation of schedules, such statements should be made at the bottom of the page or on an additional page. Any additional pages should state the name of the utility and the year of the report, and reference the appropriate schedule.
10. The report should be filled out in quadruplicate and the original and two copies returned by March 31 of the year following the date of the report. The report should be returned to:

Florida Public Service Commission
Division of Water and Sewer
101 East Gaines Street
Tallahassee, Florida 32399-0873

TABLE OF CONTENTS

Financial Section	Page
Identification	F-2
Income Statement	F-3
Balance Sheet	F-4
Net Utility Plant	F-5
Accumulated Depreciation and Amortization of Utility Plant	F-5
Capital Stock	F-6
Retained Earnings	F-6
Proprietary Capital	F-6
Long Term Debt	F-6
Taxes Accrued	F-7
Payments For Services Rendered By Other Than Employees	F-7
Contributions In Aid Of Construction	F-8
Cost Of Capital Used For AFUDC Calculation	F-9
AFUDC Capital Structure Adjustments	F-10
Water Operating Section	Page
Water Utility Plant Accounts	W-1
Analysis of Accumulated Depreciation By Primary Account - Water	W-2
Water Operation and Maintenance Expense	W-3
Water Customers	W-3
Pumping and Purchased Water Statistics and Mains	W-4
Wells and Well Pumps, Reservoirs, and High Service Pumping	W-5
Other Water System Information	W-6
Sewer Operating Section	Page
Sewer Utility Plant Accounts	S-1
Analysis of Accumulated Depreciation By Primary Account - Sewer	S-2
Sewer Operation and Maintenance Expense	S-3
Sewer Customers	S-3
Pumping Equipment, Collecting and Force Mains and Manholes	S-4
Other Sewer System Information	S-5
Verification Section	Page
Verification	V-1

REPORT OF

Lake Groves Utilities, Inc.

(Exact name of utility)

P. O. Box 915505

Longwood, Florida 32791

(Address)

Lake

(County)

Telephone Number 407-862-9688

Date Utility First Organized: 3/22/90

Check the business entity of the utility as filed with the Internal Revenue Service:

Individual Partnership Sub Chapter S Corporation 1120 Corporation

Location where books and records are located: 1105 Kensington Park Drive
Altamonte Springs, Florida 32714

Names of subdivisions where service is provided: Greater Groves

CONTACTS:

Name	Title	Principal Business Address	Salary Charged Utility
Person to send correspondence: <u>Robert A. Mandell</u>	<u>Vice President</u>	<u>P. O. Box 3873</u> <u>Longwood, Florida 32791</u>	XXXXXXXXXX
Person who prepared this report: <u>Scott L. Nelson</u>	<u>Asst. Comptroller</u>	<u>The Greater Construction Corp.</u> <u>P. O. Box 3873</u> <u>Longwood, Florida 32791</u>	XXXXXXXXXX
Officers and Managers: <u>Lester N. Mandell</u>	<u>President</u>	<u>Same</u>	\$ None
<u>William L. Mustard</u>	<u>Exec. Vice President</u>	<u>Same</u>	\$ None
<u>Lester Zimmerman</u>	<u>Secretary/Treasurer</u>	<u>Same</u>	\$ None
<u>George H. Billings, Jr.</u>	<u>Assistant Treasurer</u>	<u>Same</u>	\$ None

Report every corporation or person owning or holding directly or indirectly 5 percent or more of the voting securities of the reporting utility:

Name	Percent Ownership In Utility	Principal Business Address	Salary Charged Utility
<u>Lester N. Mandell</u>	<u>40</u>	<u>Same</u>	\$ None
<u>Lester Zimmerman</u>	<u>40</u>	<u>Same</u>	\$ None
<u>John F. Landes</u>	<u>20</u>	<u>215 N. Eola Drive</u> <u>Orlando, Florida 32801</u>	\$ None
			\$
			\$
			\$

UTILITY NAME: Lake Groves Utilities, Inc.

YEAR OF REPORT
DECEMBER 31, 19 91

INCOME STATEMENT

Account Name	Ref. Page	Water	Sewer	Other	Total Company
Gross Revenue:					
Residential		\$	\$	\$	\$
Commercial					
Industrial					
Multiple Family					
Guaranteed Revenues					
Other (Specify)					
Total Gross Revenue		\$ 0	\$ 0	\$	\$ 0
Operation Expense (Must tie to Pages W-3 and S-3)	W-3 S-3	\$ 2,781	\$ 2,923	\$	\$ 5,704
Depreciation Expense	F-5				
Amortization Expense		128	128		256
Taxes Other Than Income	F-7	1,313	3,941		5,254
Income Taxes	F-7				
Total Operating Expense		\$ 4,222	\$ 6,992	\$	\$ 11,214
Net Operating Income (Loss)		\$ (4,222)	\$ (6,992)	\$	\$ (11,214)
Other Income:					
Nonutility Income		\$	\$	\$	\$
Other Deductions:					
Miscellaneous Nonutility Expenses		\$	\$	\$	\$
Interest Expense		32,288	42,190		74,478
		3,483	4,550		8,033
Net Income (Loss)		\$ (39,993)	\$ (53,732)	\$	\$ (93,725)

COMPARATIVE BALANCE SHEET

Account Name	Reference Page	Current Year	Previous Year
Assets:			
Utility Plant In Service (101-105)	F-5,W-1,S-1	\$ 1,541,698	\$ 982,748
Accumulated Depreciation and Amortization (108)	F-5,W-2,S-3		
Net Utility Plant		\$ 1,541,698	\$ 982,748
Cash		2,334	27
Customer Accounts Receivable (141)			
Other Assets (Specify) Deposits (132)		350	
Prepaid Expenses (162)		1,156	114
Unamortized Loan Costs (181)		10,247	8,492
Total Assets		\$ 1,555,785	\$ 991,381
Liabilities And Capital:			
Common Stock Issued (201)	F-6	\$ 100	\$ 100
Preferred Stock Issued (204)	F-6		
Other Paid In Capital (211)		29,900	29,900
Retained Earnings (215)	F-6	(144,950)	(51,225)
Proprietary Capital (Proprietary and partnership only) (218)	F-6		
Total Capital		\$ (114,950)	\$ (21,225)
Long-Term Debt (224)	F-6	\$ 1,004,964	\$ 626,875
Accounts Payable (231)		27,358	24,511
Notes Payable (232)			
Customer Deposits (235)			
Accrued Taxes (236)			
Other Liabilities (Specify)			
Note Payable Affiliate (234)		496,122	349,137
Accrued Interest Payable (237)		15,252	12,083
Advances For Construction			
Contributions In Aid Of Construction - Net (271-272)	F-8	127,039	
Total Liabilities And Capital		\$ 1,555,785	\$ 991,381

UTILITY NAME: Lake Groves Utilities, Inc.

YEAR OF REPORT
DECEMBER 31, 1991

NET UTILITY PLANT

Plant Accounts: (101-107) Inclusive	Water	Sewer	W & S Other Than Reporting Systems	Total
Utility Plant In Service (101)	\$ 237,172	\$ 675,697	\$	\$ 912,869
Construction Work In Progress (105)	330,467	298,362		628,829
Other (Specify)				
Total Utility Plant	\$ 567,639	\$ 974,059	\$	\$1,541,698

ACCUMULATED DEPRECIATION AND AMORTIZATION OF UTILITY PLANT

Account 108	Water	Sewer	W & S Other Than Reporting Systems	Total
Balance First Of Year	\$	\$	\$	\$
Credits During Year:				
Accruals charged to depreciation account	\$	\$	\$	\$
Salvage				
Other credits (specify)				
Total credits	\$	\$	\$	\$
Debits During Year:				
Book cost of plant retired	\$	\$	\$	\$
Cost of removal				
Other debits (specify)				
Total debits	\$	\$	\$	\$
Balance End Of Year	\$	\$	\$	\$

UTILITY NAME: Lake Groves Utilities, Inc.

YEAR OF REPORT DECEMBER 31, 19 <u>91</u>

CAPITAL STOCK (201 - 204)

	Common Stock	Preferred Stock
Par or stated value per share -----	1	-----
Shares authorized -----	100	-----
Shares issued and outstanding -----	100	-----
Total par value of stock issued -----	100	-----
Dividends declared per share for year -----	0	-----

RETAINED EARNINGS (215)

	Appropriated	Un-Appropriated
Balance first of year -----	\$ -----	\$ (51,225) -----
Changes during the year (specify): -----	-----	(93,725) -----
-----	-----	-----
-----	-----	-----
Balance end of year -----	\$ -----	\$ (144,950) -----

PROPRIETARY CAPITAL (218)

	Proprietor Or Partner	Partner
Balance first of year -----	\$ -----	\$ -----
Changes during the year (specify): -----	-----	-----
-----	-----	-----
-----	-----	-----
Balance end of year -----	\$ -----	\$ -----

LONG TERM DEBT (224)

Description of Obligation (Including Nominal Date of Issue and Date of Maturity):	Interest		Principal Per Balance Sheet Date
	Rate	Pymts	
Note payable, interest payments only with full amount due in 1993 -----	Pr. 12	Monthly	1,004,964 -----
-----	-----	-----	-----
Total -----	-----	-----	\$ 1,004,964 -----

UTILITY NAME: Lake Groves Utilities, Inc.

YEAR OF REPORT
DECEMBER 31, 1991

TAXES ACCRUED (236)

(a)	Water (b)	Sewer (c)	Other (d)	Total (e)
Balance first of year	\$ 0	\$ 0	\$ 0	\$ 0
Accruals charged:				
State ad valorem tax	\$	\$	\$	\$
Local property tax	1,313	3,941		5,254
Federal income tax				
State income tax				
Regulatory assessment fee				
Other (Specify)				

Total Taxes Accrued	\$ 1,313	\$ 3,941	\$ 0	\$ 5,254
Taxes Paid:				
State ad valorem tax	\$	\$	\$	\$
Local property tax	1,313	3,941	0	5,254
Federal income tax				
State income tax				
Regulatory assessment fee				
Other (Specify)				

Total Taxes Paid	\$ 1,313	\$ 3,941	\$ 0	\$ 5,254
Balance end of year	\$ 0	\$ 0	\$ 0	\$ 0

PAYMENTS FOR SERVICES RENDERED BY OTHER THAN EMPLOYEES

Report all information concerning rate, management, construction, advertising, labor relations, public relations, or other similar professional services rendered the respondent for which aggregate payments during the year to any corporation, partnership, individual, or organization of any kind whatever, amounting to \$500 or more.

Name of Recipient	Amount	Description of Service
Ernst & Young	\$ 1,495	Accounting and tax preparation
Michael D. Sims & Associates	\$ 3,450	Engineering services
Milian, Sain & Associates	\$ 8,489	Rate consulting, PSC application
Lowndes, Drosdick, Dieter, Kantor & Reed	\$ 13,273	Developer agreement and legal consulting
Corklin, Porter & Holmes	\$ 46,541	Design and consulting engineering
Camp, Dresser & McKee, Inc.	\$ 900	Engineering services
Ben Blackburn	\$ 6,685	Surveying services
-----	\$	
-----	\$	
-----	\$	
-----	\$	
-----	\$	

UTILITY NAME: Lake Groves Utilities, Inc.

YEAR OF REPORT DECEMBER 31, 19 <u>91</u>

CONTRIBUTIONS IN AID OF CONSTRUCTION (271)

(a)	Water (b)	Sewer (c)	Total (d)
Balance first of year -----	\$ -----	\$ -----	\$ -----
Add credits during year -----	\$ 71,797	\$ 55,242	\$ 127,039
Total -----	-----	-----	-----
Deduct charges during year -----	-----	-----	-----
Balance end of year -----	71,797	55,242	127,039
Less Accumulated Amortization -----	-----	-----	-----
Net CIAC -----	\$ 71,797	\$ 55,242	\$ 127,039

ADDITIONS TO CONTRIBUTIONS IN AID OF CONSTRUCTION DURING YEAR (CREDITS)

Report below all developers or contractors agreements from which cash or property was received during the year.	Indicate "Cash" or "Property"	Water	Sewer
<u>The Greater Construction Corporation</u> <u>Utility Agreement</u> -----	Cash -----	71,797	55,242
-----	-----	-----	-----
-----	-----	-----	-----
-----	-----	-----	-----
Sub-total -----	-----	\$ 71,797	\$ 55,242
Report below all capacity charges, main extension charges and customer connections charges recieved during the year.			
Description of Charge	Number of Connections	Charge per Connection	
-----	-----	\$ -----	\$ -----
-----	-----	-----	-----
-----	-----	-----	-----
Total Credits During Year -----	-----	\$ 71,797	\$ 55,242

** COMPLETION OF SCHEDULE ONLY REQUIRED IF AFUDC WAS CHARGED DURING YEAR **

UTILITY NAME: Lake Groves Utilities, Inc.

YEAR OF REPORT DECEMBER 31, 19 <u>91</u>

SCHEDULE 'A' Not Applicable

SCHEDULE OF COST OF CAPITAL USED FOR AFUDC CALCULATION (2)

Class of Capital (a)	Dollar Amount (1) (b)	Percentage of Capital (c)	Actual Cost Rates (d)	Weighted Cost [c x d] (e)
Common Equity	\$	%	%	%
Preferred Stock		%	%	%
Long Term Debt		%	%	%
Customer Deposits		%	%	%
Tax Credits - Zero Cost		%	0.00 %	%
Tax Credits - Weighted Cost		%	%	%
Deferred Income Taxes		%	%	%
Other (Explain)		%	%	%
Total	\$	100.00 %		%

- (1) Should equal amounts on Schedule B, Column (f), Page F-25.
- (2) Must be calculated using the same methodology used to calculate AFUDC rate approved by the Commission.

APPROVED AFUDC RATE

Current Commission approved AFUDC rate:	_____ %
Commission order approving AFUDC rate:	_____

** COMPLETION OF SCHEDULE ONLY REQUIRED IF AFUDC WAS CHARGED DURING YEAR **

UTILITY NAME: Lake Groves Utilities, Inc.

YEAR OF REPORT DECEMBER 31, 19 <u>91</u>

SCHEDULE 'B' Not Applicable

SCHEDULE OF CAPITAL STRUCTURE ADJUSTMENTS

Class of Capital (a)	Per Book Balance (b)	Non-utility Adjustments (c)	Non-juris. Adjustments (d)	Other (1) Adjustments (e)	Capital Structure Used for AFUDC Calculation (f)
Common Equity	\$	\$	\$	\$	\$
Preferred Stock					
Long Term Debt					
Customer Deposits					
Tax Credits - Zero Cost					
Tax Credits - Weighted Cost of Capital					
Deferred Income Taxes					
Other (Explain)					
Total	\$	\$	\$	\$	\$

(1) Explain below all adjustments made in Column (e):

UTILITY NAME: Lake Groves Utilities, Inc.

YEAR OF REPORT
DECEMBER 31, 19 91

WATER UTILITY PLANT ACCOUNTS

Acct. No. (a)	Account Name (b)	Previous Year (c)	Additions (d)	Retirements (e)	Current Year (f)
301	Organization	\$ 458	\$ 11,050	\$ 128	\$ 11,380
302	Franchises				
303	Land and Land Rights	215,310	10,382		225,692
304	Structures and Improvements				
305	Collecting and Impounding Reservoirs				
306	Lake, River and Other Intakes				
307	Wells and Springs				
308	Infiltration Galleries and Tunnels				
309	Supply Mains				
310	Power Generation Equipment				
311	Pumping Equipment				
320	Water Treatment Equipment				
330	Distribution Reservoirs and Standpipes				
331	Transmission and Distribution Mains				
333	Services				
334	Meters and Meter Installations				
335	Hydrants				
339	Other Plant and Miscellaneous Equipment				
340	Office Furniture and Equipment				
341	Transportation Equipment				
342	Stores Equipment				
343	Tools, Shop and Garage Equipment				
344	Laboratory Equipment				
345	Power Operated Equipment				
346	Communication Equipment				
347	Miscellaneous Equipment				
348	Other Tangible Plant		100		100
	Total Water Plant	\$ 215,768	\$ 21,532	\$ 128	\$ 237,172

UTILITY NAME: Lake Groves Utilities, Inc.

ANALYSIS OF ACCUMULATED DEPRECIATION BY PRIMARY ACCOUNT - WATER

Not Applicable

YEAR OF REPORT
DECEMBER 31, 1991

Acct. No. (a)	Account (b)	Average Service Life in Years (c)	Average Salvage In Percent (d)	Depr. Rate Applied (e)	Accumulated Depreciation Balance Previous Year (f)	Debits (g)	Credits (h)	Accumulated Depreciation Balance End of Year (i)
304	Structures & Improvements		%	%	\$	\$	\$	\$
305	Collecting & Impounding Reservoirs		%	%				
306	Lake River & Other Intakes		%	%				
307	Well & Springs		%	%				
308	Infiltration Galleries & Tunnels		%	%				
309	Supply Mains		%	%				
310	Power Generating Equipment		%	%				
311	Pumping Equipment		%	%				
320	Water Treatment Equipment		%	%				
330	Distribution Reservoirs & Standpipes		%	%				
331	Trans. & Dist. Mains		%	%				
333	Services		%	%				
334	Meter & Meter Installations		%	%				
335	Hydrants		%	%				
339	Other Plant and		%	%				
340	Miscellaneous Equipment		%	%				
340	Office Furniture and Equipment		%	%				
341	Transportation Equipment		%	%				
342	Stores Equipment		%	%				
393	Tools, Shop and Garage Equipment		%	%				
344	Laboratory Equipment		%	%				
345	Power Operated Equipment		%	%				
346	Communication Equipment		%	%				
347	Miscellaneous Equipment		%	%				
348	Other Tangible Plant		%	%				
	Totals				\$	\$	\$	\$

UTILITY NAME: Lake Groves Utilities, Inc.

YEAR OF REPORT
DECEMBER 31, 1991

WATER OPERATION AND MAINTENANCE EXPENSE

Acct. No.	Account Name	Amount
601	Salaries and Wages - Employees	\$ -
603	Salaries and Wages - Officers, Directors, and Majority Stockholders	-
604	Employee Pensions and Benefits	-
610	Purchased Water	-
615	Purchased Power	429
616	Fuel for Power Production	-
618	Chemicals	-
620	Materials and Supplies	22
630	Contractual Services	1,212
640	Rents	-
650	Transportation Expense	-
655	Insurance Expense	570
665	Regulatory Commission Expenses	-
670	Bad Debt Expense	-
675	Miscellaneous Expenses	548
	Total Water Operation And Maintenance Expense	\$ 2,781

WATER CUSTOMERS

Description	Number First of Year	Additions	Disconnects	Number End of Year
Metered Customers:	0			0
5/8 X 3/4"	-	-	-	-
1"	-	-	-	-
1 - 1/2"	-	-	-	-
2"	-	-	-	-
2 - 1/2"	-	-	-	-
3"	-	-	-	-
Other (Specify):				

Unmetered Customers				
Total Customers	0			0

UTILITY NAME: Lake Groves Utilities, Inc.

YEAR OF REPORT
DECEMBER 31, 19 91

SYSTEM NAME: _____

PUMPING AND PURCHASED WATER STATISTICS

(a)	WATER PURCHASED FOR RESALE (Omit 000's) (b)	FINISHED WATER FROM WELLS (Omit 000's) (c)	ACCOUNTED FOR LOSS THROUGH LINE FLUSHING ETC. (OMIT 000'S) (d)	TOTAL WATER PUMPED AND PURCHASED (Omit 000's) [(b)+(c)-(d)] (e)	WATER SOLD TO CUSTOMERS (Omit 000's) (f)
January					
February					
March					
April					
May					
June					
July					
August					
September					
October					
November					
December					
Total for year		0			0

If water is purchased for resale, indicate the following:

Vendor N/A
Point of delivery _____

If water is sold to other water utilities for redistribution, list names of such utilities below:

N/A

MAINS (Feet)

Kind of Pipe (Cast iron, coated steel, etc.)	Diameter of Pipe	First of Year	Added	Removed or Abandoned	End of Year
PVC	4"	0	2,240		2,240
PVC	6"	0	1,500		1,500
PVC	8"	0	1,120		1,120
PVC	10"	0			
PVC	12"	0	1,620		1,620

UTILITY NAME: Lake Groves Utilities, Inc.

YEAR OF REPORT
DECEMBER 31, 1991

SYSTEM NAME: _____

WELLS AND WELL PUMPS

(a)	(b)	(c)	(d)	(e)
Year Constructed	1991			
Types of Well Construction and Casing	Rotary			
	18"			
	277'			
Depth of Wells	740'			
Diameters of Wells	17"			
Pump - GPM	860			
Motor - HP	50			
Yields of Wells in GPD	1.152 MGD			
Auxiliary Power				

RESERVOIRS

(a)	(b)	(c)	(d)	(e)
Description (steel, concrete or pneumatic)	Pneumatic			
Capacity of Tank	5,000 Gal			
Ground or Elevated	GST			

HIGH SERVICE PUMPING

N/A Well to distribution

Motors (a)	(b)	(c)	(d)	(e)
Manufacturer				
Type				
Rated Horsepower				
Pumps				
Manufacturer				
Type				
Capacity in GPM				
Average Number Of Hours Operated Per Day				
Auxiliary Power				

SOURCE OF SUPPLY

List for each source of supply:

Gals. per day of source	<u>1.152 MGD</u>	-----	-----
Type of source	<u>Groundwater</u>	-----	-----

WATER TREATMENT FACILITIES

List for each water treatment facility:

Type	-----	-----	-----
Make	-----	-----	-----
Gals. per day capacity	<u>0.576 MGD</u>	-----	-----
Method of measurement	<u>Metered</u>	-----	-----

OTHER WATER SYSTEM INFORMATION

Furnish information below for each system not physically connected with another facility. A separate page should be supplied where necessary.

1. Present ERC's * now being served 0
2. Present ERC's * that system can efficiently serve 99
3. Estimated annual increase in ERC's * 100
4. List fire fighting facilities and capacities Hydrants) 500 GPM/2 hrs.
5. List percent of certificated area where service connections are installed (total for each county) 0%
6. What is the current need for system upgrading and/or expansion? Well, Chlorination, Storage
7. What are plans for future system upgrading and/or expansion? Well, Chlorination, Storage
8. Have questions 6 and 7 been discussed with an engineer (if so, state name and address)? Conklin, Porter & Holmes, 1104 E. Robinson Street, Orlando, Fl. 32801
9. Have questions 6 and 7 been discussed with appropriate state sanitary engineering office? Yes

* ERC = (Total Gallons Sold / 365 days) / 350 Gallons Per Day

UTILITY NAME: Lake Groves Utilities, Inc.

YEAR OF REPORT
DECEMBER 31, 19 91

SEWER UTILITY PLANT ACCOUNTS

Acct. No. (a)	Account name (b)	Previous Year (c)	Additions (d)	Retirements (e)	Current Year (f)
351	Organization	\$ 458	\$ 11,050	\$ 128	\$ 11,380
352	Franchises				
353	Land and Land Rights	<u>645,931</u>	<u>16,382</u>		<u>662,313</u>
354	Structures and Improvements				
360	Collection Sewers - Force				
361	Collection Sewers - Gravity				
362	Special Collecting Structures				
363	Services to Customers				
364	Flow Measuring Devices				
365	Flow Measuring Installations				
370	Receiving Wells				
371	Pumping Equipment				
380	Treatment and Disposal Equipment				
381	Plant Sewers				
382	Outfall Sewer Lines				
389	Other Plant and Miscellaneous Equipment				
390	Office Furniture and Equipment				
391	Transportation Equipment				
392	Stores Equipment				
393	Tools, Shop and Garage Equipment				
394	Laboratory Equipment				
395	Power Operated Equipment		<u>1,904</u>		<u>1,904</u>
396	Communication Equipment				
397	Miscellaneous Equipment				
398	Other Tangible Plant		<u>100</u>		<u>100</u>
	Total Sewer Plant	<u>\$ 646,389</u>	<u>\$ 29,436</u>	<u>\$ 128</u>	<u>\$ 675,697</u>

UTILITY NAME: Lake Grove utilities, Inc.

YEAR OF REPORT
DECEMBER 31, 1991

ANALYSIS OF ACCUMULATED DEPRECIATION BY PRIMARY ACCOUNT - SEWER

Not Applicable

Acct. No. (a)	Account (b)	Average Service Life in Years (c)	Average Salvage In Percent (d)	Depr. Rate Applied (e)	Accumulated Depreciation Balance Previous Year (f)	Debits (g)	Credits (h)	Accumulated Depreciation Balance End of Year (i)
354	Structures and Improvements	--	%	%	\$		\$	\$
360	Collection Sewers - Force	--	%	%				
361	Collection Sewers - Gravity	--	%	%				
362	Special Collecting Structures	--	%	%				
363	Services to Customers	--	%	%				
364	Flow Measuring Devices	--	%	%				
365	Flow Measuring Installations	--	%	%				
370	Receiving Wells	--	%	%				
371	Pumping Equipment	--	%	%				
380	Treatment and Disposal Equipment	--	%	%				
381	Plant Sewers	--	%	%				
382	Outfall Sewer Lines	--	%	%				
389	Other Plant and Miscellaneous Equipment	--	%	%				
390	Office Furniture and Equipment	--	%	%				
391	Transportation Equipment	--	%	%				
392	Stores Equipment	--	%	%				
393	Tools, Shop and Garage Equipment	--	%	%				
394	Laboratory Equipment	--	%	%				
395	Power Operated Equipment	--	%	%				
396	Communication Equipment	--	%	%				
397	Miscellaneous Equipment	--	%	%				
398	Other Tangible Plant	--	%	%				
Totals					\$	\$	\$	\$

UTILITY NAME: Lake Groves Utilities, Inc.

YEAR OF REPORT
DECEMBER 31, 19 91

SEWER OPERATION AND MAINTENANCE EXPENSE

Acct. No.	Account Name	Amount
701	Salaries and Wages - Employees	\$
703	Salaries and Wages - Officers, Directors, and Majority Stockholders	
704	Employee Pensions and Benefits	
710	Purchased Sewage Treatment	
711	Sludge Removal Expense	
715	Purchased Power	344
716	Fuel for Power Production	
718	Chemicals	
720	Materials and Supplies	249
730	Contractual Services	1,212
740	Rents	
750	Transportation Expense	
755	Insurance Expense	570
765	Regulatory Commission Expenses	
770	Bad Debt Expense	
775	Miscellaneous Expenses	548
	Total Sewer Operation And Maintenance Expense	\$2,923

SEWER CUSTOMERS

Description	Number First of Year	Additions	Disconnects	Number End of Year
Measured Service				
Customers By Water				
Meter Size:				
5/8 X 3/4"	0			0
1"				
1 - 1/2"				
2"				
2 - 1/2"				
3"				
Other (Specify):				

Unmetered Customers				
Total Customers	0			0

UTILITY NAME: Lake Groves Utilities, Inc.

YEAR OF REPORT
DECEMBER 31, 1991

PUMPING EQUIPMENT

Lift station number	1					
Make or type and nameplate data of pump	FLYGT CP7CS 3102 435					
Year installed	1991					
Rated capacity	307 @ 37'					
Size	4"					
Power:						
Electric	None					
Mechanical						
Nameplate data of motor	230/460 60 HZ 3 Phase					

SERVICE CONNECTIONS

Size (inches)						
Type (PVC, VCP, etc.)						
Average length						
Number of active service connections						
Beginning of year	0					
Added during year	0					
Retired during year	0					
End of year	0					
Give full particulars concerning inactive connections						

COLLECTING AND FORCE MAINS AND MANHOLES

Size (inches)	Collecting Mains				Force Mains			
	Type of main	8" PVC				6" PVC		
Length of main (nearest foot):								
Beginning of year	0				0			
Added during year	5,018				1,185			
Retired during year								
End of year	5,018				1,185			

Manholes

Size	4'			
Type	Pre-cast			
Number:				
Beginning of year	0			
Added during year	16			
Retired during year				
End of year	16			

UTILITY NAME: Lake Groves Utilities, Inc.

YEAR OF REPORT
DECEMBER 31, 1991

SYSTEM NAME: _____

TREATMENT PLANT

Manufacturer	Dev. Co.		
Type	Cont. Slab		
"Steel" or "Concrete"	Steel		
Total Capacity	0.035 MGD		
Average Daily Flow	0.000 MGD		
Effluent Disposal	Percolation		
Total Gallons of Sewage Treated	0		

MASTER LIFT STATION PUMPS

Manufacturer					
Capacity					
Motor : Mfr.					
Horsepower					
Power (Electric or Mechanical)					

OTHER SEWER SYSTEM INFORMATION

- Present number of ERC's * being served 0
- Maximum number of ERC's * which can be 99
- Estimated annual increase in ERC's * 100
- List permit numbers required by Chapter 17-4, Rules of the Department of Environmental Regulation (DER) for systems in operation.
- State any plans and estimated completion dates for any enlargements of this system Phase II Jul- Aug. 1992 Expanding to 0.075 MGD
- If present systems do not meet the requirements of Chapter 17-4, Rules of the DER, submit the following:
 - Evaluation of the present plant or plants in regard to meeting the DER's rules.
 - Plans for funding and construction of the required upgrading.
 - Have these plans been coordinated with the DER? _____
 - Do they concur? _____
 - When will construction begin? _____
- In what percent of your certificated area have service connections been installed? 0 %

* ERC = (Total Gallons Treated / 365 days) / 275 Gallons Per Day

Note: Total Gallons Treated includes both sewage treated and purchased sewage treatment


CERTIFICATION OF ANNUAL REPORT

I HEREBY CERTIFY, to the best of my knowledge and belief:


- YES NO
 () 1. The utility is in substantial compliance with the Uniform System of Accounts prescribed by the Florida Public Service Commission.
- YES NO
 () 2. The utility is in substantial compliance with all applicable rules and orders of the Florida Public Service Commission.
- YES NO
 () 3. There have been no communications from regulatory agencies concerning noncompliance with, or deficiencies in, financial reporting practices that could have a material effect on the financial statement of the utility.
- YES NO
 () 4. The annual report fairly represents the financial condition and results of operations of the respondent for the period presented and other information and statements presented in the report as to the business affairs of the respondent are true, correct and complete for the period for which it represents.

Items Certified

1. 2. 3. 4.
 () () () ()


 _____ *
 (signature of chief executive officer of the utility)

1. 2. 3. 4.
 () () () ()


 _____ *
 (signature of chief financial officer of the utility)

* Each of the four items must be certified YES or NO. Each item need not be certified by both officers. The items being certified by the officer should be indicated in the appropriate area to the left of the signature.

NOTICE: Section 837.06, Florida Statutes, provides that any person who knowingly makes a false statement in writing with the intent to mislead a public servant in the performance of his duty shall be guilty of a misdemeanor of the second degree.