

CLASS "C"
WATER AND/OR WASTEWATER UTILITIES

(Gross Revenue of Less Than \$200,000 Each)

ANNUAL REPORT

— WS662-19-AR
Dolores A. Uddo
St. Johns Landing Utilities Services
P. O. Box 237
Edgewater, FL 32132-0237

OFFICIAL COPY
Public Service Commission
Do Not Remove From This Office

Submitted To The
STATE OF FLORIDA

PUBLIC SERVICE COMMISSION

FOR THE
YEAR ENDED DECEMBER 31,

FLORIDA PUBLIC SERVICE COMMISSION
2020 APR 23 AM 7:50
RECEIVED
PSC/AFD 006-W

GENERAL INSTRUCTIONS

1. Prepare this report in conformity with the 1996 National Association of Regulatory Utility Commissioners (NARUC) Uniform System of Accounts for Water and Wastewater Utilities as adopted by Rule 25-30.115 (1), Florida Administrative Code.
2. Interpret all accounting words and phrases in accordance with the Uniform System of Accounts (USOA), Commission Rules and the definitions on the next page.
3. Complete each question fully and accurately, even if it has been answered in a previous annual report. Enter the word "None" where it truly and completely states the fact.
4. For any question, section, or page which is not applicable to the respondent, enter the words "Not Applicable." Do not omit any pages.
5. Where dates are called for, the month and day should be stated as well as the year.
6. All schedules requiring dollar entries should be rounded to the nearest dollar.
7. Complete this report by means which result in a permanent record. You may use permanent ink or a typewriter. Do not use a pencil.
8. If there is not enough room on any schedule, an additional page or pages may be added provided the format of the added schedule matches the format of the schedule in the report. Additional pages should reference the appropriate schedules, state the name of the utility, and state the year of the report.
9. If it is necessary or desirable to insert additional statements for the purpose of further explanation of schedules, such statements should be made at the bottom of the page or on an additional page. Any additional pages should state the name of the utility and the year of the report, and reference the appropriate schedule.
10. The utility shall file the original and two copies of the report with the Commission at the address below, and keep a copy for itself. Pursuant to Rule 25-30.110 (3), Florida Administrative Code, the utility must submit the report by March 31 for the preceding year ending December 31.

Florida Public Service Commission
Division of Economic Regulation
2540 Shumard Oak Boulevard
Tallahassee, Florida 32399-0850

11. Pursuant to Rule 25-30.110 (7) (a), Florida Administrative Code, any utility that fails to file its annual report or extension on or before March 31, or within the time specified by any extension approved in writing by the Division of Economic Regulation, shall be subject to a penalty. The penalty shall be based on the number of calendar days elapsed from March 31, or from an approved extended filing date, until the date of filing. The date of filing shall be included in the days elapsed.

TABLE OF CONTENTS

FINANCIAL SECTION	PAGE
Identification	F-2
Income Statement	F-3
Comparative Balance Sheet	F-4
Gross Utility Plant	F-5
Accumulated Depreciation and Amortization of Utility Plant	F-5
Capital Stock	F-6
Retained Earnings	F-6
Proprietary Capital	F-6
Long Term Debt	F-6
Tax Expense	F-7
Payment for Services Rendered by Other Than Employees	F-7
Contributions in Aid of Construction	F-8
Cost of Capital Used for AFUDC Calculation	F-9
Capital Structure Adjustments	F-10
WATER OPERATING SECTION	PAGE
Water Utility Plant Accounts	W-1
Analysis of Accumulated Depreciation by Primary Account - Water	W-2
Water Operation and Maintenance Expense	W-3
Water Customers	W-3
Pumping and Purchased Water Statistics and Mains	W-4
Wells and Well Pumps, Reservoirs, and High Service Pumping	W-5
Sources of Supply and Water Treatment Facilities	W-6
General Water System Information	W-7
WASTEWATER OPERATING SECTION	PAGE
Wastewater Utility Plant Accounts	S-1
Analysis of Accumulated Depreciation by Primary Account - Wastewater	S-2
Wastewater Operation and Maintenance Expense	S-3
Wastewater Customers	S-3
Pumping Equipment, Service Connections, Collecting and Force Mains and Manholes	S-4
Treatment Plant, Master Lift Station Pumps and Pumping Wastewater Statistics	S-5
General Wastewater System Information	S-6
VERIFICATION SECTION	PAGE
Verification	V-1

FINANCIAL SECTION

REPORT OF

St Johns Landing Utilities Services

(EXACT NAME OF UTILITY)

PO Box 237 Edgewater FL 32132 *N/A* _____
 Mailing Address Street Address County

Telephone Number *321 286 6563* Date Utility First Organized _____

Fax Number _____ E-mail Address _____

Sunshine State One-Call of Florida, Inc. Member No. *N/A*

Check the business entity of the utility as filed with the Internal Revenue Service:

- Individual Sub Chapter S Corporation 1120 Corporation Partnership

Name, Address and Phone where records are located: _____

Name of subdivisions where services are provided: *N/A*

CONTACTS

Name	Title	Principal Business Address	Salary Charged Utility
Person to send correspondence: <i>Joseph Wado</i>	<i>Pres</i>	_____	_____
Person who prepared this report: <i>Teei Wado</i>	_____	_____	_____
Officers and Managers:	_____	_____	\$ _____
_____	_____	_____	\$ _____
_____	_____	_____	\$ _____
_____	_____	_____	\$ _____
_____	_____	_____	\$ _____

Report every corporation or person owning or holding directly or indirectly 5 percent or more of the voting securities of the reporting utility:

Name	Percent Ownership in Utility	Principal Business Address	Salary Charged Utility
<i>N/A</i>	_____	_____	\$ _____
_____	_____	_____	\$ _____
_____	_____	_____	\$ _____
_____	_____	_____	\$ _____
_____	_____	_____	\$ _____
_____	_____	_____	\$ _____

UTILITY NAME: St John's Landing Utilities

YEAR OF REPORT
DECEMBER 31, 2020 2019

COMPARATIVE BALANCE SHEET

ACCOUNT NAME	Reference Page	Current Year	Previous Year
Assets:			
Utility Plant in Service (101-105) _____	F-5,W-1,S-1	\$ _____	\$ _____
Accumulated Depreciation and Amortization (108) _____	F-5,W-2,S-2	_____	_____
Net Utility Plant _____		\$ _____	\$ _____
Cash _____		_____	_____
Customer Accounts Receivable (141) _____		_____	_____
Other Assets (Specify): _____		_____	_____
_____		_____	_____
_____		_____	_____
Total Assets _____		\$ _____	\$ _____
Liabilities and Capital:			
Common Stock Issued (201) _____	F-6	_____	_____
Preferred Stock Issued (204) _____	F-6	_____	_____
Other Paid in Capital (211) _____		_____	_____
Retained Earnings (215) _____	F-6	_____	_____
Proprietary Capital (Proprietary and Partnership only) (218) _____	F-6	_____	_____
Total Capital _____		\$ _____	\$ _____
Long Term Debt (224) _____	F-6	\$ _____	\$ _____
Accounts Payable (231) _____		_____	_____
Notes Payable (232) _____		_____	_____
Customer Deposits (235) _____		_____	_____
Accrued Taxes (236) _____		_____	_____
Other Liabilities (Specify) _____		_____	_____
_____		_____	_____
_____		_____	_____
Advances for Construction _____		_____	_____
Contributions in Aid of Construction - Net (271-272) _____	F-8	_____	_____
Total Liabilities and Capital _____		\$ _____	\$ _____

UTILITY NAME: St John's Landing

YEAR OF REPORT
DECEMBER 31, 2020

CAPITAL STOCK (201 - 204)

	Common Stock	Preferred Stock
Par or stated value per share _____		
Shares authorized _____		
Shares issued and outstanding _____		
Total par value of stock issued _____		
Dividends declared per share for year _____		

RETAINED EARNINGS (215)

	Appropriated	Un-Appropriated
Balance first of year _____	\$ _____	\$ _____
Changes during the year (Specify): _____ _____		
Balance end of year _____	\$ _____	\$ _____

PROPRIETARY CAPITAL (218)

	Proprietor Or Partner	Partner
Balance first of year _____	\$ _____	\$ _____
Changes during the year (Specify): _____ _____		
Balance end of year _____	\$ _____	\$ _____

LONG TERM DEBT (224)

Description of Obligation (Including Date of Issue and Date of Maturity):	Interest	Principal per Balance Sheet Date
	Rate # of Pymts	
_____ _____		\$ _____
Total _____		\$ _____

UTILITY NAME: St John's Landing Utilities

YEAR OF REPORT
DECEMBER 31, 2020 2019

CONTRIBUTIONS IN AID OF CONSTRUCTION (271)

(a)	Water (b)	Wastewater (c)	Total (d)
1) Balance first of year _____	\$ _____	\$ _____	\$ _____
2) Add credits during year _____	\$ _____	\$ _____	\$ _____
3) Total _____	\$ _____	\$ _____	\$ _____
4) Deduct charges during the year _____	_____	_____	_____
5) Balance end of year _____	_____	_____	_____
6) Less Accumulated Amortization _____	_____	_____	_____
7) Net CIAC _____	\$ _____	\$ _____	\$ _____

ADDITIONS TO CONTRIBUTIONS IN AID OF CONSTRUCTION DURING YEAR (CREDITS)

Report below all developers or contractors agreements from which cash or property was received during the year.	Indicate "Cash" or "Property"	Water	Wastewater
_____	_____	_____	_____
_____	_____	_____	_____
_____	_____	_____	_____
_____	_____	_____	_____
_____	_____	_____	_____
Sub-total _____	_____	\$ _____	\$ _____
Report below all capacity charges, main extension charges and customer connection charges received during the year.			
Description of Charge	Number of Connections	Charge per Connection	
_____	_____	\$ _____	\$ _____
_____	_____	_____	_____
_____	_____	_____	_____
Total Credits During Year (Must agree with line # 2 above.) _____			\$ _____

ACCUMULATED AMORTIZATION OF CIAC (272)

	Water	Wastewater	Total
Balance First of Year _____	\$ _____	\$ _____	\$ _____
Add Debits During Year: _____	_____	_____	_____
Deduct Credits During Year: _____	_____	_____	_____
Balance End of Year (Must agree with line #6 above.) _____	\$ _____	\$ _____	\$ _____

**** COMPLETION OF SCHEDULE REQUIRED ONLY IF AFUDC WAS CHARGED DURING YEAR ****

UTILITY NAME: St Johns Landing Utilities

YEAR OF REPORT DECEMBER 31, <u>2019</u>
--

SCHEDULE "B"

SCHEDULE OF CAPITAL STRUCTURE ADJUSTMENTS

Class of Capital (a)	Per Book Balance (b)	Non-utility Adjustments (c)	Non-juris. Adjustments (d)	Other (1) Adjustments (e)	Capital Structure Used for AFUDC Calculation (f)
Common Equity	\$ _____	\$ _____	\$ _____	\$ _____	\$ _____
Preferred Stock	_____	_____	_____	_____	_____
Long Term Debt	_____	_____	_____	_____	_____
Customer Deposits	_____	_____	_____	_____	_____
Tax Credits-Zero Cost	_____	_____	_____	_____	_____
Tax Credits-Weighted Cost of Capital	_____	_____	_____	_____	_____
Deferred Income Taxes	_____	_____	_____	_____	_____
Other (Explain)	_____	_____	_____	_____	_____
Total	\$ _____	\$ _____	\$ _____	\$ _____	\$ _____

(1) Explain below all adjustments made in Column (e):

**WATER
OPERATING
SECTION**

UTILITY NAME: St John's Landing Utilities

YEAR OF REPORT
DECEMBER 31, ~~2020~~ 2019

WATER UTILITY PLANT ACCOUNTS

Acct. No. (a)	Account Name (b)	Previous Year (c)	Additions (d)	Retirements (e)	Current Year (f)
301	Organization _____	\$ _____	\$ _____	\$ _____	\$ _____
302	Franchises _____	_____	_____	_____	_____
303	Land and Land Rights _____	_____	_____	_____	_____
304	Structures and Improvements _____	_____	_____	_____	_____
305	Collecting and Impounding Reservoirs _____	_____	_____	_____	_____
306	Lake, River and Other Intakes _____	_____	_____	_____	_____
307	Wells and Springs _____	_____	_____	_____	_____
308	Infiltration Galleries and Tunnels _____	_____	_____	_____	_____
309	Supply Mains _____	_____	_____	_____	_____
310	Power Generation Equipment _____	_____	_____	_____	_____
311	Pumping Equipment _____	_____	_____	_____	_____
320	Water Treatment Equipment _____	_____	_____	_____	_____
330	Distribution Reservoirs and Standpipes _____	_____	_____	_____	_____
331	Transmission and Distribution Lines _____	_____	_____	_____	_____
333	Services _____	_____	_____	_____	_____
334	Meters and Meter Installations _____	_____	_____	_____	_____
335	Hydrants _____	_____	_____	_____	_____
336	Backflow Prevention Devices _____	_____	_____	_____	_____
339	Other Plant and Miscellaneous Equipment _____	_____	_____	_____	_____
340	Office Furniture and Equipment _____	_____	_____	_____	_____
341	Transportation Equipment _____	_____	_____	_____	_____
342	Stores Equipment _____	_____	_____	_____	_____
343	Tools, Shop and Garage Equipment _____	_____	_____	_____	_____
344	Laboratory Equipment _____	_____	_____	_____	_____
345	Power Operated Equipment _____	_____	_____	_____	_____
346	Communication Equipment _____	_____	_____	_____	_____
347	Miscellaneous Equipment _____	_____	_____	_____	_____
348	Other Tangible Plant _____	_____	_____	_____	_____
	Total Water Plant _____	\$ _____	\$ _____	\$ _____	\$ _____

UTILITY NAME: St John's Landing Utilities

YEAR OF REPORT
DECEMBER 31, 2020 2019

WATER OPERATION AND MAINTENANCE EXPENSE

Acct. No.	Account Name	Amount
601	Salaries and Wages - Employees	\$ _____
603	Salaries and Wages - Officers, Directors, and Majority Stockholders	_____
604	Employee Pensions and Benefits	_____
610	Purchased Water	_____
615	Purchased Power	_____
616	Fuel for Power Production	_____
618	Chemicals	_____
620	Materials and Supplies	_____
630	Contractual Services:	0
	Billing	
	Professional	
	Testing	
	Other	
640	Rents	_____
650	Transportation Expense	_____
655	Insurance Expense	_____
665	Regulatory Commission Expenses (Amortized Rate Case Expense)	_____
670	Bad Debt Expense	_____
675	Miscellaneous Expenses	_____
	Total Water Operation And Maintenance Expense	\$ _____ *

* This amount should tie to Sheet F-3.

WATER CUSTOMERS

Description (a)	Type of Meter ** (b)	Equivalent Factor (c)	Number of Active Customers		Total Number of Meter Equivalents (c x e) (f)	
			Start of Year (d)	End of Year (e)		
Residential Service						
5/8"	D	1.0	_____	_____	_____	
3/4"	D	1.5	_____	_____	_____	
1"	D	2.5	_____	_____	_____	
1 1/2"	D,T	5.0	_____	_____	_____	
General Service						
5/8"	D	1.0	0	_____	_____	
3/4"	D	1.5		_____	_____	
1"	D	2.5		_____	_____	
1 1/2"	D,T	5.0		_____	_____	
2"	D,C,T	8.0		_____	_____	
3"	D	15.0		_____	_____	
3"	C	16.0		_____	_____	
3"	T	17.5		_____	_____	
Unmetered Customers	_____	_____		_____	_____	_____
Other (Specify)	_____	_____		_____	_____	_____
** D = Displacement C = Compound T = Turbine						
Total			_____	_____	_____	

UTILITY NAME: St John's Landing Utilities

YEAR OF REPORT
DECEMBER 31, ~~2020~~ 2019

SYSTEM NAME: _____

WELLS AND WELL PUMPS

(a)	(b)	(c)	(d)	(e)
Year Constructed _____	_____	_____	_____	_____
Types of Well Construction and Casing _____	_____	Ø	_____	_____
_____	_____		_____	_____
Depth of Wells _____	_____		_____	_____
Diameters of Wells _____	_____		_____	_____
Pump - GPM _____	_____		_____	_____
Motor - HP _____	_____		_____	_____
Motor Type * _____	_____		_____	_____
Yields of Wells in GPD _____	_____		_____	_____
Auxiliary Power _____	_____		_____	_____
* Submersible, centrifugal, etc.				

RESERVOIRS

(a)	(b)	(c)	(d)	(e)
Description (steel, concrete)	_____	Ø	_____	_____
Capacity of Tank _____	_____		_____	_____
Ground or Elevated _____	_____		_____	_____

HIGH SERVICE PUMPING

(a)	(b)	(c)	(d)	(e)
Motors		N/A		
Manufacturer _____	_____		_____	_____
Type _____	_____		_____	_____
Rated Horsepower _____	_____	_____	_____	_____
Pumps				
Manufacturer _____	_____	_____	_____	_____
Type _____	_____	_____	_____	_____
Capacity in GPM _____	_____	_____	_____	_____
Average Number of Hours Operated Per Day _____	_____	_____	_____	_____
Auxiliary Power _____	_____	_____	_____	_____

UTILITY NAME: St John's Landing Utilities

YEAR OF REPORT
DECEMBER 31, 2020 2019

SYSTEM NAME: _____

GENERAL WATER SYSTEM INFORMATION

Furnish information below for each system. A separate page should be supplied where necessary.

1. Present ERC's * the system can efficiently serve. _____
2. Maximum number of ERCs * which can be served. _____
3. Present system connection capacity (in ERCs *) using existing lines. _____
4. Future connection capacity (in ERCs *) upon service area buildout. _____
5. Estimated annual increase in ERCs *. _____
6. Is the utility required to have fire flow capacity? _____
If so, how much capacity is required? _____
7. Attach a description of the fire fighting facilities. N/A
8. Describe any plans and estimated completion dates for any enlargements or improvements of this system.

9. When did the company last file a capacity analysis report with the DEP? _____
10. If the present system does not meet the requirements of DEP rules, submit the following:
 - a. Attach a description of the plant upgrade necessary to meet the DEP rules.
 - b. Have these plans been approved by DEP? _____
 - c. When will construction begin? _____
 - d. Attach plans for funding the required upgrading.
 - e. Is this system under any Consent Order with DEP? _____
11. Department of Environmental Protection ID # _____
12. Water Management District Consumptive Use Permit # _____
 - a. Is the system in compliance with the requirements of the CUP? _____
 - b. If not, what are the utility's plans to gain compliance? _____

* An ERC is determined based on one of the following methods:
(a) If actual flow data are available from the preceding 12 months:
Divide the total annual single family residence (SFR) gallons sold by the average number of SFR customers for the same period and divide the result by 365 days.

(b) If no historical flow data are available use:
ERC = (Total SFR gallons sold (omit 000)/365 days/350 gallons per day).

WASTEWATER
OPERATING
SECTION

UTILITY NAME: St John's Landing Utilities

YEAR OF REPORT
DECEMBER 31, 2020 2019

WASTEWATER UTILITY PLANT ACCOUNTS

Acct. No. (a)	Account Name (b)	Previous Year (c)	Additions (d)	Retirements (e)	Current Year (f)
351	Organization _____	\$ _____	\$ _____	\$ _____	\$ _____
352	Franchises _____	_____	_____	_____	_____
353	Land and Land Rights _____	_____	_____	_____	_____
354	Structures and Improvements _____	_____	_____	_____	_____
355	Power Generation Equipment _____	_____	_____	_____	_____
360	Collection Sewers - Force _____	_____	_____	_____	_____
361	Collection Sewers - Gravity _____	_____	_____	_____	_____
362	Special Collecting Structures _____	_____	_____	_____	_____
363	Services to Customers _____	_____	_____	_____	_____
364	Flow Measuring Devices _____	_____	_____	_____	_____
365	Flow Measuring Installations _____	_____	_____	_____	_____
370	Receiving Wells _____	_____	_____	_____	_____
371	Pumping Equipment _____	_____	_____	_____	_____
380	Treatment and Disposal Equipment _____	_____	_____	_____	_____
381	Plant Sewers _____	_____	_____	_____	_____
382	Outfall Sewer Lines _____	_____	_____	_____	_____
389	Other Plant and Miscellaneous Equipment _____	_____	_____	_____	_____
390	Office Furniture and Equipment _____	_____	_____	_____	_____
391	Transportation Equipment _____	_____	_____	_____	_____
392	Stores Equipment _____	_____	_____	_____	_____
393	Tools, Shop and Garage Equipment _____	_____	_____	_____	_____
394	Laboratory Equipment _____	_____	_____	_____	_____
395	Power Operated Equipment _____	_____	_____	_____	_____
396	Communication Equipment _____	_____	_____	_____	_____
397	Miscellaneous Equipment _____	_____	_____	_____	_____
398	Other Tangible Plant _____	_____	_____	_____	_____
	Total Wastewater Plant _____	\$ _____	\$ _____	\$ _____	\$ _____ *

* This amount should tie to sheet F-5.

UTILITY NAME: Thomas St John's Landing Utilities

YEAR OF REPORT
DECEMBER 31, 2020 2019

WASTEWATER OPERATION AND MAINTENANCE EXPENSE

Acct. No.	Account Name	Amount
701	Salaries and Wages - Employees_____	\$ _____
703	Salaries and Wages - Officers, Directors, and Majority Stockholders_____	_____
704	Employee Pensions and Benefits_____	_____
710	Purchased Wastewater Treatment_____	_____
711	Sludge Removal Expense_____	_____
715	Purchased Power_____	_____
716	Fuel for Power Production_____	_____
718	Chemicals_____	_____
720	Materials and Supplies_____	_____
730	Contractual Services:	_____
	Billing_____	_____
	Professional_____	_____
	Testing_____	_____
	Other_____	_____
740	Rents_____	_____
750	Transportation Expense_____	_____
755	Insurance Expense_____	_____
765	Regulatory Commission Expenses (Amortized Rate Case Expense)_____	_____
770	Bad Debt Expense_____	_____
775	Miscellaneous Expenses_____	_____
	Total Wastewater Operation And Maintenance Expense_____	\$ _____ *

* This amount should tie to Sheet F-3.

WASTEWATER CUSTOMERS

Description (a)	Type of Meter ** (b)	Equivalent Factor (c)	Number of Active Customers		Total Number of Meter Equivalents (c x e) (f)
			Start of Year (d)	End of Year (e)	
Residential Service	D	1.0	_____	_____	_____
All meter sizes			_____	_____	_____
General Service	D D D D,T D,C,T D C T	1.0 1.5 2.5 5.0 8.0 15.0 16.0 17.5	_____	_____	_____
5/8"			_____	_____	_____
3/4"			_____	_____	_____
1"			_____	_____	_____
1 1/2"			_____	_____	_____
2"			_____	_____	_____
3"			_____	_____	_____
3"			_____	_____	_____
3"			_____	_____	_____
Unmetered Customers	_____	_____	_____	_____	_____
Other (Specify)	_____	_____	_____	_____	_____
Total			_____	_____	_____

** D = Displacement
C = Compound
T = Turbine

UTILITY NAME: St John's Landing Utilities

SYSTEM NAME: _____

YEAR OF REPORT
DECEMBER 31, ~~2020~~ 2019

TREATMENT PLANT

Manufacturer _____	_____	_____	_____
Type _____	_____	_____	_____
"Steel" or "Concrete" _____	_____	_____	_____
Total Permitted Capacity _____	_____	N/A	_____
Average Daily Flow _____	_____		_____
Method of Effluent Disposal _____	_____		_____
Permitted Capacity of Disposal _____	_____		_____
Total Gallons of _____	_____		_____
Wastewater treated _____	_____		_____
_____	_____		_____

MASTER LIFT STATION PUMPS

Manufacturer _____	_____	_____	N/A	_____	_____	_____
Capacity (GPM's) _____	_____	_____		_____	_____	_____
Motor:	_____	_____		_____	_____	_____
Manufacturer _____	_____	_____		_____	_____	_____
Horsepower _____	_____	_____		_____	_____	_____
Power (Electric or _____	_____	_____		_____	_____	_____
Mechanical) _____	_____	_____		_____	_____	_____

PUMPING WASTEWATER STATISTICS

Months	Gallons of Treated Wastewater	Effluent Reuse Gallons to Customers	Effluent Gallons Disposed of on site
January _____	_____	_____	_____
February _____	_____	_____	_____
March _____	_____	_____	_____
April _____	_____	_____	_____
May _____	N/A	_____	_____
June _____		_____	_____
July _____		_____	_____
August _____		_____	_____
September _____		_____	_____
October _____		_____	_____
November _____		_____	_____
December _____	_____	_____	_____
Total for year _____	_____	_____	_____

If Wastewater Treatment is purchased, indicate the vendor: _____

UTILITY NAME: St John's Landing Utilities

YEAR OF REPORT
DECEMBER 31, ~~2020~~ 2019

CERTIFICATION OF ANNUAL REPORT

I HEREBY CERTIFY, to the best of my knowledge and belief:

- | | | | |
|--|--------------------------------|----|--|
| YES
<input checked="" type="checkbox"/> | NO
<input type="checkbox"/> | 1. | The utility is in substantial compliance with the Uniform System of Accounts prescribed by the Florida Public Service Commission in Rule 25-30.115 (1), Florida Administrative Code. |
| YES
<input checked="" type="checkbox"/> | NO
<input type="checkbox"/> | 2. | The utility is in substantial compliance with all applicable rules and orders of the Florida Public Service Commission. |
| YES
<input checked="" type="checkbox"/> | NO
<input type="checkbox"/> | 3. | There have been no communications from regulatory agencies concerning noncompliance with, or deficiencies in, financial reporting practices that could have a material effect on the financial statement of the utility. |
| YES
<input checked="" type="checkbox"/> | NO
<input type="checkbox"/> | 4. | The annual report fairly represents the financial condition and results of operations of the respondent for the period presented and other information and statements presented in the report as to the business affairs of the respondent are true, correct, and complete for the period for which it represents. |

Items Certified

¹ ² ³ ⁴ _____ *

(signature of Chief Executive Officer of the utility)

Date: _____

¹ ² ³ ⁴ _____ *

(signature of Chief Financial Officer of the utility)

Date: _____




* Each of the four items must be certified YES or NO. Each item need not be certified by both officers. The items being certified by the officer should be indicated in the appropriate area to the left of the signature.

Notice: Section 837.06, Florida Statutes, provides that any person who knowingly makes a false statement in writing with the intent to mislead a public servant in the performance of his duty shall be guilty of a misdemeanor of the second degree.

**Reconciliation of Revenue to
Regulatory Assessment Fee Revenue
Water Operations
Class C**

Company:

For the Year Ended December 31, ~~2018~~ 2019

(a)	(b)	(c)	(d)
Accounts	Gross Water Revenues Per Sch. F-3	Gross Water Revenues Per RAF Return	Difference (b) - (c)
Gross Revenue:			
Residential	\$ _____	\$ _____	\$ _____
Commercial			
Industrial	_____	_____	_____
Multiple Family	_____	_____	_____
Guaranteed Revenues	_____	_____	_____
Other	_____	_____	_____
Total Water Operating Revenue	\$ _____	\$ _____	\$ _____
LESS: Expense for Purchased Water from FPSC-Regulated Utility	_____	_____	_____
Net Water Operating Revenues	\$ _____	\$ _____	\$ _____

Explanations:

Instructions:

For the current year, reconcile the gross water revenues reported on Schedule F-3 with the gross water revenues reported on the company's regulatory assessment fee return. Explain any differences reported in column (d).

**Reconciliation of Revenue to
Regulatory Assessment Fee Revenue
Wastewater Operations
Class C**

Company:

For the Year Ended December 31, ~~2020~~ 2019

(a)	(b)	(c)	(d)
Accounts	Gross Wastewater Revenues Per Sch. F-3	Gross Wastewater Revenues Per RAF Return	Difference (b) - (c)
Gross Revenue:			
Residential	\$ _____	\$ _____	\$ _____
Commercial	_____	_____	_____
Industrial	_____	_____	_____
Multiple Family	_____	_____	_____
Guaranteed Revenues	_____	_____	_____
Other	_____	_____	_____
Total Wastewater Operating Revenue	\$ _____	\$ _____	\$ _____
LESS: Expense for Purchased Wastewater from FPSC-Regulated Utility	_____	_____	_____
Net Wastewater Operating Revenues	\$ _____	\$ _____	\$ _____

Explanations:

Instructions:

For the current year, reconcile the gross wastewater revenues reported on Schedule F-3 with the gross wastewater revenues reported on the company's regulatory assessment fee return. Explain any differences reported in column (d).

