


OFFICIAL COPY
DIVISION OF
CLASS "C"
WATER AND SEWER
Do Not Remove from this Utility
WATER and/or SEWER UTILITIES
(Gross Revenue of Less Than \$150,000 Each)

ANNUAL REPORT

WU132
Kemple Water Company
37502 Marcliff Terrace
Zephyrhills, FL 33541-8451

Exact Legal Name of Respondent

227-W
Certificate Number(s)



RECEIVED

APR 03 2001

Florida Public Service Commission
Division of Water and Wastewater

FOR THE
YEAR ENDED DECEMBER 31, 19 95

General Instructions

1. Prepare this report in conformity with the 1984 National Association of Regulatory Utility Commissioners Uniform System of Accounts for Water and/or Sewer Utilities.
2. Interpret all accounting words and phrases in accordance with the USOA.
3. Complete each question fully and accurately, even if it has been answered in a previous annual report. Enter the word "None" where it truly and completely states the fact.
4. For any question, section, or page which is not applicable to the respondent enter the words "Not Applicable". Do not omit any pages.
5. Where dates are called for, the month and day should be stated as well as the year.
6. All schedules requiring dollar entries should be rounded to the nearest dollar.
7. Complete this report by means which result in a permanent record, such as by typewriter.
8. If there is not enough room on any schedule, an additional page or pages may be added provided the format of the added schedule matches the format of the schedule with not enough room. Such a schedule should reference the appropriate schedules, state the name of the utility, and state the year of the report.
9. If it is necessary or desirable to insert additional statements for the purpose of further explanation of schedules, such statements should be made at the bottom of the page or on an additional page. Any additional pages should state the name of the utility and the year of the report, and reference the appropriate schedule.
10. The report should be filled out in quadruplicate and the original and two copies returned by March 31 of the year following the date of the report. The report should be returned to:

Florida Public Service Commission
Division of Water and Sewer
101 East Gaines Street
Tallahassee, Florida 32399-0873

TABLE OF CONTENTS

Financial Section	Page
Identification	F-2
Income Statement	F-3
Balance Sheet	F-4
Net Utility Plant	F-5
Accumulated Depreciation and Amortization of Utility Plant	F-5
Capital Stock	F-6
Retained Earnings	F-6
Proprietary Capital	F-6
Long Term Debt	F-6
Taxes Accrued	F-7
Payments For Services Rendered By Other Than Employees	F-7
Contributions In Aid Of Construction	F-8
Cost Of Capital Used For AFUDC Calculation	F-9
AFUDC Capital Structure Adjustments	F-10
<hr/>	
Water Operating Section	Page
Water Utility Plant Accounts	W-1
Analysis of Accumulated Depreciation By Primary Account - Water	W-2
Water Operation and Maintenance Expense	W-3
Water Customers	W-3
Pumping and Purchased Water Statistics and Mains	W-4
Wells and Well Pumps, Reservoirs, and High Service Pumping	W-5
Other Water System Information	W-6
<hr/>	
Sewer Operating Section	Page
Sewer Utility Plant Accounts	S-1
Analysis of Accumulated Depreciation By Primary Account - Sewer	S-2
Sewer Operation and Maintenance Expense	S-3
Sewer Customers	S-3
Pumping Equipment, Collecting and Force Mains and Manholes	S-4
Other Sewer System Information	S-5
<hr/>	
Verification Section	Page
Verification	V-1

REPORT OF

Richard & Christina Kemple dba Kemple Water Company
 (Exact name of utility)

37502 Marcliff Terrace

Zephyrhills, Florida 33541
 (Address)

Pasco
 (County)

Telephone Number 813-782-2972

Date Utility First Organized: 1/1/75

Check the business entity of the utility as filed with the Internal Revenue Service:

Individual Partnership Sub Chapter S Corporation 1120 Corporation

Location where books and records are located: 38145 Fifth Avenue
Zephyrhills, Fl 33541

Names of subdivisions where service is provided: Kemple Estates

CONTACTS:

Name	Title	Principal Business Address	Salary Charged Utility
Person to send correspondence: Christina Kemple	Co-Owner	37502 Marcliff Terrace Zephyrhills, Fl 33541	XXXXXXXXXXXX
Person who prepared this report: John E. Henson	CPA	38145 Fifth Avenue Zephyrhills, Fl 33541	XXXXXXXXXXXX
Officers and Managers: Richard Kemple	Co-Owner	37502 Marcliff Terrace Zephyrhills, Fl 33541	\$ None
-----	-----	-----	\$ -----
-----	-----	-----	\$ -----
-----	-----	-----	\$ -----
-----	-----	-----	\$ -----

Report every corporation or person owning or holding directly or indirectly 5 percent or more of the voting securities of the reporting utility:

Name	Percent Ownership In Utility	Principal Business Address	Salary Charged Utility
-----	-----	-----	\$ -----
-----	-----	-----	\$ -----
-----	-----	-----	\$ -----
-----	-----	-----	\$ -----
-----	-----	-----	\$ -----
-----	-----	-----	\$ -----

INCOME STATEMENT

Account Name	Ref. Page	Water	Sewer	Other	Total Company
Gross Revenue:					
Residential -----		\$ 12,206	\$ -----	\$ -----	\$ 12,206
Commercial -----		-----	-----	-----	-----
Industrial -----		-----	-----	-----	-----
Multiple Family -----		-----	-----	-----	-----
Guaranteed Revenues -----		-----	-----	-----	-----
Other (Specify) -----		-----	-----	-----	-----
Total Gross Revenue -----		\$ 12,206	\$ -----	\$ -----	\$ 12,206
Operation Expense (Must tie to Pages W-3 and S-3)	W-3 S-3	\$ 9,305	\$ -----	\$ -----	\$ 9,305
Depreciation Expense -----	F-5	634	-----	-----	634
Amortization Expense -----		-----	-----	-----	-----
Taxes Other Than Income -----	F-7	2,304	-----	-----	2,304
Income Taxes -----	F-7	-----	-----	-----	-----
Total Operating Expense -----		\$ 12,243	\$ -----	\$ -----	\$ 12,243
Net Operating Income (Loss)		\$ (37)	\$ -----	\$ -----	\$ (37)
Other Income:					
Nonutility Income -----		\$ -----	\$ -----	\$ -----	\$ -----
-----		-----	-----	-----	-----
-----		-----	-----	-----	-----
Other Deductions:					
Miscellaneous Nonutility Expenses -----		\$ -----	\$ -----	\$ -----	\$ -----
Interest Expense -----		-----	-----	-----	-----
-----		-----	-----	-----	-----
-----		-----	-----	-----	-----
Net Income (Loss)		\$ (37)	\$ -----	\$ -----	\$ (37)

UTILITY NAME: Kemple Water Company

YEAR OF REPORT DECEMBER 31, 19 <u>95</u>

COMPARATIVE BALANCE SHEET

Account Name	Reference Page	Current Year	Previous Year
Assets:			
Utility Plant In Service (101-105) -----	F-5,W-1,S-1	\$ 15,121	\$ 15,121
Accumulated Depreciation and Amortization (108) -----	F-5,W-2,S-3	12,809	12,175
Net Utility Plant -----		\$ 2,312	\$ 2,946
Cash -----		1,086	2,914
Customer Accounts Receivable (141) -----			
Other Assets (Specify) -----			
Deposits -----		27	27

Total Assets -----		\$ 3,425	\$ 5,887
Liabilities And Capital:			
Common Stock Issued (201) -----	F-6	\$ -----	\$ -----
Preferred Stock Issued (204) -----	F-6	-----	-----
Other Paid In Capital (211) -----		-----	-----
Retained Earnings (215) -----	F-6	-----	-----
Proprietary Capital (Proprietary and partnership only) (218) -----	F-6	3,425	5,887
Total Capital -----		\$ 3,425	\$ 5,887
Long-Term Debt (224) -----	F-6	\$ -----	\$ -----
Accounts Payable (231) -----		-----	-----
Notes Payable (232) -----		-----	-----
Customer Deposits (235) -----		-----	-----
Accrued Taxes (236) -----		-----	-----
Other Liabilities (Specify) -----		-----	-----
-----		-----	-----
-----		-----	-----
Advances For Construction -----		-----	-----
Contributions In Aid Of Construction - Net (271-272) -----	F-8	-----	-----
Total Liabilities And Capital -----		\$ 3,425	\$ 5,887

UTILITY NAME: Kemple Water Company

YEAR OF REPORT DECEMBER 31, 19 <u>95</u>

NET UTILITY PLANT

Plant Accounts: (101-107) Inclusive	Water	Sewer	W & S Other Than Reporting Systems	Total
Utility Plant In Service (101)	\$ 15,121	\$	\$	\$ 15,121
Construction Work In Progress (105)				
Other (Specify)				
Total Utility Plant	\$ 15,121	\$	\$	\$ 15,121

ACCUMULATED DEPRECIATION AND AMORTIZATION OF UTILITY PLANT

Account 108	Water	Sewer	W & S Other Than Reporting Systems	Total
Balance First Of Year	\$ 12,175	\$	\$	\$ 12,175
Credits During Year:				
Accruals charged to depreciation account	\$ 634	\$	\$	\$ 634
Salvage				
Other credits (specify)				
Total credits	\$ 634	\$	\$	\$ 634
Debits During Year:				
Book cost of plant retired	\$	\$	\$	\$
Cost of removal				
Other debits (specify)				
Total debits	\$	\$	\$	\$
Balance End Of Year	\$ 12,809	\$	\$	\$ 12,809

UTILITY NAME: Kemple Water Company

YEAR OF REPORT DECEMBER 31, 19 <u>95</u>

CAPITAL STOCK (201 - 204)

	Common Stock	Preferred Stock
Par or stated value per share	-----	-----
Shares authorized	-----	-----
Shares issued and outstanding	-----	-----
Total par value of stock issued	-----	-----
Dividends declared per share for year	-----	-----

RETAINED EARNINGS (215)

	Appropriated	Un-Appropriated
Balance first of year	\$ -----	\$ -----
Changes during the year (specify):	-----	-----
-----	-----	-----
-----	-----	-----
Balance end of year	\$ <u>-----</u>	\$ <u>-----</u>

PROPRIETARY CAPITAL (218)

	Proprietor Or Partner	Partner
Balance first of year	\$ 5,887	\$ -----
Changes during the year (specify):	-----	-----
Net Income (Loss)	(37)	-----
Proprietor Withdrawals	(2,425)	-----
-----	-----	-----
Balance end of year	\$ <u>3,425</u>	\$ <u>-----</u>

LONG TERM DEBT (224)

Description of Obligation (Including Nominal Date of Issue and Date of Maturity):	Interest		Principal Per Balance Sheet Date
	Rate	Pymts	
-----	-----	-----	-----
-----	-----	-----	-----
-----	-----	-----	-----
Total	-----	-----	\$ <u>-----</u>

UTILITY NAME: Kemple Water Company

N/A

YEAR OF REPORT DECEMBER 31, 19 <u>95</u>

CONTRIBUTIONS IN AID OF CONSTRUCTION (271)

(a)	Water (b)	Sewer (c)	Total (d)
Balance first of year	\$ _____	\$ _____	\$ _____
Add credits during year	_____	_____	_____
Total	\$ _____	\$ _____	\$ _____
Deduct charges during year	_____	_____	_____
Balance end of year	_____	_____	_____
Less Accumulated Amortization	_____	_____	_____
Net CIAC	\$ _____	\$ _____	\$ _____

ADDITIONS TO CONTRIBUTIONS IN AID OF CONSTRUCTION DURING YEAR (CREDITS)

Report below all developers or contractors agreements from which cash or property was received during the year.	Indicate "Cash" or "Property"	Water	Sewer
_____	_____	_____	_____
_____	_____	_____	_____
_____	_____	_____	_____
_____	_____	_____	_____
Sub-total	_____	\$ _____	\$ _____

Report below all capacity charges, main extension charges and customer connections charges recieved during the year.			
Description of Charge	Number of Connections	Charge per Connection	
_____	_____	\$ _____	\$ _____
_____	_____	_____	_____
_____	_____	_____	_____
Total Credits During Year	_____	_____	\$ _____

N/A

** COMPLETION OF SCHEDULE ONLY REQUIRED IF AFUDC WAS CHARGED DURING YEAR **

UTILITY NAME: Kemple Water Company

YEAR OF REPORT DECEMBER 31, 19 <u>95</u>

SCHEDULE 'A'

SCHEDULE OF COST OF CAPITAL USED FOR AFUDC CALCULATION (2)

Class of Capital (a)	Dollar Amount (1) (b)	Percentage of Capital (c)	Actual Cost Rates (d)	Weighted Cost [c x d] (e)
Common Equity	\$	%	%	%
Preferred Stock		%	%	%
Long Term Debt		%	%	%
Customer Deposits		%	%	%
Tax Credits - Zero Cost		%	0.00 %	%
Tax Credits - Weighted Cost		%	%	%
Deferred Income Taxes		%	%	%
Other (Explain)		%	%	%
Total	\$	100.00 %		%

(1) Should equal amounts on Schedule B, Column (f), Page F-25.

(2) Must be calculated using the same methodology used to calculate AFUDC rate approved by the Commission.

APPROVED AFUDC RATE

Current Commission approved AFUDC rate:	_____ %
Commission order approving AFUDC rate:	_____

** COMPLETION OF SCHEDULE ONLY REQUIRED IF AFUDC WAS CHARGED DURING YEAR **

UTILITY NAME: Kemple Water Company

YEAR OF REPORT DECEMBER 31, 19 <u>95</u>

SCHEDULE 'B'

SCHEDULE OF CAPITAL STRUCTURE ADJUSTMENTS

Class of Capital (a)	Per Book Balance (b)	Non-utility Adjustments (c)	Non-juris. Adjustments (d)	Other (1) Adjustments (e)	Capital Structure Used for AFUDC Calculation (f)
Common Equity	\$	\$	\$	\$	\$
Preferred Stock					
Long Term Debt					
Customer Deposits					
Tax Credits - Zero Cost					
Tax Credits - Weighted Cost of Capital					
Deferred Income Taxes					
Other (Explain)					
Total	\$	\$	\$	\$	\$

(1) Explain below all adjustments made in Column (e):

WATER UTILITY PLANT ACCOUNTS

Acct. No. (a)	Account Name (b)	Previous Year (c)	Additions (d)	Retirements (e)	Current Year (f)
301	Organization	\$	\$	\$	\$
302	Franchises				
303	Land and Land Rights	2,000			2,000
304	Structures and Improvements	3,278			3,278
305	Collecting and Impounding Reservoirs				
306	Lake, River and Other Intakes				
307	Wells and Springs	1,500			1,500
308	Infiltration Galleries and Tunnels				
309	Supply Mains				
310	Power Generation Equipment				
311	Pumping Equipment	4,852			4,852
320	Water Treatment Equipment	236			236
330	Distribution Reservoirs and Standpipes	550			550
331	Transmission and Distribution Mains	2,466			2,466
333	Services				
334	Meters and Meter Installations				
335	Hydrants				
339	Other Plant and Miscellaneous Equipment				
340	Office Furniture and Equipment	239			239
341	Transportation Equipment				
342	Stores Equipment				
343	Tools, Shop and Garage Equipment				
344	Laboratory Equipment				
345	Power Operated Equipment				
346	Communication Equipment				
347	Miscellaneous Equipment				
348	Other Tangible Plant				
	Total Water Plant	\$ 15,121	\$	\$	\$ 15,121

ANALYSIS OF ACCUMULATED DEPRECIATION BY PRIMARY ACCOUNT - WATER

YEAR OF REPORT
DECEMBER 31, 1995

Acct. No. (a)	Account (b)	Average Service Life in Years (c)	Average Salvage In Percent (d)	Depr. Rate Applied (e)	Accumulated Depreciation Balance Previous Year (f)	Debits (g)	Credits (h)	Accumulated Depreciation Balance End of Year (i)
304	Structures & Improvements	20	0 %	5 %	\$ 3,102	\$	\$ 164	\$ 3,266
305	Collecting & Impounding Reservoirs							
306	Lake River & Other Intakes							
307	Well & Springs	20	0 %	5 %	1,410		25	1,485
308	Infiltration Galleries & Tunnels							
309	Supply Mains							
310	Power Generating Equipment							
311	Pumping Equipment	10/20	0 %	10/5 %	4,580		272	4,852
320	Water Treatment Equipment	20	0 %	5 %	236			236
330	Distribution Reservoirs & Standpipes							
331	Trans. & Dist. Mains	10	0 %	10 %	550			550
333	Services	20	0 %	5 %	2,058		123	2,181
334	Meter & Meter Installations							
335	Hydrants							
339	Other Plant and							
340	Miscellaneous Equipment							
340	Office Furniture and Equipment							
341	Transportation Equipment	10	0 %	10 %	239			239
342	Stores Equipment							
393	Tools, Shop and Garage Equipment							
344	Laboratory Equipment							
345	Power Operated Equipment							
346	Communication Equipment							
347	Miscellaneous Equipment							
348	Other Tangible Plant							
	Totals				\$ 12,175	\$	\$ 634	\$ 12,809

UTILITY NAME: Kemple Water Company

YEAR OF REPORT DECEMBER 31, 1995

WATER OPERATION AND MAINTENANCE EXPENSE

Acct. No.	Account Name	Amount
601	Salaries and Wages - Employees	\$ -
603	Salaries and Wages - Officers, Directors, and Majority Stockholders	-
604	Employee Pensions and Benefits	-
610	Purchased Water	-
615	Purchased Power	615
616	Fuel for Power Production	-
618	Chemicals	-
620	Materials and Supplies	1,287
630	Contractual Services	3,464
640	Rents	-
650	Transportation Expense	2,803
655	Insurance Expense	-
665	Regulatory Commission Expenses	-
670	Bad Debt Expense	-
675	Miscellaneous Expenses	1,136
	Total Water Operation And Maintenance Expense	\$ <u>9,305</u>

WATER CUSTOMERS

Description	Number First of Year	Additions	Disconnects	Number End of Year
Metered Customers:				
5/8 X 3/4"	-	-	-	-
1"	-	-	-	-
1 - 1/2"	-	-	-	-
2"	-	-	-	-
2 - 1/2"	-	-	-	-
3"	-	-	-	-
Other (Specify):				
_____	-	-	-	-
_____	-	-	-	-
_____	-	-	-	-
Unmetered Customers	137	-	-	137
Total Customers	<u>137</u>	<u>-</u>	<u>-</u>	<u>137</u>

UTILITY NAME: Keuple Water Company

YEAR OF REPORT
DECEMBER 31, 1995

SYSTEM NAME: Keuple Water Company

PUMPING AND PURCHASED WATER STATISTICS

(a)	WATER PURCHASED FOR RESALE (Omit 000's) (b)	FINISHED WATER FROM WELLS (Omit 000's) (c)	ACCOUNTED FOR LOSS THROUGH LINE FLUSHING ETC. (OMIT 000'S) (d)	TOTAL WATER PUMPED AND PURCHASED (Omit 000's) [(b)+(c)-(d)] (e)	WATER SOLD TO CUSTOMERS (Omit 000's) (f)
January		650,500	500	651,000	
February		635,000	500	635,500	
March		622,000	500	622,500	
April		427,000	500	427,500	
May		312,000	500	312,500	
June		225,500	500	226,000	
July		200,000	500	200,500	
August		182,000	500	182,500	
September		221,250	500	221,750	
October		245,000	500	245,500	
November		301,250	500	301,750	
December		412,500	500	413,000	
Total for year		3,989,000	6,000	4,440,000	

If water is purchased for resale, indicate the following:

Vendor N/A

Point of delivery _____

If water is sold to other water utilities for redistribution, list names of such utilities below:

N/A

MAINS (Feet)

Kind of Pipe (Cast iron, coated steel, etc.)	Diameter of Pipe	First of Year	Added	Removed or Abandoned	End of Year
PVC	2" PVC	5,600			5,600
PVC	3" PVC	2,000			2,000

UTILITY NAME: Kemple Water Company

YEAR OF REPORT
DECEMBER 31, 1995

SYSTEM NAME: Kemple Water Co/Kemple Estates

WELLS AND WELL PUMPS

(a)	(b)	(c)	(d)	(e)
Year Constructed	1973	1970		
Types of Well Construction and Casing	Steel	Steel		
Depth of Wells	130 ft	110 ft		
Diameters of Wells	6"	4"		
Pump - GPM	310	45		
Motor - HP	10	4		
Yields of Wells in GPD	65,000	31,000		
Auxiliary Power	NONE	NONE		

RESERVOIRS

(a)	(b)	(c)	(d)	(e)
Description (steel, concrete or pneumatic)	steel			
Capacity of Tank	2,000 gal			
Ground or Elevated	ground			

HIGH SERVICE PUMPING

Motors (a)	(b)	(c)	(d)	(e)
Manufacturer	US Electric	E & W		
Type				
Rated Horsepower	10	4		
Pumps				
Manufacturer	US Electric	E & W		
Type	turbine	jet		
Capacity in GPM	310	45		
Average Number Of Hours Operated Per Day	14	11		
Auxiliary Power	NONE	NONE		

Utility Name Kemple Water Company

YEAR OF REPORT
DECEMBER 31, 1995

SOURCE OF SUPPLY

List for each source of supply:

Gals. per day of source	Avg <u>14,000</u>		
Type of source	<u>6" well</u>	<u>4" well</u>	

WATER TREATMENT FACILITIES

List for each water treatment facility:

Type	<u>Chlorinator</u>		
Make	<u>Liquid Chlorine</u>		
Gals. per day capacity	<u>N/A</u>		
Method of measurement	<u>30 gal holding tank</u>		

OTHER WATER SYSTEM INFORMATION

Furnish information below for each system not physically connected with another facility. A separate page should be supplied where necessary.

1. Present ERC's * now being served 137
2. Present ERC's * that system can efficiently serve 140
3. Estimated annual increase in ERC's * NONE
4. List fire fighting facilities and capacities NONE

5. List percent of certificated area where service connections are installed (total for each county) 96% Pasco only
6. What is the current need for system upgrading and/or expansion? NONE
7. What are plans for future system upgrading and/or expansion? NONE

8. Have questions 6 and 7 been discussed with an engineer (if so, state name and address)? NO
9. Have questions 6 and 7 been discussed with appropriate state sanitary engineering office? NO

* ERC = (Total Gallons Sold / 365 days) / 350 Gallons Per Day

UTILITY NAME: Kemple Water CompanyYEAR OF REPORT
DECEMBER 31, 1995

SEWER UTILITY PLANT ACCOUNTS

Acct. No. (a)	Account name (b)	Previous Year (c)	Additions (d)	Retirements (e)	Current Year (f)
351	Organization	\$	\$	\$	\$
352	Franchises				
353	Land and Land Rights				
354	Structures and Improvements				
360	Collection Sewers - Force				
361	Collection Sewers - Gravity				
362	Special Collecting Structures				
363	Services to Customers				
364	Flow Measuring Devices				
365	Flow Measuring Installations				
370	Receiving Wells				
371	Pumping Equipment				
380	Treatment and Disposal Equipment				
381	Plant Sewers				
382	Outfall Sewer Lines				
389	Other Plant and Miscellaneous Equipment				
390	Office Furniture and Equipment				
391	Transportation Equipment				
392	Stores Equipment				
393	Tools, Shop and Garage Equipment				
394	Laboratory Equipment				
395	Power Operated Equipment				
396	Communication Equipment				
397	Miscellaneous Equipment				
398	Other Tangible Plant				
	Total Sewer Plant	\$	\$	\$	\$

ANALYSIS OF ACCUMULATED DEPRECIATION BY PRIMARY ACCOUNT - SEWER

YEAR OF REPORT
DECEMBER 31, 1995

Acct. No. (a)	Account (b)	Average Service Life in Years (c)	Average Salvage In Percent (d)	Depr. Rate Applied (e)	Accumulated Depreciation Balance Previous Year (f)	Debits (g)	Credits (h)	Accumulated Depreciation Balance End of Year (i)
354	Structures and Improvements	--	-- %	-- \$	--	--	--	--
360	Collection Sewers - Force	--	-- %	-- \$	--	--	--	--
361	Collection Sewers - Gravity	--	-- %	-- \$	--	--	--	--
362	Special Collecting Structures	--	-- %	-- \$	--	--	--	--
363	Services to Customers	--	-- %	-- \$	--	--	--	--
364	Flow Measuring Devices	--	-- %	-- \$	--	--	--	--
365	Flow Measuring Installations	--	-- %	-- \$	--	--	--	--
370	Receiving Wells	--	-- %	-- \$	--	--	--	--
371	Pumping Equipment	--	-- %	-- \$	--	--	--	--
380	Treatment and Disposal Equipment	--	-- %	-- \$	--	--	--	--
381	Plant Sewers	--	-- %	-- \$	--	--	--	--
382	Outfall Sewer Lines	--	-- %	-- \$	--	--	--	--
389	Other Plant and Miscellaneous Equipment	--	-- %	-- \$	--	--	--	--
390	Office Furniture and Equipment	--	-- %	-- \$	--	--	--	--
391	Transportation Equipment	--	-- %	-- \$	--	--	--	--
392	Stores Equipment	--	-- %	-- \$	--	--	--	--
393	Tools, Shop and Garage Equipment	--	-- %	-- \$	--	--	--	--
394	Laboratory Equipment	--	-- %	-- \$	--	--	--	--
395	Power Operated Equipment	--	-- %	-- \$	--	--	--	--
396	Communication Equipment	--	-- %	-- \$	--	--	--	--
397	Miscellaneous Equipment	--	-- %	-- \$	--	--	--	--
398	Other Tangible Plant	--	-- %	-- \$	--	--	--	--
	Totals			\$	\$	\$	\$	\$

UTILITY NAME: Kemple Water Company

YEAR OF REPORT DECEMBER 31, 1995

SEWER OPERATION AND MAINTENANCE EXPENSE

Acct. No.	Account Name	Amount
701	Salaries and Wages - Employees	\$
703	Salaries and Wages - Officers, Directors, and Majority Stockholders	
704	Employee Pensions and Benefits	
710	Purchased Sewage Treatment	
711	Sludge Removal Expense	
715	Purchased Power	
716	Fuel for Power Production	
718	Chemicals	
720	Materials and Supplies	
730	Contractual Services	
740	Rents	
750	Transportation Expense	
755	Insurance Expense	
765	Regulatory Commission Expenses	
770	Bad Debt Expense	
775	Miscellaneous Expenses	
	Total Sewer Operation And Maintenance Expense	\$

SEWER CUSTOMERS

Description	Number First of Year	Additions	Disconnects	Number End of Year
Measured Service Customers By Water Meter Size:				
5/8 X 3/4"				
1"				
1 - 1/2"				
2"				
2 - 1/2"				
3"				
Other (Specify):				

Unmetered Customers				
Total Customers				

UTILITY NAME: Kemple Water Company

YEAR OF REPORT DECEMBER 31, 19 <u>95</u>

PUMPING EQUIPMENT

Lift station number	---	---	---	---	---	---
Make or type and nameplate data of pump	---	---	---	---	---	---
Year installed	---	---	---	---	---	---
Rated capacity	---	---	---	---	---	---
Size	---	---	---	---	---	---
Power:	---	---	---	---	---	---
Electric	---	---	---	---	---	---
Mechanical	---	---	---	---	---	---
Nameplate data of motor	---	---	---	---	---	---
---	---	---	---	---	---	---

SERVICE CONNECTIONS

Size (inches)	---	---	---	---	---	---
Type (PVC, VCP, etc.)	---	---	---	---	---	---
Average length	---	---	---	---	---	---
Number of active service connections	---	---	---	---	---	---
Beginning of year	---	---	---	---	---	---
Added during year	---	---	---	---	---	---
Retired during year	---	---	---	---	---	---
End of year	---	---	---	---	---	---
Give full particulars concerning inactive connections	---	---	---	---	---	---
---	---	---	---	---	---	---

COLLECTING AND FORCE MAINS AND MANHOLES

	Collecting Mains				Force Mains			
Size (inches)	---	---	---	---	---	---	---	---
Type of main	---	---	---	---	---	---	---	---
Length of main (nearest foot):	---	---	---	---	---	---	---	---
Beginning of year	---	---	---	---	---	---	---	---
Added during year	---	---	---	---	---	---	---	---
Retired during year	---	---	---	---	---	---	---	---
End of year	---	---	---	---	---	---	---	---
Manholes								
Size	---	---	---	---	---	---	---	---
Type	---	---	---	---	---	---	---	---
Number:	---	---	---	---	---	---	---	---
Beginning of year	---	---	---	---	---	---	---	---
Added during year	---	---	---	---	---	---	---	---
Retired during year	---	---	---	---	---	---	---	---
End of year	---	---	---	---	---	---	---	---

UTILITY NAME: Kemple Water CompanyYEAR OF REPORT
DECEMBER 31, 1995SYSTEM NAME: Kemple Water Co/Kemple Estates

TREATMENT PLANT

Manufacturer			
Type			
"Steel" or "Concrete"			
Total Capacity			
Average Daily Flow			
Effluent Disposal			
Total Gallons of Sewage Treated			

MASTER LIFT STATION PUMPS

Manufacturer						
Capacity						
Motor : Mfr.						
Horsepower						
Power (Electric or Mechanical)						

OTHER SEWER SYSTEM INFORMATION

1. Present number of ERC's * being served
2. Maximum number of ERC's * which can be
3. Estimated annual increase in ERC's *
4. List permit numbers required by Chapter 17-4, Rules of the Department of Environmental Regulation (DER) for systems in operation.
5. State any plans and estimated completion dates for any enlargements of this system
6. If present systems do not meet the requirements of Chapter 17-4, Rules of the DER, submit the following:
 - a. Evaluation of the present plant or plants in regard to meeting the DER's rules.
 - b. Plans for funding and construction of the required upgrading.
 - c. Have these plans been coordinated with the DER?
 - d. Do they concur?
 - e. When will construction begin?
7. In what percent of your certificated area have service connections been installed? %

* $ERC = (Total\ Gallons\ Treated / 365\ days) / 275\ Gallons\ Per\ Day$

Note: Total Gallons Treated includes both sewage treated and purchased sewage treatment


CERTIFICATION OF ANNUAL REPORT

I HEREBY CERTIFY, to the best of my knowledge and belief:

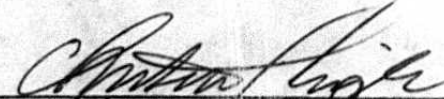
- YES NO
 (X) () 1. The utility is in substantial compliance with the Uniform System of Accounts prescribed by the Florida Public Service Commission.
- YES NO
 (X) () 2. The utility is in substantial compliance with all applicable rules and orders of the Florida Public Service Commission.
- YES NO
 (X) () 3. There have been no communications from regulatory agencies concerning noncompliance with, or deficiencies in, financial reporting practices that could have a material effect on the financial statement of the utility.
- YES NO
 (X) () 4. The annual report fairly represents the financial condition and results of operations of the respondent for the period presented and other information and statements presented in the report as to the business affairs of the respondent are true, correct and complete for the period for which it represents.

Items Certified

1.	2.	3.	4.
(X)	(X)	(X)	(X)


 _____ *
 (signature of chief executive officer of the utility)

1.	2.	3.	4.
(X)	(X)	(X)	(X)


 _____ *
 (signature of chief financial officer of the utility)

* Each of the four items must be certified YES or NO. Each item need not be certified by both officers. The items being certified by the officer should be indicated in the appropriate area to the left of the signature.

NOTICE: Section 837.06, Florida Statutes, provides that any person who knowingly makes a false statement in writing with the intent to mislead a public servant in the performance of his duty shall be guilty of a misdemeanor of the second degree.