



FLORIDA
PUBLIC
SERVICE
COMMISSION

FEECA

Annual Report on Activities Pursuant to the Florida Energy Efficiency and Conservation Act

As Required by Sections 366.82(10) and 377.703(2)(f), Florida Statutes

DECEMBER 2018

Florida Public Service Commission

Annual Report on
Activities
Pursuant
to the
Florida
Energy
Efficiency and
Conservation
Act

As Required by Sections 366.82(10)
and 377.703(2)(f), Florida Statutes

December 2018

Table of Contents

Tables and Figures	iii
List of Acronyms	v
Executive Summary	1
Section 1. Florida Energy Efficiency and Conservation Act	5
1.1 FEECA History and Implementation.....	5
1.2 FEECA’s Influence on the Florida Energy Market.....	6
1.3 Recovery of Conservation Expenditures.....	9
Section 2. DSM Goal Setting	11
2.1 DSM Programs Cost-Effectiveness and Energy Savings.....	11
2.2 Summary of the 2014 DSM Goal Setting	12
2.3 Effect of Efficiency Standards on FEECA Utility DSM Programs	14
Section 3. FEECA Utility Goal Achievements	17
3.1 Assessing Goal Achievement.....	17
3.2 Low-Income Programs.....	19
3.3 Investor-Owned Utility Research & Development Programs.....	21
Section 4. Conservation Cost Recovery	25
4.1 Electric IOU Cost Recovery	25
4.2 Natural Gas Cost Recovery.....	27
Section 5. Educating Florida’s Consumers on Conservation	29
5.1 Commission Consumer Education Outreach	29
5.2 Related Websites.....	32
Appendix A. FEECA Utilities’ Conservation Programs	35
Appendix B. FEECA Utilities’ Conservation Program Descriptions	39

Tables and Figures

Tables

- 1. Energy Sales by Florida's FEECA Utilities in 2017 6
- 2. Florida's Electric Customers by Class and Consumption in 2017 7
- 3. Estimated Cumulative DSM Savings Since 1980..... 9
- 4. Summary of Cost-Effectiveness Methodologies..... 11
- 5. Commission-Approved DSM Goals 2015-2024..... 13
- 6. DSM Goals Compared to Annual (2017) Achievements..... 18
- 7. DSM Expenditures Recovered by IOUs 25
- 8. Residential Energy Conservation Cost Recovery Factors in 2019 27
- 9. DSM Expenditures Recovered by LDCs 27
- 10. Residential Natural Gas Conservation Cost Recovery Factors in 2019..... 28

Figures

- 1. Typical Florida Daily Electric Load Shapes 8
- 2. Annual DSM Expenditures Recovered by IOUs 26
- 3. Annual DSM Expenditures Recovered by LDCs 28

List of Acronyms

C/I	Commercial and Industrial (Customers)
Commission or FPSC	Florida Public Service Commission
DEF	Duke Energy Florida, LLC
DOE	U.S. Department of Energy
DSM	Demand-Side Management
ECCR	Energy Conservation Cost Recovery Clause
EV	Electric Vehicle
F.A.C.	Florida Administrative Code
FEECA	Florida Energy Efficiency and Conservation Act
FLBC	Florida Building Code
FPL	Florida Power & Light Company
FPUC	Florida Public Utilities Company
FRCC	Florida Reliability Coordinating Council
F.S.	Florida Statutes
GWh	Gigawatt-Hour
Gulf	Gulf Power Company
HVAC	Heating, Ventilation and Air Conditioning
HPWH	Heat Pump Water Heater
IOU	Investor-owned Utility
JEA	commonly known as Jacksonville Electric Authority
kWh	Kilowatt-Hour
LDC	Natural Gas Local Distribution Company
Load	Demand for Electricity
MMBtu	One Million British Thermal Units
MW	Megawatt
MWh	Megawatt-Hour
OUC	Orlando Utilities Commission
O&M	Operations and Maintenance
PGS	Peoples Gas Systems
RIM	Rate Impact Measure Test
TECO	Tampa Electric Company
TRC	Total Resource Cost Test

Executive Summary

Purpose

Reducing the growth of Florida's peak electric demand and energy consumption became a statutory objective in 1980, with the enactment of the Florida Energy Efficiency and Conservation Act (FEECA). The Florida Energy Efficiency and Conservation Act emphasizes four key areas: reducing the growth rates of weather-sensitive peak demand and electricity usage, increasing the efficiency of the production and use of electricity and natural gas, encouraging demand-side renewable energy systems, and conserving expensive resources, particularly petroleum fuels. Sections 366.82(2) and 366.82(6), F.S., require the Florida Public Service Commission (FPSC or Commission) to establish goals for the FEECA utilities and review the goals every five years, at minimum. The utilities are required to develop cost-effective demand-side management (DSM) plans that meet those goals and submit them to the Commission for approval.

The Commission is required by Section 366.82(10), F.S., to provide an annual report to the Florida Legislature and the Governor summarizing the adopted goals and the progress made toward achieving those goals. Similarly, Section 377.703(2)(f), F.S., requires the Commission to file information on electricity and natural gas energy conservation programs with the Department of Agriculture and Consumer Services. Pursuant to Section 366.82(10), F.S., this report on conservation results achieved by the FEECA utilities is due to the Florida Legislature and Governor by March 1, 2019. This report reviews the 2017 annual goal results for each of the seven FEECA electric utilities and fulfills these statutory obligations.

The seven electric utilities currently subject to FEECA are:

- Five Florida investor-owned utilities (IOUs), listed in order of sales
 - Florida Power & Light Company (FPL)
 - Duke Energy Florida, LLC (DEF)
 - Tampa Electric Company (TECO)
 - Gulf Power Company (Gulf)
 - Florida Public Utilities Company (FPUC)

- Two municipal utilities, listed in order of sales
 - JEA
 - Orlando Utilities Commission (OUC)

The Commission regulates the electric rates and energy conservation cost recovery of the five IOUs. In contrast, the Commission does not regulate the rates or conservation program costs of the two municipal utilities for which it sets DSM goals.

Report Layout

This report presents the FEECA utilities' progress towards achieving the Commission-established goals and the Commission's efforts in overseeing these conservation initiatives. This report details these efforts through the following five sections and appendices:

Section 1 provides a brief history of FEECA and a description of existing tools for increasing conservation throughout the State of Florida.

Section 2 discusses the most recent Commission-established goals set for the FEECA utilities.

Section 3 reviews the utilities' goal achievements and progress towards Low-Income and Research and Development programs.

Section 4 provides an overview of the associated program costs recovered through the Energy Conservation Cost Recovery Clause for 2017.

Section 5 discusses methods the Commission has used to educate consumers about conservation during the prior period, including a list of related web sites.

Appendices A and B provide a list of the currently-offered conservation programs and a description of each program's purpose.

Goal-Setting Process for the Current Period

On November 25, 2014, the Commission approved winter and summer peak demand and annual energy savings goals for the seven FEECA electric utilities beginning in 2015 through 2024. The approved goals were based on the Rate Impact Measure (RIM) cost-effectiveness test. This test was used to ensure that all ratepayers benefit from energy efficiency programs due to downward pressure on electric rates. The Commission identified fewer cost-effective energy efficiency programs as a result of more stringent building codes and appliance efficiency standards. The higher the current efficiency standards and codes, the less opportunity there is for utility-sponsored programs to be cost-effective. Additionally, reduced utility avoided costs, caused by relatively low natural gas prices, have resulted in fewer cost-effective programs. For these reasons, the 2014 approved DSM goals for the FEECA utilities were lower than the Commission-approved goals in 2009. The 2014 goal-setting process is discussed further in Section 2.

The November 2014 hearing also resulted in the Commission mandating that a focus be placed on energy efficiency for low-income consumers in its 2014 Goals Order. The Commission ordered, "When the FEECA utilities file their DSM implementation plans, each plan should address how the utilities will assist and educate their low-income customers, specifically with respect to the measures with a two-year or less payback."¹ Further discussion of the utilities' low-income programs can be found in Section 3.

Following the Commission's establishment of the goals in late 2014, the FEECA utilities filed DSM plans designed to meet the Commission's goals. In mid-2015, the Commission approved each DSM plan. Subsequently, in late 2015, the utilities filed program standards which provide details on how each program will be administered. At the end of 2015, the Commission approved

¹ Order No. PSC-14-0696-FOF-EU, Docket Nos. 130199-EI through 130205-EI, In re: Commission review of numeric conservation goals, issued December 16, 2014.

the program standards, and the utilities implemented the new programs in late 2015 and early 2016.

The Commission will next set goals for the FEECA electric utilities in 2019. The revised goals will cover the 2020-2029 time period. As a first step, the IOUs are in the process of conducting technical potential studies to assess the level of DSM savings that is achievable within their service territories. The FEECA utilities will work with Commission staff and other interested parties in preparation for a hearing, planned to take place in the second-half of 2019.

2017 Achievements and Related Program Costs

Since FEECA's inception, it is estimated that DSM programs offered by FEECA utilities have reduced summer peak demand by 7,863 megawatts (MW) and winter peak demand by 7,285 MW. During 2017, the Florida FEECA utilities offered 110 residential and commercial programs focused on demand reduction and energy conservation. In addition, FEECA electric utilities performed over 200,000 residential and commercial energy audits. Each FEECA utility's achievements toward the 2017 Commission-approved goals are detailed in Section 3.

The Commission has authority, by statute, to allow investor-owned utilities to recover prudently-incurred costs related to conservation.² The Commission has implemented this authority through the Energy Conservation Cost Recovery (ECCR) clause. The ECCR clause has been in existence since 1980. For 2017, Florida's investor-owned electric utilities recovered approximately \$313 million in conservation program expenditures.

Conclusion

The potential demand and energy savings from utility-sponsored DSM programs are affected by consumer education and behavior, building codes, and appliance efficiency standards. Consumer actions to implement energy efficiency measures outside of utility programs, as well as codes and efficiency standards, create a baseline for a new program's cost-effectiveness and reduce the potential incremental electric demand and energy savings available from utility-sponsored DSM programs.

Utilities design DSM programs to encourage conservation that exceeds levels set by current building codes and minimum efficiency standards. The level of realized savings from these types of programs is uncertain because it requires voluntary participation and, in some cases, changes in customer behavior. Because all customers pay for the utility conservation programs as a portion of their monthly utility bills, the Commission focuses on ensuring that all customers benefit from utility-sponsored DSM programs. The Commission also encourages customers to use energy efficiently through its customer education efforts. Overall, reducing Florida's electric demand and energy usage relies on customer education and participation in utility DSM programs, along with each individual's efforts to save electricity.

Conservation and renewable energy will continue to play an important role in Florida's energy future. The Commission is continuing its efforts to encourage cost-effective conservation that defers the need for new electric-generating capacity and reduces the use of fuel. These initiatives

² Section 366.82(11), F.S.

support a balanced mix of resources that reliably and cost-effectively meet the needs of Florida's ratepayers.

Section 1. Florida Energy Efficiency and Conservation Act

1.1 FEECA History and Implementation

The Florida Energy Efficiency and Conservation Act (FEECA), emphasizes four key areas: reducing the growth rates of weather-sensitive peak demand and electricity usage, increasing the efficiency of electricity and natural gas production and use, encouraging demand-side renewable energy systems, and conserving expensive resources, particularly petroleum fuels. Pursuant to FEECA, the Commission is required to establish conservation goals and the FEECA utilities must develop demand-side management (DSM) programs to meet those goals.

Originally, all electric utilities in Florida were subject to FEECA. In 1989, changes were made to the law limiting the requirement to electric utilities with more than 500 gigawatt-hours (GWh) of annual retail sales. At that time, 12 Florida utilities met this threshold requirement and their combined sales accounted for 94 percent of Florida's retail electricity sales. An additional change to the law encouraged cogeneration projects.

In 1996, the Florida Legislature raised the minimum retail sales threshold for municipal and cooperative electric utilities to 2,000 GWh. Retail sales for these utilities were measured as of July 1, 1993, and two municipal utilities met the threshold of the new law: JEA and OUC. In addition to these two utilities, all five Florida investor-owned electric utilities must comply with FEECA regardless of sales levels. No rural electric cooperatives are currently subject to FEECA.

The FEECA statute also allows the Commission to provide appropriate financial rewards and penalties to the utilities over which it has rate-setting authority. The Commission also has the authority to allow an IOU to receive an additional return on equity of up to 50 basis points for exceeding 20 percent of its annual load growth through energy efficiency and conservation measures. To date, the Commission has not awarded financial rewards or assessed penalties for any of the IOUs through FEECA. The Commission does not have rate-setting authority over JEA and OUC and therefore cannot assess financial penalties or provide financial rewards under FEECA.

Table 1 lists the seven FEECA utilities and shows their 2017 retail electricity sales and the percentage of total electricity sales by each utility. The table also includes the total energy sales for all non-FEECA utilities. Currently, the seven electric utilities that are subject to FEECA account for approximately 83.9 percent of all Florida energy sales.

Table 1

Energy Sales by Florida's FEECA Utilities in 2017

Florida's FEECA Utilities	Energy Sales GWh	Percent of Total Energy Sales
Florida Power & Light Company	108,871	46.6%
Duke Energy Florida, LLC	38,024	16.3%
Tampa Electric Company	19,187	8.2%
JEA	12,067	5.2%
Gulf Power Company	10,809	4.6%
Orlando Utilities Commission	6,568	2.8%
Florida Public Utilities Company	627	0.3%
FEECA Utilities' Total	196,153	83.9%
Non-FEECA Utilities' Total	37,567	16.1%
Total Statewide Energy Sales	233,720	100.0%

Source: Commission's "Statistics of the Florida Electric Utility Industry" (Table 26), October 2018.

Sections 366.82(2) and 366.82(6), F.S., require the Commission to set demand-side management (DSM) goals at least every five years for the seven electric utilities subject to FEECA. The Commission sets goals with respect to summer and winter electric-peak demand and annual energy savings over a ten-year period, with a re-evaluation every five years. Once goals are established, the seven FEECA utilities must submit DSM plans containing cost-effective programs intended to meet the goals for Commission approval.

In 2008, the Florida Legislature amended the FEECA statute, placing upon the Commission additional responsibilities when adopting conservation goals. These responsibilities included the consideration of the benefits and costs to program participants and ratepayers as a whole, as well as the need for energy efficiency incentives for customers and utilities. The Commission must also consider any costs imposed by state and federal regulations on greenhouse gas emissions.

1.2 FEECA's Influence on the Florida Energy Market

FEECA's mission is important to Florida's overall energy market. Florida's total electric consumption ranks among the highest in the country due to its sizeable population and climate-induced demand for cooling. When compared to the rest of the country, Florida's energy market is unique. The distinction is largely due to the state's climate, high proportion of residential customers, and the reliance on electricity for heating and cooling.

Florida is typically a summer-peaking state. On a typical summer day, the statewide demand for electricity can increase from approximately 18,000 MW to 34,000 MW over the span of hours.³ Additionally, 87.7 percent of Florida's electricity customers are residential, consuming approximately 52 percent of the electrical energy produced. In contrast, nationally, residential

³Electric IOU responses to Staff's First Data Request, re: 2018 Ten-Year Site Plan.

customers account for only 41 percent of total electric sales, while commercial customers represent 35 percent of electric consumption and industrial customers represent 23 percent.⁴ Table 2 shows the makeup of Florida's electric customers by class and consumption.

Table 2
Florida's Electric Customers by Class and Consumption in 2017

Customer Class	Number of Customers	Percent of Customers	Energy Sales (GWh)	Percent of Sales
Residential	9,397,810	87.7%	121,687	52.1%
Commercial	1,150,123	10.7%	84,617	36.2%
Industrial	28,381	0.3%	20,670	8.8%
Other*	143,089	1.3%	6,746	2.9%
Total	10,719,403	100.0%	233,720	100.0%

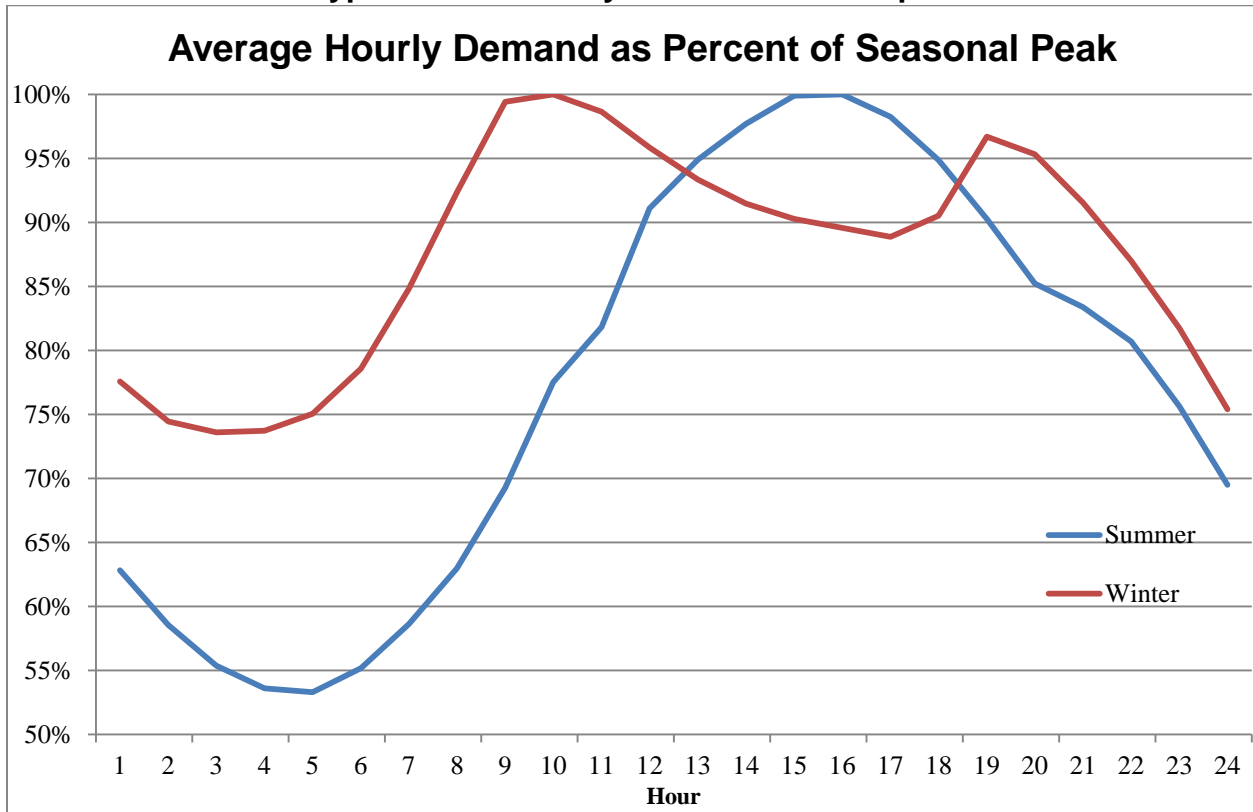
*Street and highway lighting, sales to public authorities, and interdepartmental sales.

Source: Commission's "Statistics of the Florida Electric Utility Industry" (Tables 26 and 33), October 2018.

Figure 1 shows the daily load curves for a typical Florida summer and winter day. In the summer, air-conditioning demand starts to increase in the morning and peaks in the early evening; a pattern which aligns with the sun's heating of buildings. In comparison, the winter load curve has two peaks—the largest in mid-morning, followed by a smaller peak in the late evening—which correspond to heating loads.

⁴As of July, 2018. <http://www.eia.gov/electricity/data.cfm#sales> Retail sales of electricity to ultimate consumers, annual, by sector by provider.

**Figure 1
Typical Florida Daily Electric Load Shapes**



Source: Electric IOU responses to Staff’s First Data Request, re: 2018 Ten-Year Site Plan.

Residential load patterns are rapidly shifting and have high peak-to-trough variation. In contrast, commercial or industrial loads demonstrate more consistency throughout the 24-hour day and experience fewer spikes in demand.

Utilities dispatch additional generating capacity throughout the day to follow the customer load patterns. Peaking generating units, which are dispatched during high peak demand periods of the day, are less fuel-efficient than baseload or intermediate generating units. Utility demand-side management programs play a role in reducing energy usage and shifting peak demand. Therefore, they reduce the need to dispatch relatively fuel-inefficient generating units.⁵ Over time, the need for additional generating capacity has grown in Florida, in large part due to population growth. In addition to providing fuel savings at existing generating units, utility-sponsored DSM programs and conservation efforts by individual consumers can avoid or defer the need for new electric generating capacity. Utility-sponsored DSM programs are funded by all ratepayers. Therefore, in order to meet FEECA requirements, the Commission and utilities must ensure that the DSM programs created to reap the benefits of reduced fuel usage and deferred generating capacity are cost-effective, i.e. less costly than generation. The Commission’s

⁵ Electric generating units typically are categorized as baseload, intermediate, or peaking. Aside from planned and forced outages, baseload units are scheduled to operate continuously. Intermediate units generate power to follow load for periods of time, but are not planned to operate nonstop. Peaking units supplement baseload and intermediate power, operating during high-demand, or peak, periods.

methodologies to determine the cost-effectiveness of demand-side management programs are explained in detail in Section 2.1.

FEECA has been successful in reducing the growth rates of weather-sensitive peak electric demand and conserving expensive fuel resources. Since its inception, FEECA utility-sponsored DSM programs have cumulatively saved 7,863 MW of summer peak demand and 7,285 MW of winter peak demand, referenced in Table 3. This reduction in peak demand has helped offset the use of peaking units that rely on expensive fuel sources and deferred new generating capacity. In 2017, FEECA DSM programs saved 210 gigawatt-hours (GWh), enough electricity to power approximately 15,583 homes for a year.⁶ In addition, some FEECA utilities have also implemented programs, such as community solar, which allows customers to voluntarily participate in the development of solar generation and other renewable options.

Table 3
Estimated Cumulative DSM Savings Since 1980

Savings	
Summer Peak Demand	7,863 MW
Winter Peak Demand	7,285 MW
Annual Energy Reduction	10,904 GWh

Source: Florida Reliability Coordinating Council Load and Resource Plan 2018, S-3, S-4, S-5.

Currently, the FEECA utilities provide 110 programs for residential, commercial, and industrial customers. Programs focus on either reducing energy use at a given moment, which shifts/reduces demand, or toward reducing overall energy consumption over a period of time. Utility-sponsored DSM programs are an important means of achieving demand and energy savings and these programs are designed to encourage customer conservation efforts.

Additionally, residential energy audits, required by Section 366.82(11), F.S., serve as an avenue to identify and evaluate conservation opportunities for customers and identify opportunities to implement many DSM and conservation programs. During 2017, Florida’s FEECA electric utilities performed 187,799 residential audits. Though FEECA does not require commercial energy audits, Florida’s FEECA electric utilities also performed 13,720 commercial energy audits in 2017.

1.3 Recovery of Conservation Expenditures

The IOUs are allowed by Commission Rule 25-17.015, F.A.C., to recover prudent and reasonable expenses for DSM programs through the Energy Conservation Cost Recovery (ECCR) clause. Such expenses may include administrative costs, equipment, and incentive payments. Before attempting to recover costs through the ECCR clause, a utility must prove that its DSM programs are cost-effective. Utilities must have Commission approval for any new programs or program modifications prior to seeking cost recovery.

⁶ Average Florida annual household kWh use is 13,476 kWh. Data from Forms EIA-861-schedules 4A-D, EIA-861S and EIA-861U. <https://www.eia.gov/tools/faqs/faq.php?id=97&t=3>

Commission Rule 25-17.015, F.A.C., also permits natural gas distribution companies (LDC) to seek recovery for costs related to Commission-approved conservation programs. Natural gas conservation programs have historically focused on providing rebates to residential customers that support the replacement of less efficient appliances with new, energy-efficient gas appliances. However, many LDCs have recently expanded their rebate programs to commercial customers.⁷

Each year, the Commission conducts financial audits of these expenses for both the electric IOUs and LDCs. A full evidentiary hearing is held annually to determine the following year's conservation cost recovery factor to be applied to customer bills. The Commission-approved 2019 conservation cost recovery factors are discussed further in Section 4.

⁷ Order No. PSC-14-0039-PAA-EG, Docket 130167-EG, In re: Petition for approval of natural gas energy conservation programs for commercial customers, by Associated Gas Distributors of Florida, issued January 14, 2014.

Section 2. DSM Goal Setting

2.1 DSM Programs Cost-Effectiveness and Energy Savings

Section 366.81, F.S., requires utility conservation programs to be cost-effective. This statutory requirement is codified in Rule 25-17.008, F.A.C. The rule identifies the cost-effectiveness methodologies to be used and requires that utilities provide cost and benefit information to the Commission when requesting to add or make changes or additions to an existing program. The Commission requires that utilities measure cost-effectiveness from three perspectives, the program participant, the utility's ratepayers, and society's overall cost for energy services. The Participants Test, the Rate Impact Measure (RIM) test, and the Total Resource Cost (TRC) test capture these viewpoints. FEECA utilities are required to provide cost-benefit analysis using the three tests when seeking to add a new program or make changes to an existing program. Table 4 summarizes the costs and benefits considered in the three Commission-approved cost-effectiveness methodologies.

Table 4
Summary of Cost-Effectiveness Methodologies

	Participants	RIM	TRC
Benefits			
Bill Reduction	X		
Incentives Received	X		
Avoided Generation (Capital and O&M)		X	X
Avoided Transmission (Capital and O&M)		X	X
Fuel savings		X	X
Costs			
Program Costs		X	X
Incentives Paid		X	
Lost Revenues		X	
Participant's Costs (Capital and O&M)	X		X

Participants Test

The Participants Test analyzes costs and benefits from a program participant's point of view and ignores the impact on the utility and other ratepayers not participating in the program. The Participants Test includes the up-front costs customers pay for equipment and costs to maintain this equipment. Benefits considered in the test include the incentives paid by utilities to the customers and the reduction in customer bills. Failure to demonstrate cost-effectiveness under this test would infer that rational customers would not elect to participate in this program.

Rate Impact Measure Test (RIM)

The RIM test is designed to ensure that all ratepayers, not just the program's participants, will benefit from a proposed DSM program. The RIM test includes the costs associated with incentive payments to participating customers and decreased revenues to the utility. DSM programs can reduce utility revenues due to reduced kWh sales and reduced demand. The

decreased utility revenues typically are recovered from the general body of ratepayers at the time of a rate case. A DSM program that passes the RIM test ensures that all customer rates are lower than rates would be without the DSM program.

Total Resource Cost Test (TRC)

The TRC test measures the overall economic efficiency of a DSM program from a social perspective. This test measures the net costs of a DSM program based on its total costs, including both the participants' and the utility's costs. Unlike the RIM test, customer incentives and decreased utility revenues are not included as costs in the TRC test. Instead, these factors are treated as transfer payments among ratepayers. Moreover, if appropriate, certain external costs and benefits such as environmental impacts may be taken into account. Because incentives and foregone revenues are not treated as "costs", electric rates for all customers tend to be higher for programs implemented solely using the TRC test to judge cost-effectiveness.

Ensuring Cost-Effectiveness

Ensuring utility-sponsored DSM programs remain cost-effective benefits the general body of electric ratepayers. These programs can reduce costs to ratepayers by postponing capital expenditures such as future power plant construction, and reducing current electrical generation costs, including fuel and variable operating and maintenance costs. DSM programs can also benefit customers by improving reliability.

When IOUs determine that their programs are no longer cost-effective, the utilities must petition the Commission for modification or discontinuation of the program. In many instances, programs may need to be modified due to the adoption of a more stringent appliance efficiency standard or building code. In contrast, if new efficiency measures become available that are cost-effective, the utility may petition the Commission for approval of a new program.

2.2 Summary of the 2014 DSM Goal Setting

The Commission set a schedule in 2013 to establish goals for electric FEECA utilities by December 2014. This action fulfilled the statutory requirement that DSM goals must be reviewed at least every five years. Subsequently, both FPUC and OUC independently filed petitions to use proxy methodologies to establish their goals and be excused from participating in the goals hearing. These utilities stated that costs associated with the hearing would represent a hardship to the companies and their ratepayers due to each company's small size. On August 4, 2013, the Commission approved FPUC and OUC's request and excused them from participating in the goals hearing.⁸

On July 21 and July 22, 2014, the Commission heard evidence from the remaining electric FEECA utilities, FPL, DEF, TECO, Gulf, JEA, and intervenors regarding the proposed DSM goals. Throughout the proceeding there were discussions regarding the FEECA utilities' numerical goals, payback/subsidization, consumer education, and solar initiatives. During the goal-setting process, the Commission also considered the costs and benefits of conservation programs. Costs are recovered from the general body of ratepayers, and affect both participant and non-participant customers.

⁸ Order No.PSC-13-0645-PAA-EU, Docket Nos. 130204-EM and 130205-EI, issued December 4, 2013.

The Commission reviewed the results of all three required cost-effectiveness tests during the hearing. Based on evidence from the DSM goal-setting proceeding on November 25, 2014, the Commission voted to approve goals based on a RIM cost-effectiveness analysis. By using the RIM test to establish goals, the Commission addressed concerns regarding subsidies between individuals who participate in DSM programs and those who do not, and ensured rates would remain the same or lower and that cross-subsidies would be minimized. The Commission also directed each utility to demonstrate in its DSM plan how it would make all customers, in particular low-income customers, aware of energy efficiency opportunities and utility DSM programs.

Established 2015-2024 Goals

The Commission issued the DSM Final Order, Order No. PSC-14-0696-FOF-EU, on December 16, 2014. The utilities subsequently filed DSM plans in March 2015 in accordance with Section 366.82(7), F.S., to meet the newly-set goals. The Commission reviewed and approved the utilities' DSM plans in August 2015. Around the same time, the FEECA utilities submitted their program standards for approval, providing detailed descriptions on the administrative approaches for each DSM program. Beginning in late 2015, the FEECA utilities started to phase out old programs and began implementing the modifications needed to reflect the approved DSM plans. This report covers the second full year of the utilities' DSM plans.

Table 5 shows each utility's Commission-approved summer demand, winter demand, and annual energy reduction goals for 2015-2024, established in Order No. PSC-14-0696-FOF-EU.⁹ A list of all programs provided by FEECA utilities and descriptions can be found in Appendices 1 and 2 of this report.

Table 5
Commission-Approved DSM Goals 2015-2024

Electric Utility	Summer Demand Goals (MW)	Winter Demand Goals (MW)	Annual Energy Goals (GWh)
FPL	526.1	324.2	526.3
DEF	259.1	419.3	195.0
TECO	56.3	78.3	144.3
Gulf	68.1	36.7	84.2
FPUC	1.3	0.4	2.0
OUC	5.0	8.4	13.0
JEA	10.8	9.7	25.8
Total	926.7	877.0	990.6

Source: Order No. PSC-14-0696-FOF-EU.

⁹ Order No. PSC-14-0696-FOF-EU, Docket Nos. 130199-EI through 130205-EI, In re: Commission review of numeric conservation goals, issued December 16, 2014.

The Commission will next set goals for the FEECA electric utilities in 2019. The revised goals will cover the 2020-2029 time period. Commission staff will work with the FEECA utilities and other interested parties in preparation for a hearing, planned to take place in August of 2019.

Peoples Gas System (PGS) is the only natural gas utility that meets the retail therm sales threshold for conservation goals under FEECA. In October 2018, PGS completed its technical potential study and filed a petition for approval of numeric goals for the period 2019-2028 and two audit programs.

2.3 Effect of Efficiency Standards on FEECA Utility DSM Programs

Federal efficiency standards and state building codes establish a baseline in assessing the cost-effectiveness of a potential DSM program. Currently, Florida utility DSM programs offer rebates and incentives for appliances that exceed federally established minimum efficiency standards. However, increases in federal efficiency standards, independent conservation efforts by consumers, and general conservation practices make it more challenging for utilities to achieve demand and energy savings through DSM programs. Moreover, participation rates in the utility programs are driven by the anticipated payback to the participating customer. While utility incentives tend to increase customers' "take rate" in conservation programs, electric rates are also a contributing factor in customers' decisions to invest in more efficient appliances. Thus, low or declining electric prices tend to reduce customer energy efficiency investments. This makes it crucial that the FEECA utilities frequently evaluate conservation programs to ensure that they remain cost-effective.

Since 2009, the cost-effectiveness of DSM measures has declined due to several factors outside of FEECA utilities' control. First, new federal efficiency standards and state building codes have become more stringent over time. These higher standards and codes decrease the number of cost-effective DSM measures that can be offered by the electric utilities. Second, natural gas is the primary fuel source for electricity generation in Florida. The average price of natural gas fell from \$8.86/MMBtu in 2008 to \$3.73/MMBtu in 2013, the most recent full year before the Commission established the 2015-2024 DSM goals.¹⁰ In turn, lower natural gas prices reduced utility avoided costs, making fewer programs pass cost-effectiveness testing.¹¹ Lower fuel prices can also impact customer participation in utility-sponsored DSM programs due to reduced monthly electric bills. As a result, customers could have less of an incentive to implement energy efficiency measures.

State Building Code

At the state level, the Florida Building Code is amended annually to incorporate interpretations and clarifications as well as to update efficiency standards. The Florida Building Commission updates the Florida Building Code with relevant new standards every three years. In 2017, the Florida Building Code (FLBC) was updated and became effective in December 2017. After review of the updated FLBC and the existing DSM programs, it was found that there was no impact on existing programs.

¹⁰ EIA Henry Hub Natural Gas Spot Price Annual Average <https://www.eia.gov/dnav/ng/hist/rngwhhdD.htm>

¹¹ Current gas prices have remained low at \$3.01/MMBtu as of August 15, 2018.
<https://www.eia.gov/naturalgas/weekly/>

Federal Government Standards

At the federal government level, the U.S. Department of Energy's (DOE) Building Technologies Office establishes minimum energy efficiency standards for more than 60 categories of appliances and other equipment. According to DOE, "Products covered by standards represent about 90 percent of home energy use, 60 percent of commercial building use, and 30 percent of industrial energy use."¹² From August 2016 to February 2018, DOE completed 66 rulemaking actions. During this period, the agency also completed 37 final rules, addressing 16 Conservation Standards and 21 Test Procedures.

DOE's 37 completed final rules from August 2016 through February 2018 included the following:

Conservation Standards

- Walk-in Coolers and Freezers
- Ceiling Fans
- General Service Lamps
- Dishwashers
- Central Air Conditioners and Heat Pumps

Test Procedures

- Commercial Compressors
- Central Air Conditioners and Heat Pumps
- Conventional Cooking Products
- Commercial Packaged Boilers
- Uninterruptible Power Supplies

The DOE also has 40 pending Energy Conservation Standards and Test Procedures being considered or in development. Some of the products being considered for Conservation Standards and Test Procedures include:

- Computer Room Air Conditioners
- Distribution Transformers
- Electric Motors
- Dedicated Outdoor Air Systems
- General Service Florescent Lamps

Further details can be found on the DOE Office of Energy Efficiency and Renewable Energy's buildings reports website at <http://energy.gov/eere/buildings/reports-and-publications>.

Federal standards that change the baseline requirements for a product may have a direct effect on DSM programs. If a federal standard change occurs, the utilities must file petitions modifying the program standards to account for the newly established baseline. Future changes to federal efficiency standards may impact the 2019 DSM goal-setting process and beyond.

¹² <http://energy.gov/eere/buildings/appliance-and-equipment-standards-program>.

Section 3. FEECA Utility Goal Achievements

3.1 Assessing Goal Achievement

Commission rules require separate goals be set for residential and C/I customers, assigning context to measuring goal achievement within these two primary customer categories. Each utility's achievements in these categories are also combined and compared against total goals.

Each FEECA utility must file an annual DSM report pursuant to Rule 25-17.0021, F.A.C., which summarizes demand savings, energy savings, and customer participation rates for each approved program. The report also includes the residential, C/I, and total energy efficiency achievements compared to the approved DSM goals. Each of the utility's 2017 DSM annual reports and prior year reports can be found on the Commission's website: <http://www.floridapsc.com/>.

Monitoring annual goal achievements enables the Commission to evaluate the effectiveness of each utility's programs. In addition to reviewing the utilities' annual DSM reports, staff may request additional information from the FEECA utilities on their demand and energy saving achievements. Staff's data requests can, for example, seek explanations of factors preventing the utilities from achieving projected participation levels. Each utility's DSM performance in 2017 is discussed below. The utility achievements have been compared to the annual goals established by the Commission in November 2014. Table 6 provides a breakdown of each utility's goal achievements for the period.

FPL

FPL met its 2017 total goals and all individual customer class goals.

DEF

DEF met its 2017 total goals and all individual customer class goals.

TECO

TECO met its 2017 total goals and all individual customer class goals.

FPUC

Overall, FPUC met its 2017 total and residential goals; however, it did not meet any of its C/I customer class goals. FPUC had no participants in its commercial rebate programs, resulting in no energy savings.

Table 6

DSM Goals Compared to Annual (2017) Achievements

Utility	Winter (MW)		Summer (MW)		Annual (GWh)	
	Goals	Achieved Reduction	Goals	Achieved Reduction	Goals	Achieved Reduction
FPL*						
Residential	16.0	17.6	25.9	26.2	22.8	23.6
Commercial/Industrial	14.9	21.9	24.9	35.8	24.7	47.7
Total	30.9	39.6	50.8	62.0	47.5	71.4
DEF						
Residential	49.0	54.0	22.0	31.0	21.0	46.0
Commercial/Industrial	6.0	26.0	11.0	52.0	12.0	35.0
Total	54.0	81.0	33.0	82.0	33.0	82.0
TECO						
Residential	5.2	6.9	2.2	4.7	4.8	14.9
Commercial/Industrial	1.6	9.2	2.7	10.4	8.0	30.2
Total	6.8	16.1	4.9	15.1	12.8	45.2
Gulf						
Residential	2.30	3.16	4.10	4.14	4.20	4.79
Commercial/Industrial	0.10	0.00	0.50	0.12	1.50	0.30
Total	2.40	3.16	4.60	4.26	5.70	5.09
FPUC						
Residential	0.02	0.25	0.06	0.44	0.04	0.85
Commercial/Industrial	0.01	0.00	0.03	0.00	0.09	0.00
Total	0.03	0.25	0.09	0.44	0.13	0.85
JEA						
Residential	2.88	2.19	2.82	3.24	7.50	7.40
Commercial/Industrial	0.02	0.02	0.42	1.12	0.24	3.13
Total	2.90	2.20	3.24	4.36	7.74	10.50
OUC						
Residential	0.12	0.31	0.12	0.42	0.45	0.83
Commercial/Industrial	0.70	4.44	0.30	5.04	0.66	31.01
Total	0.82	4.76	0.42	5.45	1.11	31.83

*Bold numbers indicate the utility did not meet its annual goals within that category.

Source: FEECA utility demand-side management annual reports.

Gulf

Gulf met all of its 2017 Residential customer class goals and its total Winter Peak goal. Gulf did not meet its C/I customer class goals nor its total energy savings goal.¹³ C/I programs, including incentive levels and customer participation, will be reviewed during the 2019 goal-setting process.

JEA

JEA met its 2017 total savings goal. However, the company missed its total Residential customer class goal, Winter Peak Residential and C/I, and total Winter Peak goal. The company missed participation goals for two of its Residential programs, resulting in lower-than-projected savings.

OUC

OUC met its 2017 total goals and all individual customer class goals.

3.2 Low-Income Programs

The 2014 Commission DSM Goals Order states, “When the FEECA utilities file their DSM implementation plans, each plan should address how the utilities will assist and educate their low-income customers, specifically with respect to the measures with a two-year or less payback.”¹⁴ In accordance with this order, each FEECA utility has implemented programs within its DSM plan that address low-income conservation. Low-income customer participation in energy conservation programs furthers the intent of FEECA by encouraging potential demand and energy reduction in the State of Florida. Customers that participate in these programs benefit through increased knowledge of conservation opportunities and through rebates on energy saving equipment, resulting in potential bill reduction.

Low-income programs mainly focus on efforts to provide energy efficiency information, weatherization opportunities and the installation of energy efficient appliances to residential homes. In many cases, the utilities have established partnerships with government and non-profit agencies. They work together to help identify low-income neighborhoods and distribute information and educate customers on conservation opportunities through energy audits, bill inserts, presentations, and other measures.

All of the FEECA utilities submitted programs in 2015 in their DSM plans highlighting how they reach and encourage qualifying customers. Each FEECA utility’s conservation efforts with respect to low-income customers during 2017 are discussed below.

¹³ In its 2017 Annual FEECA Program Progress Report filed with the Commission, Gulf reported savings in its C/I Custom Incentive Program stemming from the installation of a lighting changeout project by one customer. Gulf did not issue an incentive as the project was not cost-effective; however, the customer completed the project. The inclusion of savings from this project causes Gulf to meet or exceed its C/I goals. However, because the project was not cost-effective and Gulf did not properly issue an incentive per the program participation standards, savings should not be counted toward Gulf’s goals. Gulf’s actions met the intent of FEECA to inform customers of energy conservation opportunities.

¹⁴ Order No. PSC-14-0696-FOF-EU, Docket Nos. 130199-EI through 130205-EI, In re: Commission review of numeric conservation goals, issued December 16, 2014.

FPL

FPL promotes energy-efficiency education targeted at low-income customers. FPL states that its energy audit, the Residential Energy Survey, is available to all customers and is a way to identify energy-saving opportunities at no cost to the customer. In 2017, FPL continued to enhance the Energy Retrofit sector of its Residential Low-Income Program. Changes included proactive outreach to customers in designated low-income zip codes to offer retrofit services. It also allowed Field Service Representatives the ability to perform retrofits in designated low-income zip codes during energy surveys. These enhancements helped the program more than double the participation results in 2017.

DEF

DEF offers information to its customers about energy conservation programs through bill inserts, the company's website, and community outreach efforts. In 2017, DEF filed a request for modifications to eligibility requirements for the Low Income Weatherization Assistance Program. The modifications helped align the program eligibility criteria with the organizations and agencies that provide weatherization assistance. These changes were approved by the Commission in April 2017. DEF also changed its process for selecting neighborhoods for the Neighborhood Energy Saver program. DEF began to target neighborhoods with higher concentrations of single family homes that would benefit from insulation, duct repair, and HVAC tune-ups.

TECO

TECO utilizes a multi-pronged approach of communication and education to reach out to low-income customers. TECO performs door-to-door advertising, participates in local community events and fairs, and works with Senior Outreach and Elder Affairs Centers to promote, educate, and advise on energy efficiency. In 2017, TECO added several new communication avenues, largely in social media, to assist in creating awareness of the company's conservation programs. TECO continues to grow its customer awareness by focusing on increasing participation in energy education and awareness events.

Gulf

Gulf provides energy conservation installations at no cost to low-income families through its Community Energy Saver Program. Gulf offers home energy audits, through which company representatives provide advice on opportunities to lower electricity consumption. Gulf also presents energy efficiency advice, as appropriate, when customers call or visit, as well as through access to its website. In addition, Gulf also partners with the Salvation Army to provide instructor-led "energy education" sessions, as a part of its financial literacy training. Gulf states that it received positive feedback from the Salvation Army and from customers participating in the program and is currently in the process of expanding the partnership to increase the number of participants.

FPUC

FPUC continues to ensure that low-income customers are aware of and have access to conservation programs. Offerings include home energy audits, contractor training, and educational materials for low-income customers. FPUC works with existing weatherization organizations to increase awareness and encourage participation in FPUC's DSM programs and

continues to coordinate community events to promote energy-saving techniques to low-income customers.

JEA

JEA maintains its focus on low-income customers through its Neighborhood Energy Efficiency Program. This program provides the installation of conservation products and provides energy education packets that give customers energy saving ideas and information about JEA's other DSM programs, as well as community conservation programs.

OUC

OUC offers education and direct installation of energy-efficiency measures at no cost to income-qualified customers through its Residential Efficiency Delivered Program. OUC markets its programs and services through its monthly "Connections" customer newsletter, bill stuffers, online and print advertising, and radio and TV spots. OUC participates in more than 150 community events every year, including the City of Orlando's Neighborhood and Community Summit, which includes more than 300 neighborhood associations. OUC uses these opportunities to provide information on conservation programs, services and rebates, payment options, as well as energy-efficiency tips.

3.3 Investor-Owned Utility Research & Development Programs

In addition to specific DSM programs that provide measurable energy savings, the five electric IOUs conduct conservation research and development initiatives to evaluate emerging DSM opportunities. In these programs, Florida's electric IOUs often partner with universities or established industry research organizations. With the constant arrival of new electricity-consuming products and new technologies, research and development by Florida's IOUs creates a unique opportunity to identify emergent opportunities to conserve electricity. The recent initiatives undertaken by the IOUs are discussed below.

FPL

FPL's Conservation Research and Development (CRD) program features many ongoing projects that are conducted in both laboratory and field settings. FPL partners with the Florida Solar Energy Center and engineering departments of several Florida universities in its CRD projects. Additionally, the company participates in relevant co-funded projects through the DOE and the Electric Power Research Institute (EPRI).

In 2017, FPL completed research on the CO₂ water heating heat pump. The study focused on testing a heat pump water heater (HPWH) using commercially-available carbon dioxide as the refrigerant. The study found that the carbon dioxide HPWH system could be expected to provide high-efficiency water heating and provide greater energy savings and demand reduction than a conventional HPWH. However, higher up-front costs could prevent the adoption of these systems. With these results in hand, further research is to be conducted to confirm savings and investigate whole-building impacts of these systems to provide a complete comparison.

DEF

In 2017, DEF continued to investigate emerging DSM technologies that could be used to enhance current DSM programs as well as develop new programs. DEF continued its research on CTA-2045 Technology, a port that enables connected appliances to receive and execute commands and its potential for energy conservation programs. DEF has also continued its partnership with the University of South Florida, testing integrated advanced control algorithms for commercial buildings and the benefits of energy storage technologies for renewable energy sources. DEF is also participating in a project with EPRI to study the potential of using customer DSM to compensate for variable loads and intermittent renewable generation sources.

TECO

TECO's Research and Development Program explores potential areas to benefit from energy conservation. The company is currently researching initiatives in electric vehicle (EV) impacts, small to mid-size commercial battery storage, commercial low-income weatherization, and the inclusion of HPWH as an electric thermal storage device. The research completed in these areas will help reveal cost-effectiveness, potential load-shifting, and opportunities for new conservation programs.

One of the company's newer programs, TECO's EV Energy Education Program has completed the initial implementation plan. This includes the installation of the first EV charger and the inclusion of EVs in the schools' leased vehicle agreements. Full classroom deployment of the program will begin in the 2018-2019 school year.

Gulf

In August 2018, Gulf provided its final report on its Energy Smart Rate Pilot to the Commission. The pilot provided interested residential customers with a smart thermostat and special Time-of-Use rate to help manage their energy usage. The program also allowed Gulf to control customers' air conditioning or electric heating usage during "critical peak" periods in exchange for a \$5 bill credit. Gulf was able to reduce demand by up to 1.2 kW per customer during load control events and up to 0.2 kW otherwise. Participants' bills decreased an average of 7 percent over the full year (October 2016-September 2017). Of 300 participants, 75 percent were somewhat satisfied or very satisfied with the program overall. Customers particularly liked the ease of using the thermostat and Ecobee app. However, bill savings did not meet customers' initial expectations.

Gulf is also conducting two projects that revolve around the Tesla Powerwall, a rechargeable energy storage product designed for home use. The Tesla Powerwall Demand Response project investigates its ability to improve the effectiveness of current DSM programs, specifically its impact on load-shifting and peak reduction. The Tesla Powerwall Demand Photovoltaic Project evaluates the impact of solar shifting and solar smoothing, and how battery storage may be able to overcome the typical shortcomings of grid-tied solar photovoltaics. Other projects include the Domestic Hot Water Analysis and the Eaton Smart Breaker Test.

FPUC

In 2017, FPUC continued its Distributed Battery Technology Pilot program. This research explores the impacts battery technology has on FPUC's electrical system and how this may provide future benefits to customers. Development of the pilot was completed in August 2017

and FPUC has identified two customers that meet the criteria for the pilot program. The pilot program is set to be initiated in the second half of 2018.

Section 4. Conservation Cost Recovery

IOUs are allowed, by statute, to recover prudent and reasonable expenses for DSM programs approved by the Commission through the ECCR clause. These expenses include administrative costs, equipment, and incentive payments. Before attempting to recover costs through the ECCR clause, a utility must prove that its DSM programs are cost-effective and benefit the general body of ratepayers.

4.1 Electric IOU Cost Recovery

From 2007 through 2014, electric utility expenditures to fund conservation programs grew due to additions and modifications of these programs. However, costs recovered from customers through the ECCR have declined for most IOUs, due to DSM program modifications designed to meet the Commission's revised goals. Table 7 shows the annual DSM expenditures recovered by Florida's IOUs from 2007-2017.

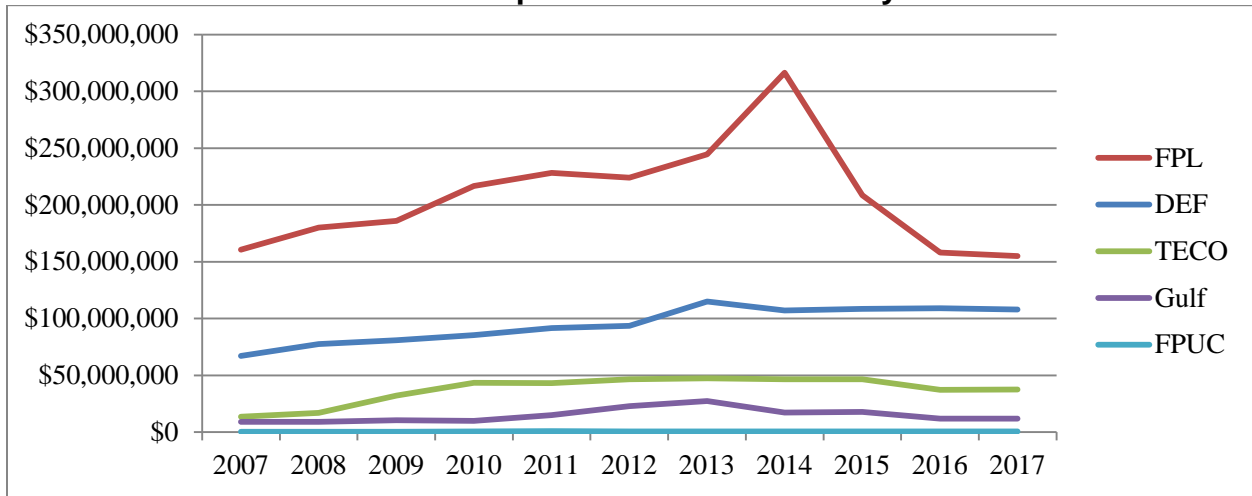
Table 7
DSM Expenditures Recovered by IOUs

	FPL	DEF	TECO	Gulf	FPUC	Total
2007	\$160,749,639	\$67,109,875	\$13,652,585	\$9,107,192	\$515,022	\$251,134,253
2008	\$180,016,994	\$77,593,960	\$16,989,411	\$9,257,740	\$534,350	\$284,392,455
2009	\$186,051,381	\$80,954,071	\$32,243,315	\$10,576,197	\$540,433	\$310,365,397
2010	\$216,568,331	\$85,354,924	\$43,371,442	\$9,859,407	\$693,331	\$355,847,435
2011	\$228,293,640	\$91,738,039	\$43,349,092	\$15,003,596	\$954,297	\$379,338,664
2012	\$224,033,738	\$93,728,110	\$46,593,831	\$22,885,826	\$695,235	\$387,936,740
2013	\$244,443,534	\$115,035,455	\$47,502,652	\$27,431,962	\$806,698	\$435,220,301
2014	\$316,311,166	\$107,033,335	\$46,620,508	\$17,412,618	\$772,612	\$488,150,239
2015	\$208,643,788	\$108,455,141	\$46,516,401	\$17,961,885	\$718,616	\$382,295,831
2016	\$158,174,787	\$109,155,438	\$37,242,148	\$11,915,459	\$687,590	\$317,175,422
2017	\$154,916,595	\$107,890,962	\$37,585,598	\$11,854,558	\$640,996	\$312,888,709
Total						\$3,904,745,446

Source: Docket Nos. 20080002-EG through 20180002-EG, Schedules CT-2 from the IOUs' May testimony.

Figure 2 shows the trends in annual DSM expenditures for the five electric IOUs from 2006 to 2017.

Figure 2
Annual DSM Expenditures Recovered by IOUs



Source: Docket Nos. 20070002-EG through 20180002-EG, Schedules CT-2 from the IOUs' May testimony.

*FPL's 2014 recovery included a one-time \$56.3 million capacity payment to Solid Waste Authority of Palm Beach County.

During the annual ECCR clause proceedings, the Commission approves the energy conservation cost recovery factors, by customer class, which each utility will apply to the energy and demand portions of customer bills. These factors are set using each IOUs estimated conservation costs for the next year and reconciliation for any actual conservation cost over- or under-recovery associated with the current and prior years.

In November 2018, the Commission set the ECCR factors for the 2019 billing cycle. Table 8 illustrates the five IOUs' conservation cost recovery factors for residential customers' monthly bills. For illustrative purposes, these factors are applied to a typical monthly residential bill based on a 1,000 kilowatt-hour (kWh) per month energy usage.

Table 8
Residential Energy Conservation Cost Recovery Factors in 2019

Utility*	ECCR Factor (cents per kWh)	Monthly Bill Impact (Based on 1,000 kWh)
FPL	0.150	\$1.50
DEF	0.297	\$2.97
TECO	0.321	\$3.21
Gulf	0.125	\$1.25
FPUC	0.097	\$0.97

* While JEA and OUC fall under the FEECA Statute, the Commission does not regulate electric rates for municipal utilities. Thus, they do not appear in this table.

Source: Order No. PSC-2018-0562-FOF-EG, Docket No. 20180002-EG.

4.2 Natural Gas Cost Recovery

Commission Rule 25-17.015, F.A.C., also allows for recovery of costs attributed to natural gas conservation programs. Like the electric IOUs, the Commission also audits expenditures requested for recovery on a yearly basis and adjusts the cost recovery factors appropriately. Table 9 shows the amount each LDC recovered in natural gas conservation program expenditures from 2007-2017.

Table 9
DSM Expenditures Recovered by LDCs

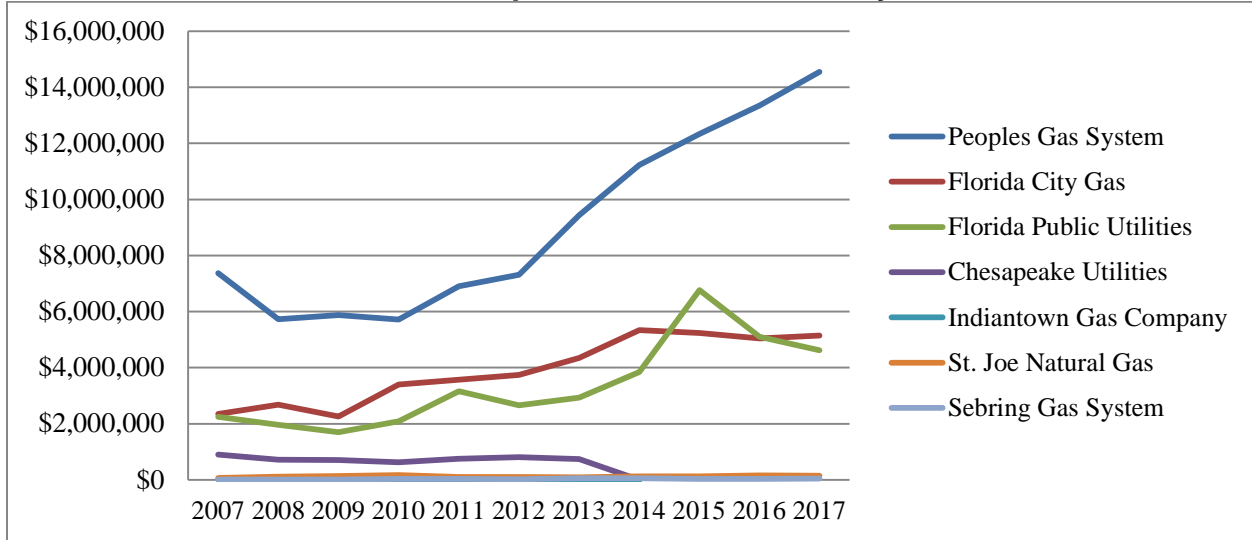
	Peoples Gas System	Florida City Gas	Florida Public Utilities	Chesapeake Utilities	Indiantown Gas Company	St. Joe Natural Gas	Sebring Gas System	Total
2007	\$7,367,135	\$2,345,976	\$2,249,573	\$906,159	\$15,563	\$73,171	\$12,344	\$12,969,921
2008	\$5,730,116	\$2,678,650	\$1,962,670	\$714,243	\$11,970	\$116,975	\$6,816	\$11,221,440
2009	\$5,880,890	\$2,254,121	\$1,702,041	\$710,850	\$21,682	\$137,675	\$11,926	\$10,719,185
2010	\$5,721,003	\$3,404,142	\$2,084,724	\$627,734	\$8,733	\$170,374	\$37,283	\$12,053,993
2011	\$6,906,668	\$3,573,513	\$3,163,050	\$755,779	\$11,357	\$106,300	\$34,640	\$14,551,307
2012	\$7,314,940	\$3,743,811	\$2,655,654	\$806,747	\$5,238	\$102,425	\$25,090	\$14,653,905
2013	\$9,432,551	\$4,342,603	\$2,935,140	\$742,412	\$10,222	\$96,575	\$53,967	\$17,613,470
2014	\$11,229,211	\$5,343,191	\$3,844,386	*	*	\$128,000	\$58,382	\$20,603,170
2015	\$12,335,245	\$5,240,383	\$6,768,175			\$123,400	\$33,563	\$24,500,766
2016	\$13,345,716	\$5,037,863	\$5,098,245			\$156,250	\$36,801	\$23,674,875
2017	\$14,543,555	\$5,149,573	\$4,617,501			\$144,900	\$42,237	\$24,497,766
Total								

Source: Docket Nos. 20080004-GU through 20180004-GU, Schedules CT-2 from LDCs' May testimony.

*Spending combined with Florida Public Utilities Company via Order No. PSC-14-0655-FOF-GU in Docket No. 20140004-GU.

Figure 3 shows the trends in annual conservation expenditures for all LDCs from 2007 to 2017. In 2013, the Commission approved the LDCs' Commercial Conservation programs, resulting in additional overall conservation expenditures.¹⁵

Figure 3
Annual DSM Expenditures Recovered by LDCs



Source: Docket Nos. 070002-EG through 20180002-EG, Schedules CT-2 from the IOUs' May testimony.

In November 2018, the Commission set the natural gas LDC conservation cost recovery factors for the 2019 billing cycle. Table 10 provides the LDCs' conservation cost recovery factors for 2019 and the impact on a typical residential customer's bill using 20 therms of natural gas per month.

Table 10
Residential Natural Gas Conservation Cost Recovery Factors in 2019

Utility	Cost Recovery Factor (Cents per Therm)	Monthly Bill Impact (Based on 20 Therms)
Peoples Gas System	10.655	\$2.13
Florida City Gas	19.799	\$3.96
Florida Public Utilities	7.369	\$1.47
Chesapeake Utilities	18.507	\$3.70
Indiantown Gas Company	7.277	\$1.46
St. Joe Natural Gas	43.076	\$8.62
Sebring Gas System	22.268	\$4.45

Source: Order No. PSC-2018-0563-FOF-GU, Docket 20180004-GU.

¹⁵ Order No. PSC-14-0039-PAA-EG

Section 5. Educating Florida’s Consumers on Conservation

5.1 Commission Consumer Education Outreach

While the Commission has statutory authority to require conservation efforts by regulated utilities, as part of the agency’s outreach program, the Commission complements utility efforts with its own conservation-related activities. To effectively reach as many consumers as possible, the Commission’s consumer education program uses a variety of platforms to share conservation information, including the Commission website, public events, brochures, press releases, e-newsletters, and Twitter. Conservation information is also available through other governmental and utility websites. Section 5.2 lists related websites for state and federal agencies, investor-owned electric utilities, and local gas distribution companies to further assist consumers. Most of the data in this section covers October 2017 through September 2018.

Triple E Award

Each quarter, the Commission recognizes a small business for implementing Commission-approved, cost-effective conservation programs. Covering the state’s five major geographic areas, the Commission presents its Triple E Award, for Energy Efficiency Efforts, to a local business that has accomplished superior energy efficiency by working with its local utility to help reduce its energy footprint. Triple E Award recipients receive an award plaque and are featured under Hot Topics on the homepage, www.FloridaPSC.com. A statewide press release recognizing the recipient is also issued and highlighted on Twitter, @floridapsc.

Website Outreach Resources

An assortment of information is available on the Commission website to help consumers save energy. According to Google Analytics, website page views for October 1, 2017 through September 4, 2018 totaled almost 1.2 million. Requests for permission to use the Commission’s Conservation House, highlighted on the homepage, have come from the U.S. and also overseas. Its interactive design illustrates energy saving strategies for both inside and outside the home.

The Commission also offers several energy conservation brochures to help consumers save energy. Brochures can be accessed and printed directly from the website, ordered online, or requested by mail or phone. From October 2017 through September 2018, almost 53,000 brochures were mailed by request.

Newsletters

The Commission’s quarterly *Consumer Connection Newsletter* features current energy and water conservation topics, consumer tips, and general Commission information. Consumer tips highlighted through video and text during the reporting period include *Holiday Energy-Saving Gifts*, *Who is the PSC?*, and *Commissioner Donald Polmann Talks Conservation to Students*. The newsletter can be accessed under Consumer Corner on the Commission’s homepage or by subscribing [online](#), and it’s also distributed on Twitter, @floridapsc.

National Consumer Protection Week

National Consumer Protection Week (NCPW), highlighting consumer protection and education efforts, was important to the Commission's 2018 conservation education efforts. Chairman Art Graham recognized the 20th Annual NCPW (March 4-10, 2018), with an emphasis on education and awareness about utility services and avoiding scams. During NCPW, Chairman Graham announced how the PSC has been protecting consumers for more than 130 years and encouraged consumers to contact the Commission for utility information or assistance if needed. The Commission keeps consumers informed year-round through awareness and education, free resources, and hearings, meetings and workshops. Also during the week, the Commission made presentations to consumers statewide showing them how to save money through energy and water conservation and how to avoid scams.

Older Americans Month

Each May, the Commission participates in *Older Americans Month*, a national project to honor and recognize older Americans for their contributions to families, communities, and society. *Engage at Every Age* was this year's theme. The Commission hosted educational sessions on ways to conserve energy and water, and on strategies to prevent becoming a victim of fraud at senior communities in Palm Beach, Leon and Hillsborough Counties. The Commission also distributed brochures and publications at the Jacksonville Expo during the month.

Energy Awareness Month

Each October, the U.S. Department of Energy (DOE) sponsors National Energy Awareness Month to promote smart energy choices and highlight economic and job growth, environmental protection, and increased energy independence. The Commission highlights Energy Awareness Month annually through press releases and energy conservation awareness events.

Community Events

FPSC Commissioners are active in communities around the state and regularly present energy conservation information to students at area schools, seniors and low-income residents at local community centers, and county and city businesses at meetings or other events.

Through ongoing partnerships with governmental entities, consumer groups, and many other service organizations, the Commission regularly distributes energy and water conservation materials. The Commission also actively seeks new community events, venues, and opportunities where conservation materials can be distributed and discussed with consumers. Events where conservation information was shared during October 2017 through September 2018 include:

- Senior Day at the Capitol
- Active Living Expo
- Low-income/Affordable Housing in Gadsden County
 - Triple Oaks Apartments
 - Omega Villas Apartments
 - Vanguard Village Apartments
- Jacksonville Senior Expo
- Florida Department of Agriculture and Consumer Services' Consumer Protection Fair – Pensacola

- Florida Department of Agriculture and Consumer Services' Consumer Protection Fair – Altamonte Springs
- Florida Department of Agriculture and Consumer Services' Consumer Protection Fair – Ocala
- Florida Department of Agriculture and Consumer Services' Consumer Protection Fair – Tallahassee
- Fran Carlton Center
- 35th Annual Florida Children's Day – Florida Museum of History
- Lunch and Learn – Miccosukee Community Center
- Gadsden County Senior Center
- Tampa Housing Authority – J. L. Young Garden Apartments
- The Oaks at Riverview
- Lunch and Learn – Woodville Senior Center
- Washington County Council on Aging
- Advent Christian Village Health and Wellness Fair – Suwannee County
- Lunch and Learn – Ft. Braden Community Center
- Earth Day – Museum of Florida History
- Washington Council on Aging – 2018 Senior Citizen Expo
- Boynton Beach Senior Center
- Volen Center
- Lunch and Learn – Lake Jackson
- Tampa Baptist
- Brandon Senior Center
- Ruskin Center
- 2018 Elder Abuse and Fraud Prevention Summit
- Lunch and Learn – Chaires Community Center
- 40th Anniversary Celebration – Tallahassee Senior Center
- Florida Department of Agriculture and Consumer Services' Consumer Protection Fair – The Villages
- Central Citrus Community Center
- CARES Rao Musunuru, M.D. Enrichment Center
- Louis Dinah Senior Center
- Mary L. Singleton Senior Center
- Woodville Community Center

Hearings and Customer Meetings

As an ongoing outreach initiative, the Commission supplies conservation brochures to consumers at Commission hearings and customer meetings across the state. Consumers who file a complaint with the Commission about high electric or natural gas bills also receive conservation information.

Library Outreach Campaign

Each August, the Commission provides educational packets, including conservation materials, to Florida public libraries across the state for consumer distribution. The Commission's Library Outreach Campaign reached 600 state public libraries and branches in 2018. To reduce mailing

and production costs, the Commission sends the materials via a CD that includes a print-ready copy of brochures for easy reproduction. Following the Campaign, many libraries' requests for additional publications are filled.

Media Outreach

News releases are posted to the website and distributed via email and Twitter on major Commission decisions, meetings, and public events. The Office of Consumer Assistance & Outreach also issues news releases urging conservation. For instance, in March, the Commission highlighted the federal government's *Fix a Leak Week* and offered easy repairs to save valuable water and money. And in April, water conservation month was recognized. For May's National Drinking Water Week, the PSC reminded consumers to conserve water and also issued a release for Older Americans Month on how seniors can learn to save money on their utility bills and how to avoid utility-related scams.

Youth Education

The Commission emphasizes conservation education for Florida's young consumers. During 2017 and 2018, the Commission continued to produce its student resource booklet, *Get Wise and Conserve Florida!* to teach children about energy and water conservation. The booklet is distributed to all public libraries through the Library Outreach Program and is available at all Commission outreach events. The student resource booklet is also a favorite at senior events.

5.2 Related Websites

State Agencies and Organizations

Florida Public Service Commission – <http://www.floridapsc.com/>

Florida Department of Environmental Protection – <http://www.dep.state.fl.us>

The Office of Energy – <http://www.freshfromflorida.com/Divisions-Offices/Energy>

Florida Solar Energy Center – <http://www.fsec.ucf.edu/>

Florida Weatherization Assistance – <http://floridajobs.org/community-planning-and-development/community-services/weatherization-assistance-program>

Florida's Local Weatherization Agencies List – <http://floridajobs.org/community-planning-and-development/community-services/weatherization-assistance-program/contact-your-local-weatherization-office-for-help>

U.S. Agencies and National Organizations

U.S. ENERGY STAR Program – <http://www.energystar.gov/>

U.S. Department of Energy – Energy Efficiency and Renewable Energy Information - <http://www.eere.energy.gov/>

National Energy Foundation – <https://nef1.org/>

Florida's Electric Utilities Subject to FEECA

Florida Power & Light Company – <http://www.fpl.com/>

Duke Energy Florida, LLC – <http://www.duke-energy.com/>

Tampa Electric Company – <http://www.tampaelectric.com/>

Gulf Power Company – <http://www.gulfpower.com/>

Florida Public Utilities Company – <http://www.fpuc.com/>

JEA – <http://www.jea.com/>

Orlando Utilities Commission – <http://www.ouc.com/>

Florida's Investor-Owned Natural Gas Utilities

Florida City Gas – <http://www.floridacitygas.com/>

Florida Division of Chesapeake Utilities – <http://www.chpk.com/companies/chesapeake-utilities/>

Florida Public Utilities Company – <http://www.fpuc.com/>

Florida Public Utilities Company – Ft. Meade Div. – <http://www.fpuc.com/fortmeade/>

Florida Public Utilities Company – Indiantown Div. – <http://www.fpuc.com/about/fpufamily/>

Peoples Gas System – <http://www.peoplesgas.com/>

Sebring Gas System – <http://www.sebringgas.com/>

St. Joe Natural Gas Company – <http://www.stjoenaturalgas.com/>

Appendix A. FEECA Utilities' Conservation Programs

IOUs

Florida Power & Light Company https://www.fpl.com/save/programs-and-resources.html	
Residential Programs	Residential Home Energy Survey Residential Ceiling Insulation Residential Air Conditioning Residential New Construction (BuildSmart) Residential Low-Income Residential Load Management (On Call)
Commercial/Industrial Programs	Business Energy Evaluation Business Lighting Business Heating, Ventilating, and Air Conditioning (HVAC) Business Custom Incentive Business On Call Commercial/Industrial Load Control (CILC) Commercial/Industrial Demand Reduction (CDR)
Other	Conservation Research and Development (CRD) Cogeneration & Small Power Production

Duke Energy Florida, LLC https://www.duke-energy.com/home/savings	
Residential Programs	Home Energy Check Residential Incentive Low-Income Weatherization Assistance Program Neighborhood Energy Saver Residential Energy Management
Commercial/Industrial Programs	Business Energy Check Commercial Energy Management Better Business Florida Custom Incentive Standby Generation Interruptible Service Curtaillable Service
Other	Technology Development Qualifying Facility

Tampa Electric Company http://www.tampaelectric.com/residential/saveenergy/ http://www.tampaelectric.com/business/saveenergy/	
Residential Programs	Residential Energy Audits Residential Ceiling Insulation Residential Duct Repair Residential Electronically Commutated Motors (ECM) Energy Education, Awareness, and Agency Outreach ENERGY STAR Multi-Family ENERGY STAR for New Homes Residential Heating and Cooling Neighborhood Weatherization (Low-Income) Residential Price Responsive Load Management (Energy Planner) Residential Wall Insulation Residential Window Replacement
Commercial/Industrial Programs	Commercial/Industrial Energy Audits Commercial Ceiling Insulation Commercial Chiller Cogeneration Conservation Value Commercial Cool Roof Commercial Cooling Demand Response Commercial Duct Repair Commercial Electronically Commutated Motors (ECM) Industrial Load Management (GSLM 2&3) Lighting Conditioned Space Lighting Non-Conditioned Space Lighting Occupancy Sensors Commercial Load Management Refrigeration Anti-Condensate Control Standby Generator Thermal Energy Storage Commercial Wall Insulation Commercial Water Heating
Other	Conservation Research and Development Renewable Energy

Gulf Power Company	
https://www.gulfpower.com/residential/savings-and-energy https://www.gulfpower.com/business/savings-and-energy	
Residential Programs	Residential Energy Audit and Education Community Energy Saver (Low-Income) Residential Custom Incentive HVAC Efficiency Improvement Residential Building Efficiency Energy Select Residential Service Time of Use Pilot
Commercial/Industrial Programs	Commercial/Industrial Energy Analysis Commercial HVAC Retrocommissioning Commercial Building Efficiency Commercial/Industrial Custom Incentive Critical Peak Option
Other	Conservation Demonstration and Development

Florida Public Utilities Company	
http://www.fpuc.com/electric/residential/rebates/ http://www.fpuc.com/electric/commercial/commercial-rebates/	
Residential Programs	Residential Energy Survey Residential Heating and Cooling Efficiency Upgrade
Commercial/Industrial Programs	Commercial Energy Consultation Commercial Heating and Cooling Efficiency Upgrade Commercial Reflective Roof Commercial Chiller Upgrade
Other	Low-Income Energy Outreach Conservation Demonstration and Development

Non-IOUs

JEA	
https://www.jea.com/ways_to_save/home/ https://www.jea.com/ways_to_save/business/	
Residential Programs	Residential Energy Audit Residential Solar Water Heating Residential Solar Net Metering Neighborhood Efficiency (Low-Income) Residential Efficiency Upgrade Energy Efficient Products Residential New Build
Commercial/Industrial Programs	Commercial Energy Audit Commercial Solar Net Metering Commercial Prescriptive Small Business Direct Install Custom Commercial

OUC	
http://www.ouc.com/residential/save-energy-water-money http://www.ouc.com/business/business-rebates-programs	
Residential Programs	Residential Home Energy Survey Residential Duct Repair/Replacement Rebate Residential Ceiling Insulation Upgrade Rebate Residential Window Film/Solar Screen Rebate Residential High Performance Windows Rebate Residential Efficient Electric Heat Pump Rebate Residential New Home Rebate Residential Efficiency Delivered (Low-Income)
Commercial/Industrial Programs	Commercial Energy Survey Commercial Efficient Electric Heat Pump Rebate Commercial Duct Repair Rebate Commercial Window Film/Solar Screen Rebate Commercial High Performance Windows Rebate Commercial Ceiling Insulation Rebate Commercial Cool/Reflective Roof Rebate

Appendix B. FEECA Utilities' Conservation Program Descriptions

FEECA IOUs

A. Florida Power & Light Company

Residential Programs

Residential Home Energy Survey

The Residential Home Energy Survey Program encourages implementation of recommended energy efficiency measures, even if they are not included in FPL's DSM programs. The Residential Home Energy Survey Program also identifies FPL DSM programs that could be appropriate considering the residential customers' home layouts and electricity usage patterns.

Residential Ceiling Insulation

The Residential Ceiling Insulation Program encourages customers to improve their homes' thermal efficiency.

Residential Air Conditioning

The Residential Air Conditioning Program encourages customers to install high-efficiency central air conditioning systems.

Residential New Construction (BuildSmart)

The Residential New Construction Program encourages builders and developers to design and construct new homes that achieve BuildSmart certification and move towards ENERGY STAR qualifications.

Residential Low-Income

The Residential Low-Income Program assists low-income customers through state Weatherization Assistance Provider ("WAP") agencies and FPL conducted energy retrofits.

Residential Load Management (On Call)

The Residential Load Management Program allows FPL to turn off certain customer-selected appliances using FPL-installed equipment during periods of extreme demand, capacity shortages, or system emergencies.

Commercial/Industrial Programs

Business Energy Evaluation

The Business Energy Evaluation Program educates customers on energy efficiency and encourages implementation of recommended practices and measures, even if these are

not included in FPL's DSM programs. The Business Energy Evaluation is also used to identify potential opportunities to implement for other FPL DSM programs.

Business Lighting

The Business Lighting Program encourages customers to install high-efficiency lighting systems.

Business Heating, Ventilating, and Air Conditioning (HVAC)

The Business HVAC program encourages customers to install high-efficiency HVAC systems.

Business Custom Incentive

The Business Custom Incentive Program encourages customers to install unique high-efficiency technologies not covered by other FPL DSM programs.

Business On Call

The Business On Call Program allows FPL to turn off customers' direct expansion central air conditioning units using FPL-installed equipment during periods of extreme demand, capacity shortages, or system emergencies.

Commercial/Industrial Load Control (CILC)

The Commercial/Industrial Load Control Program allows FPL to control customer loads of 200 kW or greater during periods of extreme demand, capacity shortages, or system emergencies. The CILC Program was closed to new participants as of 2000.

Commercial/Industrial Demand Reduction (CDR)

The Commercial/Industrial Demand Reduction Program allows FPL to control customer loads of 200 kW or greater during periods of extreme demand, capacity shortages, or system emergencies. FPL installs a load management device at the customer's facility and provides monthly credits to customers. Unlike the CILC program, the CDR program is still open to new customers.

Cogeneration & Small Power Production

The Cogeneration and Small Power Production Program facilitates the interconnection and administration of contracts for cogenerators and small power producers.

Research and Development and Pilot Programs

Conservation Research and Development (CRD)

Under Conservation Research and Development, FPL conducts research projects to identify, evaluate, and quantify the impact of new energy efficient technologies. FPL uses the findings to potentially add new energy efficient technologies to DSM programs.

B. Duke Energy Florida, LLC

Residential Programs

Home Energy Check

The Home Energy Check is a residential energy audit program that provides residential customers with an analysis of their energy consumption and educational information on how to reduce energy usage and save money.

Residential Incentive

The Residential Incentive Program provides incentives to residential customers for energy efficiency improvements in both existing and new homes.

Low-Income Weatherization Assistance Program

The Low-Income Weatherization Assistance Program works with the Florida Department of Economic Opportunity and local weatherization providers to deliver energy education, efficiency measures, and incentives to weatherize the homes of low-income families.

Neighborhood Energy Saver

The Neighborhood Energy Saver Program installs energy conservation measures, identified through an energy assessment, in the homes of customers in selected neighborhoods where at least 50 percent of households have incomes equal to or less than 200 percent of the poverty level established by the U.S. government.

Residential Energy Management

The Residential Energy Management Program uses direct control of customer equipment to reduce system demand during winter and summer peak capacity periods by temporarily interrupting select customer appliances.

Commercial/Industrial Programs

Business Energy Check

The Business Energy Check Program provides no-cost energy audits at non-residential facilities either over the phone or at the customer's facility.

Commercial Energy Management

The Commercial Energy Management Program uses direct control of customer equipment to reduce system demand during winter and summer peak capacity periods. The Commercial Energy Management Program was closed to new participants in 2000, but is still open for existing participants.

Better Business

Better Business is an umbrella efficiency program that provides incentives to existing C/I and government customers for HVAC, roof insulation, duct leakage and repair, demand-control ventilation, and cool roof coating.

Florida Custom Incentive

The Florida Custom Incentive Program provides incentives for individual custom projects, such as new construction measures or thermal energy storage systems, that are cost effective but not addressed by DEF's other programs.

Standby Generation

The Standby Generation Program is a demand control program that reduces DEF's system demand based on control of customer equipment. This program is available to C/I customers who have on-site generation capability and are willing to reduce demand on DEF's system when requests for system reliability purposes.

Interruptible Service

Interruptible Service is a direct load control DSM program in which customers allow DEF to interrupt their electrical service during times of capacity shortages based on peak or emergency conditions. In return, customers receive a monthly bill credit.

Curtailable Service

Curtailable Service is an indirect load control DSM program in which customers contract to curtail all or a portion of their electricity demand during times of capacity shortages. In contrast to the Interruptible Service Program, the customer, instead of DEF, controls whether or not the customer's appliances are turned off during times of stress on the grid. In return, customers receive a monthly bill credit.

Qualifying Facility

The Qualifying Facility Program supports the interconnection and purchase of as-available energy as well as firm energy and capacity from qualifying facilities including those that use renewable energy and distributed energy resources.

Research and Development

Technology Development

The Technology Development Program allows DEF to investigate technologies that hold promise for cost-effective demand reduction and energy efficiency. DEF will investigate variable capacity heat pump air conditioners, building automated energy efficiency and demand response, energy management circuit breakers, and more.

C. Florida Public Utilities Company

Residential Programs

Residential Energy Survey

In the Residential Energy Survey Program, FPUC provides the customer with specific whole-house energy efficiency recommendations. FPUC also provides customers with lists of blower-door test contractors who can check for duct leakage. Finally, FPUC provides the customer with a conservation kit.

Residential Heating and Cooling Efficiency Upgrade

The Residential Heating and Cooling Upgrade Program incentivize customers operating inefficient heat pumps and air conditioners to replace them with more efficient units. The program incentivizes also customers to install a new heat pump. Finally, the program incentivizes customers who are replacing older heat pumps or air conditioners with more efficient heat pump or air conditioners.

Low-Income Energy Outreach

The Low-Income Energy Outreach Program partners with Department of Economic Opportunity approved Low-Income Weatherization Program operators to offer Residential Energy Surveys, distributing energy conservation materials, and more.

Commercial Programs

Commercial Energy Consultation

In the Commercial Energy Consultation Program, FPUC energy conservation representatives conduct commercial site visits to assess the potential for applicable DSM programs, educate customers about FPUC's commercial DSM programs, and more.

Commercial Heating and Cooling Efficiency Upgrade

The Commercial Heating and Cooling Upgrade Program provides rebates to small commercial customers (customers with a maximum of 5 ton units) if the customers install a high-efficiency central air conditioner or heat pump with a minimum 15 SEER.

Commercial Reflective Roof

The Commercial Reflective Roof Program provides rebates to non-residential customers who convert or install a new cool roof on an existing or new building. The rebates cover up to 25 percent of the added upfront cost of building a cool roof compared to an alternative roof.

Commercial Chiller Upgrade

The Commercial Chiller Upgrade Program offers customers an incentive of up to \$175/kW of savings above minimum efficiency levels.

Research Programs

Conservation Demonstration and Development

The Conservation Demonstration and Development Program researches energy efficiency and conservation projects to identify, develop, demonstrate, and evaluate promising end-use energy efficient technologies across a wide variety of applications.

D. Gulf Power Company

Residential Programs

Residential Energy Audit and Education

The Residential Energy Audit and Education Program is the primary educational program to help customers improve the energy efficiency of their new or existing home. The program provides energy conservation advice and information that encourages the implementation of efficiency measures and behaviors that result in electricity bill savings.

Community Energy Saver (Low-Income)

The Community Energy Saver Program installs energy conservation measures in the homes of low-income families at no cost to the customers. The program also educates families on behavioral changes designed to save money by decreasing energy use.

Residential Custom Incentive

The Residential Custom Incentive Program aims to increase energy efficiency in the residential rental property sector. The program promotes the installation of efficiency measures available through other programs, such as HVAC maintenance and quality installation, high performance windows, and reflective roofing. As suitable, the program has other incentives to surmount the split-incentive barrier in a landlord/renter situation.

HVAC Efficiency Improvement

The HVAC Efficiency Improvement Program aims to increase energy efficiency and improve HVAC cooling system performance for new and existing homes. Gulf increases efficiency through HVAC maintenance, duct repair, and HVAC quality installation.

Residential Building Efficiency

The Residential Building Efficiency Program is an umbrella efficiency program for existing and new residential customers to install eligible equipment such as high performance windows, reflective roof, and ENERGY STAR window air conditioners. The goals are to increase customer demand for energy efficient technologies and to create long-term energy savings and peak demand reduction.

Energy Select

The Energy *Select* Program gives customers a way to manage their energy consumption by programming their heating and cooling systems and major appliances, such as electric water heaters and pool pumps, to respond automatically to prices that vary during the day and by season in relation to Gulf's cost of producing or purchasing energy.

Residential Service Time of Use Pilot

The Residential Service Time of Use Pilot Program provides residential customers the opportunity to use customer-owned equipment to respond automatically and take advantage of a variable pricing structure with a critical peak component. The pilot will be offered to 400 residential customers. The goal is to measure customers' response, with customer owned equipment, to a variable electricity price.

Commercial Programs

Commercial/Industrial Audit

The Commercial/Industrial Audit Program provides advice to Gulf's existing C/I customers on how to reduce energy consumption. The program ranges from an Energy Analysis Audit and walk-through surveys to a Technical Assistance Audit and computer programs that simulate options for very large, energy-intensive customers.

Commercial HVAC Retrocommissioning

The Commercial HVAC Retrocommissioning program offers retrocommissioning at a reduced cost for qualifying installations by C/I customers. Retrocommissioning is a process of identifying suboptimal performance in a facility's systems and replacing the outdated equipment.

Commercial Building Efficiency

The Commercial Building Efficiency Program is an umbrella efficiency program for C/I customers to encourage the installation of high-efficiency equipment in order to reduce energy and demand. The high-efficiency equipment is focused on commercial geothermal heat pumps, ceiling/roof insulation, and reflective roofs.

Commercial/Industrial Custom Incentive

The Commercial/Industrial Custom Incentive Program offers energy efficient end-user equipment to C/I customers. The C/I Custom Incentive Program also offers energy services such as comprehensive audits, design, and construction of energy conservation projects. Covered projects include demand reduction or energy improvement retrofits that are beyond the scope of other DSM programs.

Critical Peak Option

This program allows customers on Gulf's Large Power Time-of-Use rate schedule an option to receive credits for capacity that can be reduced during peak load conditions. The program provides a fixed, per-kW credit for measured on-peak demand and a charge for any measured demand recorded during a called critical peak event.

Research and Development Programs

Conservation Demonstration and Development

The Conservation Demonstration and Development Program is an umbrella program for the identification, development, and evaluation of end-use energy efficient technologies.

E. Tampa Electric Company

Residential Programs

Residential Energy Audits

The Residential Energy Audits Program includes a walk-through free energy check, a customer assisted energy audit, a computer assisted paid energy audit, and a building energy ratings system (BERS).

Residential Ceiling Insulation

The Residential Ceiling Insulation Program offers rebates to existing residential customers to install additional ceiling insulation in existing homes.

Residential Duct Repair

The Residential Duct Repair Program encourages residential customers to repair leaky duct work of central air conditioning systems in existing homes.

Residential Electronically Commutated Motors (ECM)

The Residential Electronically Commutated Motors Program encourages residential customers to replace their existing HVAC air handler motors with more efficient ECMs.

Energy Education, Awareness, and Agency Outreach

The Energy Education, Awareness, and Agency Outreach Program engages and educates groups of customers and students on energy efficiency in an organized setting. Also, participants receive an energy savings kit with energy saving devices and information.

ENERGY STAR for New Multi-Family Residences

The ENERGY STAR for Multi-Family Residences Program utilizes a rebate to encourage construction of new multi-family residences that meet the requirements to achieve the ENERGY STAR certified apartments and condominiums label.

ENERGY STAR for New Homes

The ENERGY STAR for New Homes Program incentivizes residential customers to build homes that qualify for the ENERGY STAR award by achieving energy efficiency levels greater than current Florida building code baseline practices.

Residential Heating and Cooling

The Residential Heating and Cooling Program offers rebates to residential customers for installing high-efficiency heating and cooling equipment in existing homes.

Neighborhood Weatherization (Low-Income)

The Neighborhood Weatherization Program provides for the installation of energy efficient measures for qualified low-income customers.

Renewable Energy

The Renewable Energy Program delivers renewable energy options to TECO's customers through program administration, renewable electricity generation, evaluation of potential new renewable sources, and market research.

Residential Price Responsive Load Management (Energy Planner)

The Residential Price Responsive Load Management (Energy Planner) Program reduces weather-sensitive loads through an innovative price responsive rate. The price responsive rate encourages residential customers to make behavioral or equipment usage changes by pre-programming HVAC, water heating, and pool pumps.

Residential Wall Insulation

The Residential Wall Insulation Program offers rebates to existing residential customers to install additional wall insulation in existing homes.

Residential Window Replacement

The Residential Window Replacement Program offers rebates to existing residential customers to install window upgrades in existing homes.

Commercial Programs**Commercial/Industrial Energy Audits**

In the C/I Energy Audits Program, C/I customers can receive more limited free energy audits or comprehensive paid energy audits.

Commercial Ceiling Insulation

The Commercial Ceiling Insulation Program incentivizes C/I customers to install additional ceiling insulation in existing commercial buildings.

Commercial Chiller

The Commercial Chiller Program offers rebates to C/I customers for installing high efficiency chiller equipment.

Cogeneration

The Cogeneration Program incentivizes large industrial customers with waste heat or fuel resources to use their onsite energy to avoid fuel waste and install electric generating equipment. The large industrial customers may sell their surplus electric generation to TECO.

Conservation Value

The Conservation Value Program offers rebates to C/I customers to invest in energy conservation measures that are not in other C/I programs.

Commercial Cool Roof

The Commercial Cool Roof Program encourages C/I customers to install a cool roof system above conditioned spaces.

Commercial Cooling

The Commercial Cooling Program encourages C/I customers to install high efficiency direct expansion commercial air conditioning cooling equipment.

Demand Response

The Demand Response Program incentivizes C/I customers to reduce electricity demand at certain peak times.

Commercial Duct Repair

The Commercial Duct Repair Program encourages C/I customers to repair leaky ductwork of central air conditioning systems in existing C/I facilities.

Commercial Electronically Commutated Motors (ECM)

The Commercial Electronically Commutated Motors Program encourages C/I customers to replace air handler motors or refrigeration fan motors with ECMs.

Industrial Load Management (GSLM 2&3)

The Industrial Load Management Program incentivizes large industrial customers to allow TECO to interrupt part of or their entire electrical service during periods of peak stress on the grid.

Lighting Conditioned Space

The Lighting Conditioned Space Program encourages C/I customers to invest in more efficient lighting technologies in existing conditioned areas of C/I facilities.

Lighting Non-Conditioned Space

The Lighting Non-Conditioned Space Program encourages C/I customers to invest in more efficient lighting technologies in existing non-conditioned areas of C/I facilities.

Lighting Occupancy Sensors

The Lighting Occupancy Sensors Program encourages C/I customers to install occupancy sensors to control C/I lighting systems.

Commercial Load Management

The Commercial Load Management Program incentivizes C/I customers to allow TECO to control weather-sensitive heating, cooling, and water heating systems to reduce the associated weather-sensitive peak demand.

Refrigeration Anti-Condensate Control

The Refrigeration Anti-Condensate Control Program encourages C/I customers to install anti-condensate equipment sensors within refrigerated door systems.

Standby Generator

The Standby Generator Program incentivizes C/I customers to use available emergency electrical generation capacity in order to reduce weather-sensitive peak demand on the grid.

Thermal Energy Storage

The Thermal Energy Storage Program encourages C/I customers to install an off-peak air conditioning system.

Commercial Wall Insulation

The Commercial Wall Insulation Program encourages C/I customers to install wall insulation in existing C/I structures.

Commercial Water Heating

The Commercial Water Heating Program encourages C/I customers to install high efficiency water heating systems.

Research and Development

Conservation Research and Development (R&D)

The Conservation Research and Development Program allows TECO to explore DSM measures that have insufficient data on cost-effectiveness and the impact on TECO's ratepayers.

Non-IOU FEECA Utilities

A. JEA

Residential Programs

Residential Energy Audit

In the Residential Energy Audit Program, JEA examines homes, educates customers, and makes recommendations on low-cost or no-cost energy-saving practices and measures.

Residential Solar Water Heating

The Residential Solar Water Heating Program pays a financial incentive to customers to encourage the use of solar water heating technology.

Residential Solar Net Metering

The Residential Solar Net Metering Program promotes the use of PV by purchasing excess electricity from residential customers who have PV.

Neighborhood Efficiency (Low-Income)

The Neighborhood Efficiency Program offers education concerning the efficient use of energy and water as well as the direct installation of an array of energy and water efficiency measures at no cost to income qualified customers.

Residential Efficiency Upgrade

The Residential Efficiency Upgrade Program provides incentives to encourage the use of high efficiency HVAC and water heating. This is one of the DSM programs that JEA offers which has not been approved by the Commission and is not part of FEECA. Nevertheless, this program creates demand and energy savings.

Energy Efficient Products

The Energy Efficient Products Program provides incentives to encourage the use of high efficiency lighting and efficient appliances. This is one of the DSM programs that JEA offers which has not been approved by the Commission and is not part of FEECA.

Residential New Build

The Residential New Build Program promotes the use of high efficiency HVAC, water heating, lighting, and appliances in the new construction market. This is one of the DSM programs that JEA offers which has not been approved by the Commission and is not part of FEECA. Nevertheless, this program creates demand and energy savings.

Commercial Programs

Commercial Energy Audit

In the Commercial Energy Audit Program, JEA examines businesses, educates customers, and makes recommendations on low-cost or no-cost energy-saving practices.

Commercial Solar Net Metering

The Commercial Solar Net Metering Program promotes the use of PV by purchasing excess electricity from commercial customers who have PV.

Commercial Prescriptive

The Commercial Prescriptive Program provides incentives to encourage the use of high efficiency HVAC, lighting, cooking, and water heating products. This is one of the DSM programs that JEA offers which has not been approved by the Commission and is not part of FEECA. Nevertheless, this program creates demand and energy savings.

Small Business Direct Install

The Small Business Direct Install Program promotes the use of high efficiency HVAC, lighting, water heating, and appliances in the small business sector. This is one of the DSM programs that JEA offers which has not been approved by the Commission and is not part of FEECA. Nevertheless, this program creates demand and energy savings.

Custom Commercial

The Custom Commercial Program promotes the use of custom efficiency measures based on specific applications for each customer. This is one of the DSM programs that JEA offers which has not been approved by the Commission and is not part of FEECA. Nevertheless, this program creates demand and energy savings.

B. Orlando Utilities Commission

Residential Programs

Residential Home Energy Survey

The Residential Home Energy Survey Program consists of three measures: a Residential Energy Walk-Through Survey, a Residential Energy Survey DVD, and an interactive Online Energy Survey.

Residential Duct Repair/Replacement Rebate

The Residential Duct Repair/Replacement Rebate Program provides up to a \$160 rebate to encourage customers to repair leaking ducts on existing systems.

Residential Ceiling Insulation Upgrade Rebate

The Residential Ceiling Insulation Upgrade Rebate Program is offered to residential customers to encourage the upgrade of attic insulation.

Residential Window Film/Solar Screen Rebate

The Residential Window Film/Solar Screen Rebate Program encourages solar shading on windows.

Residential High Performance Windows Rebate

The Residential High Performance Windows Rebate Program encourages customers to install windows that minimize heating, cooling, and lighting costs.

Residential Efficient Electric Heat Pump Rebate

The Residential Efficient Electric Heat Pump Rebate Program provides rebates to customers in existing homes who install heat pumps having a seasonal energy efficiency ratio (SEER) of 15.0 or higher.

Residential New Home Rebate

The Residential New Home Rebate Program offers rebates for cool/reflective roofs, block wall insulation, ceiling insulation upgrades to R-38, heat pumps, ENERGY STAR washing machines, ENERGY STAR heat pump water heaters, and solar water heaters.

Residential Efficiency Delivered (Low-Income)

The Residential Efficiency Delivered Program is income based and provides up to \$2,000 of energy and water efficiency upgrades based on the needs of the residential customer's home. An OUC Conservation Specialist visits the home, performs a home survey, and recommends which home improvements have the most potential of lowering utility bills.

Commercial Programs**Commercial Energy Survey**

The Commercial Energy Audit Program includes a free survey consisting of a physical walk-through inspection of the commercial facility performed by experienced energy experts. Following the inspection, the customer receives a written report.

Commercial Efficient Electric Heat Pump Rebate

The Commercial Efficient Electric Heat Pump Rebate Program provides rebates to qualifying customers in existing buildings who install heat pumps having a seasonal energy efficiency ratio (SEER) of 15.0 or higher.

Commercial Duct Repair Rebate

The Commercial Duct Repair Rebate Program provides rebates of 100 percent of the cost, up to \$160, when qualifying customers have an existing central air conditioning system of 5.5 tons or less. Then, customers must seal ducts with mastic and fabric tape or Underwriters Laboratory approved duct tape.

Commercial Window Film/Solar Screen Rebate

The Commercial Window Film/Solar Screen Rebate Program aims to reflect heat during hot summer days and retain heat on cool winter days. The program provides rebates of \$1 per square foot for window tinting and solar screening with a solar heat gain coefficient (SHGC) of 0.44 or shading coefficient of 0.5 or less.

Commercial High Performance Windows Rebate

The Commercial High Performance Windows Rebate Program encourages customers to install windows that minimize heating, cooling, and lighting costs.

Commercial Ceiling Insulation Rebate

The Commercial Ceiling Insulation Rebate Program aims to increase a building's resistance to heat loss and gain. Participating customers receive a per square foot for upgrading their attic insulation up to R-30

Commercial Cool/Reflective Roof Rebate

The Commercial Cool/Reflective Roof Rebate Program aims to reflect the sun's rays and lower roof surface temperature while increasing the lifespan of the roof. OUC provides rebates per square foot of ENERGY STAR cool/reflective roofing that has an initial solar reflectance greater than or equal to 0.70.