



John T. Butler
 Managing Attorney
 Florida Power & Light Company
 700 Universe Boulevard
 Juno Beach, FL 33408-0420
 (561) 304-5639
 (561) 691-7135 (Facsimile)

RECEIVED-FPSC
 11 APR 25 PM 1:37
 COMMISSION
 CLERK

April 25, 2011

VIA HAND DELIVERY

Ms. Ann Cole, Director
 Division of the Commission Clerk and
 Administrative Services
 Florida Public Service Commission
 Betty Easley Conference Center, Room 110
 2540 Shumard Oak Boulevard
 Tallahassee, Florida 32399-0850

Re: Docket No. 110001-EI – Monthly Fuel Filings


Dear Ms. Cole:

Enclosed herewith for filing are an original and seven (7) copies of the following monthly fuel reports for FPL:

- (a) FPSC Forms 423-1, 423-1(a), and 423-1(b) for Florida Power & Light Company for the month of February 2011;
- (b) FPSC Forms 423-2, 423-2(a), and 423-2(b) for St. Johns River Power Park (SJRPP) for the month of February 2011; and
- (c) FPSC Forms 423-2, 423-2(a), and 423-2(b) for Plant Scherer for the month of January 2011.

FPL's Request for Confidential Classification of the information removed FPL's FPSC Form 423-1(a), SJRPP FPSC Forms 423-2, 423-2(a), and 423-2(b) and Plant Scherer FPSC Forms 423-2, 423-2(a) and 423-2(b) is being filed under separate cover. Should you have any questions regarding this filing, please contact me.

Thank you for your attention to this matter.

Sincerely,

 John T. Butler

JTB/jsb
 Enclosures
 cc: Service List
 Doc/423 Fuel Filing/February 2011

DOCUMENT NUMBER-DATE

02820 APR 25 =


FPSC-COMMISSION CLERK

COM
 APA
 ECR 4
 GCL
 RAD
 SSC
 ADM
 OPC
 CLK

FPSC FORM NO. 423-1

MONTHLY REPORT OF COST AND QUALITY OF FUEL OIL FOR ELECTRIC PLANTS
ORIGIN, VOLUME, DELIVERED PRICE AND AS RECEIVED QUANTITY

1. REPORTING MONTH: FEB YEAR: 2011
2. REPORTING COMPANY: FLORIDA POWER LIGHT COMPANY

3. NAME, TITLE, TELEPHONE NUMBER OF CONTACT PERSON CONCERNING DATA
SUBMITTED ON THIS FORM: KORY DUBIN, REGULATORY AFFAIRS, (305) 552-4910.
4. SIGNATURE OF OFFICIAL SUBMITTING REPORT: 
5. DATE COMPLETED: 04/13/2011

LINE NO	PLANT	SUPPLIER	SHIPPING POINT	PURCHASE TYPE	DELIVERY LOCATION	DELIVERY DATE	TYPE OIL	SULFUR (%)	BTU CONTENT (BTU / GAL)	VOLUME (BBLs)	DELIVERED PRICE (\$/BBL)
1	FT. MYERS	APEC	NA-TRUCK DELIVERY			02/11/2011	F03	N/A	N/A	10591	124.3900
2	PUTNAM	APEC	NA-TRUCK DELIVERY			02/28/2011	F03	N/A	N/A	6029	127.1700
3	WEST COUNTY EC	APEC	NA-TRUCK DELIVERY			02/28/2011	F03	N/A	N/A	2234	127.6800
4	PT. EVERGLADES	AMERIGAS	NA-TRUCK DELIVERY	STC		02/10/2011	PRO	N/A	N/A	3	163.0900

DOCUMENT NUMBER-DATE
02820 APR 25 =
FPSC-COMMISSION CLERK

MONTHLY REPORT OF COST AND QUALITY OF FUEL OIL FOR ELECTRIC PLANTS
 DETAIL OF INVOICE AND TRANSPORTATION CHARGES

FPSC FORM NO. 423-1 (a)

1. REPORTING MONTH: FEB YEAR: 2011

2. REPORTING COMPANY: FLORIDA POWER LIGHT COMPANY

3. NAME, TITLE TELEPHONE NUMBER OF CONTACT PERSON CONCERNING DATA
 SUBMITTED ON THIS FORM: KORY DUBIN, REGULATORY AFFAIRS, (305) 552-4910.

4. SIGNATURE OF OFFICIAL SUBMITTING REPORT: *[Signature]*

5. DATE COMPLETED: 04/13/2011

(A)	(B)	(C)	(D)	(E)	(F)	(G)	(H)	(I)	(J)	(K)	(L)	(M)	(N)	(O)	(P)	(Q)	(R)
LINE NO.	PLANT	SUPPLIER	DELIVERY LOCATION	DELIVERY DATE	TYPE OIL	VOLUME (BBL)	INVOICE PRICE (\$/BBL)	INVOICE AMOUNT (\$)	DISCOUNT (\$)	NET AMOUNT (\$)	NET PRICE (\$/BBL)	QUALITY ADJUST. (\$/BBL)	EFFECTIVE PUR PRICE (\$/BBL)	TRANSP TO TERM (\$/BBL)	ADDITIONAL TRANS CHGS (\$/BBL)	OTHER CHGS (\$/BBL)	DELIVERED PRICE (\$/BBL)
1	PFM	APEC		02/11/2011	F03	10591								0.0000			124.3900
2	PPN	APEC		02/25/2011	F03	4575								0.0000			127.1700
3	PPN	APEC		02/28/2011	F03	1454								0.0000			127.1700
4	PWC	APEC		02/25/2011	F03	715								0.0000			127.6800
5	PWC	APEC		02/28/2011	F03	1519								0.0000			127.6800
6	PPE	AMERIGAS		02/10/2011	PRO	3	163.0900	489	0	489163.0900	0.0000		163.0900	0.0000	0.0000	0.0000	163.0900

FPSC FORM NO. 423-1(b)

MONTHLY REPORT OF COST AND QUALITY OF FUEL OIL FOR ELECTRIC PLANTS
 REPORT OF ADJUSTMENTS TO PREVIOUS OIL DELIVERIES

1. REPORTING MONTH: FEBRUARY 2011

3. NAME, TITLE, & TELEPHONE NUMBER OF CONTACT PERSON CONCERNING DATA
 SUBMITTED ON THIS FORM: KORY DUBIN, REGULATORY AFFAIRS,

2. REPORTING COMPANY: FLORIDA POWER & LIGHT COMPANY

4. SIGNATURE OF OFFICIAL SUBMITTING REPORT: 

5. DATE COMPLETED: 4/13/2011

LINE NO.	MONTH REPORTED	FORM PLANT NAME	SUPPLIER	ORIGINAL LINE NUMBER	OLD VOLUME (BBLs)	FORM NO.	COLUMN DESIGNATOR & TITLE	OLD VALUE	NEW VALUE	NEW DELIVERED PRICE (\$/BBL)	REASON FOR REVISION
(A)	(B)	(C)	(D)	(E)	(F)	(G)	(H)	(I)	(J)	(K)	(L)
1	NONE										

**MONTHLY REPORT OF COST AND QUALITY OF COAL FOR ELECTRIC PLANTS
ORIGIN, TONNAGE, DELIVERED PRICE AND AS RECEIVED QUALITY**

1. Report For Month/Yr: **February 2011**

4. Name, Title & Telephone Number of Contact
Person Concerning Data Submitted on this Form: **Terry Keith (305-552-4334)**

2. Reporting Company: **Florida Power & Light**

5. Signature of Official Submitting Report:



3. Plant Name: **St. Johns River Power Park (SJRPP)**

6. Date Completed: **March 15, 2011**

Line No.	Supplier Name	Mine Location	Purchase Type	Transportation Mode	Tons	Effective Purchase Price (\$/Ton)	Total Trans Cost (\$/Ton)	FOB Plant Price (\$/Ton)	As Received Coal Quality			
									Sulfur Content (%)	Btu Content (%)	Ash Content (%)	Moisture Content (%)
(a)	(b)	(c)	(d)	(e)	(f)	(g)	(h)	(i)	(j)	(k)	(l)	(m)
1	CONSOL Energy Sales Compan	02,PA,059	LTC	UR	2,125			147.08	2.20	12,956	7.45	6.42
2	Coal Marketing Company	45,IM,999	LTC	OC	20,097			104.08	0.66	10,633	11.10	13.69
3	Prosperity	,IN,	S	UR	11,346			73.90	1.84	11,528	6.60	15.06

EDITED COPY

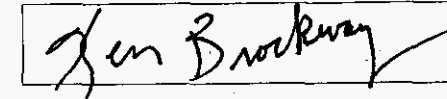
**MONTHLY REPORT OF COST AND QUALITY OF COAL FOR ELECTRIC PLANTS
DETAIL OF INVOICE PURCHASE PRICE**

1. Report For Month/Yr: **February 2011**

4. Name, Title & Telephone Number of Contact
Person Concerning Data Submitted on this Form: **Terry Keith (305-552-4334)**

2. Reporting Company: **Florida Power & Light**

5. Signature of Official Submitting Report:



3. Plant Name: **St. Johns River Power Park (SJRPP)**

6. Date Completed: **March 15, 2011**

Line No.	Supplier Name	Mine Location	Purchase Type	Tons	FOB Mine Price (\$/Ton)	Short Haul & Loading Charge	Original Invoice Price (\$/Ton)	Retro-active Price Increases (\$/Ton)	Base Price (\$/Ton)	Quality Adjustments (\$/Ton)	Effective Purchase Price (\$/Ton)
(a)	(b)	(c)	(d)	(e)	(f)	(g)	(h)	(i)	(j)	(k)	(l)
1	CONSOL Energy Sales Company	02,PA,059	LTC	2,125		0.00		0.00		0.00	
2	Coal Marketing Company	45,IM,999	LTC	20,097		0.00		0.00		0.00	
3	Prosperity	,IN,	S	11,346		0.00		0.00		0.00	

EDITED COPY

**MONTHLY REPORT OF COST AND QUALITY OF COAL FOR ELECTRIC PLANTS
DETAIL OF TRANSPORTATION CHARGES**

1. Report For Month/Yr: **February 2011**

4. Name, Title & Telephone Number of Contact

Person Concerning Data Submitted on this Form: **Terry Keith (305-552-4334)**

2. Reporting Company: **Florida Power & Light**

5. Signature of Official Submitting Report:



3. Plant Name: **St. Johns River Power Park (SJRPP)**

6. Date Completed:

March 15, 2011

Line No.	Supplier Name	Mine Location	Shipping Point	Transportation Mode	Tons	Effective Purchase Price (\$/Ton)	Short Haul & Loading Charge (\$/Ton)	Rail Charges		Waterborne Charges				Total Transport Charges (\$/Ton)	FOB Plant Price (\$/Ton)	
								Rail Rate (\$/Ton)	Other Rail Charges (\$/Ton)	River Barge Rate (\$/Ton)	Trans-loading Rate (\$/Ton)	Ocean Barge Rate (\$/Ton)	Other Water Charges (\$/Ton)			Related Charges (\$/Ton)
(a)	(b)	(c)	(d)	(e)	(f)	(g)	(h)	(i)	(j)	(k)	(l)	(m)	(n)	(o)	(p)	(q)
1	CONSOL Energy Sales Comp	02,PA,059	BAILEY	UR	2,125		0.00	0.00	0.00	0.00	0.00	0.00	0.00	0.00		147.08
2	Coal Marketing Company	45,IM,999	EL CERREJON	OC	20,097		0.00	0.00	0.00	0.00	0.00	0.00	0.00	0.00		104.08
3	Prosperity	,IN,	PROSPERITY MI	UR	11,346		0.00	0.00	0.00	0.00	0.00	0.00	0.00	0.00		73.90

EDITED COPY

**MONTHLY REPORT OF COST AND QUALITY OF COAL FOR ELECTRIC PLANTS
ORIGIN, TONNAGE, DELIVERED PRICE, AND AS RECEIVED QUALITY**

1. Reporting Month: **January** Year: **2011**
 2. Reporting Company: **FLORIDA POWER & LIGHT COMPANY**
 3. Plant Name: **R.W.SCHERER**

4. Name, Title & Telephone Number of Contact Person Concerning Data
 Submitted on this Form: **Terry Keith**
(305) 552-4334
 5. Signature of Official Submitting Report: *Ken Brinkley*
 6. Date Completed: **31-Mar-11**

Line No.	Supplier Name	Mine Location	Purchase Type	Transport Mode	Tons	Purchase Price (\$/Ton)	Effective Transport Charges (\$/Ton)	Total FOB Plant Price (\$/Ton)	Sulfur Content (%)	Btu Content (Btu/lb)	Ash Content (%)	Moisture Content (%)
(a)	(b)	(c)	(d)	(e)	(f)	(g)	(h)	(i)	(j)	(k)	(l)	(m)
(1)	BUCKSKIN MINING CO	19/WY/5	S	UR	5,545.06			37.653	0.36	8,374	4.60	30.04
(2)	COAL SALES, LLC	19/WY/5	S	UR	27,503.67			38.717	0.23	8,724	4.47	27.40
(3)	KENNECOTT COAL SALE	19/WY/5	S	UR	8,370.49			40.368	0.27	8,893	5.29	25.65
(4)	KENNECOTT COAL SALE	19/WY/5	S	UR	3,002.84			37.843	0.30	8,332	5.40	30.00
(5)	BUCKSKIN MINING CO	19/WY/5	S	UR	33,189.12			36.911	0.30	8,407	4.55	29.69
(6)	ALPHA COAL WEST, INC	19/WY/5	S	UR	19,932.08			37.809	0.25	8,566	4.11	29.33
(7)	ALPHA COAL WEST, INC	19/WY/5	S	UR	72,527.76			37.325	0.46	8,333	5.03	29.73
(8)	KENNECOTT COAL SALE	19/WY/5	S	UR	6,803.11			38.062	0.36	8,372	5.42	29.66
(9)	BUCKSKIN MINING CO	19/WY/5	S	UR	2,272.72			37.400	0.32	8,315	4.43	30.62
(10)	ALPHA COAL WEST, INC	19/WY/5	S	UR	21,827.73			37.640	0.27	8,506	3.84	30.03
(11)	KENNECOTT COAL SALE	19/WY/5	S	UR	21,403.20			36.855	0.35	8,338	5.54	29.71
(12)	ARCH COAL SALES CO,	19/WY/5	S	UR	20,389.47			37.058	0.33	8,368	5.21	30.40


EDITED COPY

**MONTHLY REPORT OF COST AND QUALITY OF COAL FOR ELECTRIC PLANTS
DETAILED PURCHASED COAL INVOICE INFORMATION**

1. Reporting Month: **January** Year: **2011**
 2. Reporting Company: **FLORIDA POWER & LIGHT COMPANY**
 3. Plant Name: **R.W.SCHERER**

4. Name, Title & Telephone Number of Contact Person Concerning Data Submitted on this Form: Terry Keith
 (305) 552-4334

5. Signature of Official Submitting Report:



6. Date Completed: 31-Mar-11

Line No. (a)	Supplier Name (b)	Mine Location (c)	Purch. Type (d)	Tons (e)	FOB Mine Price (\$/Ton) (f)	Shorthaul & Loading Charges (\$/Ton) (g)	Original Invoice Price (\$/Ton) (h)	Retroactive Price Increase (\$/Ton) (i)	Base Price (\$/Ton) (j)	Quality Adjustments (\$/Ton) (k)	Effective Purchase Price (\$/Ton) (l)
(1)	BUCKSKIN MINING CO	19/WY/5	S	5,545.06		-		-		0.169	
(2)	COAL SALES, LLC	19/WY/5	S	27,503.67		-		-		0.052	
(3)	KENNECOTT COAL SALE	19/WY/5	S	8,370.49		-		-		(0.330)	
(4)	KENNECOTT COAL SALE	19/WY/5	S	3,002.84		-		-		0.098	
(5)	BUCKSKIN MINING CO	19/WY/5	S	33,189.12		-		-		(0.076)	
(6)	ALPHA COAL WEST, INC	19/WY/5	S	19,932.08		-		-		0.519	
(7)	ALPHA COAL WEST, INC	19/WY/5	S	72,527.76		-		-		(0.085)	
(8)	KENNECOTT COAL SALE	19/WY/5	S	6,803.11		-		-		0.000	
(9)	BUCKSKIN MINING CO	19/WY/5	S	2,272.72		-		-		0.000	
(10)	ALPHA COAL WEST, INC	19/WY/5	S	21,827.73		-		-		0.000	
(11)	KENNECOTT COAL SALE	19/WY/5	S	21,403.20		-		-		0.000	
(12)	ARCH COAL SALES CO, II	19/WY/5	S	20,389.47		-		-		0.000	

EDITED COPY

MONTHLY REPORT OF COST AND QUALITY OF COAL FOR ELECTRIC PLANTS
 DETAILED TRANSPORTATION INVOICE INFORMATION

1. Reporting Month: January Year: 2011
 2. Reporting Company: FLORIDA POWER & LIGHT COMPANY
 3. Plant Name: R.W.SCHERER

4. Name, Title & Telephone Number of Contact Person Concerning Data Submitted on this Form: Terry Keith (305) 552-4334

5. Signature of Official Submitting Report: *Jan Burckway*

6. Date Completed: 31-Mar-11

Line No. (a)	Supplier Name (b)	Mine Location (c)	Shipping Point (d)	Transport Mode (e)	Tons (f)	Effective Purchase Price (\$/Ton) (g)	Additional Shorthaul & Loading Charges (\$/Ton) (h)	Rail Charges		Waterborne Charges					Other Related Charges (\$/Ton) (o)	Total Transportation Charges (\$/Ton) (p)	FOB Plant Price (\$/Ton) (q)
								Rail Rate (\$/Ton) (i)	Other Rail Charges (\$/Ton) (j)	River Barge Rate (\$/Ton) (k)	Trans-loading Rate (\$/Ton) (l)	Ocean Barge Rate (\$/Ton) (m)	Other Water Charges (\$/Ton) (n)				
(1)	BUCKSKIN MINING CO	19/WY/5	BUCKSKIN JCT, W	UR	5,545.06	-	-	-	-	-	-	-	-	-	-	37.653	
(2)	COAL SALES, LLC	19/WY/5	NACCO JCT, WY	UR	27,503.67	-	-	-	-	-	-	-	-	-	-	38.717	
(3)	KENNECOTT COAL SAL	19/WY/5	CONVERSE JCT, W	UR	8,370.49	-	-	-	-	-	-	-	-	-	-	40.368	
(4)	KENNECOTT COAL SAL	19/WY/5	CORDERO JCT, W	UR	3,002.84	-	-	-	-	-	-	-	-	-	-	37.843	
(5)	BUCKSKIN MINING CO	19/WY/5	BUCKSKIN JCT, W	UR	33,189.12	-	-	-	-	-	-	-	-	-	-	38.911	
(6)	ALPHA COAL WEST, INC	19/WY/5	BELLE AYR, WY	UR	19,932.08	-	-	-	-	-	-	-	-	-	-	37.809	
(7)	ALPHA COAL WEST, INC	19/WY/5	EAGLE BUTTE, W	UR	72,527.76	-	-	-	-	-	-	-	-	-	-	37.325	
(8)	KENNECOTT COAL SAL	19/WY/5	CORDERO JCT, W	UR	6,803.11	-	-	-	-	-	-	-	-	-	-	38.062	
(9)	BUCKSKIN MINING CO	19/WY/5	BUCKSKIN JCT, W	UR	2,272.72	-	-	-	-	-	-	-	-	-	-	37.400	
(10)	ALPHA COAL WEST, INC	19/WY/5	BELLE AYR, WY	UR	21,827.73	-	-	-	-	-	-	-	-	-	-	37.640	
(11)	KENNECOTT COAL SAL	19/WY/5	EAGLE BUTTE, W	UR	21,403.20	-	-	-	-	-	-	-	-	-	-	38.855	
(12)	ARCH COAL SALES CO,	19/WY/5	COAL CREEK, WY	UR	20,389.47	-	-	-	-	-	-	-	-	-	-	37.058	

EDITED COPY


CERTIFICATE OF SERVICE
Docket No. 110001-EI

I, THE UNDERSIGNED COUNSEL, HEREBY CERTIFY that copies of Florida Power & Light Company's forms 423-1, 423-1(a), and 423-1(b) for the month of February, 2011, copies of St. Johns River Power Park forms 423-2, 423-2(a), and 423-2(b) for the month of February, 2011; and copies of Plant Scherer forms 423-2, 423-2(a), and 423-2(b) for the month of January, 2011 have been served via hand delivery* and/or first class mail, postage prepaid to the parties listed below this 25th day of April, 2011.

Jennifer Crawford, Esq.* Division of Legal Services Florida Public Service Commission 2540 Shumard Oak Blvd Tallahassee, Florida 32399-0850 jcrawford@PSC.STATE.FL.US	J. R. Kelly, Esq. Patricia Christensen, Esq. Charles Rehwinkel, Esq. Office of Public Counsel c/o The Florida Legislature 111 West Madison Street, Room 812 Tallahassee, Florida 32399 Kelly.jr@leg.state.fl.us Christensen.patty@leg.state.fl.us rehwinkle.charles@leg.state.fl.us
James D. Beasley, Esq J. Jeffrey Wahlen, Esq. Ausley & McMullen Attorneys for Tampa Electric P.O. Box 391 Tallahassee, Florida 32302 jbeasley@ausley.com jwahlen@ausley.com	John T. Burnett, Esq./Diane M. Triplett Progress Energy Service Company, LLC P.O. Box 14042 St. Petersburg, Florida 33733-4042 john.burnett@pgnmail.com diane.triplett@pgnmail.com
John W. McWhirter, Jr., Esq McWhirter & Davidson, P.A. Attorneys for FIPUG P.O. Box 3350 Tampa, Florida 33602 jmcwhirter@mac-law.com	Beth Keating, Esq. Gunster Firm Attorneys for FPUC 215 So. Monroe St., Suite 618 Tallahassee, Florida 32301-1804 bkeating@gunster.com
Jeffrey A. Stone, Esq. Russell A. Badders, Esq. Beggs & Lane Attorneys for Gulf Power 501 Commendencia Street Pensacola, FL 32502 jas@beggslane.com rab@beggslane.com	James W. Brew, Esq / F. Alvin Taylor, Esq. Attorney for White Springs Brickfield, Burchette, Ritts & Stone, P.C 1025 Thomas Jefferson Street, NW Eighth Floor, West Tower Washington, DC 2007-5201 jbrew@bbrslaw.com ataylor@bbrslaw.com

<p>Robert Scheffel Wright, Esq Jay T. LaVia, III, Esq Young van Assenderp, P.A Attorneys for Florida Retail Federation and City of Marianna 225 South Adams Street, Suite 200 Tallahassee, FL 32301 swright@yvlaw.net jlavia@yvlaw.net</p>	<p>Jon C. Moyle, Esq. and Vicki Kaufman, Esq. Keefe, Anchors Gordon & Moyle, P.A. 118 N. Gadsden St. Tallahassee, FL 32301 Co-Counsel for FIPUG vkaufman@kagmlaw.com jmoyle@kagmlaw.com</p>
<p>Patrick K. Wiggins AFFIRM P.O. Drawer 1657 Tallahassee, FL 32302 wigglaw@gmail.com</p>	<p>Michael Barrett Division of Legal Services Florida Public Service Commission 2540 Shumard Oak Blvd Tallahassee, Florida 32399-0850 MBARRETT@PSC.STATE.FL.US</p>
<p>Allan Jungels, Capt, USAF Utility Litigation & Negotiation Team Staff Attorney AFLOA/JACL-ULT/FLOA/JACL-ULT 139 Barnes Drive, Suite 1 Tyndall AFB, FL 32403-5317 Attorney for the Federal Executive Agencies Allan.Jungels@tyndall.af.mil</p>	

By:



John T. Butler
Fla. Bar No. 283479