



Stephanie A. Cuello
SENIOR COUNSEL

July 31, 2025

VIA ELECTRONIC FILING

Adam J. Teitzman, Commission Clerk
Florida Public Service Commission
2540 Shumard Oak Boulevard
Tallahassee, Florida 32399-0850

Re: *Docket No. 20250001-EI*

Dear Mr. Teitzman:

Enclosed for filing on behalf of Duke Energy Florida, LLC, are copies of FPSC 423 forms for the months of April, May, and June 2025. Forms 423-1a, 423-2, 423-2a, and 423-2b contained in this filing have been redacted to delete certain confidential information. An unredacted copy of the 423 forms has been submitted for filing under separate cover.

Thank you for your assistance in this matter and if you have any questions, please feel free to contact me at (850) 521-1425.

Sincerely,

s/ Stephanie A. Cuello

Stephanie A. Cuello

SAC/vr
Enclosure

CERTIFICATE OF SERVICE

Docket No. 20250001-EI

I HEREBY CERTIFY that a true and correct copy of the foregoing has been furnished via electronic mail to the following this 31st day of July, 2025.

s/ Stephanie A. Cuello

Stephanie A. Cuello

Ryan Sandy
Office of General Counsel
FL Public Service Commission
2540 Shumard Oak Blvd.
Tallahassee, FL 32399-0850
rsandy@psc.state.fl.us

J. Wahlen / M. Means / V. Ponder
Ausley McMullen
Tampa Electric Company
P.O. Box 391
Tallahassee, FL 32302
jwahlen@ausley.com
mmeans@ausley.com
vponder@ausley.com

Mike Cassel
Florida Public Utilities Company
208 Wildlight Avenue
Yulee, FL 32097
mcassel@fpuc.com

Michelle D. Napier / Jowi Baugh
Florida Public Utilities Company
1635 Meathe Drive
West Palm Beach, FL 33411
mnapier@fpuc.com
jbaugh@chpk.com

Beth Keating
Gunster, Yoakley & Stewart, P.A.
Florida Public Utilities Company
215 South Monroe Street, Suite 601
Tallahassee, FL 32301
bkeating@gunster.com

James W. Brew / Laura Wynn Baker / Sarah B. Newman
Stone Mattheis Xenopoulos & Brew, P.C.
PCS Phosphate – White Springs
1025 Thomas Jefferson Street, NW
Eighth Floor, West Tower
Washington, DC 20007
jbrew@smxblaw.com
lwb@smxblaw.com
sbn@smxblaw.com

W. Trierweiler / P. Christensen /
C. Rehwinkel / M. Wessling /
O. Ponce/ A. Watrous
Office of Public Counsel
111 W. Madison St., Room 812
Tallahassee, FL 32399-1400
trierweiler.walt@leg.state.fl.us
christensen.patty@leg.state.fl.us
rehwinkel.charles@leg.state.fl.us
wessling.mary@leg.state.fl.us
ponce.octavio@leg.state.fl.us
watrous.austin@leg.state.fl.us

Paula K. Brown
Regulatory Affairs
Tampa Electric Company
P.O. Box 111
Tampa, FL 33601-0111
regdept@tecoenergy.com

Maria Moncada / David Lee
Florida Power & Light Company
700 Universe Blvd.
Juno Beach, FL 33408-0420
maria.moncada@fpl.com
david.lee@fpl.com

Kenneth A. Hoffman
Florida Power & Light Company
134 W. Jefferson Street
Tallahassee, FL 32301-1713
ken.hoffman@fpl.com

Jon C. Moyle, Jr.
Moyle Law Firm, P.A.
FIPUG
118 North Gadsden Street
Tallahassee, FL 32301
jmoyle@moylelaw.com

Peter J. Mattheis / Michael K. Lavanga / Joseph R. Briscar
Stone Mattheis Xenopoulos & Brew, PC
NUCOR
1025 Thomas Jefferson Street, NW
Eighth Floor, West Tower
Washington, DC 20007
pjm@smxblaw.com
mkl@smxblaw.com
jrb@smxblaw.com

FPSC FORM 423-1

MONTHLY REPORT OF COST AND QUALITY OF FUEL OIL FOR ELECTRIC PLANTS ORIGIN,
TONNAGE, DELIVERED PRICE AND AS RECEIVED QUALITY

Report For: Apr - Jun 2025
Reporting Company: Duke Energy Florida, LLC

NAME, TITLE, TELEPHONE NUMBER OF CONTACT PERSON CONCERNING DATA
SUBMITTED ON THE FORM:

Signature of Official Submitting
Report:

Amy Gue

DATE COMPLETED: 7/24/2025

Line No.	Plant Name	Supplier Name	Shipping Point	Purchase Type	Point of Delivery	Date of Delivery	Type Fuel Oil	Sulfur Level (%)	Btu Content (Btu/gal)	Volume (Bbls)	Delivered Price (\$/Bbl)
(a)	(b)	(c)	(d)	(e)	(f)	(g)	(h)	(i)	(j)	(k)	(l)
Apr 2025											
1	Crystal River	GENERIC TRANSFER COMPANY	Martin Gas Terminal to station	N/A	FACILITY	04/2025	FO2	0.03	137,665	2,486.1687	\$152.4039
2	Martin Gas Terminal	MARTIN PRODUCT SALES	OIL TERMINAL - PASCAGOULA, MS	N/A	FACILITY	04/2025	FO2	0.03	137,665	24,986.6600	\$119.8098
May 2025											
1	Crystal River	GENERIC TRANSFER COMPANY	Martin Gas Terminal to station	N/A	FACILITY	05/2025	FO2	0.03	137,665	4,961.9524	\$154.1825
2	Crystal River	GENERIC TRANSFER COMPANY	Martin Gas Terminal to station	N/A	FACILITY	05/2025	FO2	0.03	137,665	177.5714	\$152.4220
Jun 2025											
1	Crystal River	GENERIC TRANSFER COMPANY	Martin Gas Terminal to station	N/A	FACILITY	06/2025	FO2	0.03	137,665	7,962.5000	\$156.5456
2	Crystal River	GENERIC TRANSFER COMPANY	Martin Gas Terminal to station	N/A	FACILITY	06/2025	FO2	0.03	137,665	50.1190	\$149.4943

100

MONTHLY REPORT OF COST AND QUALITY OF FUEL OIL FOR ELECTRIC PLANTS
ORIGIN, TONNAGE, DELIVERED PRICE AND AS RECEIVED QUALITY

Signature of Official Submitting Report:

Amy Gue

DATE COMPLETED: 7/24/2025

Line No	Plant Name	Supplier Name	Point of Delivery	Date of Delivery	Type Oil	Volume (Bbls)	Invoice Price (\$/Bbl)	Invoice Amount (\$)	Discount (\$)	Net Amount (\$)	Net Price (\$/Bbl)	Quality Adjustment (\$/Bbl)	Effective Purchase Price (\$/Bbl)	Additional Transportation Charges (\$/Bbl)	Other Charges Incurred (\$/Bbl)	Delivered Price (\$/Bbl)	
(a)	(b)	(c)	(d)	(e)	(f)	(g)	(h)	(i)	(j)	(k)	(l)	(m)	(n)	(o)	(p)	(q)	
Apr 2025																	
1	Crystal River	GENERIC TRANSFER COMPANY	FACILITY	04/2025	FO2	2,498 1687											
2	Martin Gas Terminal	MARTIN PRODUCT SALES	FACILITY	04/2025	FO2	24,898 6800											
May 2025																	
1	Crystal River	GENERIC TRANSFER COMPANY	FACILITY	05/2025	FO2	4,981 9524											
2	Crystal River	GENERIC TRANSFER COMPANY	FACILITY	05/2025	FO2	177 5714											
Jun 2025																	
1	Crystal River	GENERIC TRANSFER COMPANY	FACILITY	06/2025	FO2	7,962 5000											
2	Crystal River	GENERIC TRANSFER COMPANY	FACILITY	06/2025	FO2	50 11800											



REDACTED

MONTHLY REPORT OF COST AND QUALITY OF COAL FOR ELECTRIC PLANTS ORIGIN,
TONNAGE, DELIVERED PRICE AND AS-RECEIVED QUALITY

Report For: April - June 2025
Reporting Company: DE Florida

NAME, TITLE, TELEPHONE NUMBER OF CONTACT PERSON CONCERNING DATA SUBMITTED ON THE FORM:
Signature of Official Submitting Report: Amy Gfu

Plant Name: Associated Terminals

DATE COMPLETED: 07/24/2025

										As Received Coal Quality			
Line No.	Supplier Name	Mine Location	Purchase Type	Transp Mode	Number Primary Shipping Units	Tons	Effective Purchase Price (\$/ton)	Total Transportation Charges (\$/ton)	F.O.B. Plant Price (\$/ton)	Percent Sulfur	BTU Content (Btu/lb)	Percent Ash	Percent Moisture
(a)	(b)	(c)	(d)	(e)	(f)	(g)	(h)	(i)	(j)	(k)	(l)	(m)	(n)

April 2025
NO ITEMS TO REPORT.

May 2025
NO ITEMS TO REPORT.

June 2025													
1	ALLIANCE COAL LLC	9,KY,225	LTC	RB	4	7,907.30							
2	CENTRAL COAL CO	10,IL,145	LTC	RB	14	27,407.08							
3	FORESIGHT COAL SALES LLC	10,IL,55	LTC	RB	1	1,861.60							



REDACTED

MONTHLY REPORT OF COST AND QUALITY OF COAL FOR ELECTRIC PLANTS ORIGIN,
TONNAGE, DELIVERED PRICE AND AS-RECEIVED QUALITY

Report For: April - June 2025
Reporting Company: DE Florida

NAME, TITLE, TELEPHONE NUMBER OF CONTACT PERSON CONCERNING DATA SUBMITTED ON THE FORM:
Signature of Official Submitting Report: Amy Gfu

Plant Name: Crystal River

DATE COMPLETED: 07/24/2025

										As Received Coal Quality			
Line No.	Supplier Name	Mine Location	Purchase Type	Transp Mode	Number Primary Shipping Units	Tons	Effective Purchase Price (\$/ton)	Total Transportation Charges (\$/ton)	F.O.B. Plant Price (\$/ton)	Percent Sulfur	BTU Content (Btu/lb)	Percent Ash	Percent Moisture
(a)	(b)	(c)	(d)	(e)	(f)	(g)	(h)	(i)	(j)	(k)	(l)	(m)	(n)
April 2025													
1	IMT (KINDER MORGAN)	N/A	Transfer	OB	8	150,797.13			\$100.098	2.98	11,109	8.10	14.15
May 2025													
1	IMT (KINDER MORGAN)	N/A	Transfer	OB	7	130,580.71			\$90.569	3.02	11,135	8.25	13.59
June 2025													
1	ASSOCTERM	N/A	Transfer	OB	2	36,676.08			\$63.777	2.94	11,243	8.71	12.83
2	IMT (KINDER MORGAN)	N/A	Transfer	OB	8	149,165.02			\$68.154	3.02	11,153	8.36	13.40



REDACTED

MONTHLY REPORT OF COST AND QUALITY OF COAL FOR ELECTRIC PLANTS ORIGIN,
TONNAGE, DELIVERED PRICE AND AS-RECEIVED QUALITY

Report For: April - June 2025
Reporting Company: DE Florida

NAME, TITLE, TELEPHONE NUMBER OF CONTACT PERSON CONCERNING DATA SUBMITTED ON THE FORM:
Signature of Official Submitting Report: Amy Gfu

Plant Name: IMT (Intl Marine Terminal)


DATE COMPLETED: 07/24/2025

										As Received Coal Quality				
Line No.	Supplier Name	Mine Location	Purchase Type	Transp Mode	Number Primary Shipping Units	Tons	Effective Purchase Price (\$/ton)	Total Transportation Charges (\$/ton)	F.O.B. Plant Price (\$/ton)	Percent Sulfur	BTU Content (Btu/lb)	Percent Ash	Percent Moisture	
(a)	(b)	(c)	(d)	(e)	(f)	(g)	(h)	(i)	(j)	(k)	(l)	(m)	(n)	
April 2025														
1	ALLIANCE COAL LLC	9,KY,225	LTC	RB	32	60,270.30			\$78.885	2.98	11,413	9.26	12.47	
2	CENTRAL COAL CO	10,IL,145	LTC	RB	47	91,868.97			\$73.196	2.91	11,093	8.54	13.71	
3	FORESIGHT COAL SALES LLC	10,IL,135	LTC	RB	2	3,934.43			\$68.885	2.95	11,572	7.92	12.23	
May 2025														
1	ALLIANCE COAL LLC	9,KY,225	LTC	RB	17	32,118.09			\$79.102	2.91	11,414	9.11	12.21	
2	CENTRAL COAL CO	10,IL,145	LTC	RB	45	90,420.96			\$72.074	2.92	11,101	8.50	13.68	
3	FORESIGHT COAL SALES LLC	10,IL,135	LTC	RB	4	7,495.57			\$69.111	3.04	11,527	8.83	11.73	
June 2025														
1	ALLIANCE COAL LLC	9,KY,225	LTC	RB	23	44,612.36			\$77.948	2.97	11,413	9.26	12.17	
2	ASSOCTERM	N/A	Transfer	RB	1	1,180.52			\$69.167	2.94	11,127	8.52	13.28	
3	CENTRAL COAL CO	10,IL,145	LTC	RB	45	91,885.35			\$64.963	2.95	11,164	8.45	13.29	
4	FORESIGHT COAL SALES LLC	10,IL,55	LTC	RB	13	25,435.93			\$67.948	3.01	11,447	8.86	12.08	



REDACTED

MONTHLY REPORT OF COST AND QUALITY OF COAL FOR ELECTRIC PLANTS ORIGIN,
TONNAGE, DELIVERED PRICE AND AS-RECEIVED QUALITY



Report For: April - June 2025
Reporting Company: DE Florida

NAME, TITLE, TELEPHONE NUMBER OF CONTACT PERSON CONCERNING DATA SUBMITTED ON THE FORM:
Signature of Official Submitting Report: Amy Gue

Plant Name: ZITO

DATE COMPLETED: 07/24/2025

											As Received Coal Quality			
Line No.	Supplier Name	Mine Location	Purchase Type	Transp Mode	Number Primary Shipping Units	Tons	Effective Purchase Price (\$/ton)	Total Transportation Charges (\$/ton)	F.O.B. Plant Price (\$/ton)	Percent Sulfur	BTU Content (Btu/lb)	Percent Ash	Percent Moisture	
(a)	(b)	(c)	(d)	(e)	(f)	(g)	(h)	(i)	(j)	(k)	(l)	(m)	(n)	

April 2025
NO ITEMS TO REPORT.

May 2025
NO ITEMS TO REPORT.

June 2025
NO ITEMS TO REPORT.



REDACTED

MONTHLY REPORT OF COST AND QUALITY OF COAL FOR ELECTRIC PLANTS ORIGIN,
TONNAGE, DELIVERED PRICE AND AS-RECEIVED QUALITY



Report For: April - June 2025
Reporting Company: DE Florida

NAME, TITLE, TELEPHONE NUMBER OF CONTACT PERSON CONCERNING DATA SUBMITTED ON THE FORM:
Signature of Official Submitting Report: Amy Gu

Plant Name: Associated Terminals

DATE COMPLETED: 07/24/2025

Line No.	Supplier Name	Mine Location	Purchase Type	Tons	FOB Mine Price (\$/ton)	Short Haul & Loading Charges (\$/ton)	Original Invoice Price (\$/ton)	Retroactive Price Increases (\$/ton)	Base Price (\$/ton)	Quality Adjustments (\$/ton)	Effective Purchase Price (\$/ton)
(a)	(b)	(c)	(d)	(e)	(f)	(g)	(h)	(i)	(j)	(k)	(l)

April 2025
NO ITEMS TO REPORT.


May 2025											
1	ALLIANCE COAL LLC	9,KY,225	LTC	2,000.90				0			
2	CENTRAL COAL CO	10,IL,145	LTC	15,692.87				0			

June 2025
NO ITEMS TO REPORT.



REDACTED

MONTHLY REPORT OF COST AND QUALITY OF COAL FOR ELECTRIC PLANTS ORIGIN,
TONNAGE, DELIVERED PRICE AND AS-RECEIVED QUALITY



Report For: April - June 2025
Reporting Company: DE Florida

NAME, TITLE, TELEPHONE NUMBER OF CONTACT PERSON CONCERNING DATA SUBMITTED ON THE FORM:
Signature of Official Submitting Report: Amy Gu

Plant Name: Crystal River

DATE COMPLETED: 07/24/2025

Line No.	Supplier Name	Mine Location	Purchase Type	Tons	FOB Mine Price (\$/ton)	Short Haul & Loading Charges (\$/ton)	Original Invoice Price (\$/ton)	Retroactive Price Increases (\$/ton)	Base Price (\$/ton)	Quality Adjustments (\$/ton)	Effective Purchase Price (\$/ton)
(a)	(b)	(c)	(d)	(e)	(f)	(g)	(h)	(i)	(j)	(k)	(l)
April 2025											
1	IMT (KINDER MORGAN)	N/A	Transfer	150,697.59				0			
May 2025											
1	IMT (KINDER MORGAN)	N/A	Transfer	111,918.43				0			
June 2025											
1	ASSOCTERM	N/A	Transfer	36,676.08				0			
2	IMT (KINDER MORGAN)	N/A	Transfer	186,565.02				0			



REDACTED

MONTHLY REPORT OF COST AND QUALITY OF COAL FOR ELECTRIC PLANTS ORIGIN,
TONNAGE, DELIVERED PRICE AND AS-RECEIVED QUALITY

Report For: April - June 2025

Reporting Company: DE Florida

NAME, TITLE, TELEPHONE NUMBER OF CONTACT PERSON CONCERNING DATA SUBMITTED ON THE FORM:
Signature of Official Submitting Report: Amy Gu

Plant Name: IMT (Intl Marine Terminal)

DATE COMPLETED: 07/24/2025

Line No.	Supplier Name	Mine Location	Purchase Type	Tons	FOB Mine Price (\$/ton)	Short Haul & Loading Charges (\$/ton)	Original Invoice Price (\$/ton)	Retroactive Price Increases (\$/ton)	Base Price (\$/ton)	Quality Adjustments (\$/ton)	Effective Purchase Price (\$/ton)
(a)	(b)	(c)	(d)	(e)	(f)	(g)	(h)	(i)	(j)	(k)	(l)
April 2025											
1	ALLIANCE COAL LLC	9,KY,225	LTC	20,564.51		0		0			
2	CENTRAL COAL CO	10,IL,145	LTC	51,497.91		0		0			
3	FORESIGHT COAL SALES LLC	10,IL,135	LTC	7,495.57		0		0			
May 2025											
1	ALLIANCE COAL LLC	9,KY,225	LTC	42,531.11		0		0			
2	CENTRAL COAL CO	10,IL,145	LTC	74,115.32		0		0			
3	FORESIGHT COAL SALES LLC	10,IL,55	LTC	27,297.53		0		0			
June 2025											
1	ALLIANCE COAL LLC	9,KY,225	LTC	45,863.36		0		0			
2	ASSOCTERM	N/A	Transfer	1,180.52		0		0			
3	CENTRAL COAL CO	10,IL,145	LTC	78,553.23		0		0			



REDACTED

MONTHLY REPORT OF COST AND QUALITY OF COAL FOR ELECTRIC PLANTS ORIGIN,
TONNAGE, DELIVERED PRICE AND AS-RECEIVED QUALITY

Report For: April - June 2025
Reporting Company: DE Florida

NAME, TITLE, TELEPHONE NUMBER OF CONTACT PERSON CONCERNING DATA SUBMITTED ON THE FORM:
Signature of Official Submitting Report: Amy Gu

Plant Name: ZITO
DATE COMPLETED: 07/24/2025

Line No.	Supplier Name	Mine Location	Purchase Type	Tons	FOB Mine Price (\$/ton)	Short Haul & Loading Charges (\$/ton)	Original Invoice Price (\$/ton)	Retroactive Price Increases (\$/ton)	Base Price (\$/ton)	Quality Adjustments (\$/ton)	Effective Purchase Price (\$/ton)
(a)	(b)	(c)	(d)	(e)	(f)	(g)	(h)	(i)	(j)	(k)	(l)

April 2025
NO ITEMS TO REPORT.

May 2025
NO ITEMS TO REPORT.

June 2025
NO ITEMS TO REPORT.



REDACTED

MONTHLY REPORT OF COST AND QUALITY OF COAL FOR ELECTRIC PLANTS

ORIGIN, TONNAGE,
DELIVERED PRICE AND AS-RECEIVED QUALITY



Report For: April - June 2025

NAME, TITLE, TELEPHONE NUMBER OF CONTACT PERSON CONCERNING DATA SUBMITTED ON THE FORM:

Reporting Company: DE Florida

Signature of Official Submitting Report:

Amy Gfu

Plant Name: Associated Terminals

DATE COMPLETED: 07/24/2025

Line No. (a)	Supplier Name (b)	Mine Location (c)	Shipping Point (d)	Transp Mode (e)	Tons (f)	Effective Purchase Price (\$/ton) (g)	Additional Short Haul & Loading Charges (\$/ton) (h)	Rail Charges		River Barge Rate (\$/ton) (k)	Waterborne Charges		Other Charges Incurred (\$/ton) (n)	Total Transp Charges (\$/ton) (o)	FOB Plant Price (\$/ton) (p)
								Rail Rate (\$/ton) (i)	Other Charges Incurred (\$/ton) (j)		Transloading Rate (\$/ton) (l)	Ocean Barge Rate (\$/ton) (m)			

April 2025

NO ITEMS TO REPORT.

May 2025

NO ITEMS TO REPORT.

June 2025

1	ALLIANCE COAL LLC	9,KY,225	RIVER VIEW MINE	RB	7,907.30			0							\$72,400
2	CENTRAL COAL CO	10,IL,145	PRAIRIE EAGLE (KNIGHT HAWK)	RB	27,407.08			0							\$65,771
3	FORESIGHT COAL SALES LLC	10,IL,55	SUGAR CAMP	RB	1,861.60			0							\$62,400



REDACTED

MONTHLY REPORT OF COST AND QUALITY OF COAL FOR ELECTRIC PLANTS

ORIGIN, TONNAGE,
DELIVERED PRICE AND AS-RECEIVED QUALITY



Report For: April - June 2025

NAME, TITLE, TELEPHONE NUMBER OF CONTACT PERSON CONCERNING DATA SUBMITTED ON THE FORM:

Reporting Company: DE Florida

Signature of Official Submitting Report: Amy Gu

Plant Name: Crystal River


DATE COMPLETED: 07/24/2025

Line No. (a)	Supplier Name (b)	Mine Location (c)	Shipping Point (d)	Transp Mode (e)	Tons (f)	Effective Purchase Price (\$/ton) (g)	Additional Short Haul & Loading Charges (\$/ton)	Rail Charges		Waterborne Charges			Other Charges Incurred (\$/ton) (n)	Total Transp Charges (\$/ton) (o)	FOB Plant Price (\$/ton) (p)
								Rail Rate (\$/ton) (i)	Other Charges Incurred (\$/ton)	River Barge Rate (\$/ton) (k)	Transloading Rate (\$/ton) (l)	Ocean Barge Rate (\$/ton) (m)			
April 2025															
1	IMT (KINDER MORGAN)	N/A	IMT (Intl Marine Terminal)	OB	150,797.13			0							\$100.098
May 2025															
1	IMT (KINDER MORGAN)	N/A	IMT (Intl Marine Terminal)	OB	130,580.71			0							\$90.569
June 2025															
1	ASSOCTERM	N/A	Associated Terminals	OB	36,676.08			0							\$63.777
2	IMT (KINDER MORGAN)	N/A	IMT (Intl Marine Terminal)	OB	149,165.02			0							\$68.154



REDACTED

MONTHLY REPORT OF COST AND QUALITY OF COAL FOR ELECTRIC PLANTS ORIGIN, TONNAGE,
DELIVERED PRICE AND AS-RECEIVED QUALITY



Report For: April - June 2025

Reporting Company: DE Florida

NAME, TITLE, TELEPHONE NUMBER OF CONTACT PERSON CONCERNING DATA SUBMITTED ON THE FORM:
Signature of Official Submitting Report: Amy Gue

Plant Name: Crystal River


DATE COMPLETED: 07/24/2025

Line No. (a)	Supplier Name (b)	Mine Location (c)	Shipping Point (d)	Transp Mode (e)	Tons (f)	Effective Purchase Price (\$) (g)	Additional Short Haul & Loading Charges (\$)	Rail Charges		Waterborne Charges				Total Transp Charges (\$) (o)	FOB Plant Price (\$) (p)
								Rail Rate (\$) (i)	Other Charges Incurred (\$) (j)	River Barge Rate (\$) (k)	Transloading Rate (\$) (l)	Ocean Barge Rate (\$) (m)	Other Charges Incurred (\$) (n)		
April 2025															
1	Various	N/A	N/A	UR	0.00			\$0.000							
May 2025															
1	Various	N/A	N/A	UR	0.00			\$0.000							
June 2025															
1	Various	N/A	N/A	UR	0.00			\$0.000							



REDACTED

MONTHLY REPORT OF COST AND QUALITY OF COAL FOR ELECTRIC PLANTS ORIGIN, TONNAGE,
DELIVERED PRICE AND AS-RECEIVED QUALITY



Report For: April - June 2025

Reporting Company: DE Florida

NAME, TITLE, TELEPHONE NUMBER OF CONTACT PERSON CONCERNING DATA SUBMITTED ON THE FORM:
Signature of Official Submitting Report: Amy Gue

Plant Name: IMT (Intl Marine Terminal)

DATE COMPLETED: 07/24/2025

Line No. (a)	Supplier Name (b)	Mine Location (c)	Shipping Point (d)	Transp Mode (e)	Tons (f)	Effective Purchase Price (\$/ton) (g)	Additional Short Haul & Loading Charges (\$/ton) (h)	Rail Charges		Waterborne Charges					Total Transp Charges (\$/ton) (o)	FOB Plant Price (\$/ton) (p)
								Rail Rate (\$/ton) (i)	Other Charges Incurred (\$/ton) (j)	River Barge Rate (\$/ton) (k)	Transloading Rate (\$/ton) (l)	Ocean Barge Rate (\$/ton) (m)	Other Charges Incurred (\$/ton) (n)			
April 2025																
1	ALLIANCE COAL LLC	9,KY,225	RIVER VIEW MINE	RB	60,270.30			0								\$78.885
2	CENTRAL COAL CO	10,IL,145	PRAIRIE EAGLE (KNIGHT HAWK)	RB	91,868.97			0								\$73.196
3	FORESIGHT COAL SALES LLC	10,IL,135	DEER RUN MINE, IL (24)	RB	3,934.43			0								\$68.885
May 2025																
1	ALLIANCE COAL LLC	9,KY,225	RIVER VIEW MINE	RB	32,118.09			0								\$79.102
2	CENTRAL COAL CO	10,IL,145	PRAIRIE EAGLE (KNIGHT HAWK)	RB	90,420.96			0								\$72.074
3	FORESIGHT COAL SALES LLC	10,IL,135	DEER RUN MINE, IL (24)	RB	7,495.57			0								\$69.111
June 2025																
1	ALLIANCE COAL LLC	9,KY,225	RIVER VIEW MINE	RB	44,612.36			0								\$77.948
2	ASSOCTERM	N/A	Associated Terminals	RB	1,180.52			0								\$69.167
3	CENTRAL COAL CO	10,IL,145	PRAIRIE EAGLE (KNIGHT HAWK)	RB	91,885.35			0								\$64.963
4	FORESIGHT COAL SALES LLC	10,IL,55	SUGAR CAMP	RB	25,435.93			0								\$67.948



REDACTED

MONTHLY REPORT OF COST AND QUALITY OF COAL FOR ELECTRIC PLANTS ORIGIN, TONNAGE,
DELIVERED PRICE AND AS-RECEIVED QUALITY

Report For: April - June 2025

Reporting Company: DE Florida

NAME, TITLE, TELEPHONE NUMBER OF CONTACT PERSON CONCERNING DATA SUBMITTED ON THE FORM:
Signature of Official Submitting Report: Amy Gfu

Plant Name: IMT (Intl Marine Terminal)

DATE COMPLETED: 07/24/2025

Line No. (a)	Supplier Name (b)	Mine Location (c)	Shipping Point (d)	Transp Mode (e)	Tons (f)	Effective Purchase Price (\$) (g)	Additional Short Haul & Loading Charges (\$) (h)	Rail Charges		Waterborne Charges				Total Transp Charges (\$) (o)	FOB Plant Price (\$) (p)
								Rail Rate (\$) (i)	Other Charges Incurred (\$) (j)	River Barge Rate (\$) (k)	Transloading Rate (\$) (l)	Ocean Barge Rate (\$) (m)	Other Charges Incurred (\$) (n)		
April 2025															
1	Various	N/A	N/A	RB	0.00		\$0.000								
May 2025															
1	Various	N/A	N/A	RB	0.00		\$0.000								
June 2025															
1	Various	N/A	N/A	RB	0.00		\$0.000								



REDACTED

MONTHLY REPORT OF COST AND QUALITY OF COAL FOR ELECTRIC PLANTS ORIGIN, TONNAGE,
DELIVERED PRICE AND AS-RECEIVED QUALITY

Report For: April - June 2025

Reporting Company: DE Florida

NAME, TITLE, TELEPHONE NUMBER OF CONTACT PERSON CONCERNING DATA SUBMITTED ON THE FORM:
Signature of Official Submitting Report: Amy Gue

Plant Name: ZITO

DATE COMPLETED: 07/24/2025

Line No. (a)	Supplier Name (b)	Mine Location (c)	Shipping Point (d)	Transp Mode (e)	Tons (f)	Effective Purchase Price (\$/ton) (g)	Additional Short Haul & Loading Charges (\$/ton) (h)	Rail Charges		Waterborne Charges				Total Transp Charges (\$/ton) (o)	FOB Plant Price (\$/ton) (p)
								Rail Rate (\$/ton) (i)	Other Charges Incurred (\$/ton) (j)	River Barge Rate (\$/ton) (k)	Transloading		Other Charges Incurred (\$/ton) (n)		
											Rate (\$/ton) (l)	Ocean Barge Rate (\$/ton) (m)			

April 2025
NO ITEMS TO REPORT.

May 2025
NO ITEMS TO REPORT.

June 2025
NO ITEMS TO REPORT.