

CLASS "B"

WATER and/or SEWER UTILITIES

(Gross Revenue of \$150,000 or More but Less Than \$750,000 Each)

ANNUAL REPORT

OF

SU408
South Seas Utility Company
8270-105 Collete Parkway
Ft. Myers, FL 33919-5107


36

268-5
Certificate Number(s)

OFFICIAL COPY
DIVISION OF

WATER AND SEWER

Do Not Remove from this Office



RECEIVED

APR - 2 1999

Florida Public Service Commission
Division of Water and Wastewater

FOR THE
YEAR ENDED DECEMBER 31, 19 98

General Instructions

1. Prepare this report in conformity with the 1984 National Association of Regulatory Utility Commissioners Uniform System of Accounts for Water and/or Sewer Utilities.
2. Interpret all accounting words and phrases in accordance with the USQA.
3. Complete each question fully and accurately, even if it has been answered in a previous annual report. Enter the word "None" where it truly and completely states the fact.
4. For any question, section, or page which is not applicable to the respondent enter the words "Not Applicable". Do not omit any pages.
5. Where dates are called for, the month and day should be stated as well as the year.
6. All schedules requiring dollar entries should be rounded to the nearest dollar unless otherwise specifically indicated.
7. Complete this report by means which result in a permanent record, such as by typewriter.
8. If there is not enough room on any schedule, an additional page or pages may be added provided the format of the added schedule matches the format of the schedule with not enough room. Such a schedule should reference the appropriate schedules, state the name of the utility, and state the year of the report.
9. If it is necessary or desirable to insert additional statements for the purpose of further explanation of schedules, such statement should be made at the bottom of the page or an additional page inserted. Any additional pages should state the name of the utility, the year of the report, and reference the appropriate schedule.
10. The report should be filled out in quadruplicate and the original and two copies returned by March 31 of the year following the date of the report. The report should be returned to:

Florida Public Service Commission
Division of Water and Sewer
101 East Gaines Street
Tallahassee, Florida 32399-0873

TABLE OF CONTENTS

Schedule	Page	Schedule	Page
Executive Summary			
Certification	E-1	Directors and Affiliates	E-7
General Information	E-2	Affiliation of Officers & Directors	E-8
Directory of Personnel Who Contact The Fla. Public Service Commission	E-3	Businesses Which Are A Byproduct, Coproduct or Joint Product Result of Providing Service	E-9
Company Profile	E-4	Business Transactions With Related Parties - Part I and II	E-10
Parent/Affiliate Organization Chart	E-5	Composite of Statistics	E-11
Compensation of Officers & Directors	E-6		
Business Contracts With Officers,			
Financial Section			
Comparative Balance Sheet - Assets and Other Debits	F-1	Companies	F-13
Comparative Balance Sheet - Equity Capital and Liabilities	F-2	Capital Stock	F-14
Comparative Operating Statement	F-3	Long Term Debt	F-14
Schedule of Year End Rate Base	F-4	Statement of Retained Earnings	F-15
Utility Plant	F-5	Bonds	F-16
Utility Plant Acquisition Adjustments	F-5	Advances from Associated Companies	F-16
Accumulated Depreciation	F-6	Accrued Taxes	F-17
Accumulated Amortization	F-6	Accrued Interest	F-18
Nonutility Property	F-7	Regulatory Commission Expense - Amortization of Rate Case Expense	F-18
Special Deposits	F-7	Misc. Current & Accrued Liabilities	F-19
Investments and Special Funds	F-8	Advances For Construction	F-19
Accounts and Notes Receivable - Net	F-9	Contributions In Aid Of Construction	F-20
Accounts Receivable from Associated Companies	F-10	Additions to CIAC Received from Capacity, Main Extension and Customer Connection Charges	F-21
Notes Receivable from Associated Companies	F-10	Accum. Amortization of C.I.A.C.	F-21
Prepayments	F-11	Additions to CIAC Received from All Developers or Contractors	F-22
Miscellaneous Deferred Debits	F-11	Agreements	F-22
Unamortized Debt Discount and Expense and Premium on Debt	F-12	Reconciliation of Reported Net Income With Taxable Income For	F-23
Extraordinary Property Losses	F-12	Federal Income Taxes	F-24
Notes Payable	F-13	AFUDC Calculation	F-24
Accounts Payable to Associated		AFUDC Capital Structure Adjustments	F-25
Water Operation Section			
Water Utility Plant Accounts	W-1	Statistics	W-6
Water Utility Expense Accounts	W-2	Water Treatment Plant, Mains, Services and Meters	W-7
Water Operating Revenue	W-3	Wells and Well Pumps, Reservoirs, and High Service Pumping	W-8
Basis for Water Depreciation Charges	W-4	Other Water System Information	W-9
Analysis of Entries in Water Depreciation Reserve	W-5	Calculation of ERC's	W-10
Pumping and Purchased Water			
Sewer Operation Section			
Sewer Utility Plant Accounts	S-1	Pumping Equipment and Service Connections	S-6
Sewer Utility Expense Accounts	S-2	Collecting and Force Mains	S-7
Sewer Operating Revenue	S-3	Other Sewer System Information	S-8
Basis for Sewer Depreciation Charges	S-4	Calculation of ERC's	S-9
Analysis of Entries in Sewer Depreciation Reserve	S-5		

EXECUTIVE SUMMARY

CERTIFICATION OF ANNUAL REPORT

YEAR OF REPORT DECEMBER 31, 19 <u>98</u>

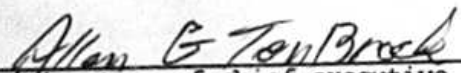
UTILITY NAME: South Seas Utility Company

I HEREBY CERTIFY, to the best of my knowledge and belief:


- | | | |
|-------|-----|--|
| YES | NO | |
| (X) | () | 1. The utility is in substantial compliance with the Uniform System of Accounts prescribed by the Florida Public Service Commission. |
| YES | NO | |
| (X) | () | 2. The utility is in substantial compliance with all applicable rules and orders of the Florida Public Service Commission. |
| YES | NO | |
| (X) | () | 3. There have been no communications from regulatory agencies concerning noncompliance with, or deficiencies in, financial reporting practices that could have a material effect on the financial statement of the utility. |
| YES | NO | |
| (X) | () | 4. The annual report fairly represents the financial condition and results of operations of the respondent for the period presented and other information and statements presented in the report as to the business affairs of the respondent are true, correct and complete for the period for which it represents. |

Items Certified

1.	2.	3.	4.
(X)	(X)	(X)	(X)


 (signature of chief executive officer of the utility)

1.	2.	3.	4.
(X)	(X)	(X)	(X)


 (signature of chief financial officer of the utility) *Authorized Agent*

* Each of the four items must be certified YES or NO. Each item need not be certified by both officers. The items being certified by the officer should be indicated in the appropriate area to the left of the signature.

NOTICE: Section 837.06, Florida Statutes, provides that any person who knowingly makes a false statement in writing with the intent to mislead a public servant in the performance of his duty shall be guilty of a misdemeanor of the second degree.

ANNUAL REPORT OF

County: Lee

South Seas Utility Company
(Exact Name of Utility)

List below the exact mailing address of the utility for which normal correspondence should be sent:

C/O Blacketer & Assoc.
8270-105 College Parkway
Fort Myers, FL 33919
Telephone: (941) 454-8500

Name and address of person to whom correspondence concerning this report should be addressed:

Melanie Arneri at the address above.
Telephone: (941) 454-8500

List below the address of where the utility's books and records are located:

8270-105 College Parkway
Fort Myers, FL 33919
Telephone: (941) 454-8500

List below any groups auditing or reviewing the records and operations:

Date of original organization of the utility: 12 / 10 / 75

Check the appropriate business entity of the utility as filed with the Internal Revenue Service:

Individual Partnership Sub S Corporation 1120 Corporation

List below every corporation or person owning or holding directly or indirectly 5 percent or more of the voting securities of the utility:

	Name	Percent Ownership
1.	Mariner Group, Inc.	95.0%
2.	Willoughby T. Cox, Jr.	5.0%
3.		%
4.		%
5.		%
6.		%
7.		%
8.		%
9.		%
10.		%

UTILITY NAME: South Seas Utility Company

YEAR OF REPORT
DECEMBER 31, 1998

DIRECTORY OF PERSONNEL WHO CONTACT THE FLORIDA PUBLIC SERVICE COMMISSION

NAME OF COMPANY REPRESENTATIVE (1)(2)	TITLE OR POSITION	ORGANIZATIONAL UNIT TITLE (3)	USUAL PURPOSE FOR CONTACT WITH FPSC
Joe K. Blacketer	N/A	Blacketer & Assoc.	General Admin.
Melanie Arnieri	N/A	Blacketer & Assoc.	Accounting
B. Kenneth Gatlin	N/A	Attorney	Legal

- (1) Also list appropriate legal counsel, accountants and others who may not be on general payroll.
- (2) Provide individual telephone numbers if the person is not normally reached at the company.
- (3) Name of company employed by if not on general payroll.

UTILITY NAME: South Seas Utility Company

YEAR OF REPORT
DECEMBER 31, 19 98

COMPANY PROFILE

Provide a brief narrative company profile which covers the following areas:

- A. Brief company history.
- B. Public services rendered.
- C. Major goals and objectives.
- D. Major operating divisions and functions.
- E. Current and projected growth patterns.
- F. Major transactions having a material effect on operations.

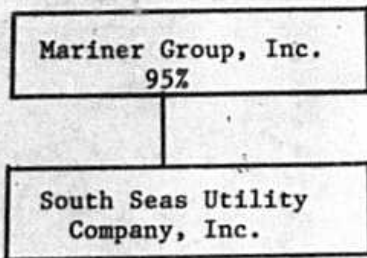
- A. Company founded in 1975.
- B. Company provides "sewer only" utility service to South Seas Plantation.
- C. Provides the best and most reasonable sewer utility service within the certified area.
- D. None.
- E. Commercial and residential growth is minimal.
- F. None.

UTILITY NAME: South Seas Utility Company

YEAR OF REPORT
DECEMBER 31, 1998

PARENT / AFFILIATE ORGANIZATION CHART
Current as of 12/31/98

Complete below an organizational chart that shows all parents and subsidiaries of the utility. The chart must also show the relationship between the utility and the affiliates listed on E-7, E-10(a) and E-10(b).



UTILITY NAME: South Seas Utility Company

YEAR OF REPORT
DECEMBER 31, 19 98

COMPENSATION OF OFFICERS

For each officer, list the time spent on respondent as an officer compared to time spent on total business activities and the compensation received as an officer from the respondent.

NAME (a)	TITLE (b)	% OF TIME SPENT AS OFFICER OF UTILITY (c)	OFFICERS COMPENSATION (d)
Allen TenBroek	President	5	\$ None
			\$
			\$
			\$
			\$
			\$
			\$
			\$

COMPENSATION OF DIRECTORS

For each director, list the number of director meetings attended by each director and the compensation received as a director from the respondent.

NAME (a)	TITLE (b)	NUMBER OF DIRECTORS MEETINGS ATTENDED (c)	DIRECTORS COMPENSATION (d)
Allen TenBroek	Director	1	\$ None
Robert M. Taylor	Director	1	\$ None
			\$
			\$
			\$
			\$
			\$
			\$

UTILITY NAME: South Seas Utility Company

YEAR OF REPORT
DECEMBER 31, 19⁹⁸

BUSINESS CONTRACTS WITH OFFICERS, DIRECTORS AND AFFILIATES

List all contracts, agreements, or other business arrangements* entered into during the calendar year (other than compensation related to position with Respondents) between the Respondent and officer and director listed on page E-6. In addition, provide the same information with respect to professional services for each firm, partnership, or organization with which the officer or director is affiliated.

NAME OF OFFICER, DIRECTOR OR AFFILIATE (a)	IDENTIFICATION OF SERVICE OR PRODUCT (b)	AMOUNT (c)	NAME AND ADDRESS OF AFFILIATED ENTITY (d)
None		\$	

*Business Agreement, for this schedule, shall mean any oral or written business deal which binds the concerned parties for products or services during the reporting year or future years. Although the Respondent and/or other companies will benefit from the arrangement, the officer or director is, however, acting on his behalf or for the benefit of other companies or persons.

UTILITY NAME: South Seas Utility Company

YEAR OF REPORT
DECEMBER 31, 1998

AFFILIATION OF OFFICERS AND DIRECTORS

For each of the officials listed on page E-6, list the principle occupation or business affiliation and all affiliations or connections with any other business or financial organizations, firms, or partnerships. For purposes of this part, an official will be considered to have an affiliation with any business or financial organization, firm or partnership in which he is an officer, director, trustee, partner, or a person exercising similar functions.

NAME (a)	PRINCIPLE OCCUPATION OR BUSINESS AFFILIATION (b)	AFFILIATION OR CONNECTION (c)	NAME AND ADDRESS OF AFFILIATION OR CONNECTION (d)
Allen TenBroek	Mariner Group, Inc.	Affiliation	Mariner Group, Inc. 12800 University Dr, Suite 260 Fort Myers, FL 33907

UTILITY NAME: South Seas Utility Company

YEAR OF REPORT
DECEMBER 31, 1998

BUSINESSES WHICH ARE A BYPRODUCT, COPRODUCT OR JOINT PRODUCT RESULT OF PROVIDING WATER OR SEWER SERVICE

Complete the following for any business which is conducted as a byproduct, coproduct or joint product as a result of providing water and/or sewer service. This would include any business which requires the use of utility land and facilities. Examples of these types of businesses would be orange groves, nurseries, tree farms, fertilizer manufacturing, etc. This would not include any business for which the assets are properly included in Account 121 - Nonutility Property along with the associated revenues and expenses segregated out as nonutility also.

BUSINESS OR SERVICE CONDUCTED (a)	ASSETS		REVENUES		EXPENSES	
	BOOK COST OF ASSETS (b)	ACCT. NO. (c)	REVENUES GENERATED (d)	ACCT. NO. (e)	EXPENSES INCURRED (f)	ACCT. NO. (g)
NONE	\$ NONE	NONE	\$ NONE	NONE	\$ NONE	NONE

UTILITY NAME: South Seas Utility Company

YEAR OF REPORT
DECEMBER 31, 1998

BUSINESS TRANSACTIONS WITH RELATED PARTIES

List each contract, agreement, or other business transaction exceeding a cumulative amount of \$500 in any one year, entered into between the Respondent and a business or financial organization, firm, or partnership named on pages E-2 and E-6 identifying the parties, amounts, dates and product, asset, or service involved.

Part I. Specific Instructions: Services and Products Received or Provided

1. Enter in this part all transactions involving services and products received or provided.
2. Below are some types of transactions to include:
 - management, legal and accounting services
 - computer services
 - engineering & construction services
 - repairing and servicing of equipment
 - material and supplies furnished
 - leasing of structures, land and equipment
 - rental transactions
 - sale, purchase or transfer of various products

NAME OF COMPANY OR RELATED PARTY (a)	DESCRIPTION SERVICE AND/OR NAME OF PRODUCT (b)	CONTRACT OR AGREEMENT EFFECTIVE DATES (c)	ANNUAL CHARGES	
			(P)urchased/ or (S)old (d)	AMOUNT (e)
Blacketer & Assoc., Inc.	Management	Annual		\$12,000.00
Blacketer & Assoc., Inc.	Accounting	Annual		\$24,000.00

BUSINESS TRANSACTIONS WITH RELATED PARTIES (Cont'd)

Part II. Specific Instructions: Sale, Purchase and Transfer of Assets

1. Enter in this part all transactions relating to the purchase, sale or transfer of assets.
2. Below are examples of some types of transactions to include:
 - purchase, sale or transfer of equipment.
 - purchase, sale or transfer of land and structures.
 - purchase, sale or transfer of securities.
 - noncash transfers of assets.
 - noncash dividends other than stock dividends.
 - writeoff of bad debts or loans.
3. The columnar instructions follow:
 - (a) Enter name of related party or company.
 - (b) Describe briefly the type of assets purchased, sold or transferred.
 - (c) Enter the total received or paid. Indicate purchase with "p" and sale with "s".
 - (d) Enter the net book value for each item reported.
 - (e) Enter the net profit or loss for each item (column (c) - column (d)).
 - (f) Enter the fair market value for each item reported. In space below or in a supplemental schedule, describe the basis used to calculate fair market value.

NAME OF COMPANY OR RELATED PARTY (a)	DESCRIPTION OF ITEMS (b)	SALE OR PURCHASE PRICE (c)	NET BOOK VALUE (d)	GAIN OR LOSS (e)	FAIR MARKET VALUE (f)
NONE	NONE	\$ NONE	\$ NONE	\$ NONE	\$ NONE

UTILITY NAME: South Seas Utility Company

YEAR OF REPORT
DECEMBER 31, 19⁹⁸

COMPOSITE STATISTICS FOR ALL
PRIVATELY OWNED WATER AND SEWER UTILITIES UNDER AGENCY JURISDICTION

DESCRIPTION (a)	WATER (b)	SEWER (c)
PLANT (Intrastate Only)(000's Omitted):		
Plant in Service	\$	\$ 2,480
Construction Work In Progress		
Plant Acquisition Adjustment		
Plant Held For Future Use		
Materials and Supplies		
Less:		
Accumulated Depreciation and Accumulated Amortization		1,062
Contributions In Aid Of Construction		204
Net Book Cost	\$	\$ 1,214
REVENUES AND EXPENSES (Intrastate Only)(000's Omitted):		
Operating Revenues	\$	\$ 500
Depreciation and Amortization Expense	\$	\$ 79
Income Tax Expense		32
Taxes Other Than Income		430
Other Operating Expenses		
Total Operating Expenses	\$	\$ 541
Net Operating Income	\$	\$ (41)
Other Income	\$	\$ 70
Other Income Deductions		
Net Income	\$	\$ (111)
CUSTOMERS (Intrastate Only):		
Residential - Yearly Average		33
Commercial - Yearly Average		12
Industrial - Yearly Average		20
Others - Yearly Average		
Total		65
OTHER STATISTICS (Intrastate Only):		
Average Annual Residential Use Per 1,000 Gallons	\$	\$
Average Annual Residential Cost Per 1,000 Gallons	\$	\$
Average Residential Monthly Bill	\$	\$ 38
Gross Plant Investment Per Customer	\$	\$

**FINANCIAL
SECTION**

UTILITY NAME: South Seas Utility Company

 YEAR OF REPORT
 DECEMBER 31, 19 98

COMPARATIVE BALANCE SHEET - ASSETS AND OTHER DEBITS

ACCT. NO. (a)	ACCOUNT NAME (b)	REF. PAGE (c)	CURRENT YEAR (d)	PREVIOUS YEAR (e)
UTILITY PLANT				
101-105	Utility Plant	F-5	\$ 2,479,656	\$ 2,223,924
108-110	Less: Accumulated Depreciation and Amortization	F-6	1,062,426	963,288
	Net Plant		\$ 1,417,230	\$ 1,260,636
114-115	Utility Plant Acquisition Adjustments (Net)	F-5	NONE	NONE
	Other Plant Adj. (Specify)		NONE	NONE
	Total Net Utility Plant		\$ 1,417,230	\$ 1,260,636
OTHER PROPERTY AND INVESTMENTS				
121	Nonutility Property	F-7	\$ NONE	\$ NONE
122	Less: Accumulated Depreciation and Amortization			
	Net Nonutility Property		\$ NONE	\$ NONE
123	Investment In Associated Companies	F-8		
124	Utility Investments	F-8		
125	Other Investments	F-8		
127	Other Special Funds	F-8		
	Total Other Property & Investments		\$ NONE	\$ NONE
CURRENT AND ACCRUED ASSETS				
131	Cash		\$	\$
132	Special Deposits	F-7		
134	Working Funds			
135	Temporary Cash Investments			
141-144	Accounts and Notes Receivable, Less Accumulated Provision for Uncollectible Accounts	F-9	6,785	45,444
145	Accounts Receivable from Associated Companies	F-10	NONE	NONE
146	Notes Receivable from Associated Companies	F-10	NONE	NONE
151	Material and Supplies		NONE	NONE
162	Prepayments	F-11	5,250	6,116
171	Accrued Interest and Dividends Receivable		NONE	NONE
174	Misc. Current and Accrued Assets			
	Total Current and Accrued Assets		\$ 12,035	\$ 51,560

UTILITY NAME: South Seas Utility Company

YEAR OF REPORT
DECEMBER 31, 1998

COMPARATIVE BALANCE SHEET - ASSETS AND OTHER DEBITS

ACCT. NO. (a)	ACCOUNT NAME (b)	REF. PAGE (c)	CURRENT YEAR (d)	PREVIOUS YEAR (e)
DEFERRED DEBITS				
181	Unamortized Debt Discount & Expense	F-12	\$ NONE	\$ 3,402
182	Extraordinary Property Losses	F-12	NONE	NONE
186	Misc. Deferred Debits	F-11	NONE	NONE
190	Accumulated Deferred Income Taxes		NONE	NONE
	Total Deferred Debits		\$ NONE	\$ 3,402
	TOTAL ASSETS AND OTHER DEBITS		\$ 1,429,265	\$ 1,315,598

NOTES TO THE BALANCE SHEET

The space below is provided for important notes regarding the balance sheet.

UTILITY NAME: South Seas Utility Company

 YEAR OF REPORT
 DECEMBER 31, 19 98

COMPARATIVE BALANCE SHEET - EQUITY CAPITAL AND LIABILITIES

ACCT. NO. (a)	ACCOUNT NAME (b)	REF. PAGE (c)	CURRENT YEAR (d)	PREVIOUS YEAR (e)
EQUITY CAPITAL				
201	Common Stock Issued	F-14	\$ 810.	\$ 810.
204	Preferred Stock Issued	F-14	NONE	NONE
211	Other Paid-In Capital		800,000.	800,000.
212	Discount on Capital Stock		NONE	NONE
213	Capital Stock Expense		NONE	NONE
214-215	Retained Earnings	F-15	(574,934)	(464,102)
216	Reacquired Capital Stock			
218	Proprietary Capital (Proprietorship and Partnership Only)			
	Total Equity Capital		\$ 225,876	\$ 336,708
LONG TERM DEBT				
221	Bonds	F-16	\$ NONE	\$ NONE
223	Advances from Associated Companies	F-16	NONE	NONE
224	Other Long Term Debt	F-14	519,233	547,445
	Total Long Term Debt		\$ 519,233	\$ 547,445
CURRENT AND ACCRUED LIABILITIES				
231	Accounts Payable		\$ 4,005	\$ 45,796
232	Notes Payable	F-13	NONE	NONE
233	Accounts Payable to Associated Co.	F-13	NONE	NONE
234	Notes Payable to Associated Co.	F-13	443,276	126,650.
235	Customer Deposits		NONE	NONE
236	Accrued Taxes	F-17	32,835	32,364
237	Accrued Interest	F-18	NONE	2,195
238	Accrued Dividends		NONE	NONE
239	Matured Long Term Debt		NONE	NONE
240	Matured Interest		NONE	NONE
241	Miscellaneous Current and Accrued Liabilities	F-19	NONE	NONE
	Total Current and Accrued Liabilities		\$ 480,116	\$ 207,005

UTILITY NAME: _____

South Seas Utility Company YEAR OF REPORT
DECEMBER 31, 19 98

COMPARATIVE BALANCE SHEET - EQUITY CAPITAL AND LIABILITIES

ACCT. NO. (a)	ACCOUNT NAME (b)	REF. PAGE (c)	CURRENT YEAR (d)	PREVIOUS YEAR (e)
	DEFERRED CREDITS			
251	Unamortized Premium on Debt	F-12	\$ _____	\$ _____
252	Advances for Construction	F-19	_____	_____
253	Other Deferred Credits		_____	_____
255	Accumulated Deferred Investment Tax Credits		_____	_____
	Total Deferred Credits		\$ NONE	\$ NONE
	OPERATING RESERVES			
261	Property Insurance Reserve		\$ _____	\$ _____
262	Injuries and Damages Reserve		_____	_____
263	Pensions and Benefits Reserve		_____	_____
265	Miscellaneous Operating Reserves		_____	_____
	Total Operating Reserves		\$ NONE	\$ NONE
	CONTRIBUTIONS IN AID OF CONSTRUCTION			
271	Contributions In Aid of Construction	F-20	\$ 406,355	\$ 406,355
272	Accumulated Amortization of Contributions In Aid of Construction	F-21	202,315	181,915
	Total Net C.I.A.C.		\$ 204,040	\$ 224,440
	ACCUMULATED DEFERRED INCOME TAXES			
281	Accumulated Deferred Income Taxes - Accelerated Depreciation		\$ _____	\$ _____
282	Accumulated Deferred Income Taxes - Liberalized Depreciation		_____	_____
283	Accumulated Deferred Income Taxes - Other		_____	_____
	Total Accum. Deferred Income Taxes		\$ NONE	\$ NONE
	TOTAL EQUITY CAPITAL AND LIABILITIES		\$ 1,429,265	\$ 1,315,598

F-2(b)

YEAR OF REPORT DECEMBER 31, 19 <u>98</u>

 UTILITY NAME: South Seas Utility Company

COMPARATIVE OPERATING STATEMENT

ACCT. NO. (a)	ACCOUNT NAME (b)	PREVIOUS YEAR (c)	REF. PAGE (d)	CURRENT YEAR (e)
	UTILITY OPERATING INCOME			
400	Operating Revenues	\$ 481,346	F-3(b)	\$ 499,754
401	Operating Expenses	\$ 369,670	F-3(b)	\$ 429,537
403	Depreciation Expense	78,451	F-6	78,739
406	Amortization of Utility Plant Acquisition Adjustment	NONE		NONE
407	Amortization Expense	NONE		NONE
408.1	Taxes Other Than Income	31,781	F-17	32,471
409.1	Income Taxes	NONE	F-17	NONE
410.10	Deferred Income Taxes	NONE		NONE
411.10	Provision for Deferred Income Taxes - Credit	NONE		NONE
412.10	Investment Tax Credits Deferred to Future Periods	NONE		NONE
412.11	Investment Tax Credits Restored to Operating Income	NONE		NONE
	Utility Operating Expenses	\$ 479,902		\$ 540,747
	Utility Operating Income	\$ 1,444		\$ (40,993)
413	Income From Utility Plant Leased to Others	NONE		NONE
414	Gains (Losses) From Disposition of Utility Property	NONE		NONE
	Total Utility Operating Income [Enter here and on Page F-3(c)]	\$ 1,444		\$ (40,993)

F-3(a)

COMPARATIVE OPERATING STATEMENT (Cont'd)

REF. PAGE (f)	WATER (g)	REF. PAGE (h)	SEWER (i)	OTHER (j)
W-3	\$	S-3	\$ 499,754	\$
W-2	\$	S-2	\$ 429,537	\$
F-6		F-6	78,739	
F-6		F-6	NONE	
F-17		F-17	NONE	
F-17		F-17	32,471	
			NONE	
			NONE	
			NONE	
			NONE	
			NONE	
			NONE	
	\$		\$ 540,747	\$
	\$		\$ (40,993)	\$
			NONE	
			NONE	
	\$		\$ (40,993)	\$
	<u>N/A</u>		<u>(40,993)</u>	<u>N/A</u>

F-3(b)

UTILITY NAME: South Seas Utility Company

 YEAR OF REPORT
 DECEMBER 31, 1998

COMPARATIVE OPERATING STATEMENT (Cont'd)

ACCT. NO. (a)	ACCOUNT NAME (b)	PREVIOUS YEAR (c)	REF. PAGE (d)	CURRENT YEAR (e)
	Total Utility Operating Income [From Page F-3(a)]	\$ 1,444		\$ (40,993)
	OTHER INCOME AND DEDUCTIONS			
415	Revenues From Merchandising, Jobbing and Contract Deductions	\$ NONE		\$ NONE
416	Costs and Expenses of Merchandising, Jobbing and Contract Work			
419	Interest and Dividend Income			
420	Allowance for Funds Used During Construction			
421	Nonutility Income			
426	Miscellaneous Nonutility Expenses			
	Total Other Income and Deductions	\$ NONE		\$ NONE
	TAXES APPLICABLE TO OTHER INCOME			
408.20	Taxes Other Than Income	\$	F-17	\$
409.20	Income Taxes		F-17	
410.20	Provision for Deferred Income Taxes			
411.20	Provision for Deferred Income Taxes - Credit			
412.20	Investment Tax Credits - Net			
412.30	Investment Tax Credits Restored to Operating Income			
	Total Taxes Applicable To Other Income	\$ NONE		\$ NONE
	INTEREST EXPENSE			
427	Interest Expense	\$ 60,491	F-18	\$ 66,186
428	Amortization of Debt Discount & Expense	3,712	F-12	3,653
429	Amortization of Premium on Debt	NONE	F-12	NONE
	Total Interest Expense	\$ 64,203		\$ 69,839
	EXTRAORDINARY ITEMS			
433	Extraordinary Income	\$		\$
434	Extraordinary Deductions			
409.30	Income Taxes, Extraordinary Items			
	Total Extraordinary Items	\$ NONE		\$ NONE
	NET INCOME	\$ (62,759)		\$ (110,832)

UTILITY NAME: South Seas Utility Company

 YEAR OF REPORT
 DECEMBER 31, 1998

SCHEDULE OF YEAR END RATE BASE

ACCT. NO. (a)	ACCOUNT NAME (b)	REF. PAGE (c)	WATER UTILITY (d)	SEWER UTILITY (e)
101	Utility Plant In Service	F-5	\$	\$ 2,479,656
	Less:			
	Nonused and Useful Plant (1)			NONE
108	Accumulated Depreciation	F-6		1,062,426
110	Accumulated Amortization	F-6		
271	Contributions In Aid of Construction	F-20		406,355
252	Advances for Construction	F-19		
	Subtotal		\$	\$ 1,010,875
	Additions:			
272	Accumulated Amortization of Contributions In Aid of Construction	F-21		202,315
	Subtotal		\$	\$ 1,213,190
	Plus or Minus:			
114	Acquisition Adjustments (2)	F-5		NONE
115	Accumulated Amortization of Acquisition Adjustments (2)	F-5		53,692
	Working Capital Allowance (3)			
	Other (Specify):			
	RATE BASE		\$	\$ 1,266,882
	UTILITY OPERATING INCOME		\$ N/A	\$ (40,993)
	ACHIEVED RATE OF RETURN		N/A %	(.03)%

NOTES :

- (1) Estimated if not known.
- (2) Include only those Acquisition Adjustments that have been approved by the Commission.
- (3) Calculate using the Balance Sheet Method, beginning-year end average.

UTILITY NAME: South Seas Utility Company

YEAR OF REPORT
DECEMBER 31, 19 98

UTILITY PLANT (ACCTS. 101 - 106)

ACCT. NO. (a)	DESCRIPTION (b)	WATER (c)	SEWER (d)	OTHER THAN REPORTING SYSTEMS (e)	TOTAL (f)
	Plant Accounts:				
101	Utility Plant In Service	\$ -	\$ 2,479,656	\$ -	\$ 2,479,656
102	Utility Plant Leased to Others	-	-	-	-
103	Property Held for Future Use	-	-	-	-
104	Utility Plant Purchased or Sold	-	-	-	-
105	Construction Work In Progress	-	-	-	-
	Total Utility Plant	\$ N/A	\$ 2,479,656	\$ N/A	\$ 2,479,656

UTILITY PLANT ACQUISITION ADJUSTMENTS (ACCTS. 114 - 115)

Report each acquisition adjustment and related accumulated amortization separately. For any acquisition adjustment approved by the Commission, include the Order Number.

DESCRIPTION (a)	WATER (b)	SEWER (c)	OTHER THAN REPORTING SYSTEMS (d)	TOTAL (e)
ACQUISITION ADJUSTMENTS (114):				
	\$ -	\$ -	\$ -	\$ -
	-	-	-	-
	-	-	-	-
Total Plant Acquisition Adjs.	\$ N/A	\$ NONE	\$ N/A	\$ NONE
ACCUMULATED AMORTIZATION (115):				
	\$ -	\$ -	\$ -	\$ -
	-	-	-	-
	-	-	-	-
Total Accumulated Amortization	\$ -	\$ -	\$ -	\$ -
Net Acquisition Adjustments	\$ N/A	\$ NONE	\$ N/A	\$ NONE

UTILITY NAME: South Seas Utility Company

YEAR OF REPORT
DECEMBER 31, 1998

ACCUMULATED DEPRECIATION (ACCT. 108)

DESCRIPTION (a)	WATER (b)	SEWER (c)	OTHER THAN REPORTING SYSTEMS (d)	TOTAL (e)
Balance first of year	\$	\$ 963,288	\$	\$ 963,288
Credit during year:				
Accruals charged to Account 108	\$	\$ 99,138	\$	\$ 99,138
Accruals charged other accounts (specify)				
Salvage				
Other credits (specify)				
Total credits	\$	\$ 99,138	\$	\$ 99,138
Debits during year:				
Book cost of plant retired	\$	\$	\$	\$
Cost of removal				
Other debits (specify)				
Total debits	\$	\$	\$	\$
Balance end of year	\$ N/A	\$ 1,062,426	\$ N/A	\$ 1,062,426

ACCUMULATED AMORTIZATION (ACCT. 110)

DESCRIPTION (a)	WATER (b)	SEWER (c)	OTHER THAN REPORTING SYSTEMS (d)	TOTAL (e)
Balance first of year	\$	\$ NONE	\$	\$ NONE
Credit during year:				
Accruals charged to Account 110	\$	\$	\$	\$
Other credits (specify)				
Total credits	\$	\$ NONE	\$	\$ NONE
Debits during year:				
Book cost of plant retired	\$	\$	\$	\$
Other debits (specify)				
Total debits	\$	\$ NONE	\$	\$ NONE
Balance end of year	\$ N/A	\$ NONE	\$ N/A	\$ NONE

UTILITY NAME South Seas Utility Company

YEAR OF REPORT
DECEMBER 31, 1998

INVESTMENTS AND SPECIAL FUNDS (ACCTS. 123 - 127)

Report hereunder all investments and special funds carried in Accounts 123 thru 127.

DESCRIPTION OF SECURITY OR SPECIAL FUND (a)	FACE OR PAR VALUE (b)	YEAR END BOOK COST (c)
INVESTMENT IN ASSOCIATED COMPANIES (ACCT. 123)	\$ -----	\$ -----
_____	\$ -----	-----
_____	\$ -----	-----
_____	\$ -----	-----
_____	\$ -----	-----
Total Investment In Associated		\$ NONE
UTILITY INVESTMENTS (ACCT. 124):	\$ -----	\$ -----
_____	\$ -----	-----
_____	\$ -----	-----
_____	\$ -----	-----
_____	\$ -----	-----
Total Utility Investments		\$ NONE
OTHER INVESTMENTS (ACCT. 125):	\$ -----	\$ -----
_____	\$ -----	-----
_____	\$ -----	-----
_____	\$ -----	-----
_____	\$ -----	-----
Total Other Investments		\$ NONE
SPECIAL FUNDS (ACCT. 127):		\$ -----
_____		-----
_____		-----
_____		-----
_____		-----
Total Special Funds		\$ NONE

UTILITY NAME South Seas Utility Company

YEAR OF REPORT
DECEMBER 31, 1998

ACCOUNTS AND NOTES RECEIVABLE - NET (ACCTS. 141 - 144)

Report hereunder all accounts and notes receivable included in Accounts 141, 142 and 144. Amounts included in Accounts 142 and 144 should be listed individually.

DESCRIPTION (a)		TOTAL (b)
ACCOUNTS RECEIVABLE:		
Customer Accounts Receivable (Acct. 141):		
Water -----	\$	
Sewer -----		6,785
Other -----		
Total Customer Accounts Receivable -----	\$	6,785
OTHER ACCOUNTS RECEIVABLE (Acct. 142):		
-----	\$	

Total Other Accounts Receivable -----		NONE
NOTES RECEIVABLE (Acct. 144):		
-----	\$	

Total Notes Receivable -----		NONE
Total Accounts and Notes Receivable -----	\$	6,785
ACCUMULATED PROVISION FOR UNCOLLECTIBLE ACCOUNTS (Acct. 143)		
Balance first of year -----	\$	
Add: Provision for uncollectibles for current year -----	\$	
Collections of accounts previously written off -----		
Utility accounts -----		
Others -----		
Total Additions -----	\$	
Deduct accounts written off during year:		
Utility Accounts -----	\$	
Other -----		
Total accounts written off -----	\$	
Balance end of year -----		NONE
Total Accounts and Notes Receivable - Net -----	\$	<u>6,785</u>

UTILITY NAME: South Seas Utility Company

YEAR OF REPORT DECEMBER 31, 19 <u>98</u>

ACCOUNTS RECEIVABLE FROM ASSOCIATED COMPANIES (ACCT. 145)

Report each account receivable from associated companies separately.

DESCRIPTION (a)	TOTAL (b)
	\$
Total -----	\$ <u>NONE</u>

NOTES RECEIVABLE FROM ASSOCIATED COMPANIES (ACCT. 146)

Report each note receivable from associated companies separately.

DESCRIPTION (a)	INTEREST RATE (b)	TOTAL (c)
		\$
Total -----		\$ <u>NONE</u>

UTILITY NAME South Seas Utility Company

YEAR OF REPORT
DECEMBER 31, 1998

PREPAYMENTS (ACCT. 162)

DESCRIPTION (a)	TOTAL (b)
Prepaid Insurance	\$ 3,500
Prepaid Rents	
Prepaid Interest	
Prepaid Taxes	
Other Prepayments (Specify): Operating Permit-5 Years	1,750
Total Prepayments	\$ 5,250

MISCELLANEOUS DEFERRED DEBITS (ACCT. 186)

DESCRIPTION (a)	TOTAL (b)
MISCELLANEOUS DEFERRED DEBITS (Acct. 186):	
Deferred Rate Case Expense (Acct. 186.1)	\$
Other Deferred Debits (Acct. 186.2)	
Total Miscellaneous Deferred Debits	\$ NONE

UTILITY NAME South Seas Utility Company

YEAR OF REPORT
DECEMBER 31, 19 98

UNAMORTIZED DEBT DISCOUNT AND EXPENSE AND PREMIUM ON DEBT (ACCTS. 181 and 251)

Report the net discount and expense or premium separately for each security issue.

DESCRIPTION (a)	AMOUNT WRITTEN OFF DURING YEAR (b)	YEAR END BALANCE (c)
UNAMORTIZED DEBT DISCOUNT AND EXPENSE (Acct. 181):		
	\$ 3,653	\$ -----
	-----	-----
	-----	-----
Total Unamortized Debt Discount and Expense -----	\$ 3,653	\$ NONE
UNAMORTIZED PREMIUM ON DEBT (Acct. 251):		
	\$ -----	\$ -----
	-----	-----
	-----	-----
Total Unamortized Premium on Debt -----	\$ NONE	\$ NONE

EXTRAORDINARY PROPERTY LOSSES (ACCT. 182)

Report each item separately.

DESCRIPTION (a)	TOTAL (b)
EXTRAORDINARY PROPERTY LOSSES (Acct. 182):	
	\$ -----

Total Extraordinary Property Losses -----	\$ NONE

UTILITY NAME: South Seas Utility Company

YEAR OF REPORT
DECEMBER 31, 19 98

NOTES PAYABLE (ACCTS. 232 and 234)

DESCRIPTION (a)	NOMINAL DATE OF ISSUE (b)	DATE OF MATURITY (c)	INTEREST		PRINCIPAL AMOUNT PER BALANCE SHEET (f)
			RATE (d)	FREQUENCY OF PAYMENT (e)	
ACCOUNT 232 - NOTES PAYABLE:					
			\$		
			\$		
			\$		
			\$		
			\$		
Total Account 232					\$ NONE
ACCOUNT 234 - NOTES PAYABLE TO ASSOCIATED COMPANIES:					
<u>Mariner Group, Inc.</u>			Prime \$	Qtrly	\$ 443,276
			\$		
			\$		
			\$		
			\$		
Total Account 234					\$ 443,276

ACCOUNTS PAYABLE TO ASSOCIATED COMPANIES (ACCT. 233)

Report each account payable separately.

DESCRIPTION (a)	TOTAL (b)
	\$
Total	\$ NONE

UTILITY NAME: South Seas Utility Company

YEAR OF REPORT
DECEMBER 31, 19 98

STATEMENT OF RETAINED EARNINGS

1. Dividends should be shown for each class and series of capital stock.
Show amounts of dividends per share.
2. Show separately the state and federal income tax effect of items shown in
Account No. 439.

ACCT. NO. (a)	DESCRIPTION (b)	AMOUNTS (c)
215	Unappropriated Retained Earnings:	
	Balance beginning of year	\$ (464,102)
	Changes to account:	
439	Adjustments to Retained Earnings (requires Commission approval prior to use):	
	Credits:	\$

	Total Credits	\$ NONE
	Debits:	\$

	Total Debits	\$ NONE
435	Balance Transferred from Income	\$ (110,832)
436	Appropriations of Retained Earnings:	\$

	Total Appropriations of Retained Earnings	\$ NONE
	Dividends Declared:	\$
437	Preferred Stock Dividends Declared	

438	Common Stock Dividends Declared	

	Total Dividends Declared	\$ NONE
	Balance end of year	\$ (574,934)
214	Appropriated Retained Earnings (state balance and purpose of each appropriated amount at year end):	\$

	Total Appropriated Retained Earnings	\$
	Total Retained Earnings	\$ (574,934)

Notes to Statement of Retained Earnings:

UTILITY NAME: _____

South Seas Utility Company

YEAR OF REPORT
DECEMBER 31, 19 98

ACCRUED TAXES (ACCT. 236)

ACCT. NO. (a)	DESCRIPTION (b)	WATER (c)	SEWER (d)	OTHER (e)	TOTAL (f)
	Balance First of Year	\$	\$ 32,364	\$	\$ 32,364
408.10	Accruals Charged:				
	Utility Regulatory				
408.11	Assessment Fees	\$	\$ 22,491	\$	\$ 22,491
408.12	Property Taxes		9,980		9,980
408.13	Payroll Taxes				
409.10	Other Taxes & Licenses				
409.11	Federal Income Taxes				
410.10	State Income Taxes				
410.11	Taxes Applicable To Other Income (Accts. 408.2, 409.2, 409.3, 410.2)	\$	\$	\$	\$
	Total Taxes Accrued	\$	\$ 32,471	\$	\$ 32,471
	Taxes Paid During Year:				
408.10	Utility Regulatory				
	Assessment Fees				
408.11	Property Taxes	\$	\$ 32,000	\$	\$ 32,000
408.12	Payroll Taxes				
408.13	Other Taxes & Licenses				
409.10	Federal Income Taxes				
409.11	State Income Taxes				
	Taxes Applicable To Other Income (Accts. 408.2, 409.2, 409.3, 410.2)				
	Total Taxes Paid	\$	\$ 32,000	\$	\$ 32,000
	Balance End of Year	\$	\$ 32,835	\$	\$ 32,835

UTILITY NAME: South Seas Utility Company

YEAR OF REPORT
DECEMBER 31, 1998

ACCRUED INTEREST (ACCT. 237)

DESCRIPTION OF DEBT (a)	BALANCE BEGINNING OF YEAR (b)	INTEREST ACCRUED DURING YEAR		INTEREST PAID DURING YEAR (e)	BALANCE END OF YEAR (f)
		ACCT. DEBIT (c)	AMOUNT (d)		
ACCOUNT NO. 237.1 - ACCRUED INTEREST ON LONG TERM DEBT: First Union	\$ 00		\$ 48,416	\$ 48,416	\$ 00
Total Account No. 237.1	\$ 00		\$ 48,416	\$ 48,416	\$ 00
ACCOUNT NO. 237.2 - ACCRUED INTEREST ON OTHER LIABILITIES: CIAC Accrual	\$ 2,195		\$ 4,083	\$ 6,278	\$ 00
Mariner Group, Inc.	00		13,687	13,687	00
Inter-Co @ Prime					
Total Account No. 237.2	\$ 2,195		\$ 17,770	\$ 19,965	\$ 00
Total Account No. 237	\$ 2,195		\$ 66,186	\$ 68,381	\$ 00

REGULATORY COMMISSION EXPENSE - AMORTIZATION
OF RATE CASE EXPENSE (ACCTS. 666 and 766)

DESCRIPTION OF CASE (DOCKET NO.) (a)	EXPENSE INCURRED DURING YEAR (b)	AMOUNT TRANSFERRED TO ACCT. NO. 186.1 (c)	CHARGED OFF DURING YEAR	
			ACCT. (d)	AMOUNT (e)
	\$	\$		\$
Total	\$ NONE	\$ NONE		\$ NONE

UTILITY NAME: South Seas Utility Company

YEAR OF REPORT
DECEMBER 31, 1998

CONTRIBUTIONS IN AID OF CONSTRUCTION (ACCT. 271)

DESCRIPTION (a)	WATER (b)	SEWER (c)	W & S OTHER THAN SYSTEM REPORTING (d)	TOTAL (e)
Balance first of year	\$	\$ 406,355	\$	\$ 406,355
Add credits during year:				
Contributions received from Capacity, Main Extension and Customer Connection Charges (Schedule "A")	\$	\$	\$	\$
Contributions received from Developer or Contractor Agreements in cash or property (Schedule "B")				
Total Credits	\$	\$ NONE	\$	\$ NONE
Less debits charged during the year (All debits charged during the year must be explained below)	\$	\$ NONE	\$	\$ NONE
Total Contributions In Aid of Construction	\$ N/A	\$ 406,355	\$ N/A	\$ 406,355

Explain all debits charged to Account 271 below:

UTILITY NAME: South Seas Utility Company

YEAR OF REPORT DECEMBER 31, 19 <u>98</u>

RECONCILIATION OF REPORTED NET INCOME WITH TAXABLE INCOME FOR FEDERAL INCOME TAXES
(UTILITY OPERATIONS)

1. The reconciliation should include the same detail as furnished on Schedule M-1 of the federal tax return for the year. The reconciliation shall be submitted even though there is no taxable income for the year. Descriptions should clearly indicate the nature of each reconciling amount and show the computation of all tax accruals.

2. If the utility is a member of a group which files a consolidated federal tax return, reconcile reported net income with taxable net income as if a separate return were to be filed, indicating intercompany amounts to be eliminated in such consolidated return. State names of group members, tax assigned to each group member, and basis of allocation, assignment, or sharing of the consolidated tax among the group members.

DESCRIPTION (a)	REF. (b)	AMOUNT (c)
Net income for the year		\$ (110,832)
Reconciling items for the year:		
Taxable income not reported on books:		
_____		-----
_____		-----
_____		-----
_____		-----
Deductions recorded on books not deducted for return:		
_____		-----
_____		-----
_____		-----
_____		-----
Income recorded on books not included in return:		
_____		-----
_____		-----
_____		-----
_____		-----
Deduction on return not charged against book income:		
_____		-----
_____		-----
_____		-----
_____		-----
Federal tax net income		<u>\$ (110,832)</u>
Computation of tax:		

** COMPLETION OF SCHEDULE ONLY REQUIRED IF AFUDC WAS CHARGED DURING YEAR **

UTILITY NAME: South Seas Utility Company

YEAR OF REPORT DECEMBER 31, 1998

SCHEDULE "A"

SCHEDULE OF COST OF CAPITAL USED FOR AFUDC CALCULATION (2)

CLASS OF CAPITAL (a)	DOLLAR AMOUNT (1) (b)	PERCENTAGE OF CAPITAL (c)	ACTUAL COST RATES (d)	WEIGHTED COST [c x d] (e)
Common Equity	\$	%	%	%
Preferred Stock		%	%	%
Long Term Debt		%	%	%
Customer Deposits		%	%	%
Tax Credits - Zero Cost		%	0.00%	%
Tax Credits - Weighted Cost		%	%	%
Deferred Income Taxes		%	%	%
Other (Explain)		%	%	%
Total	\$ <u>N/A</u>	<u>100.00%</u>		<u>N/A</u>

(1) Should equal amounts on Schedule B, Column (f), Page F-25.

(2) Must be calculated using the same methodology used to calculate AFUDC rate approved by the Commission.

APPROVED AFUDC RATE

Current Commission approved AFUDC rate:	_____ %
Commission order approving AFUDC rate:	_____

** COMPLETION OF SCHEDULE ONLY REQUIRED IF AFUDC WAS CHARGED DURING YEAR **

UTILITY NAME: South Seas Utility Company

YEAR OF REPORT DECEMBER 31, 19 <u>98</u>

SCHEDULE "B"

SCHEDULE OF CAPITAL STRUCTURE ADJUSTMENTS

CLASS OF CAPITAL (a)	PER BOOK BALANCE (b)	NON-UTILITY ADJUSTMENTS (c)	NON-JURIS. ADJUSTMENTS (d)	OTHER (1) ADJUSTMENTS (e)	CAPITAL STRUCTURE USED FOR AFUDC CALCULATION (f)
Common Equity	\$	\$	\$	\$	\$
Preferred Stock					
Long Term Debt					
Customer Deposits					
Tax Credits - Zero Cos					
Tax Credits - Weighted Cost of Capital					
Deferred Income Taxes					
Other (Explain)					
Total	\$	\$	\$	\$	\$ N/A

(1) Explain below all adjustments made in Column (e):

WATER OPERATING SECTION

Note: This utility is a wastewater only service; therefore, Pages W-1 through W-10 have been omitted from this report.

**SEWER
OPERATION
SECTION**

UTILITY NAME: South Seas Utility Company

YEAR OF REPORT
DECEMBER 31, 1998

SEWER UTILITY PLANT ACCOUNTS

ACCT. NO. (a)	ACCOUNT NAME (b)	PREVIOUS YEAR (c)	ADDITIONS (d)	RETIREMENTS (e)
351	Organization	\$	\$	\$
352	Franchises			
353	Land and Land Rights	60,000		
354	Structures and Improvements	350,359		
360	Collection Sewers - Force			
361	Collection Sewers - Gravity			
362	Special Collecting Structures	31,760		
363	Services to Customers			
364	Flow Measuring Devices			
365	Flow Measuring Installations			
370	Receiving Wells			
371	Pumping Equipment	597,531	254,730	
380	Treatment and Disposal Equip.	1,033,346		
381	Plant Sewers			
382	Outfall Sewer Lines	71,879		
389	Other Plant and Miscellaneous Equipment	79,050	1,001	
390	Office Furniture and Equip.			
391	Transportation Equipment			
392	Stores Equipment			
393	Tools, Shop and Garage Equip.			
394	Laboratory Equipment			
395	Power Operated Equipment			
396	Communication Equipment			
397	Miscellaneous Equipment			
398	Other Tangible Plant			
	Total Sewer Plant	\$ 2,223,925	\$ 255,731	\$ NONE

NOTE: Any adjustments made to reclassify property from one account to another must be footnoted.

UTILITY NAME: South Seas Utility Company

YEAR OF REPORT DECEMBER 31, 1998

SEWER UTILITY EXPENSE ACCOUNTS

ACCT. NO. (a)	ACCOUNT NAME (b)	CURRENT YEAR (c)	.1 COLLECTION EXPENSES - OPERATIONS (d)	.2 COLLECTION EXPENSES - MAINTENANCE (e)
701	Salaries and Wages - Employees	\$ NONE	\$	\$
703	Salaries and Wages - Officers, Directors and Majority Stockholders	NONE		
704	Employee Pensions and Benefits	NONE	XXXXXXXXXXXXXXXXXX	XXXXXXXXXXXXXXXXXX
710	Purchased Sewage Treatment	NONE	XXXXXXXXXXXXXXXXXX	XXXXXXXXXXXXXXXXXX
711	Sludge Removal Expense	NONE	XXXXXXXXXXXXXXXXXX	XXXXXXXXXXXXXXXXXX
715	Purchased Power	47,134		XXXXXXXXXXXXXXXXXX
716	Fuel for Power Purchased	NONE		XXXXXXXXXXXXXXXXXX
718	Chemicals	NONE		
720	Materials and Supplies	NONE		
731	Contractual Services - Eng.	61,200		
732	Contractual Services - Acct.	24,000		
733	Contractual Services - Legal			
734	Contractual Services - Management Fees	12,000		
735	Contractual Services - Other	266,644	34,664	7,999
741	Rental of Building/Real Property			
742	Rental of Equipment			
750	Transportation Expenses			
756	Insurance - Vehicle			
757	Insurance - General Liability			
758	Insurance - Workman's Compensation			
759	Insurance - Other	15,159	XXXXXXXXXXXXXXXXXX	XXXXXXXXXXXXXXXXXX
760	Advertising Expense		XXXXXXXXXXXXXXXXXX	XXXXXXXXXXXXXXXXXX
766	Regulatory Commission Expenses - Amortization of Rate Case Expense		XXXXXXXXXXXXXXXXXX	XXXXXXXXXXXXXXXXXX
767	Regulatory Commission Expenses - Other		XXXXXXXXXXXXXXXXXX	XXXXXXXXXXXXXXXXXX
770	Bad Debt Expense		XXXXXXXXXXXXXXXXXX	XXXXXXXXXXXXXXXXXX
775	Miscellaneous Expenses	3,400		
	Total Sewer Utility Expenses	\$ 429,537	\$ 34,664	\$ 7,999

SEWER EXPENSE ACCOUNT MATRIX

.3 PUMPING EXPENSES - OPERATIONS (f)	.4 PUMPING EXPENSES - MAINTENANCE (g)	.5 TREATMENT & DISPOSAL EXPENSES - OPERATIONS (h)	.6 TREATMENT & DISPOSAL EXPENSES - MAINTENANCE (i)	.7 CUSTOMER ACCOUNTS EXPENSE (j)	.8 ADMINISTRATIVE & GENERAL EXPENSES (k)
\$	\$	\$	\$	\$	\$
XXXXXXXXXXXXXXXXXX	XXXXXXXXXXXXXXXXXX		XXXXXXXXXXXXXXXXXX	XXXXXXXXXXXXXXXXXX	XXXXXXXXXXXXXXXXXX
XXXXXXXXXXXXXXXXXX	XXXXXXXXXXXXXXXXXX	47,134	XXXXXXXXXXXXXXXXXX	XXXXXXXXXXXXXXXXXX	XXXXXXXXXXXXXXXXXX
	XXXXXXXXXXXXXXXXXX		XXXXXXXXXXXXXXXXXX	XXXXXXXXXXXXXXXXXX	XXXXXXXXXXXXXXXXXX
				XXXXXXXXXXXXXXXXXX	XXXXXXXXXXXXXXXXXX
					61,200
					24,000
					12,000
63,995	31,997	122,656	5,333		
					15,159
XXXXXXXXXXXXXXXXXX	XXXXXXXXXXXXXXXXXX	XXXXXXXXXXXXXXXXXX	XXXXXXXXXXXXXXXXXX	XXXXXXXXXXXXXXXXXX	XXXXXXXXXXXXXXXXXX
XXXXXXXXXXXXXXXXXX	XXXXXXXXXXXXXXXXXX	XXXXXXXXXXXXXXXXXX	XXXXXXXXXXXXXXXXXX	XXXXXXXXXXXXXXXXXX	XXXXXXXXXXXXXXXXXX
XXXXXXXXXXXXXXXXXX	XXXXXXXXXXXXXXXXXX	XXXXXXXXXXXXXXXXXX	XXXXXXXXXXXXXXXXXX	XXXXXXXXXXXXXXXXXX	XXXXXXXXXXXXXXXXXX
XXXXXXXXXXXXXXXXXX	XXXXXXXXXXXXXXXXXX	XXXXXXXXXXXXXXXXXX	XXXXXXXXXXXXXXXXXX	XXXXXXXXXXXXXXXXXX	XXXXXXXXXXXXXXXXXX
					2,970
				430	
\$ 63,995	\$ 31,997	\$ 169,790	\$ 5,333	\$ 430	\$ 115,329

UTILITY NAME: South Seas Utility Company

YEAR OF REPORT
DECEMBER 31, 19 98

SEWER OPERATING REVENUE

ACCT. NO. (a)	DESCRIPTION (b)	BEGINNING YEAR NO. CUSTOMERS (c)	YEAR END NUMBER CUSTOMERS (d)	AMOUNTS (e)
	Operating Revenues:			
	Flat Rate Revenues:			
521.1	Residential Revenues	1	1	\$ 32,774
521.2	Commercial Revenues			
521.3	Industrial Revenues			
521.4	Revenues From Public Authorities			
521.5	Multiple Family Dwelling Revenues			
521.6	Other Revenues			
	Total Flat Rate Revenues	1	1	\$ 32,774
	Measured Revenues:			
522.1	Residential Revenues	33	33	\$ 19,488
522.2	Commercial Revenues	12	12	170,381
522.3	Industrial Revenues			
522.4	Revenues From Public Authorities			
522.5	Multiple Family Dwelling Revenues	19	19	277,111
	Total Measured Revenues	64	64	\$ 466,980
523	Revenues From Public Authorities			
524	Revenues From Other Systems			
525	Interdepartmental Revenues			
	Totals	65	65	\$ 499,754
	Other Sewer Revenues:			
530	Guaranteed Revenue			\$
531	Sale Of Sludge			
532	Forfeited Discounts			
534	Rents From Sewer Property			
535	Interdepartmental Rents			
536	Other Sewer Revenues			
	Total Other Sewer Revenues			\$ NONE
	Total Sewer Operating Revenues			\$ 499,754

UTILITY NAME: South Seas Utility Company

YEAR OF REPORT
DECEMBER 31, 1998

BASIS FOR SEWER DEPRECIATION CHARGES

ACCT. NO. (a)	ACCOUNT NAME (b)	AVERAGE SERVICE LIFE IN YEARS (c)	AVERAGE NET SALVAGE IN PERCENT (d)	DEPRECIATION RATE APPLIED IN PERCENT (100% - d) / c (e)
354	Structures and Improvements	---	---	---
360	Collection Sewers - Force	---	---	---
361	Collection Sewers - Gravity	---	---	---
362	Special Collecting Structures	---	---	---
363	Services to Customers	---	---	---
364	Flow Measuring Devices	---	---	---
365	Flow Measuring Installations	---	---	---
370	Receiving Wells	---	---	---
371	Pumping Equipment	---	---	---
380	Treatment and Disposal Equip.	---	---	---
381	Plant Sewers	---	---	---
382	Outfall Sewer Lines	---	---	---
389	Other Plant and Miscellaneous Equipment	---	---	---
390	Office Furniture and Equip.	---	---	---
391	Transportation Equipment	---	---	---
392	Stores Equipment	---	---	---
393	Tools, Shop and Garage Equip.	---	---	---
394	Laboratory Equipment	---	---	---
395	Power Operated Equipment	---	---	---
396	Communication Equipment	---	---	---
397	Miscellaneous Equipment	---	---	---
398	Other Tangible Plant	---	---	---
	Sewer Plant Composite Depreciation Rate *	---	---	4.58

* If depreciation rates prescribed by this Commission are on a total composite basis, entries should be made on this line only.

UTILITY NAME: South Seas Utility Company

YEAR OF REPORT
DECEMBER 31, 1998

ANALYSIS OF ENTRIES IN SEWER ACCUMULATED DEPRECIATION

ACCT. NO. (a)	ACCOUNT NAME (b)	BALANCE AT BEGINNING OF YEAR (c)	ACCRUALS (d)	OTHER CREDITS * (e)	TOTAL CREDITS (d+e) (f)
354	Structures and Improvements	\$ -----	\$ -----	\$ -----	\$ -----
360	Collection Sewers - Force	-----	-----	-----	-----
361	Collection Sewers - Gravity	-----	-----	-----	-----
362	Special Collecting Structures	-----	-----	-----	-----
363	Services to Customers	-----	-----	-----	-----
364	Flow Measuring Devices	-----	-----	-----	-----
365	Flow Measuring Installations	-----	-----	-----	-----
370	Receiving Wells	-----	-----	-----	-----
371	Pumping Equipment	-----	-----	-----	-----
380	Treatment and Disposal Equip.	-----	-----	-----	-----
381	Plant Sewers	-----	-----	-----	-----
382	Outfall Sewer Lines	-----	-----	-----	-----
389	Other Plant and Miscellaneous Equipment	-----	-----	-----	-----
390	Office Furniture and Equip.	-----	-----	-----	-----
391	Transportation Equipment	-----	-----	-----	-----
392	Stores Equipment	-----	-----	-----	-----
393	Tools, Shop and Garage Equip.	-----	-----	-----	-----
394	Laboratory Equipment	-----	-----	-----	-----
395	Power Operated Equipment	-----	-----	-----	-----
396	Communication Equipment	-----	-----	-----	-----
397	Miscellaneous Equipment	-----	-----	-----	-----
398	Other Tangible Plant	-----	-----	-----	-----
	Total Depreciable Sewer Plant In Service	\$ <u>963,288</u>	\$ <u>99,138</u>	\$ <u>NONE</u>	\$ <u>99,138</u>

* Specify nature of transaction.
Use () to denote reversal entries.

UTILITY NAME: South Seas Utility Company

YEAR OF REPORT
DECEMBER 31, 1998

UTILITY SYSTEM: _____

PUMPING EQUIPMENT

(See Attachment I)

Lift station number	---	---	---	---	---	---
Make or type and nameplate data of pump	---	---	---	---	---	---
Year installed	---	---	---	---	---	---
Rated capacity	---	---	---	---	---	---
Size	---	---	---	---	---	---
Power:	---	---	---	---	---	---
Electric	---	---	---	---	---	---
Mechanical	---	---	---	---	---	---
Nameplate data of motor	---	---	---	---	---	---
---	---	---	---	---	---	---
Lift station number	---	---	---	---	---	---
Make or type and nameplate data of pump	---	---	---	---	---	---
Year installed	---	---	---	---	---	---
Rated capacity	---	---	---	---	---	---
Size	---	---	---	---	---	---
Power:	---	---	---	---	---	---
Electric	---	---	---	---	---	---
Mechanical	---	---	---	---	---	---
Nameplate data of motor	---	---	---	---	---	---
---	---	---	---	---	---	---

SERVICE CONNECTIONS

Size (inches)	---	---	---	---	---	---
Type (PVC, VCP, etc.)	---	---	---	---	---	---
Average length	---	---	---	---	---	---
Number of active service connections	---	---	---	---	---	---
Beginning of year	---	---	---	---	---	---
Added during year	---	---	---	---	---	---
Retired during year	---	---	---	---	---	---
End of year	---	---	---	---	---	---
Give full particulars concerning inactive connections	---	---	---	---	---	---
---	---	---	---	---	---	---

UTILITY NAME: South Seas Utility Company

YEAR OF REPORT
DECEMBER 31, 1998

UTILITY SYSTEM: _____

COLLECTING MAINS (See Attachment I)

COLLECTING MAINS:							
Size (inches) _____	_____	_____	_____	_____	_____	_____	_____
Type of main _____	_____	_____	_____	_____	_____	_____	_____
Length of main (nearest foot):	_____	_____	_____	_____	_____	_____	_____
Beginning of year _____	_____	_____	_____	_____	_____	_____	_____
Added during year _____	_____	_____	_____	_____	_____	_____	_____
Retired during year _____	_____	_____	_____	_____	_____	_____	_____
End of year _____	_____	_____	_____	_____	_____	_____	_____
MANHOLES:							
Size _____	_____	_____	_____	_____	_____	_____	_____
Type _____	_____	_____	_____	_____	_____	_____	_____
Number:	_____	_____	_____	_____	_____	_____	_____
Beginning of year _____	_____	_____	_____	_____	_____	_____	_____
Added during year _____	_____	_____	_____	_____	_____	_____	_____
Retired during year _____	_____	_____	_____	_____	_____	_____	_____
End of year _____	_____	_____	_____	_____	_____	_____	_____

FORCE MAINS (See Attachment I)

FORCE MAINS:							
Size (inches) _____	_____	_____	_____	_____	_____	_____	_____
Type of main _____	_____	_____	_____	_____	_____	_____	_____
Length of main (nearest foot):	_____	_____	_____	_____	_____	_____	_____
Beginning of year _____	_____	_____	_____	_____	_____	_____	_____
Added during year _____	_____	_____	_____	_____	_____	_____	_____
Retired during year _____	_____	_____	_____	_____	_____	_____	_____
End of year _____	_____	_____	_____	_____	_____	_____	_____

UTILITY NAME: South Seas Utility Company

YEAR OF REPORT
DECEMBER 31, 1998

SYSTEM NAME: _____

TREATMENT PLANT

Manufacturer	MAROLF		
Type	STRESS KEY		
"Steel" or "Concrete"	CONCRETE		
Total Capacity	0.450 MGD		
Average Daily Flow			
Effluent Disposal	Percolation & Irrigation		
Total Gallons of Sewage Treated	52,048,000		

MASTER LIFT STATION PUMPS

(See Attachment I)

Manufacturer					
Capacity					
Motor : Mfr.					
Horsepower					
Power (Electric or Mechanical)					

OTHER SEWER SYSTEM INFORMATION

1. Maximum number of ERC's * which can be served. 519
2. Estimated annual increase in ERC's *. NONE
3. List permit numbers required by Chapter 17-4, Rules of the Department of Environmental Regulation (DER) for systems in operation. D03660794
4. State any plans and estimated completion dates for any enlargements of this system. NONE
5. If present systems do not meet the requirements of Chapter 17-4, Rules of the DER, submit the following:
 - a. Evaluation of the present plant or plants in regard to meeting the DER's rules.
 - b. Plans for funding and construction of the required upgrading.
 - c. Have these plans been coordinated with the DER? _____
 - d. Do they concur? _____
 - e. When will construction begin? _____
6. In what percent of your certificated area have service connections been installed? 98 %

* ERC = (Total Gallons Treated / 365 days) / 275 Gallons Per Day

Note: Total Gallons Treated includes both sewage treated and purchased sewage treatment

UTILITY NAME: South Seas Utility Company

YEAR OF REPORT
DECEMBER 31, 1998

UTILITY SYSTEM: _____

CALCULATION OF THE SEWER SYSTEMS EQUIVALENT RESIDENTIAL UNITS

METER SIZE * (a)	TYPE OF METER * (b)	EQUIVALENT FACTOR (c)	NUMBER OF METERS (d)	TOTAL NUMBER OF METER EQUIVALENTS (c x d) (e)
5/8"	Displacement	1.0	33	33.0
3/4"	Displacement	1.5	6	9.0
1"	Displacement	2.5	3	7.5
1 1/2"	Displacement or Turbine	5.0	2	10.0
2"	Displacement, Compound or Turbine	8.0	11	88.0
3"	Displacement	15.0		
3"	Compound	16.0	3	48.0
3"	Turbine	17.5		
4"	Displacement or Compound	25.0	6	150.0
4"	Turbine	30.0		
6"	Displacement or Compound	50.0		
6"	Turbine	62.5		
8"	Compound	80.0		
8"	Turbine	90.0		
10"	Compound	115.0		
10"	Turbine	145.0		
12"	Turbine	215.0		
Total Sewer System Meter Equivalents				345.5

CALCULATION OF THE SEWER SYSTEMS EQUIVALENT RESIDENTIAL CONNECTIONS

$$\left(\frac{52,048,000}{\text{(total gallons treated)}} / 365 \text{ days} \right) / 275 \text{ gpd} = 518.535$$

**MASTER LIFT STATION PUMPS
COLLECTING MAINS AND FORCE MAINS
MANHOLES**

MASTER LIFT STATION #1: SOUTH SEAS PLANTATION RESTAURANT				
	A	B	C	D
Manufacturer	PEABODY	PEABODY		
Capacity	200	200		
Motor: Mfr	#3101	#3101		
Horsepower	4.5	4.5		
Power: (electric or mechanical)	ELECTRIC	ELECTRIC		

COLLECTING MAINS				
	A	B	C	D
Size	4"	6"	8"	
Type of main	PVC	VCP	VCP	
Length of main (nearest foot)	680	160	320	
Beginning of year	-	-	-	
Added during year	-	-	-	
Retired during year	-	-	-	
End of year	680	160	320	

FORCE MAINS				
	A	B	C	D
Size	6"	8"		
Type of main	PVC	PVC		
Length of main (nearest foot)	3400	700		
Beginning of year	-	-		
Added during year	-	-		
Retired during year	-	-		
End of year	3400	700		

MANHOLES				
	A	B	C	D
Size	4' D			
Type	CONC.			
Number:	2			
Beginning of year	-			
Added during year	-			
Retired during year	-			
End of year	2			

MASTER LIFT STATION PUMPS
COLLECTING MAINS AND FORCE MAINS
MANHOLES

MASTER LIFT STATION #2 : MARINA VILLAS				
	A	B	C	D
Manufacturer	FLYGHT	FLYGHT		
Capacity	200	200		
Motor: Mfr	IMP432	IMP432		
Horsepower	5	5		
Power: (electric or mechanical) Model 3101	ELECTRIC	ELECTRIC		

COLLECTING MAINS				
	A	B	C	D
Size	8"			
Type of main	VCP			
Length of main (nearest foot)	290			
Beginning of year	-			
Added during year	-			
Retired during year	-			
End of year	290			

FORCE MAINS				
	A	B	C	D
Size	4"	6"	8"	
Type of main	PVC	PVC	PVC	
Length of main (nearest foot)	625	1900	700	
Beginning of year	-	-	-	
Added during year	-	-	-	
Retired during year	-	-	-	
End of year	625	1900	700	

MANHOLES				
	A	B	C	D
Size	4' D			
Type	CONC.			
Number:	2			
Beginning of year	-			
Added during year	-			
Retired during year	-			
End of year	2			

ATTACHMENT I

**MASTER LIFT STATION PUMPS
COLLECTING MAINS AND FORCE MAINS
MANHOLES**

MASTER LIFT STATION #3: PLANTATION BEACH CLUB				
	A	B	C	D
Manufacturer	FLYGT	FLYGT	FLYGT	FLYGT
Capacity	180	180	180	180
Motor: Mfr	#3085	#3085		
Horsepower	3.2	3.2	2	2
Power: (electric or mechanical)	ELECTRIC	ELECTRIC	ELECTRIC	ELECTRIC

COLLECTING MAINS				
	A	B	C	D
Size	8"			
Type of main	VCP			
Length of main (nearest foot)				
Beginning of year	517			
Added during year	324			
Retired during year	-			
End of year	517			

FORCE MAINS				
	A	B	C	D
Size	4"	6"	8"	
Type of main	PVC	PVC	PVC	
Length of main (nearest foot)				
Beginning of year	20	350	700	
Added during year	-	-	-	
Retired during year	-	-	-	
End of year	20	350	700	

MANHOLES				
	A	B	C	D
Size	4' D			
Type	CONC.			
Number:				
Beginning of year	2			
Added during year	1			
Retired during year	-			
End of year	3			

MASTER LIFT STATION PUMPS
COLLECTING MAINS AND FORCE MAINS
MANHOLES

MASTER LIFT STATION #4: HOMESITES; 12-17					
	A	B	C	D	
Manufacturer	PEABODY	PEABODY			
Capacity	24	24			
Motor: Mfr	IMP53416	IMP53416			
Horsepower	2	2			
Power: (electric or mechanical)	ELECTRIC	ELECTRIC			

COLLECTING MAINS				
	A	B	C	D
Size	8"			
Type of main	VCP			
Length of main (nearest foot)				
Beginning of year	380			
Added during year	-			
Retired during year	-			
End of year	380			

FORCE MAINS				
	A	B	C	D
Size	2"	6"	8"	
Type of main	PVC	PVC	PVC	
Length of main (nearest foot)				
Beginning of year	190	800	700	
Added during year	-	-	-	
Retired during year	-	-	-	
End of year	190	800	700	

MANHOLES				
	A	B	C	D
Size	NONE			
Type				
Number:				
Beginning of year				
Added during year				
Retired during year				
End of year				

ATTACHMENT I

MASTER LIFT STATION PUMPS
COLLECTING MAINS AND FORCE MAINS
MANHOLES

MASTER LIFT STATION #5: HOMESITES; 5-11				
	A	B	C	D
Manufacturer	PEABODY	PEABODY		
Capacity	24	24		
Motor: Mfr	SG 2022L	SG 2022L		
Horsepower	2	2		
Power: (electric or mechanical)	ELECTRIC	ELECTRIC		

COLLECTING MAINS				
	A	B	C	D
Size	8"			
Type of main	VCP			
Length of main (nearest foot)				
Beginning of year	465			
Added during year	-			
Retired during year	-			
End of year	465			

FORCE MAINS				
	A	B	C	D
Size	2"	6"	8"	
Type of main	PVC	PVC	PVC	
Length of main (nearest foot)				
Beginning of year	240	1250	700	
Added during year	-	-	-	
Retired during year	-	-	-	
End of year	240	1250	700	

MANHOLES				
	A	B	C	D
Size	NONE			
Type				
Number:				
Beginning of year				
Added during year				
Retired during year				
End of year				

MASTER LIFT STATION PUMPS
COLLECTING MAINS AND FORCE MAINS
MANHOLES

MASTER LIFT STATION #6: HOMESITES : 20-23				
	A	B	C	D
Manufacturer	PEABODY	PEABODY		
Capacity	24	24		
Motor: Mfr	SG 2022L	SG 2022L		
Horsepower	2	2		
Power: (electric or mechanical)	ELECTRIC	ELECTRIC		

COLLECTING MAINS				
	A	B	C	D
Size	6"			
Type of main	PVC			
Length of main (nearest foot)	280			
Beginning of year	-			
Added during year	-			
Retired during year	-			
End of year	280			

FORCE MAINS				
	A	B	C	D
Size	2"	6"	8"	
Type of main	PVC	PVC	PVC	
Length of main (nearest foot)				
Beginning of year	10	1455	700	
Added during year	-	-	-	
Retired during year	-	-	-	
End of year	10	1455	700	

MANHOLES				
	A	B	C	D
Size	NONE			
Type				
Number:				
Beginning of year				
Added during year				
Retired during year				
End of year				

ATTACHMENT I

**MASTER LIFT STATION PUMPS
COLLECTING MAINS AND FORCE MAINS
MANHOLES**

MASTER LIFT STATION #7: HOMESITES: 1-4, 25				
	A	B	C	D
Manufacturer	PEABODY	PEABODY		
Capacity	24	24		
Motor: Mfr	SG 201	SG 201		
Horsepower	2	2		
Power: (electric or mechanical)	ELECTRIC	ELECTRIC		

COLLECTING MAINS				
	A	B	C	D
Size	4"			
Type of main	PVC			
Length of main (nearest foot)				
Beginning of year	75			
Added during year	-			
Retired during year	-			
End of year	75			

FORCE MAINS				
	A	B	C	D
Size	2"	6"	8"	
Type of main	PVC	PVC	PVC	
Length of main (nearest foot)				
Beginning of year	65	1900	700	
Added during year	-	-	-	
Retired during year	-	-	-	
End of year	65	1900	700	

MANHOLES				
	A	B	C	D
Size	NONE			
Type				
Number:				
Beginning of year				
Added during year				
Retired during year				
End of year				

ATTACHMENT I

**MASTER LIFT STATION PUMPS
COLLECTING MAINS AND FORCE MAINS
MANHOLES**

MASTER LIFT STATION #8: BEACH HOMES : 1-8				
	A	B	C	D
Manufacturer	PEABODY	PEABODY		
Capacity	24	24		
Motor: Mfr	SG 200	SG 200		
Horsepower	2	2		
Power: (electric or mechanical)	ELECTRIC	ELECTRIC		

COLLECTING MAINS				
	A	B	C	D
Size	6"			
Type of main	VCP			
Length of main (nearest foot)	302			
Beginning of year	-			
Added during year	-			
Retired during year	-			
End of year	302			

FORCE MAINS				
	A	B	C	D
Size	2"	4"	6"	8"
Type of main	PVC	AC	PVC	PVC
Length of main (nearest foot)	175	460	2050	700
Beginning of year	-	-	-	-
Added during year	-	-	-	-
Retired during year	-	-	-	-
End of year	175	460	2050	700

MANHOLES				
	A	B	C	D
Size	NONE			
Type				
Number:				
Beginning of year				
Added during year				
Retired during year				
End of year				

**MASTER LIFT STATION PUMPS
COLLECTING MAINS AND FORCE MAINS
MANHOLES**

MASTER LIFT STATION #9: BEACH HOMES: 9-18				
	A	B	C	D
Manufacturer	PEABODY			
Capacity	24			
Motor: Mfr	SG 200			
Horsepower	2			
Power: (electric or mechanical)	ELECTRIC			

COLLECTING MAINS				
	A	B	C	D
Size	6"			
Type of main	VCP			
Length of main (nearest foot)				
Beginning of year	655			
Added during year	-			
Retired during year	-			
End of year	655			

FORCE MAINS				
	A	B	C	D
Size	2"	4"	6"	8"
Type of main	PVC	AC	PVC	PVC
Length of main (nearest foot)				
Beginning of year	10	1050	2050	700
Added during year	-	-	-	-
Retired during year	-	-	-	-
End of year	10	1050	2050	700

MANHOLES				
	A	B	C	D
Size	4' D			
Type	CONC.			
Number:				
Beginning of year	2			
Added during year	-			
Retired during year	-			
End of year	2			

**MASTER LIFT STATION PUMPS
COLLECTING MAINS AND FORCE MAINS
MANHOLES**

MASTER LIFT STATION #10: BEACH HOMES: 19-28				
	A	B	C	D
Manufacturer	PEABODY			
Capacity	24			
Motor: Mfr	SG 2022L			
Horsepower	2			
Power: (electric or mechanical)	ELECTRIC			

COLLECTING MAINS				
	A	B	C	D
Size	6"			
Type of main	VCP			
Length of main (nearest foot)	470			
Beginning of year	-			
Added during year	-			
Retired during year	-			
End of year	470			

FORCE MAINS				
	A	B	C	D
Size	2"	4"	6"	8"
Type of main	PVC	AC	PVC	PVC
Length of main (nearest foot)				
Beginning of year	30	1600	2050	700
Added during year	-	-	-	-
Retired during year	-	-	-	-
End of year	30	1600	2050	700

MANHOLES				
	A	B	C	D
Size	4' D			
Type	CONC.			
Number:				
Beginning of year	1			
Added during year	-			
Retired during year	-			
End of year	1			

**MASTER LIFT STATION PUMPS
COLLECTING MAINS AND FORCE MAINS
MANHOLES**

MASTER LIFT STATION #11: BEACH HOMES : 29-33				
	A	B	C	D
Manufacturer	PEABODY			
Capacity	24			
Motor: Mfr	SG 2022L			
Horsepower	2			
Power: (electric or mechanical) code 53416	ELECTRIC			

COLLECTING MAINS				
	A	B	C	D
Size	4"			
Type of main	VCP			
Length of main (nearest foot)				
Beginning of year	45			
Added during year	-			
Retired during year	-			
End of year	45			

FORCE MAINS				
	A	B	C	D
Size	2"	4"	6"	8"
Type of main	PVC	AV	PVC	PVC
Length of main (nearest foot)				
Beginning of year	140	1980	2050	700
Added during year	-	-	-	-
Retired during year	-	-	-	-
End of year	140	1980	2050	700

MANHOLES				
	A	B	C	D
Size	NONE			
Type				
Number:				
Beginning of year				
Added during year				
Retired during year				
End of year				

ATTACHMENT I

**MASTER LIFT STATION PUMPS
COLLECTING MAINS AND FORCE MAINS
MANHOLES**

MASTER LIFT STATION #12: BEACH COTTAGES/BEACH VILLAS/EMPLOYEE HOUSING				
	A	B	C	D
Manufacturer	FLYGT	FLYGT		
Capacity	445	445		
Motor: Mfr	#3126	#3126		
Horsepower	4	4		
Power: (electric or mechanical) Impeller 461	ELECTRIC	ELECTRIC		

COLLECTING MAINS				
	A	B	C	D
Size	8"			
Type of main	VCP			
Length of main (nearest foot)	2080			
Beginning of year	-			
Added during year	-			
Retired during year	-			
End of year	2080			

FORCE MAINS				
	A	B	C	D
Size	6"	8"		
Type of main	PVC	PVC		
Length of main (nearest foot)	5130	700		
Beginning of year	-	-		
Added during year	-	-		
Retired during year	-	-		
End of year	5130	700		

MANHOLES				
	A	B	C	D
Size	4' D			
Type	CONC.			
Number:				
Beginning of year	10			
Added during year	-			
Retired during year	-			
End of year	10			

ATTACHMENT I

**MASTER LIFT STATION PUMPS
COLLECTING MAINS AND FORCE MAINS
MANHOLES**

MASTER LIFT STATION #13: TENNIS VILLAS/COMM. AREA/BAYSIDE VILLAS				
	A	B	C	D
Manufacturer	FLYGT	FLYGT		
Capacity	165	165		
Motor: Mfr	#3101/431	#3101/431		
Horsepower	5	5		
Power: (electric or mechanical)	ELECTRIC	ELECTRIC		

COLLECTING MAINS				
	A	B	C	D
Size	8"			
Type of main	VCP			
Length of main (nearest foot)				
Beginning of year	1360			
Added during year	380			
Retired during year	-			
End of year	1740			

FORCE MAINS				
	A	B	C	D
Size	4"	6"	8"	
Type of main	PVC	PVC	PVC	
Length of main (nearest foot)				
Beginning of year	1500	4720	700	
Added during year	-	-	-	
Retired during year	-	-	-	
End of year	1500	4720	700	

MANHOLES				
	A	B	C	D
Size	4' D			
Type	CONC.			
Number:				
Beginning of year	8			
Added during year	2			
Retired during year	-			
End of year	10			

**MASTER LIFT STATION PUMPS
COLLECTING MAINS AND FORCE MAINS
MANHOLES**

MASTER LIFT STATION #14				
	A	B	C	D
Manufacturer	FLYGHT	FLYGHT		
Capacity	165	165		
Motor: Mfr	#3101	#3101		
Horsepower	5	5		
Power: (electric or mechanical) Impeller 434	ELECTRIC	ELECTRIC		

COLLECTING MAINS				
	A	B	C	D
Size				
Type of main				
Length of main (nearest foot)				
Beginning of year				
Added during year				
Retired during year				
End of year				

FORCE MAINS				
	A	B	C	D
Size				
Type of main				
Length of main (nearest foot)				
Beginning of year				
Added during year				
Retired during year				
End of year				

MANHOLES				
	A	B	C	D
Size				
Type				
Number:				
Beginning of year				
Added during year				
Retired during year				
End of year				

MASTER LIFT STATION PUMPS
COLLECTING MAINS AND FORCE MAINS
MANHOLES

MASTER LIFT STATION #15				
	A	B	C	D
Manufacturer	FLYGHT	FLYGHT		
Capacity	200	200		
Motor: Mfr	#3102	#3102		
Horsepower	5	5		
Power: (electric or mechanical) Impeller 436	ELECTRIC	ELECTRIC		

COLLECTING MAINS				
	A	B	C	D
Size				
Type of main				
Length of main (nearest foot)				
Beginning of year				
Added during year				
Retired during year				
End of year				

FORCE MAINS				
	A	B	C	D
Size				
Type of main				
Length of main (nearest foot)				
Beginning of year				
Added during year				
Retired during year				
End of year				

MANHOLES				
	A	B	C	D
Size				
Type				
Number:				
Beginning of year				
Added during year				
Retired during year				
End of year				

**MASTER LIFT STATION PUMPS
COLLECTING MAINS AND FORCE MAINS
MANHOLES**

MASTER LIFT STATION #16				
	A	B	C	D
Manufacturer	FLYGHT	FLYGHT		
Capacity	180	180		
Motor: Mfr	#3085	#3085		
Horsepower	3.2	3.2		
Power: (electric or mechanical)	ELECTRIC	ELECTRIC		

COLLECTING MAINS				
	A	B	C	D
Size				
Type of main				
Length of main (nearest foot)				
Beginning of year				
Added during year				
Retired during year				
End of year				

FORCE MAINS				
	A	B	C	D
Size				
Type of main				
Length of main (nearest foot)				
Beginning of year				
Added during year				
Retired during year				
End of year				

MANHOLES				
	A	B	C	D
Size				
Type				
Number:				
Beginning of year				
Added during year				
Retired during year				
End of year				

CLASS "C"

WATER AND/OR WASTEWATER UTILITIES

(Gross Revenue of Less Than \$150,000 Each)

ANNUAL REPORT

OF

VILLAGE WATER, LTD.

Exact Legal Name of Respondent

585-W 503-S

Certificate Number(s)

Submitted To The

STATE OF FLORIDA



PUBLIC SERVICE COMMISSION

FOR THE

YEAR ENDED DECEMBER 31, 1997

Form PSC/WAW 6 (Rev. 05/96)

RECEIVED

APR 27 1998

Florida Public Service Commission
Division of Water and Wastewater

**OFFICIAL COPY
DIVISION OF
WATER AND SEWER
Do Not Remove from this office**