

SCANNED

Florida Power Corporation
Docket No. 940001-EI

990001

Request for Specified Confidential Treatment

DECLASSIFIED

423 Forms for March, 1994

CONFIDENTIAL COPY

(confidential information denoted with shading)

MONTHLY REPORT OF COST AND QUALITY OF FUEL OIL FOR ELECTRIC PLANTS
DETAIL OF INVOICE AND TRANSPORTATION CHARGES

SPECIFIED CONFIDENTIAL

1. REPORTING MONTH: Mar-94

3. NAME, TITLE & TELEPHONE NUMBER OF CONTACT PERSON CONCERNING DATA
SUBMITTED ON THIS FORM: N.L. HOLDSTEIN, SUPERVISOR (813) 866-4822

2. REPORTING COMPANY: FLORIDA POWER CORPORATION

4. SIGNATURE OF OFFICIAL SUBMITTING REPORT: 
JOHN SCARDINO, JR., VICE PRESIDENT AND CONTROLLER

5. DATE COMPLETED: 05/13/94

LINE NO.	PLANT NAME	SUPPLIER NAME	DELIVERY LOCATION	DELIVERY DATE	TYPE OIL	VOLUME (Bbls)	INVOICE PRICE (\$/Bbl)	INVOICE AMOUNT (\$)	DISCOUNT (\$)	NET AMOUNT (\$)	NET PRICE (\$/Bbl)	QUALITY ADJUST (\$/Bbl)	EFFECTIVE PURCHASE PRICE (\$/Bbl)	TRANSPORT TO TERMINAL (\$/Bbl)	ADDITIONAL TRANSPORT CHARGES (\$/Bbl)	OTHER CHARGES (\$/Bbl)	DELIVERED PRICE (\$/Bbl)
1)	(b)	(c)	(d)	(e)	(f)	(g)	(h)	(i)	(j)	(k)	(l)	(m)	(n)	(o)	(p)	(q)	(r)
1	ANCLOTE	BP OIL COMPANY	FOB PLANT	03/94	F02	5,071	\$20.4231	\$103,565.76	\$0.0000	\$103,565.76	\$20.4231	\$0.0000	\$20.4231	\$0.0000	\$0.6569	\$0.8693	\$21.9493
2	AVON PARK PEAKERS	NO DELIVERIES															
3	BARTOW	NO DELIVERIES															
4	BARTOW NORTH FUEL TERMINAL	COASTAL FUELS MARKETING	FOB TERMINAL	03/94	F06	141,308	\$11.9980	\$1,695,412.90	\$0.0000	\$1,695,412.90	\$11.9980	\$0.0000	\$11.9980	\$0.0000	\$0.0000	\$0.0700	\$12.0680
5	BARTOW NORTH FUEL TERMINAL	ENJET INC.	FOB TERMINAL	03/94	F06	242,084	\$11.0161	\$2,666,832.40	\$0.0000	\$2,666,832.40	\$11.0161	\$0.0000	\$11.0161	\$0.0000	\$0.0000	\$0.0700	\$11.0861
6	BARTOW PEAKERS	COASTAL FUELS MARKETING	FOB PLANT	03/94	F02	10,416	\$20.4839	\$213,360.01	\$0.0000	\$213,360.01	\$20.4839	\$0.0000	\$20.4839	\$0.0000	\$0.0000	\$0.8700	\$21.3539
7	BARTOW SOUTH FUEL TERMINAL	COASTAL FUELS MARKETING	FOB TERMINAL	03/94	F06	38,661	\$11.9979	\$463,849.28	\$0.0000	\$463,849.28	\$11.9979	\$0.0000	\$11.9979	\$0.0000	\$0.0000	\$0.0700	\$12.0679
8	BARTOW SOUTH FUEL TERMINAL	ENJET INC.	FOB TERMINAL	03/94	F06	120,907	\$13.5350	\$1,636,477.73	\$6,456.4400	\$1,630,021.29	\$13.4816	\$0.0000	\$13.4816	\$0.0000	\$0.0000	\$0.0700	\$13.5516
9	BAYBORO PEAKERS	NO DELIVERIES															
10	CRYSTAL RIVER NORTH	BP OIL COMPANY	FOB PLANT	03/94	F02	5,038	\$20.8824	\$105,205.34	\$0.0000	\$105,205.34	\$20.8824	\$0.0000	\$20.8824	\$0.0000	\$1.0916	\$0.8695	\$22.8435
11	CRYSTAL RIVER SOUTH	BP OIL COMPANY	FOB PLANT	03/94	F02	4,173	\$20.9841	\$87,566.63	\$0.0000	\$87,566.63	\$20.9841	\$0.0000	\$20.9841	\$0.0000	\$1.0918	\$0.8697	\$22.9456
12	DEBARY PEAKERS	COASTAL FUELS MARKETING	FOB PLANT	03/94	F02	10,092	\$21.3152	\$215,113.38	\$0.0000	\$215,113.38	\$21.3152	\$0.0000	\$21.3152	\$0.0000	\$0.0000	\$0.8705	\$22.1857
13	HIGGINS STEAM PLANT	NO DELIVERIES															
14	HIGGINS PEAKERS	NO DELIVERIES															
15	INTERCESSION CITY PEAKERS	NO DELIVERIES															
16	CRYSTAL RIVER NUCLEAR PLANT	NO DELIVERIES															
17	PORT SAINT JOE PEAKERS	NO DELIVERIES															
18	RIO PINAR PEAKERS	NO DELIVERIES															

DOCUMENT NUMBER-DATE

04982 MAY 23 1994

FPSC-RECORDS/REPORTING

MONTHLY REPORT OF COST AND QUALITY OF COAL FOR ELECTRIC PLANTS
ORIGIN, TONNAGE, DELIVERED PRICE AND AS RECEIVED QUALITY

- 1. Report for: Mo. March Yr. 1994
- 2. Reporting Company: Florida Power Corporation
- 3. Plant Name: Transfer Facility IMT

4. Name, Title and Telephone Number of Contact
Person Concerning Data Submitted on this Form
Delmar J. Clark Jr., Financial Analyst – Regulatory
(813) 824-6491

**SPECIFIED
CONFIDENTIAL**

5. Signature of Official Submitting Report

Delmar J. Clark Jr.
Delmar J. Clark Jr., Financial Analyst – Regulatory

6. Date Completed: May 10, 1994

Line No.	Supplier Name	Mine Location	Purchase Type	Transportation Mode	Tons	Effective Purchase Price (\$/Ton)	Total Transportation Cost (\$/Ton)	F.O.B. Plant Price (\$/Ton)	As Received Coal Quality			
									Percent Sulfur (%)	Btu Content (Btu/lb)	Percent Ash (%)	Percent Moisture (%)
(a)	(b)	(c)	(d)	(e)	(f)	(g)	(h)	(i)	(j)	(k)	(l)	(m)
1.	A. T. Massey Coal Co.	08, Wv, 005	LTC	TR&B	37,724	\$27.02	\$15.90	\$42.92	0.69	12,571	8.96	7.04
2.	A. T. Massey Coal Co.	08, Ky, 159	LTC	TR&B	20,891	\$27.02	\$15.90	\$42.92	0.69	12,571	8.96	7.04
3.	A. T. Massey Coal Co.	08, Wv, 011	LTC	TR&B	30,094	\$27.02	\$15.90	\$42.92	0.69	12,571	8.96	7.04
4.	Golden Oak Mining	08, Ky, 133	LTC	B	17,532	\$28.41	\$15.90	\$44.31	0.69	12,931	7.17	6.83
5.	Pen Coal Co.	08, Ky, 019	LTC	B	8,330	\$27.55	\$15.90	\$43.45	0.98	12,190	10.36	8.28
6.	Diamond May Coal Co.	08, Ky, 019	LTC	B	8,244	\$32.70	\$15.90	\$48.60	0.64	12,318	10.11	7.12
7.	Westmoreland Coal	08, Wv, 005	S	B	9,351	\$28.13	\$15.90	\$44.03	0.75	13,127	6.74	5.86
8.	AMCI Coal Sales, Inc.	N/A	S	GB	12,200	\$35.00	\$4.10	\$39.10	0.58	12,848	6.20	7.45

MONTHLY REPORT OF COST AND QUALITY OF COAL FOR ELECTRIC PLANTS
ORIGIN, TONNAGE, DELIVERED PRICE AND AS RECEIVED QUALITY

- 1. Report for: Mo. March Yr. 1994
- 2. Reporting Company: Florida Power Corporation
- 3. Plant Name: Crystal River 1 & 2

**SPECIFIED
CONFIDENTIAL**

4. Name, Title and Telephone Number of Contact Person Concerning Data Submitted on this Form
Delmar J. Clark Jr., Financial Analyst – Regulatory
(813) 824-6491

5. Signature of Official Submitting Report


Delmar J. Clark Jr., Financial Analyst – Regulatory

6. Date Completed: May 10, 1994

Line No.	Supplier Name	Mine Location	Purchase Type	Transportation Mode	Tons	Effective Purchase Price (\$/Ton)	Total Transportation Cost (\$/Ton)	F.O.B. Plant Price (\$/Ton)	As Received Coal Quality			
									Percent Sulfur (%)	Btu Content (Btu/lb)	Percent Ash (%)	Percent Moisture (%)
(a)	(b)	(c)	(d)	(e)	(f)	(g)	(h)	(i)	(j)	(k)	(l)	(m)
1.	New Horizons Coal, Inc.	08,Ky,095	LTC	UR	90,893	\$28.62	\$15.48	\$44.10	1.08	12,392	10.16	6.70
2.	Consolidation Coal Sales	08,Ky,119	LTC	UR	40,056	\$24.59	\$15.70	\$40.29	0.90	12,599	8.58	6.40
3.	Transfer Facility	N/A	LTC	OB	14,274	\$38.41	\$7.60	\$46.01	0.93	12,147	9.64	6.54

MONTHLY REPORT OF COST AND QUALITY OF COAL FOR ELECTRIC PLANTS
ORIGIN, TONNAGE, DELIVERED PRICE AND AS RECEIVED QUALITY

- 1. Report for: Mo. March Yr. 1994
- 2. Reporting Company: Florida Power Corporation
- 3. Plant Name: Crystal River 4 & 5

**SPECIFIED
CONFIDENTIAL**

4. Name, Title and Telephone Number of Contact
Person Concerning Data Submitted on this Form
Delmar J. Clark Jr., Financial Analyst - Regulatory
(813) 824-6491

5. Signature of Official Submitting Report


Delmar J. Clark Jr., Financial Analyst - Regulatory

6. Date Completed: May 10, 1994

Line No.	Supplier Name	Mine Location	Purchase Type	Transportation Mode	Tons	Effective Purchase Price (\$/Ton)	Total Transportation Cost (\$/Ton)	F.O.B. Plant Price (\$/Ton)	As Received Coal Quality			
									Percent Sulfur (%)	Btu Content (Btu/lb)	Percent Ash (%)	Percent Moisture (%)
(a)	(b)	(c)	(d)	(e)	(f)	(g)	(h)	(i)	(j)	(k)	(l)	(m)
1.	Powell Mtn. Joint Venture	08,Va,105	LTC	UR	70,881	\$37.46	\$15.57	\$53.03	0.72	12,310	9.53	7.72
2.	Golden Oak Mining Co.	08,Ky,133	LTC	UR	100,609	\$28.41	\$16.66	\$45.07	0.69	12,931	7.17	6.83
3.	Franklin Coal Sales	08,Ky,195	LTC	UR	38,481	\$26.48	\$15.70	\$42.18	0.62	12,593	9.34	7.79
4.	Transfer Facility	N/A	LTC	OB	68,883	\$45.35	\$7.60	\$52.95	0.67	12,654	8.64	6.79

MONTHLY REPORT OF COST AND QUALITY OF COAL FOR ELECTRIC PLANTS


ORIGIN, TONNAGE, DELIVERED PRICE AND AS RECEIVED QUALITY

- 1. Report for: Mo. March Yr. 1994
- 2. Reporting Company: Florida Power Corporation
- 3. Plant Name: Transfer Facility IMT

**SPECIFIED
CONFIDENTIAL**

- 4. Name, Title and Telephone Number of Contact Person Concerning Data Submitted on this Form
Delmar J. Clark Jr., Financial Analyst – Regulatory
(813) 824-6491

- 5. Signature of Official Submitting Report


Delmar J. Clark Jr., Financial Analyst – Regulatory

- 6. Date Completed: May 10, 1994

Line No.	Supplier Name	Mine Location	Purchase Type	Tons	F.O.B. Mine Price (\$/Ton)	Short Haul & Loading Charges (\$/Ton)	Original Invoice Price (\$/Ton)	Retro-active Price Increases (\$/Ton)	Base Price (\$/Ton)	Quality Adjustments (\$/Ton)	Effective Purchase Price (\$/Ton)
(a)	(b)	(c)	(d)	(e)	(f)	(g)	(h)	(i)	(j)	(k)	(l)
1.	A. T. Massey Coal Co.	08, Wv, 005	LTC	37,724	\$27.02	\$0.00	\$27.02	\$0.00	\$27.02	\$0.00	\$27.02
2.	A. T. Massey Coal Co.	08, Ky, 159	LTC	20,891	\$27.02	\$0.00	\$27.02	\$0.00	\$27.02	\$0.00	\$27.02
3.	A. T. Massey Coal Co.	08, Wv, 011	LTC	30,094	\$27.02	\$0.00	\$27.02	\$0.00	\$27.02	\$0.00	\$27.02
4.	Golden Oak Mining	08, Ky, 133	LTC	17,532	\$28.41	\$0.00	\$28.41	\$0.00	\$28.41	\$0.00	\$28.41
5.	Pen Coal Co.	08, Ky, 019	LTC	8,330	\$27.55	\$0.00	\$27.55	\$0.00	\$27.55	\$0.00	\$27.55
6.	Diamond May Coal Co.	08, Ky, 019	LTC	8,244	\$32.70	\$0.00	\$32.70	\$0.00	\$32.70	\$0.00	\$32.70
7.	Westmoreland Coal	08, Wv, 005	S	9,351	\$28.13	\$0.00	\$28.13	\$0.00	\$28.13	\$0.00	\$28.13
8.	AMCI Coal Sales, Inc.	N/A	S	12,200	\$34.00	\$0.00	\$34.00	\$0.00	\$34.00	\$1.00	\$35.00

MONTHLY REPORT OF COST AND QUALITY OF COAL FOR ELECTRIC PLANTS
ORIGIN, TONNAGE, DELIVERED PRICE AND AS RECEIVED QUALITY

- 1. Report for: Mo. March Yr. 1994
- 2. Reporting Company: Florida Power Corporation
- 3. Plant Name: Crystal River 1 & 2

**SPECIFIED
CONFIDENTIAL**

4. Name, Title and Telephone Number of Contact
Person Concerning Data Submitted on this Form
Delmar J. Clark Jr., Financial Analyst - Regulatory
(813) 824-6491

5. Signature of Official Submitting Report


Delmar J. Clark Jr., Financial Analyst - Regulatory

6. Date Completed: May 10, 1994

Line No.	Supplier Name	Mine Location	Purchase Type	Tons	F.O.B. Mine Price (\$/Ton)	Short Haul & Loading Charges (\$/Ton)	Original Invoice Price (\$/Ton)	Retro-active Price Increases (\$/Ton)	Base Price (\$/Ton)	Quality Adjustments (\$/Ton)	Effective Purchase Price (\$/Ton)
(a)	(b)	(c)	(d)	(e)	(f)	(g)	(h)	(i)	(j)	(k)	(l)
1.	New Horizons Coal, Inc.	08,Ky,095	LTC	90,893	\$28.13	\$0.00	\$28.13	\$0.00	\$28.13	\$0.49	\$28.62
2.	Consolidation Coal Sales	08,Ky,119	LTC	40,056	\$24.59	\$0.00	\$24.59	\$0.00	\$24.59	\$0.00	\$24.59
3.	Transfer Facility	N/A	LTC	14,274	\$38.41	\$0.00	\$38.41	N/A	\$38.41	N/A	\$38.41


MONTHLY REPORT OF COST AND QUALITY OF COAL FOR ELECTRIC PLANTS
ORIGIN, TONNAGE, DELIVERED PRICE AND AS RECEIVED QUALITY

- 1. Report for: Mo. March Yr. 1994
- 2. Reporting Company: Florida Power Corporation
- 3. Plant Name: Crystal River 4 & 5

**SPECIFIED
CONFIDENTIAL**

4. Name, Title and Telephone Number of Contact
Person Concerning Data Submitted on this Form
Delmar J. Clark Jr., Financial Analyst - Regulatory
(813) 824-6491

5. Signature of Official Submitting Report


Delmar J. Clark Jr., Financial Analyst - Regulatory

6. Date Completed: May 10, 1994

Line No.	Supplier Name	Mine Location	Purchase Type	Tons	F.O.B. Mine Price (\$/Ton)	Short Haul & Loading Charges (\$/Ton)	Original Invoice Price (\$/Ton)	Retro-active Price Increases (\$/Ton)	Base Price (\$/Ton)	Quality Adjustments (\$/Ton)	Effective Purchase Price (\$/Ton)
(a)	(b)	(c)	(d)	(e)	(f)	(g)	(h)	(i)	(j)	(k)	(l)
1.	Powell Mtn. Joint Venture	08,Va,105	LTC	70,881	\$37.46	\$0.00	\$37.46	\$0.00	\$37.46	\$0.00	\$37.46
2.	Golden Oak Mining Co.	08,Ky,133	LTC	100,609	\$28.41	\$0.00	\$28.41	\$0.00	\$28.41	\$0.00	\$28.41
3.	Franklin Coal Sales	08,Ky,195	LTC	38,481	\$26.48	\$0.00	\$26.48	\$0.00	\$26.48	\$0.00	\$26.48
4.	Transfer Facility	N/A	LTC	68,883	\$45.35	\$0.00	\$45.35	N/A	\$45.35	N/A	\$45.35

MONTHLY REPORT OF COST AND QUALITY OF COAL FOR ELECTRIC PLANTS

ORIGIN, TONNAGE, DELIVERED PRICE AND AS RECEIVED QUALITY

1. Report For: Mo. March Yr. 1994

2. Reporting Company: Florida Power Corporation

3. Plant Name: Transfer Facility IMT

4. Name, Title and Telephone Number of Contact
 Person Concerning Data Submitted on this Form
 Delmar J. Clark Jr., Financial Analyst - Regulatory
 (813) 824-6491

**SPECIFIED
 CONFIDENTIAL**

5. Signature of Official Submitting Report


 Delmar J. Clark Jr., Financial Analyst - Regulatory

6. Date Completed: May 10, 1994

Line No.	Supplier Name	Mine Location	Shipping Point	Transportation Mode	Tons	Effective Purchase Price (\$/Ton)	Additional Shorthaul & Loading Charges (\$/Ton)	Rail Rate (\$/Ton)	Other Rail Charges (\$/Ton)	River Barge Rate (\$/Ton)	Trans-loading Rate (\$/Ton)	Ocean Barge Rate (\$/Ton)	Other Water Charges (\$/Ton)	Other Related Charges (\$/Ton)	Transportation Charges (\$/Ton)	F.O.B. Plant Price (\$/Ton)
(a)	(b)	(c)	(d)	(e)	(f)	(g)	(h)	(i)	(j)	(k)	(l)	(m)	(n)	(o)	(p)	(q)
1.	A. T. Massey Coal Co.	08, Wv, 005	Boone, Wv	TR&B	37,724	\$27.02	N/A	N/A	N/A	N/A	N/A	N/A	N/A	N/A	\$15.90	\$42.92
2.	A. T. Massey Coal Co.	08, Ky, 159	Martin, Ky	TR&B	20,891	\$27.02	N/A	N/A	N/A	N/A	N/A	N/A	N/A	N/A	\$15.90	\$42.92
3.	A. T. Massey Coal Co.	08, Wv, 011	Cabell, Wv	TR&B	30,094	\$27.02	N/A	N/A	N/A	N/A	N/A	N/A	N/A	N/A	\$15.90	\$42.92
4.	Golden Oak Mining	08, Ky, 133	Letcher, Ky	B	17,532	\$28.41	N/A	N/A	N/A	N/A	N/A	N/A	N/A	N/A	\$15.90	\$44.31
5.	Pen Coal Co.	08, Ky, 019	Boyd, Ky	B	8,330	\$27.55	N/A	N/A	N/A	N/A	N/A	N/A	N/A	N/A	\$15.90	\$43.45
6.	Diamond May Coal Co.	08, Ky, 019	Boyd, Ky	B	8,244	\$32.70	N/A	N/A	N/A	N/A	N/A	N/A	N/A	N/A	\$15.90	\$48.60
7.	Westmoreland Coal	08, Wv, 005	Boone, Wv	B	9,351	\$28.13	N/A	N/A	N/A	N/A	N/A	N/A	N/A	N/A	\$15.90	\$44.03
8.	AMCI Coal Sales, Inc.	N/A	Venezuela	GB	12,200	\$35.00	N/A	N/A	N/A	N/A	N/A	N/A	N/A	N/A	\$4.10	\$39.10


MONTHLY REPORT OF COST AND QUALITY OF COAL FOR ELECTRIC PLANTS
ORIGIN, TONNAGE, DELIVERED PRICE AND AS RECEIVED QUALITY

- 1. Report For: Mo. March Yr. 1994
- 2. Reporting Company: Florida Power Corporation
- 3. Plant Name: Crystal River 1 & 2

**SPECIFIED
CONFIDENTIAL**

4. Name, Title and Telephone Number of Contact
Person Concerning Data Submitted on this Form
Delmar J. Clark Jr., Financial Analyst – Regulatory
(813) 824-6491

5. Signature of Official Submitting Report


Delmar J. Clark Jr., Financial Analyst – Regulatory

6. Date Completed: May 10, 1994

Line No.	Supplier Name	Mine Location	Shipping Point	Transportation Mode	Tons	Effective Purchase Price (\$/Ton)	Additional Shorthaul & Loading Charges (\$/Ton)	Rail	Other Rail	River Barge	Trans-loading	Ocean Barge	Other Water	Other Related	Transportation	F.O.B. Plant
								Rate (\$/Ton)	Charges (\$/Ton)	Rate (\$/Ton)	Rate (\$/Ton)	Rate (\$/Ton)	Rate (\$/Ton)	Charges (\$/Ton)	Charges (\$/Ton)	Charges (\$/Ton)
(a)	(b)	(c)	(d)	(e)	(f)	(g)	(h)	(i)	(j)	(k)	(l)	(m)	(n)	(o)	(p)	(q)
1.	New Horizons Coal, Inc.	08,Ky,095	Harlan, Ky	UR	90,893	\$28.62	\$0.00	\$14.66	\$0.82	N/A	N/A	N/A	\$0.00	\$0.00	\$15.48	\$44.10
2.	Consolidation Coal Sales	08,Ky,119	Knott, Ky	UR	40,056	\$24.59	\$0.00	\$14.88	\$0.82	N/A	N/A	N/A	\$0.00	\$0.00	\$15.70	\$40.29
3.	Transfer Facility	N/A	Plaquemines Parrish, La	OB	14,274	\$38.41	\$0.00	N/A	N/A	N/A	N/A	\$7.60	\$0.00	\$0.00	\$7.60	\$46.01

MONTHLY REPORT OF COST AND QUALITY OF COAL FOR ELECTRIC PLANTS
ORIGIN, TONNAGE, DELIVERED PRICE AND AS RECEIVED QUALITY

- 1. Report For: Mo. March Yr. 1994
- 2. Reporting Company: Florida Power Corporation
- 3. Plant Name: Crystal River 4 & 5

**SPECIFIED
CONFIDENTIAL**

- 4. Name, Title and Telephone Number of Contact
Person Concerning Data Submitted on this Form
Delmar J. Clark Jr., Financial Analyst - Regulatory
(813) 824-6491

- 5. Signature of Official Submitting Report


Delmar J. Clark Jr., Financial Analyst - Regulatory

- 6. Date Completed: May 10, 1994

Line No.	Supplier Name	Mine Location	Shipping Point	Transportation Mode	Tons	Effective Purchase Price (\$/Ton)	Additional Shorthaul & Loading Charges (\$/Ton)	Rail Rate (\$/Ton)	Other Rail Charges (\$/Ton)	River Barge Rate (\$/Ton)	Trans-loading Rate (\$/Ton)	Ocean Barge Rate (\$/Ton)	Other Water Charges (\$/Ton)	Other Related Charges (\$/Ton)	Transportation Charges (\$/Ton)	F.O.B. Plant Price (\$/Ton)
(a)	(b)	(c)	(d)	(e)	(f)	(g)	(h)	(i)	(j)	(k)	(l)	(m)	(n)	(o)	(p)	(q)
1.	Powell Mtn. Joint Venture	08,Va,105	Lee, Va	UR	70,881	\$37.46	\$0.00	\$14.75	\$0.82	N/A	N/A	N/A	\$0.00	\$0.00	\$15.57	\$53.03
2.	Golden Oak Mining Co.	08,Ky,133	Letcher, Ky	UR	100,609	\$28.41	\$0.00	\$15.84	\$0.82	N/A	N/A	N/A	\$0.00	\$0.00	\$16.66	\$45.07
3.	Franklin Coal Sales	08,Ky,195	Pike, Ky	UR	38,481	\$26.48	\$0.00	\$14.88	\$0.82	N/A	N/A	N/A	\$0.00	\$0.00	\$15.70	\$42.18
4.	Transfer Facility	N/A	Plaquemines Parrish, La	OB	68,883	\$45.35	\$0.00	N/A	N/A	N/A	N/A	\$7.60	\$0.00	\$0.00	\$7.60	\$52.95

MONTHLY REPORT OF COST AND QUALITY OF COAL FOR ELECTRIC PLANTS
 REPORT OF ADJUSTMENTS TO PREVIOUS COAL DELIVERIES

- 1. Report For: Mo. March Yr. 1994
- 2. Reporting Company: Florida Power Corporation
- 3. Plant Name: Transfer Facility IMT

**SPECIFIED
 CONFIDENTIAL**

4. Name, Title and Telephone Number of Contact Person Concerning Data Submitted on this Form
 Delmar J. Clark Jr., Financial Analyst – Regulatory
 (813) 824-6491

5. Signature of Official Submitting Report

Delmar J. Clark Jr.
 Delmar J. Clark Jr., Financial Analyst – Regulatory

6. Date Completed: May 10, 1994

Line No.	Month Reported	Form Plant Name	Intended Generating Plant	Supplier	Original Line Number	Old Volume (tons)	Form No.	Column Title	Old Value	New Value	New F.O.B. Plant Price	Reason for Revision
(a)	(b)	(c)	(d)	(e)	(f)	(g)	(h)	(i)	(j)	(k)	(l)	(m)
1.	08/93	CR 1&2	CR 1&2	Consolidation Coal Sales	7	7,265	2A	(k) Quality Adjustment	\$0.00	\$0.68	\$40.71	Quality Adjustment ✓
2.	01/94	CR 1&2	CR 1&2	Consolidation Coal Sales	2	428	2A	(k) Quality Adjustment	\$0.00	\$0.03	\$40.44	Quality Adjustment ✓
3.	02/94	CR 4&5	CR 4&5	Golden Oak Mining	4	9,019	2A	(k) Quality Adjustment	\$0.00	(\$0.30)	\$44.01	Quality Adjustment ✓
4.	02/94	CR 4&5	CR 4&5	Golden Oak Mining	5	17,977	2A	(k) Quality Adjustment	\$0.00	(\$0.30)	\$44.01	Quality Adjustment ✓
5.	02/94	CR 1&2	CR 1&2	Pen Coal Co.	6	8,396	2A	(k) Quality Adjustment	\$0.00	\$0.73	\$44.18	Quality Adjustment ✓
6.	02/94	CR 4&5	CR 4&5	AMCI Coal Sales, Inc.	7	43,060	2A	(k) Quality Adjustment	\$0.00	\$1.01	\$39.11	Quality Adjustment ✓

CONSOL
 CONSOL
 PEN
 AMCI
 12-R-1200
 POWER
 FR

MONTHLY REPORT OF COST AND QUALITY OF COAL FOR ELECTRIC PLANTS
 REPORT OF ADJUSTMENTS TO PREVIOUS COAL DELIVERIES

- 1. Report For: Mo. March Yr. 1994
- 2. Reporting Company: Florida Power Corporation
- 3. Plant Name: Transfer Facility TTI Systems, Inc.

4. Name, Title and Telephone Number of Contact
 Person Concerning Data Submitted on this Form
 Delmar J. Clark Jr., Financial Analyst - Regulatory
 (813) 824-6491

5. Signature of Official Submitting Report


 Delmar J. Clark Jr., Financial Analyst - Regulatory

6. Date Completed: May 10, 1994

Line No.	Month Reported	Form Plant Name	Intended Generating Plant	Supplier	Original Line Number	Old Volume (tons)	Form No.	Column Title	Old Value	New Value	New F.O.B. Plant Price	Reason for Revision
(a)	(b)	(c)	(d)	(e)	(f)	(g)	(h)	(i)	(j)	(k)	(l)	(m)

== NONE ==

MONTHLY REPORT OF COST AND QUALITY OF COAL FOR ELECTRIC PLANTS
 REPORT OF ADJUSTMENTS TO PREVIOUS COAL DELIVERIES

**SPECIFIED
 CONFIDENTIAL**

- 1. Report For: Mo. March Yr. 1994
- 2. Reporting Company: Florida Power Corporation
- 3. Plant Name: Crystal River 1 & 2

4. Name, Title and Telephone Number of Contact
 Person Concerning Data Submitted on this Form
 Delmar J. Clark Jr., Financial Analyst – Regulatory
 (813) 824-6491

5. Signature of Official Submitting Report


 Delmar J. Clark Jr., Financial Analyst – Regulatory

6. Date Completed: May 10, 1994

Line No.	Month Reported	Form Plant Name	Intended Generating Plant	Supplier	Original Line Number	Old Volume (tons)	Form No.	Column Title	Old Value	New Value	New F.O.B. Plant Price	Reason for Revision
(a)	(b)	(c)	(d)	(e)	(f)	(g)	(h)	(i)	(j)	(k)	(l)	(m)
1.	02/94	CR 1&2	CR 1&2	New Horizons Coal, Inc.	1	50,391	2B	(j) Other Rail Charges	\$0.34	\$1.00	\$44.25	Revised Other Rail Charges
2.	08/93	CR 1&2	CR 1&2	Consolidation Coal Sales	2	28,287	2A	(k) Quality Adjustment	\$0.00	\$0.68	\$40.33	Quality Adjustment (40.60)
3.	01/94	CR 1&2	CR 1&2	Consolidation Coal Sales	2	28,093	2A	(k) Quality Adjustment	\$0.00	\$0.03	\$40.57	Quality Adjustment (40.57)
4.	02/94	CR 1&2	CR 1&2	Consolidation Coal Sales	2	39,751	2A	(k) Quality Adjustment	\$0.00	\$0.29	\$40.76	Quality Adjustment (see line 5)
5.	02/94	CR 1&2	CR 1&2	Consolidation Coal Sales	2	39,751	2B	(j) Other Rail Charges	\$0.34	\$1.00	\$40.76	Revised Other Rail Charges
6.	02/94	CR 1&2	CR 1&2	Consolidation Coal Sales	3	9,660	2A	(k) Quality Adjustment	\$0.00	\$0.29	\$40.76	Quality Adjustment (see line 7)
7.	02/94	CR 1&2	CR 1&2	Consolidation Coal Sales	3	9,660	2B	(j) Other Rail Charges	\$0.34	\$1.00	\$40.76	Revised Other Rail Charges

MONTHLY REPORT OF COST AND QUALITY OF COAL FOR ELECTRIC PLANTS
 REPORT OF ADJUSTMENTS TO PREVIOUS COAL DELIVERIES

- 1. Report For: Mo. March Yr. 1994
- 2. Reporting Company: Florida Power Corporation
- 3. Plant Name: Crystal River 4 & 5

**SPECIFIED
 CONFIDENTIAL**

4. Name, Title and Telephone Number of Contact
 Person Concerning Data Submitted on this Form
 Delmar J. Clark Jr., Financial Analyst - Regulatory
 (813) 824-6491

5. Signature of Official Submitting Report


 Delmar J. Clark Jr., Financial Analyst - Regulatory

6. Date Completed: May 10, 1994

Line No.	Month Reported	Form Plant Name	Intended Generating Plant	Supplier	Original Line Number	Old Volume (tons)	Form No.	Column Title	Old Value	New Value	New F.O.B. Plant Price	Reason for Revision
(a)	(b)	(c)	(d)	(e)	(f)	(g)	(h)	(i)	(j)	(k)	(l)	(m)
1.	02/94	CR 4&5	CR 4&5	Powell Mtn Joint Venture	1	70,217	2B	(j) Other Rail Charges	\$0.34	\$1.02	\$53.23	Revised Other Rail Charges
2.	02/94	CR 4&5	CR 4&5	Golden Oak Mining Co.	2	10,133	2A	(k) Quality Adjustment	\$0.00	(\$0.30)	\$44.97	Quality Adjustment (see line 3)
3.	02/94	CR 4&5	CR 4&5	Golden Oak Mining Co.	2	10,133	2B	(j) Other Rail Charges	\$0.34	\$1.02	\$44.97	Revised Other Rail Charges
4.	02/94	CR 4&5	CR 4&5	Golden Oak Mining Co.	3	60,843	2A	(k) Quality Adjustment	\$0.00	(\$0.30)	\$44.97	Quality Adjustment (see line 5)
5.	02/94	CR 4&5	CR 4&5	Golden Oak Mining Co.	3	60,843	2B	(j) Other Rail Charges	\$0.34	\$1.02	\$44.97	Revised Other Rail Charges
6.	02/94	CR 4&5	CR 4&5	Franklin Coal Sales	4	9,816	2B	(j) Other Rail Charges	\$0.34	\$1.02	\$42.38	Revised Other Rail Charges
7.	02/94	CR 4&5	CR 4&5	Franklin Coal Sales	5	10,007	2B	(j) Other Rail Charges	\$0.34	\$1.02	\$42.38	Revised Other Rail Charges