

# MACFARLANE AUSLEY FERGUSON & McMULLEN

ATTORNEYS AND COUNSELORS AT LAW

277 SOUTH CALHOUN STREET  
P. O. BOX 391 (ZIP 32302)  
TALLAHASSEE, FLORIDA 32301  
1904) 224-9115 FAX (904) 222-7560

ORIGINAL  
FILE COPY

111 MADISON STREET, SUITE 2300  
P. O. BOX 1531 (ZIP 33601)  
TAMPA, FLORIDA 33602  
(813) 273-4200 FAX (813) 273-4396

400 CLEVELAND STREET  
P. O. BOX 1669 (ZIP 34617)  
CLEARWATER, FLORIDA 34615  
(813) 441-8066 FAX (813) 442-8470

June 14, 1995

HAND DELIVERED

IN REPLY REFER TO

Tallahassee

Ms. Blanca S. Bayo, Director  
Division of Records and Reporting  
Florida Public Service Commission  
Betty Easley Conference Center - Room 110  
2540 Shumard Oak Boulevard  
Tallahassee, Florida 32399-0850

Re: Fuel and Purchased Power Cost Recovery Clause  
and Generating Performance Incentive Factor;  
FPSC Docket No. 950001-EI

Dear Ms. Bayo:

Enclosed for filing in the above-styled docket are fifteen (15) copies of Tampa Electric Company's Forms 423-1, 423-1(a), 423-1(b), 423-2, 423-2(a), 423-2(b) and 423-2(c) for the month of April 1995. Portions of Forms 423-1(a), 423-2, 423-2(a), 423-2(b) and 423-2(c) have been whited out to delete certain confidential proprietary business information which is the subject of a separate request for specified confidential treatment being simultaneously filed herewith.

Please acknowledge receipt and filing of the above by stamping the duplicate copy of this letter and returning same to this writer.

Thank you for your assistance in connection with this matter.

Sincerely,

*James D. Beasley*  
James D. Beasley

JDB/pp  
encls.

cc: All Parties of Record (w/o encls.)

RECEIVED & FILED

*WSP*  
DIVISION OF RECORDS

DOCUMENT NUMBER-DATE


05500 JUN 14 95

FPSC-RECORDS/REPORTING

MONTHLY REPORT OF COST AND QUALITY OF FUEL OIL FOR ELECTRIC PLANTS  
 ORIGIN, VOLUME, DELIVERED PRICE AND AS RECEIVED QUALITY

1. Reporting Month: April Year: 1995  
 2. Reporting Company: Tampa Electric Company

3. Name, Title & Telephone Number of Contact Person Concerning Data  
 Submitted on this Form: Jeffrey Chronister, Manager Financial Reporting  
 (813) - 228 - 1609

4. Signature of Official Submitting Report:   
 L. L. Ketter, Vice Pres. & Controller

5. Date Completed: June 15, 1995

Line No. (a)	Plant Name (b)	Supplier Name (c)	Shipping Point (d)	Purchase Type (e)	Delivery Location (f)	Delivery Date (g)	Type Oil (h)	Sulfur Content % (i)	BTU Content (BTU/Gal) (j)	Volume (Bbls) (k)	Delivered Price (\$/Bbl) (l)
1.	Gannon	Coastal Fuels	Tampa	LTC	Gannon	04-11-95	F02	*	*	165.82	\$23.1089
2.	Gannon	Coastal Fuels	Tampa	LTC	Gannon	04-11-95	F02	0.14	138,841	2,573.38	\$23.2518
3.	Big Bend	Coastal Fuels	Tampa	LTC	Big Bend	04-28-95	F02	0.10	136,942	10,111.58	\$24.1799

4.  
5.  
6.  
7.  
8.  
9.  
10.  
11.  
12.  
13.  
14.  
15.  
16.  
17.  
18.  
19.  
20.  
21.  
22.  
23.  
24.  
25.

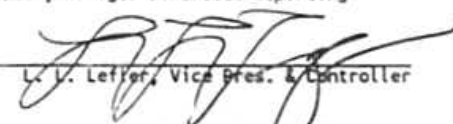
\* No analysis Taken

ORIGINAL  
 FILE COPY

MONTHLY REPORT OF COST AND QUALITY OF FUEL OIL FOR ELECTRIC PLANTS  
 DETAIL OF INVOICE AND TRANSPORTATION CHARGES

1. Reporting Month: April Year: 1995  
 2. Reporting Company: Tampa Electric Company

3. Name, Title & Telephone Number of Contact Person Concerning Data  
 Submitted on this Form: Jeffrey Chronister, Manager Financial Reporting  
 (813) - 228 - 1609

4. Signature of Official Submitting Report:   
 L. V. Leffer, Vice Pres. & Controller

5. Date Completed: June 15, 1995

Line No. (a)	Plant Name (b)	Supplier Name (c)	Delivery Location (d)	Delivery Date (e)	Type Oil (f)	Volume (Bbls) (g)	Invoice Price (\$/Bbl) (h)	Invoice Amount \$ (i)	Discount \$ (j)	Net Amount \$ (k)	Net Price (\$/Bbl) (l)	Quality Adjust. (\$/Bbl) (m)	Effective Purchase Price (\$/Bbl) (n)	Transport to Terminal (\$/Bbl) (o)	Add'l Transport Charges (\$/Bbl) (p)	Other Charges (\$/Bbl) (q)	Delivered Price (\$/Bbl) (r)
1.	Gannon	Coastal Fuels	Gannon	04-11-95	F02	165.82									\$0.0000	\$0.0000	\$23.1089
2.	Gannon	Coastal Fuels	Gannon	04-11-95	F02	2,573.38									\$0.0000	\$0.0000	\$23.2518
3.	Big Bend	Coastal Fuels	Big Bend	04-28-95	F02	10,111.58									\$0.0000	\$0.0000	\$24.1799
4.																	
5.																	
6.																	
7.																	
8.																	
9.																	
10.																	
11.																	
12.																	
13.																	
14.																	
15.																	
16.																	
17.																	
18.																	
19.																	
20.																	
21.																	
22.																	
23.																	
24.																	
25.																	
26.																	

MONTHLY REPORT OF COST AND QUALITY OF FUEL OIL FOR ELECTRIC PLANTS  
 REPORT OF ADJUSTMENTS TO PREVIOUS OIL DELIVERIES

1. Reporting Month: April Year: 1995  
 2. Reporting Company: Tampa Electric Company

3. Name, Title & Telephone Number of Contact Person Concerning Data  
 Submitted on this Form: Jeffrey Chronister, Manager Financial Rep  
 (813) - 228 - 1609

4. Signature of Official Submitting Report:



C. L. Keffler, Vice Pres.

5. Date Completed: June 15, 1995


Line No. (a)	Month Reported (b)	Form Plant Name (c)	Supplier (d)	Original Line Number (e)	Old Volume (Bbls) (f)	Form No. (g)	Column Designator & Title (h)	Old Value (i)	New Value (j)	New Delivered Price (k)
1.	None									
2.										
3.										
4.										
5.										
6.										
7.										
8.										
9.										
10.										
11.										
12.										
13.										
14.										
15.										

MONTHLY REPORT OF COST AND QUALITY OF COAL FOR ELECTRIC PLANTS  
ORIGIN, TONNAGE, DELIVERED PRICE AND AS RECEIVED QUALITY

1. Reporting Month: April Year: 1995  
 2. Reporting Company: Tampa Electric Company  
 3. Plant Name: Electro-Coal Transfer Facility - Big Bend Station (1)

4. Name, Title & Telephone Number of Contact Person Concerning Data  
 Submitted on this Form: Jeffrey Chronister, Supervisor, Regulatory Accounting  
 (813) - 228 - 1609

5. Signature of Official Submitting Form:

  
 L.L. Letter, Vice Pres. Controller

6. Date Completed: June 15, 1995

Line No. (a)	Supplier Name (b)	Mine Location (c)	Purchase Type (d)	Transport Mode (e)	Tons (f)	Effective Purchase Price (\$/Ton) (g)	Total Transport Charges (\$/Ton) (h)	Delivered Price Transfer Facility (\$/Ton) (i)	As Received Coal Quality			
									Sulfur Content % (j)	BTU Content (BTU/lb) (k)	Ash Content % (l)	Moisture Content % (m)
1.	Zeigler Coal	10, IL, 145, 157	LTC	RB	89,071.10			\$43.814	3.10	11,075	9.40	12.50
2.	Peabody Development	9, KY, 183	LTC	RB	43,049.80			\$29.563	2.54	11,113	8.90	13.57
3.	Zeigler Coal	10, IL, 145, 157	S	RB	28,321.50			\$29.053	3.20	10,974	9.50	13.10
4.	Basin Resources	17, CO, 071	LTC	R&B	51,542.54			\$46.693	0.43	12,907	10.02	6.00
5.	Peabody Development	10, IL, 165	LTC	RB	19,140.20			\$38.683	1.68	12,279	8.39	8.93
6.	Consolidation Coal	9, KY, 225	S	RB	66,044.00			\$27.953	2.80	11,968	5.70	12.00
7.	Peabody Development	10, IL, 059	LTC	RB	3,109.20			\$28.833	2.58	12,634	8.49	8.00
8.	Pyramid	9, KY, 183	S	RB	35,633.50			\$27.073	2.70	11,539	8.50	12.00

(1) As Electro-Coal Transfer Facility is a central storage site for coal prior to its delivery to the power plant, the coal from suppliers noted on this schedule is usually delivered to Big Bend Station but could ultimately be delivered to Gannon Station.

MONTHLY REPORT OF COST AND QUALITY OF COAL FOR ELECTRIC PLANTS  
 DETAILED PURCHASED COAL INVOICE INFORMATION


1. Reporting Month: April Year: 1995

2. Reporting Company: Tampa Electric Company

3. Plant Name: Electro-Coal Transfer Facility - Big Bend Station (1)

4. Name, Title & Telephone Number of Contact Person Concerning Data  
 Submitted on this Form: Jeffrey Chronister, Supervisor, Regulatory Accounting  
 (813) - 228 - 1609

5. Signature of Official Submitting Form:

  
 L. L. Kefler, Vice Pres. & Controller

6. Date Completed: June 15, 1995

Line No. (a)	Supplier Name (b)	Mine Location (c)	Purchase Type (d)	Tons (e)	F.O.B.(2) Mine Price (\$/Ton) (f)	Shorthaul & Loading Charges (\$/Ton) (g)	Original Invoice Price (\$/Ton) (h)	Retro-active Price Adjustments (\$/Ton) (i)	Base Price (\$/Ton) (j)	Quality Adjustments (\$/Ton) (k)	Effective Purchase Price (\$/Ton) (l)
1.	Zeigler Coal	10,IL,145,157	LTC	89,071.10	N/A	\$0.00		\$0.000		\$0.000	
2.	Peabody Development	9,KY,183	LTC	43,049.80	N/A	\$0.00		\$0.000		\$0.000	
3.	Zeigler Coal	10,IL,145,157	S	28,321.50	N/A	\$0.00		\$0.000		\$0.000	
4.	Basin Resources	17,CO,071	LTC	51,542.54	N/A	\$0.00		\$0.000		\$0.000	
5.	Peabody Development	10,IL,165	LTC	19,140.20	N/A	\$0.00		\$0.000		\$0.000	
6.	Consolidation Coal	9,KY,225	S	66,044.00	N/A	\$0.00		\$0.000		\$0.000	
7.	Peabody Development	10,IL,059	LTC	3,109.20	N/A	\$0.00		\$0.000		\$0.000	
8.	Pyramid	9,KY,183	S	35,633.50	N/A	\$0.00		\$0.000		\$0.000	


(1) As Electro-Coal Transfer Facility is a central storage site for coal prior to its delivery to the power plant, the coal from suppliers noted on this schedule is usually delivered to Big Bend Station but could ultimately be delivered to Gannon Station.

(2) Tampa Electric purchases coal F.O.B. shipping point or F.O.B. destination.

MONTHLY REPORT OF COST AND QUALITY OF COAL FOR ELECTRIC PLANTS  
 DETAIL OF TRANSPORTATION CHARGES

1. Reporting Month: April Year: 1995
2. Reporting Company: Tampa Electric Company
3. Plant Name: Electro-Coal Transfer Facility - Big Bend Station (1)

4. Name, Title & Telephone Number of Contact Person Concerning Data  
 Submitted on this Form: Jeffrey Chronister, Supervisor, Regulatory Accounting  
 (813) - 228 - 1609

5. Signature of Official Submitting Form:   
 L. U. Lefler, Vice Pres. Controller

6. Date Completed: June 15, 1995


Line No. (a)	Supplier Name (b)	Mine Location (c)	Shipping Point (d)	Trans- port Mode (e)	Tons (f)	(2) Effective Purchase Price (\$/Ton) (g)	Add'l Shorthaul & Loadin Charges (\$/Ton) (h)	Rail Charges			Waterborne Charges				Total Transportation Charges (\$/Ton) (p)	Delivere Price Facilit (\$/Ton) (q)
								Rail Rate (\$/Ton) (i)	Other Rail Charges (\$/Ton) (j)	River Barge Rate (\$/Ton) (k)	Trans- loading Rate (\$/Ton) (l)	Ocean Barge Rate (\$/Ton) (m)	Other Water Charges (\$/Ton) (n)	Other Related Charges (\$/Ton) (o)		
1.	Zeigler Coal	10,IL,145,157	Union & Webster Cnty, KY	RB	89,071.10		\$0.000		\$0.000							\$43.814
2.	Peabody Development	9,KY,183	Randolph & Perry Cnty, IL	RB	43,049.80		\$0.000		\$0.000							\$29.563
3.	Zeigler Coal	10,IL,145,157	Webster Cnty, KY	RB	28,321.50		\$0.000		\$0.000							\$29.053
4.	Basin Resources	17,CO,071	Union & Webster Cnty, KY	R&B	51,542.54		\$0.000		\$0.000							\$46.695
5.	Peabody Development	10,IL,165	Randolph & Perry Cnty, IL	RB	19,140.20		\$0.000		\$0.000							\$38.683
6.	Consolidation Coal	9,KY,225	Las Animas Cnty, CO.	RB	66,044.00		\$0.000		\$0.000							\$27.953
7.	Peabody Development	10,IL,059	Saline Cnty, IL	RB	3,109.20		\$0.000		\$0.000							\$28.833
8.	Pyramid	9,KY,183	Ohio Cnty, KY	RB	35,633.50		\$0.000		\$0.000							\$27.073

(1) As Electro-Coal Transfer Facility is a central storage site for coal prior to its delivery to the power plant, the coal from suppliers noted on this schedule is usually delivered to Big Bend Station but could ultimately be delivered to Gannon Station.

(2) Tampa Electric purchases coal F.O.B. shipping point or F.O.B. destination.

MONTHLY REPORT OF COST AND QUALITY OF COAL FOR ELECTRIC PLANTS  
ORIGIN, TONNAGE, DELIVERED PRICE AND AS RECEIVED QUALITY

- 1. Reporting Month: April Year: 1995
- 2. Reporting Company: Tampa Electric Company
- 3. Plant Name: Electro-Coal Transfer Facility - Gannon Station (1)

- 4. Name, Title & Telephone Number of Contact Person Concerning Data  
Submitted on this Form: Jeffrey Chronister, Supervisor, Regulatory Accounting  
(813) - 228 - 1609
- 5. Signature of Official Submitting Form: 
- 6. Date Completed: June 15, 1995

L. L. Letter, Vice Pres. - Controller

Line No. (a)	Supplier Name (b)	Mine Location (c)	Purchase Type (d)	Transport Mode (e)	Tons (f)	Effective Purchase Price (\$/Ton) (g)	Total Transport Charges (\$/Ton) (h)	Delivered Price Facility (\$/Ton) (i)	As Received Coal Quality			
									Sulfur Content % (j)	BTU Content (BTU/lb) (k)	Ash Content % (l)	Moisture Content % (m)
1.	Gatliff Coal	9, KY, 235	C	R&B	12,425.60			\$57.188	1.17	12,498	8.87	6.97
2.	Gatliff Coal	8, TN, 013	C	R&B	22,943.65			\$57.188	1.17	12,498	8.87	6.97
3.	Kerr McGee	10, IL, 165	S	RB	61,466.00			\$36.278	1.12	12,115	6.78	11.18

(1) As Electro-Coal Transfer Facility is a central storage site for coal prior to its delivery to the power plant, the coal from suppliers noted on this schedule is usually delivered to Gannon Station but could ultimately be delivered to Big Bend Station.



MONTHLY REPORT OF COST AND QUALITY OF COAL FOR ELECTRIC PLANTS  
 DETAILED PURCHASED COAL INVOICE INFORMATION

- 1. Reporting Month: April Year: 1995
- 2. Reporting Company: Tampa Electric Company
- 3. Plant Name: Electro-Coal Transfer Facility - Gannon Station (1)

4. Name, Title & Telephone Number of Contact Person Concerning Data  
 Submitted on this Form: Jeffrey Chronister, Supervisor, Regulatory Accounting  
 (813) - 278 - 1609

5. Signature of Official Submitting Form:

  
 L. L. Leffler, Vice President & Controller

6. Date Completed: June 15, 1995

Line No. (a)	Supplier Name (b)	Mine Location (c)	Purchase Type (d)	Tons (e)	F.O.B. (2) Mine Price (\$/Ton) (f)	Shorthaul & Loading Charges (\$/Ton) (g)	Original Invoice Price (\$/Ton) (h)	Retro-active Price Adjustments (\$/Ton) (i)	Base Price (\$/Ton) (j)	Quality Adjustments (\$/Ton) (k)	Effective Purchase Price (\$/Ton) (l)
1.	Gatliff Coal	9,KY,235	C	12,425.60	N/A	\$0.000		\$0.000		\$0.000	
2.	Gatliff Coal	8,TN,013	C	22,943.65	N/A	\$0.000		\$0.000		\$0.000	
3.	Kerr McGee	10,IL,165	S	61,466.00	N/A	\$0.000		\$0.000		\$0.000	

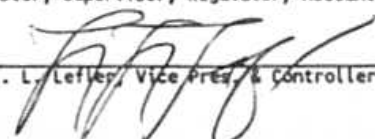
(1) As Electro-Coal Transfer Facility is a central storage site for coal prior to its delivery to the power plant, the coal from suppliers noted on this schedule is usually delivered to Gannon Station but could ultimately be delivered to Big Bend Station.

(2) Tampa Electric purchases coal F.O.B. shipping point or F.O.B. destination.

MONTHLY REPORT OF COST AND QUALITY OF COAL FOR ELECTRIC PLANTS  
 DETAIL OF TRANSPORTATION CHARGES

- 1. Reporting Month: April Year: 1995
- 2. Reporting Company: Tampa Electric Company
- 3. Plant Name: Electro-Coal Transfer Facility - Gannon Station (1)

4. Name, Title & Telephone Number of Contact Person Concerning Data  
 Submitted on this Form: Jeffrey Chronister, Supervisor, Regulatory Accounting  
 (813) - 228 - 1609

5. Signature of Official Submitting Form:   
 L. L. Leffler, Vice Pres. & Controller

6. Date Completed: June 15, 1995

Line No. (a)	Supplier Name (b)	Mine Location (c)	Shipping Point (d)	Transport Mode (e)	Tons (f)	(2) Effective Purchase Price (\$/Ton) (g)	Add'l Shorthaul & Loadin Charges (\$/Ton) (h)	Rail Charges		Waterborne Charges					Total Transportation Charges (\$/Ton) (p)	Delivered Price Transfer Facilit (\$/Ton) (q)
								Rail Rate (\$/Ton) (i)	Other Rail Charges (\$/Ton) (j)	River Barge Rate (\$/Ton) (k)	Trans-loading Rate (\$/Ton) (l)	Ocean Barge Rate (\$/Ton) (m)	Other Water Charges (\$/Ton) (n)	Other Related Charges (\$/Ton) (o)		
1.	Gatliff Coal	9,KY,235	Union & Webster Cnty, KY	R&B	12,425.60		\$0.000		\$0.000							\$57.188
2.	Gatliff Coal	8,TN,013	Campbell Cnty, TN	R&B	22,943.65		\$0.000		\$0.000							\$57.188
3.	Kerr McGee	10,IL,165	Saline Cnty, IL	RB	61,466.00		\$0.000		\$0.000							\$36.278

(1) As Electro-Coal Transfer Facility is a central storage site for coal prior to its delivery to the power plant, the coal from suppliers noted on this schedule is usually delivered to Gannon Station but could ultimately be delivered to Big Bend Station.


(2) Tampa Electric purchases coal F.O.B. shipping point or F.O.B. destination.

MONTHLY REPORT OF COST AND QUALITY OF COAL FOR ELECTRIC PLANTS  
ORIGIN, TONNAGE, DELIVERED PRICE AND AS RECEIVED QUALITY

- 1. Reporting Month: April Year: 1995
- 2. Reporting Company: Tampa Electric Company
- 3. Plant Name: Big Bend Station

4. Name, Title & Telephone Number of Contact Person Concerning Data  
Submitted on this Form: Jeffrey Chronister, Supervisor, Regulatory Accounting  
(813) - 228 - 1609

5. Signature of Official Submitting Form:


  
L. L. Lefler, Vice Pres. - Controller

6. Date Completed: June 15, 1995

Line No. (a)	Supplier Name (b)	Mine Location (c)	Purchase Type (d)	Transport Mode (e)	Tons (f)	Effective Purchase Price (\$/Ton) (g)	Total Transport Charges (\$/Ton) (h)	FOB Plant Price (\$/Ton) (i)	As Received Coal Quality			
									Sulfur Content % (j)	BTU Content (BTU/lb) (k)	Ash Content % (l)	Moisture Content % (m)
1.	Transfer Facility	N/A	N/A	OB	464,732.00			\$46.379	1.66	10,936	7.80	12.01

MONTHLY REPORT OF COST AND QUALITY OF COAL FOR ELECTRIC PLANTS  
 DETAILED PURCHASED COAL INVOICE INFORMATION

- 1. Reporting Month: April Year: 1995
- 2. Reporting Company: Tampa Electric Company
- 3. Plant Name: Big Bend Station

- 4. Name, Title & Telephone Number of Contact Person Concerning Data  
 Submitted on this Form: Jeffrey Chronister, Supervisor, Regulatory Accounting  
 (813) - 228 - 1609
- 5. Signature of Official Submitting Form:   
 L. C. Leffler, Vice Pres. & Controller
- 6. Date Completed: June 15, 1995

Line No. (a)	Supplier Name (b)	Mine Location (c)	Purchase Type (d)	Tons (e)	F.O.B. Mine Price (\$/Ton) (f)	Shorthaul & Loading Charges (\$/Ton) (g)	Original Invoice Price (\$/Ton) (h)	Retro-active Price Adjustments (\$/Ton) (i)	Base Price (\$/Ton) (j)	Quality Adjustments (\$/Ton) (k)	Effective Purchase Price (\$/Ton) (l)
1.	Transfer Facility	N/A	N/A	464,732.00	N/A	\$0.000		\$0.000		\$0.000	

MONTHLY REPORT OF COST AND QUALITY OF COAL FOR ELECTRIC PLANTS  
 DETAIL OF TRANSPORTATION CHARGES

- 1. Reporting Month: April Year: 1995
- 2. Reporting Company: Tampa Electric Company
- 3. Plant Name: Big Bend Station

4. Name, Title & Telephone Number of Contact Person Concerning Data  
 Submitted on this Form: Jeffrey Chronister, Supervisor, Regulatory Accounting  
 (813) - 228 - 1609

5. Signature of Official Submitting Form:   
 L. L. Lefler, Vice Pres. & Controller

6. Date Completed: June 15, 1995


Line No. (a)	Supplier Name (b)	Mine Location (c)	Shipping Point (d)	Transport Mode (e)	Tons (f)	Effective Purchase Price (\$/Ton) (g)	Add'l Shorthaul & Loadin Charges (\$/Ton) (h)	Rail Charges		Waterborne Charges				Total Transportation Charges (\$/Ton) (p)	FOB Plant Price (\$/Ton) (q)
								Rail Rate (\$/Ton) (i)	Other Rail Charges (\$/Ton) (j)	River Barge Rate (\$/Ton) (k)	Trans-loading Rate (\$/Ton) (l)	Ocean Barge Rate (\$/Ton) (m)	Other Water Charges (\$/Ton) (n)		
1.	Transfer Facility	N/A	Davant, La.	OB	454,732.00		\$0.000	\$0.000							\$46.379

MONTHLY REPORT OF COST AND QUALITY OF COAL FOR ELECTRIC PLANTS  
ORIGIN, TONNAGE, DELIVERED PRICE AND AS RECEIVED QUALITY

- 1. Reporting Month: April Year: 1995
- 2. Reporting Company: Tampa Electric Company
- 3. Plant Name: Gannon Station

4. Name, Title & Telephone Number of Contact Person Concerning Data  
Submitted on this Form: Jeffrey Chronister, Supervisor, Regulatory Accounting  
(813) - 228 - 1609

5. Signature of Official Submitting Form:


  
L. Lefler, Vice Pres. - Controller

6. Date Completed: June 15, 1995

Line No. (a)	Supplier Name (b)	Mine Location (c)	Purchase Type (d)	Transport Mode (e)	Tons (f)	Effective Purchase Price (\$/Ton) (g)	Total Transport Charges (\$/Ton) (h)	FOB Plant Price (\$/Ton) (i)	As Received Coal Quality			
									Sulfur Content % (j)	BTU Content (BTU/lb) (k)	Ash Content % (l)	Moisture Content % (m)
1.	Transfer Facility	N/A	N/A	OB	93,766.00			852,223	0.95	11,536	6.38	13.43
2.	Gatliff Coal	8,KY,235	LTC	UR	71,383.00			558,291	0.99	13,035	5.24	7.85
3.	Gatliff Coal	8,KY,195	LTC	UR	16,238.00			559,091	1.05	13,072	8.20	4.95

MONTHLY REPORT OF COST AND QUALITY OF COAL FOR ELECTRIC PLANTS  
 DETAILED PURCHASED COAL INVOICE INFORMATION

- 1. Reporting Month: April Year: 1995
- 2. Reporting Company: Tampa Electric Company
- 3. Plant Name: Gannon Station


- 4. Name, Title & Telephone Number of Contact Person Concerning Data  
 Submitted on this Form: Jeffrey Chronister, Supervisor, Regulatory Accounting  
 (813) - 228 - 1609
- 5. Signature of Official Submitting Form:   
 L. L. Jeffers, Vice Pres. & Controller
- 6. Date Completed: June 15, 1995

Line No. (a)	Supplier Name (b)	Mine Location (c)	Purchase Type (d)	Tons (e)	F.O.B. Mine Price (\$/Ton) (f)	Shorthaul & Loading Charges (\$/Ton) (g)	Original Invoice Price (\$/Ton) (h)	Retro-active Price Adjustments (\$/Ton) (i)	Base Price (\$/Ton) (j)	Quality Adjustments (\$/Ton) (k)	Effective Purchase Price (\$/Ton) (l)
1.	Transfer Facility	N/A	N/A	93,766.00	N/A	\$0.000		\$0.000		\$0.000	
2.	Gatliff Coal	8,KY,235	LTC	71,383.00	N/A	\$0.000		\$0.000		\$0.000	
3.	Gatliff Coal	8,KY,195	LTC	16,238.00	N/A	\$0.000		\$0.000		\$0.000	

MONTHLY REPORT OF COST AND QUALITY OF COAL FOR ELECTRIC PLANTS  
 DETAIL OF TRANSPORTATION CHARGES

- 1. Reporting Month: April Year: 1995
- 2. Reporting Company: Tampa Electric Company
- 3. Plant Name: Gannon Station

4. Name, Title & Telephone Number of Contact Person Concerning Data  
 Submitted on this Form: Jeffrey Chronister, Supervisor, Regulatory Accounting  
 (813) - 228 - 1609

5. Signature of Official Submitting Form:   
 V. L. Leffer, Vice Pres. & Controller

6. Date Completed: June 15, 1995

Line No. (a)	Supplier Name (b)	Mine Location (c)	Shipping Point (d)	Transport Mode (e)	Tons (f)	Effective Purchase Price (\$/Ton) (g)	Add'l Shorthaul & Loadin Charges (\$/Ton) (h)	Rail Charges		Waterborne Charges				Total Transportation Charges (\$/Ton) (p)	FOB Plant Price (\$/Ton) (q)
								Rail Rate (\$/Ton) (i)	Other Rail Charges (\$/Ton) (j)	River Barge Rate (\$/Ton) (k)	Trans-loading Rate (\$/Ton) (l)	Ocean Barge Rate (\$/Ton) (m)	Other Water Related Charges (\$/Ton) (n)		
1.	Transfer Facility	N/A	Davant, La.	OB	93,766.00	\$0.000		\$0.000							\$52.223
2.	Gatliff Coal	8,KY,235	Whitley Cnty, KY	UR	71,383.00	\$0.000		\$0.000							\$58.291
3.	Gatliff Coal	8,KY,195	Pike Cnty, KY	UR	16,238.00	\$0.000		\$0.000							\$59.091




MONTHLY REPORT OF COST AND QUALITY OF COAL FOR ELECTRIC PLANTS  
REPORT OF ADJUSTMENTS TO PREVIOUS COAL DELIVERED

1. Reporting Month: April Year: 1995  
2. Reporting Company: Tampa Electric Company

3. Name, Title & Telephone Number of Contact Person Concerning Data  
Submitted on this Form: Jeffrey Chronister, Manager Financial Reporting  
(813) 228 - 1609

4. Signature of Official Submitting Form:



L. L. Lefler, Vice Pres. - Controller

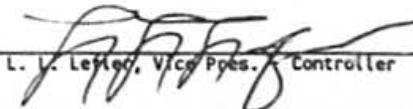
5. Date Completed: June 15, 1995

Line No. (a)	Month Reported (b)	Form Plant Name (c)	Intended Generating Plant (d)	Supplier (e)	Original Line Number (f)	Old Volume Tons (g)	Form No. (h)	Column Designator & Title (i)	Old Value (j)	Delivered Price Transfer Facility		Reason for Revision (m)
										New Value (k)	(\$/Ton) (l)	
1.	October, 1994	Transfer Facility	Big Bend	Zeigler Coal	1.	87,259.40	423-2(a)	Col. (k), Quality Adj.	\$0.000	(\$0.047)	\$41.060	Quality Adj
2.	November, 1994	Transfer Facility	Big Bend	Zeigler Coal	2.	96,983.50	423-2(a)	Col. (k), Quality Adj.	\$0.000	(\$0.047)	\$41.060	Quality Adj
3.	December, 1994	Transfer Facility	Big Bend	Zeigler Coal	1.	66,438.20	423-2(a)	Col. (k), Quality Adj.	\$0.000	(\$0.047)	\$41.060	Quality Adj
4.	October, 1994	Transfer Facility	Big Bend	Mapco	2.	52,007.30	423-2(a)	Col. (k), Quality Adj.	\$0.000	(\$0.006)	\$45.164	Quality Adj
5.	November, 1994	Transfer Facility	Big Bend	Mapco	3.	44,998.60	423-2(a)	Col. (k), Quality Adj.	\$0.000	(\$0.006)	\$45.164	Quality Adj
6.	December, 1994	Transfer Facility	Big Bend	Mapco	2.	46,975.10	423-2(a)	Col. (k), Quality Adj.	\$0.000	(\$0.006)	\$38.423	Quality Adj
7.	October, 1994	Transfer Facility	Big Bend	Unionvale	7.	7,898.53	423-2(a)	Col. (i), Retro Price Adj.	\$0.000	\$0.228	\$34.478	Demurrage
8.	October, 1994	Transfer Facility	Big Bend	Unionvale	8.	1,726.82	423-2(a)	Col. (i), Retro Price Adj.	\$0.000	\$0.228	\$34.478	Demurrage
9.	October, 1994	Transfer Facility	Big Bend	Unionvale	9.	1,157.85	423-2(a)	Col. (i), Retro Price Adj.	\$0.000	\$0.228	\$34.978	Demurrage
10.	November, 1994	Transfer Facility	Big Bend	Unionvale	9.	3,254.80	423-2(a)	Col. (i), Retro Price Adj.	\$0.000	\$0.228	\$34.478	Demurrage
11.	November, 1994	Transfer Facility	Big Bend	Unionvale	10.	11,230.17	423-2(a)	Col. (i), Retro Price Adj.	\$0.000	\$0.228	\$34.978	Demurrage
12.	December, 1994	Transfer Facility	Big Bend	Unionvale	7.	15,378.79	423-2(a)	Col. (i), Retro Price Adj.	\$0.000	\$0.228	\$34.478	Demurrage
13.	March, 1995	Transfer Facility	Big Bend	Basin Resources	6.	63,134.77	423-2(a)	Col. (i), Retro Price Adj.	\$0.000	\$0.100	\$46.404	Freeze Protection
14.	February, 1995	Transfer Facility	Big Bend	Basin Resources	6.	62,456.13	423-2(b)	Col. (i), Rail Rate			\$48.222	Transportation Cost Adj.
15.	March, 1995	Gannon	Gannon	Gatliff Coal	2.	95,290.00	423-2(b)	Col. (i), Rail Rate			\$57.732	Transportation Cost Adj.

MONTHLY REPORT OF COST AND QUALITY OF COAL FOR ELECTRIC PLANTS  
 REPORT OF ADJUSTMENTS TO PREVIOUS COAL DELIVERED

1. Reporting Month: April Year: 1995  
 2. Reporting Company: Tampa Electric Company

3. Name, Title & Telephone Number of Contact Person Concerning Data  
 Submitted on this Form: Jeffrey Chronister, Manager Financial Reporting  
 (813) 228 - 1609

4. Signature of Official Submitting Form:   
 L. L. Lett, Vice Pres. Controller

5. Date Completed: June 15, 1995

Line No. (a)	Month Reported (b)	Form Plant Name (c)	Intended Generating Plant (d)	Supplier (e)	Original Line Number (f)	Old Volume Tons (g)	Form No. (h)	Column Designator & Title (i)	Old Value (j)	New Value (k)	Delivered Price Transfer Facility (\$/Ton) (l)	Reason for Revision (m)
1.	December, 1994	Transfer Facility	Big Bend	Peabody Development	6.	17,988.20	423-2(a)	Col. (k), Quality Adj.	\$0.000	\$3.299	\$53.354	Quality Adj
2.												
3.												
4.												
5.												
6.												
7.												
8.												
9.												
10.												
11.												
12.												
13.												
14.												
15.												