

990001

ATTACHMENT C

Florida Power Corporation
Docket No. 960001-EI

Request for Specified Confidential Treatment

DECLASSIFIED

423 Forms for June, 1996

CONFIDENTIAL COPY

(confidential information denoted with shading)

PSC-96-1294-CFO-EI
DECEMBER 1996
68703 AUG 19 1998
PSS-REG-100-1100-1100

MONTHLY REPORT OF COST AND QUANTITY OF FUEL OIL FOR ELECTRIC PLANTS
DETAIL OF INVOICE AND TRANSPORTATION CHARGES

1. REPORTING MONTH: Jan-61

3. NAME, TITLE & TELEPHONE NUMBER OF CONTACT PERSON CONCERNING DATA SUBMITTED ON THIS FORM
JAN SWITH, ACCOUNTING SUPERVISOR, 317-221-2222

2. REPORTING COMPANY: FLORIDA POWER CORPORATION

4. SIGNATURE OF OFFICIAL SUBMITTING REPORT:

[Handwritten Signature]
MURIEL COVILLE, DIRECTOR, REGULATOR ACCOUNTING

5. DATE COMPLETED: 01/31/61

LINE NO. (A)	PLANT NAME (B)	SUPPLIER NAME (C)	DELIVERY LOCATION (E)	DELIVERY DATE (F)	TYPE (G)	VOLUME (GAL) (H)	INVOICE PRICE (\$/GAL) (I)	INVOICE AMOUNT (\$) (J)	DISCOUNT (%) (K)	NET AMOUNT (\$) (L)	NET PRICE (\$/GAL) (M)	QUALITY ADJUST (\$/GAL) (N)	EFFECTIVE PURCHASE PRICE (\$/GAL) (O)	TRANSPORT TO TERMINAL (P)	ADDITIONAL TRANSPORT CHARGES (Q)	OTHER CHARGES (R)	DELIVERED PRICE (S)	
																		(A)
4	ARNOCT	BP OIL COMPANY	FOR PLANT	0626	F01	348	\$22.1070	\$7,715.24	\$77.1000	\$7,638.14	\$21.9519	\$0.0000	\$21.9519	\$0.0000	\$0.0000	\$0.0000	\$0.0000	\$21.9519
3	ARNOCT PEAKERS	NO DELIVERIES																
4	BARTON	NO DELIVERIES																
5	BARTON NORTH FUEL TERMINAL	RIG ENERGY INTERNATIONAL, INC	FOR TERMINAL	0626	F01	294,854	\$15.4436	\$4,534,814.68	\$5.0000	\$4,389,814.68	\$14.9015	\$0.0000	\$14.9015	\$0.0000	\$0.0000	\$0.0000	\$14.9015	
6	BARTON PEAKERS	COASTAL FUELS MARKETING	FOR PLANT	0626	F02	10,238	\$23.9723	\$246,820.63	\$0.0000	\$246,820.63	\$24.3723	\$0.0000	\$24.3723	\$0.0000	\$0.0000	\$0.0000	\$24.3723	
7	BARTON SOUTH FUEL TERMINAL	RIG ENERGY INTERNATIONAL INC	FOR TERMINAL	0626	F01	577,823	\$16.4264	\$9,484,029.75	\$0.0000	\$9,484,029.75	\$16.4264	\$0.0000	\$16.4264	\$0.0000	\$0.0000	\$0.0000	\$16.4264	
8	BARTON SOUTH FUEL TERMINAL	RIG ENERGY INTERNATIONAL INC	FOR TERMINAL	0424	F01	115,128	\$16.8440	\$1,939,234.88	\$0.0000	\$1,939,234.88	\$17.2440	\$0.0000	\$17.2440	\$0.0000	\$0.0000	\$0.0000	\$17.2440	
9	BAVEDO PEAKERS	COASTAL FUELS MARKETING	FOR PLANT	0626	F02	6,538	\$23.8221	\$156,234.29	\$0.0000	\$156,234.29	\$24.2221	\$0.0000	\$24.2221	\$0.0000	\$0.0000	\$0.0000	\$24.2221	
10	CRYSTAL RIVER NORTH	BP OIL COMPANY	FOR PLANT	0626	F02	6,785	\$22.7142	\$154,342.73	\$1.166666	\$153,176.06	\$22.5611	\$0.0000	\$22.5611	\$0.0000	\$1.2189	\$0.0000	\$23.7800	
11	CRYSTAL RIVER NORTH	BP OIL COMPANY	FOR PLANT	0626	F02	487	\$22.8590	\$11,128.45	\$158.2800	\$10,970.17	\$22.7315	\$0.0000	\$22.7315	\$0.0000	\$1.2184	\$0.0000	\$23.9500	
12	CRYSTAL RIVER SOUTH	BP OIL COMPANY	FOR PLANT	0626	F02	1,045	\$22.5715	\$23,587.22	\$166.3700	\$23,420.85	\$22.4189	\$0.0000	\$22.4189	\$0.0000	\$1.2184	\$0.0000	\$23.6373	
13	DEBARY PEAKERS	BP OIL COMPANY	FOR PLANT	0626	F01	1,287	\$23.7823	\$30,607.66	\$2,791.3600	\$27,816.30	\$21.5977	\$0.0000	\$21.5977	\$0.0000	\$1.5169	\$0.0000	\$23.1146	
14	DEBARY PEAKERS	COASTAL FUELS MARKETING	FOR PLANT	0626	F02	126,601	\$24.4007	\$3,091,228.74	\$0.0000	\$3,091,228.74	\$24.0007	\$0.0000	\$24.0007	\$0.0000	\$0.0000	\$0.0000	\$24.0007	
15	DEBARY PEAKERS	BP OIL COMPANY	FOR PLANT	0626	F02	75	\$24.4752	\$1,834.14	\$41.5600	\$1,792.58	\$21.2756	\$0.0000	\$21.2756	\$0.0000	\$1.2182	\$0.0000	\$22.4938	
16	HOOVER STEAMPLANT	NO DELIVERIES																
17	HOOVER PEAKERS	NO DELIVERIES																
18	INTERSECTION CITY PEAKERS	BP OIL COMPANY	FOR PLANT	0626	F02	10,715	\$21.8561	\$234,842.76	\$4,882.0400	\$229,960.72	\$21.3556	\$0.0000	\$21.3556	\$0.0000	\$1.4129	\$0.0000	\$22.7685	

DECLASSIFIED

**MONTHLY REPORT OF COST AND QUALITY OF COAL FOR ELECTRIC PLANTS
ORIGIN, TONNAGE, DELIVERED PRICE AND AS RECEIVED QUALITY**

- 1. Report for: Mo. June Yr. 1996
- 2. Reporting Company: Florida Power Corporation
- 3. Plant Name: Transfer Facility IMT

4. Name, Title and Telephone Number of Contact Person Concerning Data Submitted on this Form
 Delmar J. Clark Jr., Financial Analyst-Regulatory
 (613) 824-6491

**SPECIFIED
CONFIDENTIAL**

5. Signature of Official Submitting Report

Delmar J. Clark Jr.
 Delmar J. Clark Jr., Financial Analyst-Regulatory

6. Data Completed: August 15, 1996

Line No.	Supplier Name	Mine Location	Purchase Type	Transportation Mode	Tons	Effective Purchase Price (\$/Ton)	Total Transportation Cost (\$/Ton)	F.O.B. Plant Price (\$/Ton)	As Received Coal Quality			
									Percent Sulfur (%)	Btu Content (Btu/lb)	Percent Ash (%)	Percent Moisture (%)
(a)	(b)	(c)	(d)	(e)	(f)	(g)	(h)	(i)	(j)	(k)	(l)	(m)
1.	A. T. Massey Coal Co.	08, Ky, 019	LTC	TR&B	10,266	\$43.67	\$16.31	\$43.67	0.70	12,570	10.30	5.59
2.	A. T. Massey Coal Co.	08, Wv, 005	LTC	TR&B	44,447	\$43.67	\$16.31	\$43.67	0.70	12,570	10.30	5.59
3.	Pen Coal Company	08, Wv, 099	LTC	B	24,334	\$45.95	\$16.31	\$45.95	0.66	12,430	9.29	6.53
4.	Pen Coal Company	06, Ky, 071	LTC	B	14,955	\$45.95	\$16.31	\$45.95	0.66	12,430	9.29	6.53
5.	Diamond May Coal Co.	06, Ky, 119	S	B	64,637	\$40.48	\$16.31	\$40.48	0.71	12,666	6.26	6.64
6.	Diamond May Coal Co.	06, Ky, 139	S	B	12,969	\$40.48	\$16.31	\$40.48	0.71	12,666	6.26	6.64
7.	Diamond May Coal Co.	06, Ky, 139	S	B	1,704	\$40.48	\$16.31	\$40.48	0.71	12,666	6.26	6.64
8.	Kanawha River Terminal	08, Ky, 199	S	B	4,105	\$34.60	\$16.31	\$34.60	0.81	11,825	10.62	9.14
9.	Riverwood Coal Sales, Inc.	08, Ky, 195	S	B	6,839	\$39.29	\$16.31	\$39.29	0.67	12,398	9.14	6.81
10.	Orion Resources, Inc.	08, Wv, 005	S	B	11,638	\$39.65	\$16.31	\$39.65	0.68	12,757	11.03	4.22
11.	Quaker Coal Company, Inc.	08, Ky, 185	LTC	B	17,615	\$25.65	\$16.31	\$41.86	0.65	13,080	7.15	6.52

**MONTHLY REPORT OF COST AND QUALITY OF COAL FOR ELECTRIC PLANTS
ORIGIN, TONNAGE, DELIVERED PRICE AND AS RECEIVED QUALITY**

1. Report for: Mo. June Yr. 1996
2. Reporting Company: Florida Power Corporation
3. Plant Name: Crystal River 1 & 2

4. Name, Title and Telephone Number of Contact Person Concerning Data Submitted on this Form
Delmar J. Clark Jr., Financial Analyst - Regulatory
(813) 824-8491

**SPECIFIED
CONFIDENTIAL**

5. Signature of Official Submitting Report


Delmar J. Clark Jr., Financial Analyst - Regulatory

6. Date Completed: August 15, 1996

Line No.	Supplier Name	Mine Location	Purchase Type	Transportation Mode	Tons	Effective Purchase Price (\$/Ton)	Total Transportation Cost (\$/Ton)	F.O.B. Plant Price (\$/Ton)	As Received Coal Quality			
									Percent Sulfur (%)	Btu Content (Btu/lb)	Percent Ash (%)	Percent Moisture (%)
(a)	(b)	(c)	(d)	(e)	(f)	(g)	(h)	(i)	(j)	(k)	(l)	(m)
1.	Cyprus Cumberland Coal Corp.	08,Ky,013	MTC	UR	98,587	\$23.75	\$14.14	\$40.34	1.10	12,588	8.94	6.28
2.	Arch of Kentucky	08,Ky,095	LTC	UR	98,869	\$27.89	\$14.14	\$44.42	1.01	13,133	6.63	7.06
3.	Ikard - Bandy Co., Inc.	08,Ky,013	STC	UR	18,897	\$30.40	\$14.14	\$40.99	1.06	12,629	7.63	7.13
4.	Quaker Coal Company	08,Ky,071	S	UR	28,931	\$30.24	\$14.14	\$39.47	1.04	12,671	7.95	6.88
5.	Consol, Inc.	08,Ky,119	S	UR	28,608	\$30.24	\$14.14	\$40.72	1.01	12,569	8.84	6.90
6.	Kentucky May Coal Co.	08,Ky,188	S	UR	9,472	\$30.24	\$14.14	\$40.27	1.01	12,868	6.76	7.25
7.	Transfer Facility	N/A	LTC	OB	0	N/A	N/A	\$0.00	N/A	N/A	N/A	N/A



**MONTHLY REPORT OF COST AND QUALITY OF COAL FOR ELECTRIC PLANTS
ORIGIN, TONNAGE, DELIVERED PRICE AND AS RECEIVED QUALITY**

- 1. Report for: Mo. June Yr. 1996
- 2. Reporting Company: Florida Power Corporation
- 3. Plant Name: Crystal River 4 & 5

**SPECIFIED
CONFIDENTIAL**

4. Name, Title and Telephone Number of Contact Person Concerning Data Submitted on this Form
Delmar J. Clark Jr. Financial Analyst-Regulatory
(813) 824-6491

5. Signature of Official Submitting Report


Delmar J. Clark Jr. Financial Analyst-Regulatory

6. Date Completed: August 15, 1996

Line No.	Supplier Name	Mine Location	Purchase Type	Transportation Mode	Tons	Effective Purchase Price (\$/Ton)	Total Transportation Cost (\$/Ton)	F.O.B. Plant Price (\$/Ton)	As Received Coal Quality			
									Percent Sulfur (%)	Btu Content (Btu/lb)	Percent Ash (%)	Percent Moisture (%)
(a)	(b)	(c)	(d)	(e)	(f)	(g)	(h)	(i)	(j)	(k)	(l)	(m)
1.	Powell Mtn. Joint Venture	08,Va.105	LTC	UR	78,864	\$50.00	\$2.00	\$53.49	0.71	12,327	9.77	7.58
2.	Golden Oak Mining Co.	08,Ky.139	LTC	UR	49,117	\$43.50	\$2.50	\$48.70	0.72	12,944	7.88	5.60
3.	Franklin Coal Sales	08,Ky.195	LTC	UR	19,264	\$44.00	\$1.00	\$44.29	0.65	12,904	9.19	5.84
4.	Quaker Coal Company, Inc.	08,Ky.195	MTC	UR	28,785	\$43.00	\$1.00	\$42.84	0.65	13,080	7.15	6.52
5.	Ashland Coal, Inc.	08,Ky.195	STC	UR	9,997	\$43.00	\$1.00	\$44.19	0.67	12,785	7.47	6.97
6.	Transfer Facility	N/A	LTC	OB	117,447	\$43.00	\$2.50	\$50.75	0.69	12,549	8.63	7.25

MONTHLY REPORT OF COST AND QUALITY OF COAL FOR ELECTRIC PLANTS
ORIGIN, TONNAGE, DELIVERED PRICE AND AS RECEIVED QUALITY

- 1. Report for: Mo. June Yr. 1996
- 2. Reporting Company: Florida Power Corporation
- 3. Plant Name: Transfer Facility IMT

**SPECIFIED
CONFIDENTIAL**

4. Name, Title and Telephone Number of Contact Person Concerning Data Submitted on this Form
Delmar J. Clark Jr., Financial Analyst-Regulatory
(813) 824-6491

5. Signature of Official Submitting Report

Delmar J. Clark Jr., Financial Analyst-Regulatory

6. Data Completed: August 15, 1996

Line No.	Supplier Name	Mine Location	Purchase Type	Tons	F.O.B. Mine Price (\$/Ton)	Short Haul & Loading Charges (\$/Ton)	Original Invoice Price (\$/Ton)	Retro-active Price Increases (\$/Ton)	Base Price (\$/Ton)	Quality Adjustments (\$/Ton)	Effective Purchase Price (\$/Ton)
(a)	(b)	(c)	(d)	(e)	(f)	(g)	(h)	(i)	(j)	(k)	(l)
1.	A. T. Massey Coal Co.	08, Ky, 019	LTC	10,266	[REDACTED]	\$0.00	[REDACTED]	\$0.00	[REDACTED]	\$0.00	[REDACTED]
2.	A. T. Massey Coal Co.	08, Wv, 005	LTC	44,447	[REDACTED]	\$0.00	[REDACTED]	\$0.00	\$15.00	\$0.00	[REDACTED]
3.	Pen Coal Company	08, Wv, 099	LTC	24,334	[REDACTED]	\$0.00	[REDACTED]	\$0.00	[REDACTED]	[REDACTED]	[REDACTED]
4.	Pen Coal Company	08, Ky, 071	LTC	14,955	[REDACTED]	\$0.00	[REDACTED]	\$0.00	[REDACTED]	[REDACTED]	[REDACTED]
5.	Diamond May Coal Co.	08, Ky, 119	S	54,637	[REDACTED]	\$0.00	[REDACTED]	\$0.00	[REDACTED]	\$0.00	[REDACTED]
6.	Diamond May Coal Co.	08, Ky, 193	S	12,969	[REDACTED]	\$0.00	[REDACTED]	\$0.00	[REDACTED]	[REDACTED]	[REDACTED]
7.	Diamond May Coal Co.	08, Ky, 193	S	1,704	[REDACTED]	\$0.00	[REDACTED]	\$0.00	[REDACTED]	[REDACTED]	[REDACTED]
8.	Kanawha River Terminal	08, Ky, 193	S	4,105	[REDACTED]	\$0.00	[REDACTED]	\$0.00	[REDACTED]	\$0.27	[REDACTED]
9.	Riverwood Coal Sales, Inc.	08, Ky, 195	S	6,899	[REDACTED]	\$0.00	[REDACTED]	\$0.00	[REDACTED]	[REDACTED]	[REDACTED]
10.	Orion Resources, Inc.	08, Wv, 005	S	11,693	[REDACTED]	\$0.00	[REDACTED]	\$0.00	[REDACTED]	\$0.00	[REDACTED]
11.	Quaker Coal Company, Inc.	08, Ky, 195	LTC	17,615	[REDACTED]	\$0.00	\$26.05	\$0.00	[REDACTED]	\$0.00	[REDACTED]

MONTHLY REPORT OF COST AND QUALITY OF COAL FOR ELECTRIC PLANTS
ORIGIN, TONNAGE, DELIVERED PRICE AND AS RECEIVED QUALITY

- 1. Report for: Mo. June Yr. 1996
- 2. Reporting Company: Florida Power Corporation
- 3. Plant Name: Crystal River 1 & 2

**SPECIFIED
CONFIDENTIAL**

4. Name, Title and Telephone Number of Contact
Person Concerning Data Submitted on this Form
Delmar J. Clark Jr., Financial Analyst—Regulatory
(813) 824-6491

5. Signature of Official Submitting Report


Delmar J. Clark Jr., Financial Analyst—Regulatory

6. Date Completed: August 15, 1996

Line No.	Supplier Name	Mine Location	Purchase Type	Tons	F.O.B. Mine Price (\$/Ton)	Short Haul & Loading Charges (\$/Ton)	Original Invoice Price (\$/Ton)	Retro-active Price Increases (\$/Ton)	Base Price (\$/Ton)	Quality Adjustments (\$/Ton)	Effective Purchase Price (\$/Ton)
(a)	(b)	(c)	(d)	(e)	(f)	(g)	(h)	(i)	(j)	(k)	(l)
1.	Cyprus Cumberland Coal Corp.	08,Ky,019	MTC	98,597	\$23.75	\$0.00	\$23.75	\$0.00		\$0.00	
2.	Arch of Kentucky	08,Ky,095	LTC	98,869	\$27.29	\$0.00	\$27.29	\$0.00		\$0.00	
3.	Ikerd-Bandy Co., Inc.	08,Ky,013	SIC	16,897	\$24.20	\$0.00	\$24.20	\$0.00		\$0.00	
4.	Quaker Coal Company	08,Ky,071	S	28,931	\$22.76	\$0.00	\$22.76	\$0.00		\$0.00	
5.	Consol. Inc.	08,Ky,119	S	29,508	\$22.76	\$0.00	\$22.76	\$0.00		\$0.00	
6.	Kentucky May Coal Co.	08,Ky,133	S	9,472	\$22.76	\$0.00	\$22.76	\$0.00		\$0.00	
7.	Transfer Facility	N/A	LTC	0	N/A	\$0.00	N/A	N/A		N/A	

MONTHLY REPORT OF COST AND QUALITY OF COAL FOR ELECTRIC PLANTS
ORIGIN, TONNAGE, DELIVERED PRICE AND AS RECEIVED QUALITY

- 1. Report for: Mo. June Yr. 1996
- 2. Reporting Company: Florida Power Corporation
- 3. Plant Name: Crystal River 4 & 5

**SPECIFIED
CONFIDENTIAL**

4. Name, Title and Telephone Number of Contact Person Concerning Data Submitted on this Form
Delmar J. Clark Jr., Financial Analyst-Regulatory
(813) 824-6491

5. Signature of Official Submitting Report

Delmar J. Clark Jr.
Delmar J. Clark Jr., Financial Analyst - Regulatory

6. Date Completed: August 15, 1996

Line No.	Supplier Name	Mine Location	Purchase Type	Tons	F.O.B. Mine Price (\$/Ton)	Short Haul & Loading Charges (\$/Ton)	Original Invoice Price (\$/Ton)	Retro-active Price Increases (\$/Ton)	Base Price (\$/Ton)	Quality Adjustments (\$/Ton)	Effective Purchase Price (\$/Ton)
(a)	(b)	(c)	(d)	(e)	(f)	(g)	(h)	(i)	(j)	(k)	(l)
1.	Powell Mtn. Joint Venture	08,Va,105	LTC	78,984		\$0.00		\$0.00		\$0.00	
2.	Golden Oak Mining Co.	08,Ky,133	LTC	49,117		\$0.00		\$0.00		\$0.00	
3.	Franklin Coal Sales	08,Ky,195	LTC	19,284		\$0.00		\$0.00		\$0.00	
4.	Quaker Coal Company, Inc.	08,Ky,195	MTC	28,785		\$0.00		\$0.00		\$0.00	
5.	Ashland Coal, Inc.	08,Ky,195	STC	9,897		\$0.00		\$0.00		\$0.00	
6.	Transfer Facility	N/A	LTC	117,447		\$0.00		N/A		N/A	

MONTHLY REPORT OF COST AND QUALITY OF COAL FOR ELECTRIC PLANTS
ORIGIN, TONNAGE, DELIVERED PRICE AND AS RECEIVED QUALITY

- 1. Report For: Mo. June Yr. 1995
- 2. Reporting Company: Florida Power Corporation
- 3. Plant Name: Crystal River 1 & 2

**SPECIFIED
CONFIDENTIAL**

4. Name, Title and Telephone Number of Contact
Person Concerning Data Submitted on this Form
Delmar J. Clark Jr., Financial Analyst - Regulatory
(813) 824-6491

5. Signature of Official Submitting Report


Delmar J. Clark Jr., Financial Analyst - Regulatory

6. Date Completed: August 15, 1995

Line No.	Supplier Name	Mine Location	Shipping Point	Transportation Mode	Tons	Effective Purchase Price (\$/Ton)	Additional		Other Rail Charges (\$/Ton)	River Barge Rate (\$/Ton)	Trans loading Rate (\$/Ton)	Ocean Barge Rate (\$/Ton)	Other Water Charges (\$/Ton)	Other Related Charges (\$/Ton)	Transportation Charge (\$/Ton)	F.O.B. Plant Price (\$/Ton)
							Shorthaul & Loading Charges (\$/Ton)	Rail Rate (\$/Ton)								
(a)	(b)	(c)	(d)	(e)	(f)	(g)	(h)	(i)	(j)	(k)	(l)	(m)	(n)	(o)	(p)	(q)
1.	Cyrus Cumberland Coal Corp	08,Ky,018	Ball, Ky	UR	38,537		N/A			N/A	N/A	N/A	\$0.00	\$0.00		\$40.34
2.	Arch of Kentucky	08,Ky,095	Harlan, Ky	UR	38,369		N/A			N/A	N/A	N/A	\$0.00	\$0.00		\$44.42
3.	Ikerd - Bandy Co., Inc.	08,Ky,018	Beft, Ky	UR	18,897		N/A			N/A	N/A	N/A	\$0.00	\$0.00		\$40.99
4.	Quaker Coal Company	08,Ky,071	Floyd, Ky	UR	28,931		N/A			N/A	N/A	N/A	\$0.00	\$0.00		\$39.47
5.	Conrad, Inc.	08,Ky,119	Knott, Ky	UR	29,809		N/A			N/A	N/A	N/A	\$0.00	\$0.00		\$40.72
6.	Kentucky May Coal Co.	08,Ky,153	Letcher, Ky	UR	9,472		N/A			N/A	N/A	N/A	\$0.00	\$0.00		\$40.27
7.	Transfer Facility	N/A	Plaquemine Parrish, La	QB	0		N/A			N/A	N/A	N/A	\$0.00	\$0.00		\$0.00

MONTHLY REPORT OF COST AND QUALITY OF COAL FOR ELECTRIC PLANTS
 ORIGIN, TONNAGE, DELIVERED PRICE AND AS RECEIVED QUALITY

- 1. Report For: Mo. June Yr. 1986
- 2. Reporting Company: Florida Power Corporation
- 3. Plant Name: Crystal River 4 & 5

**SPECIFIED
 CONFIDENTIAL**

4. Name, Title and Telephone Number of Contact
 Person Concerning Data Submitted on this Form
 Delmar J. Clark Jr., Financial Analyst - Regulatory
 (813) 824-6491

5. Signature of Official Submitting Report

Delmar J. Clark Jr.
 Delmar J. Clark Jr., Financial Analyst - Regulatory

6. Date Completed: August 15, 1986

Line No.	Supplier Name	Mine Location	Shipping Point	Transportation Mode	Tons	Additional		Rail Rate (\$/Ton)	Other Rail Charges (\$/Ton)	River Barge Rate (\$/Ton)	Tram - loading Rate (\$/Ton)	Ocean Barge Rate (\$/Ton)	Other Water Charges (\$/Ton)	Other Related Charges (\$/Ton)	Transfer Charges (\$/Ton)	F.O.B. Plant Price (\$/Ton)
						Effective Purchase Price (\$/Ton)	Shorthaul & Loading Charges (\$/Ton)									
(a)	(b)	(c)	(d)	(e)	(f)	(g)	(h)	(i)	(j)	(k)	(l)	(m)	(n)	(o)	(p)	(q)
1.	Powell Mtn. Joint Venture	OB, Va. 105	Lee, Va	UR	76,864		N/A			N/A	N/A	N/A	\$0.00	\$0.00		\$53.49
2.	Golden Oak Mining Co.	OB, Ky. 133	Letcher, Ky	UR	49,117		N/A			N/A	N/A	N/A	\$0.00	\$0.00		\$43.70
3.	Franklin Coal Sales	OB, Ky. 195	Pike, Ky	UR	19,264		N/A			N/A	N/A	N/A	\$0.00	\$0.00		\$44.29
4.	Quaker Coal Company, Inc.	OB, Ky. 195	Pike, Ky	UR	26,785		N/A			N/A	N/A	N/A	\$0.00	\$0.00		\$42.84
5.	Ashland Coal, Inc.	OB, Ky. 195	Pike, Ky	UR	9,997		N/A			N/A	N/A	N/A	\$0.00	\$0.00		\$44.19
6.	Transfer Facility	N/A	Plaquemines Parrish, La	OB	117,447		N/A	N/A	N/A	N/A	N/A	N/A	\$0.00	\$0.00		\$50.75

MONTHLY REPORT OF COST AND QUALITY OF COAL FOR ELECTRIC PLANTS
 REPORT OF ADJUSTMENTS TO PREVIOUS COAL DELIVERIES

1. Report For: Mo. June Yr. 1996

2. Reporting Company: Florida Power Corporation

3. Plant Name: Transfer Facility IMT

CONFIDENTIAL

4. Name, Title and Telephone Number of Contact Person Concerning Data Submitted on this Form
 Delmar J. Clark Jr., Financial Analyst - Regulatory
 (813) 824-6491

5. Signature of Official Submitting Report

Delmar J. Clark Jr.
 Delmar J. Clark Jr., Financial Analyst - Regulatory

6. Data Completed: August 15, 1998

Line No.	Month Reported	Form Plant Name	Intended Generating Plant	Supplier	Original Line Number	Old Volume (tons)	Form No.	Column Title	Old Value	New Value	New F.O.B. Plant Price	Reason for Revision
(a)	(b)	(c)	(d)	(e)	(f)	(g)	(h)	(i)	(j)	(k)	(l)	(m)
1.	05/96	CR 4&5	CR 4&5	Riverwood Coal Sales	10	9,160	2A	(k) Quality Adjustment	\$0.00	\$0.00	\$99.64	Quality Adjustment
2.	05/96	CR 4&5	CR 4&5	Pen Coal Company	5	965	2A	(k) Quality Adjustment	\$0.00	\$0.00	\$99.64	Quality Adjustment
3.	05/96	CR 4&5	CR 4&5	Pen Coal Company	6	20,893	2A	(k) Quality Adjustment	\$0.00	\$0.00	\$86.64	Quality Adjustment
4.	05/96	CR 4&5	CR 4&5	Pen Coal Company	9	3,025	2A	(k) Quality Adjustment	\$0.00	\$0.00	\$45.54	Quality Adjustment
5.	05/96	CR 4&5	CR 4&5	Pen Coal Company	4	14,787	2A	(k) Quality Adjustment	\$0.00	\$0.00	\$45.54	Quality Adjustment
6.	01/96	CR 4&5	CR 4&5	A. T. Massey Coal Co.	1	10,532	2A	(k) Quality Adjustment	\$0.00	\$0.00	\$43.41	Quality Adjustment
7.	01/96	CR 4&5	CR 4&5	A. T. Massey Coal Co.	2	25,958	2A	(k) Quality Adjustment	\$0.00	\$0.00	\$43.41	Quality Adjustment
8.	02/96	CR 4&5	CR 4&5	A. T. Massey Coal Co.	1	61,486	2A	(k) Quality Adjustment	\$0.00	\$0.00	\$43.56	Quality Adjustment
9.	03/96	CR 4&5	CR 4&5	A. T. Massey Coal Co.	1	60,879	2A	(k) Quality Adjustment	\$0.00	\$0.00	\$43.43	Quality Adjustment
10.	04/96	CR 4&5	CR 4&5	A. T. Massey Coal Co.	1	1,292	2A	(k) Quality Adjustment	\$0.00	\$0.00	\$43.80	Quality Adjustment
11.	04/96	CR 4&5	CR 4&5	A. T. Massey Coal Co.	2	49,351	2A	(k) Quality Adjustment	\$0.00	\$0.00	\$43.80	Quality Adjustment

**MONTHLY REPORT OF COST AND QUALITY OF COAL FOR ELECTRIC PLANTS
REPORT OF ADJUSTMENTS TO PREVIOUS COAL DELIVERIES**

- 1. Report For: Mo. June Yr. 1996
- 2. Reporting Company: Florida Power Corporation
- 3. Plant Name: Transfer Facility TTI Systems, Inc.

4. Name, Title and Telephone Number of Contact Person Concerning Data Submitted on this Form
 Delmar J. Clark Jr., Financial Analyst - Regulatory
 (813) 824-6491

5. Signature of Official Submitting Report

Delmar J. Clark Jr., Financial Analyst - Regulatory

6. Date Completed: August 15, 1996

Line No.	Month Reported	Form Plant Name	Intended Generating Plant	Supplier	Original Line Number	Old volume (tons)	Form No.	Column Title	Old Value	New Value	New F.O.B. Plant Price	Reason for Revision
(a)	(b)	(c)	(d)	(e)	(f)	(g)	(h)	(i)	(j)	(k)	(l)	(m)

== NONE ==

**MONTHLY REPORT OF COST AND QUALITY OF COAL FOR ELECTRIC PLANTS
REPORT OF ADJUSTMENTS TO PREVIOUS COAL DELIVERIES**

- 1. Report For: Mo. June Yr. 1996
- 2. Reporting Company: Florida Power Corporation
- 3. Plant Name: Crystal River 1 & 2







CONFIDENTIAL

4. Name, Title and Telephone Number of Contact Person Concerning Data Submitted on this Form
 Delmar J. Clark Jr., Financial Analyst - Regulatory
 (813) 824-6491

5. Signature of Official Submitting Report

 Delmar J. Clark Jr., Financial Analyst - Regulatory

6. Date Completed August 15, 1996

Line No.	Month Reported	Form Plant Name	Intended Generating Plant	Supplier	Original Line Number	Old Volume (tons)	Form No.	Column Title	Old Value	New Value	New F.O.B. Plant Price	Reason for Revision
(a)	(b)	(c)	(d)	(e)	(f)	(g)	(h)	(i)	(j)	(k)	(l)	(m)
1.	05/96	CR 1&2	CR 1&2	Arch of Kentucky	2	49,608	2A	(k) Quality Adjustment			\$44.82	Quality Adjustment
2.	05/96	CR 1&2	CR 1&2	Diamond May Coal Co.	3	9,677	2A	(k) Quality Adjustment			\$40.92	Quality Adjustment
3.	05/96	CR 1&2	CR 1&2	Ikerd-Bandy Co., Inc.	4	47,790	2A	(k) Quality Adjustment			\$41.96	Quality Adjustment

MONTHLY REPORT OF COST AND QUALITY OF COAL FOR ELECTRIC PLANTS
 REPORT OF ADJUSTMENTS TO PREVIOUS COAL DELIVERIES

1. Report For: Mo. June Yr. 1996
 2. Reporting Company: Florida Power Corporation
 3. Plant Name: Crystal River 4 & 5



4. Name, Title and Telephone Number of Contact Person Concerning Data Submitted on this Form
 Delmar J. Clark Jr., Financial Analyst - Regulatory
 (813) 824-6491

5. Signature of Official Submitting Report

Delmar J. Clark Jr.
 Delmar J. Clark Jr., Financial Analyst - Regulatory

6. Date Completed: August 15, 1996

Line No.	Month Reported	Form Plant Name	Intended Generating Plant	Supplier	Original Line Number	Old Volume (tons)	Form No.	Column Title	Old Value	New Value	New F.O.B. Plant Price	Reason for Revision
(a)	(b)	(c)	(d)	(e)	(f)	(g)	(h)	(i)	(j)	(k)	(l)	(m)
1.	05/96	CR 4&5	CR 4&5	Golden Oak Mining Co.	2	29,551	2A	(k) Quality Adjustment	43.00	\$0.27	\$44.09	Quality Adjustment
2.	04/96	CR 4&5	CR 4&5	Quaker Coal Co., Inc.	4	39,529	2A	(k) Quality Adjustment	43.00	43.00	\$43.22	Quality Adjustment