

AUSLEY & MCMULLEN

ATTORNEYS AND COUNSELORS AT LAW

227 SOUTH CALHOUN STREET
P.O. BOX 391 (ZIP 32302)
TALLAHASSEE, FLORIDA 32301
(904) 224-9115 FAX (904) 222-7560

January 15, 1997

HAND DELIVERED

000001-EI

Ms. Blanca S. Bayo, Director
Division of Records and Reporting
Florida Public Service Commission
2540 Shumard Oak Boulevard
Tallahassee, FL 32399-0850

Re: Fuel and Purchased Power Cost Recovery Clause
and Generating Performance Incentive Factor
FPSC Docket No. 970001-EI

REQUEST FOR SPECIFIED CONFIDENTIAL TREATMENT

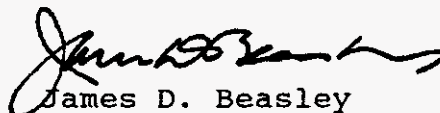
Dear Ms. Bayo:

We submit herewith Tampa Electric Company's 423 Forms for the month of November 1996 and request specified confidential treatment of Forms 423-1(a), 423-2, 423-2(a) and 423-2(b). Our request is made pursuant to Section 366.093, Fla. Stat., for the reasons detailed in the document entitled "Tampa Electric Company's Request for Specified Confidential Treatment", which document was filed under separate cover (copy enclosed). The sensitive information contained in these forms has been highlighted in yellow.

Please acknowledge receipt and filing of the above by stamping the duplicate copy of this letter and returning same to this writer.

Thank you for your assistance in connection with this matter.

Sincerely,


James D. Beasley

JDB/pp
Enclosures

cc: All Parties of Record (w/o enc.)

DECLASSIFIED


12-15-99 *MB*

00524-97

MONTHLY REPORT OF COST AND QUALITY OF FUEL OIL FOR ELECTRIC PLANTS
ORIGIN, VOLUME, DELIVERED PRICE AND AS RECEIVED QUALITY

1. Reporting Month: November Year: 1996
2. Reporting Company: Tampa Electric Company

3. Name, Title & Telephone Number of Contact Person Concerning Data
Submitted on this Form: Jeffrey Chronister, Manager Financial Reporting
(813) - 228 - 1609


4. Signature of Official Submitting Report: 
E.A. Townes, Assistant Controller

5. Date Completed: January 15, 1997

Line No. (a)	Plant Name (b)	Supplier Name (c)	Shipping Point (d)	Purchase Type (e)	Delivery Location (f)	Delivery Date (g)	Type Oil (h)	Sulfur Content % (i)	BTU Content (BTU/Gal) (j)	Volume (Bbls) (k)	Delivered Price (\$/Bbl) (l)
1.	Gannon	Coastal Fuels	Tampa	LTC	Gannon	11-08-96	F02	*	*	165.38	\$31.0262
2.	Gannon	Coastal Fuels	Tampa	LTC	Gannon	11-12-96	F02	0.36	138,626	3,348.06	\$30.4547
3.	Gannon	Coastal Fuels	Tampa	LTC	Gannon	11-27-96	F02	0.33	137,954	3,105.57	\$35.0243
4.	Big Bend	Coastal Fuels	Tampa	LTC	Big Bend	11-27-96	F02	0.37	137,769	7,125.32	\$35.0243
5.	Polk	Abyss Oil	Tampa	MTC	Polk	11-06-96	F02	*	*	177.16	\$30.6956
6.	Polk	Abyss Oil	Tampa	MTC	Polk	11-07-96	F02	*	*	353.67	\$30.6941
7.	Polk	Abyss Oil	Tampa	MTC	Polk	11-08-96	F02	*	*	388.93	\$31.6393
8.	Polk	Abyss Oil	Tampa	MTC	Polk	11-09-96	F02	0.03	139,003	885.79	\$31.6393
9.	Polk	Abyss Oil	Tampa	MTC	Polk	11-10-96	F02	0.05	139,176	710.52	\$31.6396
10.	Polk	Abyss Oil	Tampa	MTC	Polk	11-11-96	F02	*	*	1,249.29	\$31.2194
11.	Polk	Abyss Oil	Tampa	MTC	Polk	11-12-96	F02	*	*	3,683.24	\$31.2194
12.	Polk	Abyss Oil	Tampa	MTC	Polk	11-13-96	F02	*	*	2,287.64	\$32.4794
13.	Polk	Abyss Oil	Tampa	MTC	Polk	11-14-96	F02	*	*	2,998.10	\$33.3549
14.	Polk	Abyss Oil	Tampa	MTC	Polk	11-18-96	F02	0.04	138,961	1,419.74	\$32.5844
15.	Polk	Abyss Oil	Tampa	MTC	Polk	11-19-96	F02	0.04	138,744	1,596.26	\$33.2144
16.	Polk	Abyss Oil	Tampa	MTC	Polk	11-20-96	F02	*	*	2,131.48	\$32.3744
17.	Polk	Abyss Oil	Tampa	MTC	Polk	11-21-96	F02	*	*	2,127.88	\$33.2144
18.	Polk	Abyss Oil	Tampa	MTC	Polk	11-22-96	F02	*	*	877.31	\$32.7944
19.	Polk	Abyss Oil	Tampa	MTC	Polk	11-27-96	F02	*	*	355.00	\$32.5845
20.	Polk	Abyss Oil	Tampa	MTC	Polk	11-28-96	F02	*	*	711.52	\$32.5844
21.	Polk	Abyss Oil	Tampa	MTC	Polk	11-29-96	F02	*	*	1,243.07	\$32.5844
22.	Polk	Abyss Oil	Tampa	MTC	Polk	11-30-96	F02	*	*	177.38	\$32.5844
23.	Phillips	Coastal Fuels	Tampa	LTC	Phillips	11-01-96	F06	2.19	150,198	877.46	\$23.8976

* No analysis Taken

DECLASSIFIED

12-15-99 

DOCUMENT 00524 JAN 15 97 FPSC-RECORDS/REPORTING

MONTHLY REPORT OF COST AND QUALITY OF FUEL OIL FOR ELECTRIC PLANTS
ORIGIN, VOLUME, DELIVERED PRICE AND AS RECEIVED QUALITY

1. Reporting Month: November Year: 1996

2. Reporting Company: Tampa Electric Company

3. Name, Title & Telephone Number of Contact Person Concerning Data
Submitted on this Form: Jeffrey Chronister, Manager Financial Reporting
(813) - 228 - 1609

4. Signature of Official Submitting Report: 

E.A. Townes, Assistant Controller

5. Date Completed: January 15, 1997

Line No. (a)	Plant Name (b)	Supplier Name (c)	Shipping Point (d)	Purchase Type (e)	Delivery Location (f)	Delivery Date (g)	Type Oil (h)	Sulfur Content % (i)	BTU Content (BTU/Gal) (j)	Volume (Bbls) (k)	Delivered Price (\$/Bbl) (l)
1.	Phillips	Coastal Fuels	Tampa	LTC	Phillips	11-04-96	F06	2.19	150,198	1,338.62	\$22.8298
2.	Phillips	Coastal Fuels	Tampa	LTC	Phillips	11-06-96	F06	2.19	150,198	739.36	\$22.8297
3.											
4.											
5.											
6.											
7.											
8.											
9.											
10.											
11.											
12.											
13.											
14.											
15.											
16.											
17.											
18.											

MONTHLY REPORT OF COST AND QUALITY OF FUEL OIL FOR ELECTRIC PLANTS
 DETAIL OF INVOICE AND TRANSPORTATION CHARGES

1. Reporting Month: November Year: 1996

2. Reporting Company: Tampa Electric Company

3. Name, Title & Telephone Number of Contact Person Concerning Data
 Submitted on this Form: Jeffrey Chronister, Manager Financial Reporting
 (813) - 228 - 1609

4. Signature of Official Submitting Report: *E.A. Townes*
 E.A. Townes, Assistant Controller

5. Date Completed: January 15, 1997

Line No. (a)	Plant Name (b)	Supplier Name (c)	Delivery Location (d)	Delivery Date (e)	Type Oil (f)	Volume (Bbls) (g)	Invoice Price (\$/Bbl) (h)	Invoice Amount \$ (i)	Discount \$ (j)	Net Amount \$ (k)	Net Price (\$/Bbl) (l)	Quality Adjust. (\$/Bbl) (m)	Effective Purchase Price (\$/Bbl) (n)	Transport to Terminal (\$/Bbl) (o)	Add'l Transport Charges (\$/Bbl) (p)	Other Charges (\$/Bbl) (q)	Delivered Price (\$/Bbl) (r)
1.	Gannon	Coastal Fuels	Gannon	11-08-96	F02	165.38	\$31.0262	5,131.11	\$0.0000	\$5,131.11	\$31.0262	\$0.0000	\$31.0262	\$0.0000	\$0.0000	\$0.0000	\$31.0262
2.	Gannon	Coastal Fuels	Gannon	11-12-96	F02	3,348.06	\$30.4547	101,964.31	\$0.0000	\$101,964.31	\$30.4547	\$0.0000	\$30.4547	\$0.0000	\$0.0000	\$0.0000	\$30.4547
3.	Gannon	Coastal Fuels	Gannon	11-27-96	F02	3,105.57	\$35.0243	108,770.57	\$0.0000	\$108,770.57	\$35.0243	\$0.0000	\$35.0243	\$0.0000	\$0.0000	\$0.0000	\$35.0243
4.	Big Bend	Coastal Fuels	Big Bend	11-27-96	F02	7,125.32	\$35.0243	249,559.67	\$0.0000	\$249,559.67	\$35.0243	\$0.0000	\$35.0243	\$0.0000	\$0.0000	\$0.0000	\$35.0243
5.	Polk	Abyss Oil	Polk	11-06-96	F02	177.16	\$30.6956	5,438.03	\$0.0000	\$5,438.03	\$30.6956	\$0.0000	\$30.6956	\$0.0000	\$0.0000	\$0.0000	\$30.6956
6.	Polk	Abyss Oil	Polk	11-07-96	F02	353.67	\$30.6941	10,855.60	\$0.0000	\$10,855.60	\$30.6941	\$0.0000	\$30.6941	\$0.0000	\$0.0000	\$0.0000	\$30.6941
7.	Polk	Abyss Oil	Polk	11-08-96	F02	388.93	\$31.6393	12,305.48	\$0.0000	\$12,305.48	\$31.6393	\$0.0000	\$31.6393	\$0.0000	\$0.0000	\$0.0000	\$31.6393
8.	Polk	Abyss Oil	Polk	11-09-96	F02	885.79	\$31.6393	28,025.76	\$0.0000	\$28,025.76	\$31.6393	\$0.0000	\$31.6393	\$0.0000	\$0.0000	\$0.0000	\$31.6393
9.	Polk	Abyss Oil	Polk	11-10-96	F02	710.52	\$31.6396	22,480.58	\$0.0000	\$22,480.58	\$31.6396	\$0.0000	\$31.6396	\$0.0000	\$0.0000	\$0.0000	\$31.6396
10.	Polk	Abyss Oil	Polk	11-11-96	F02	1,249.29	\$31.2194	39,002.00	\$0.0000	\$39,002.00	\$31.2194	\$0.0000	\$31.2194	\$0.0000	\$0.0000	\$0.0000	\$31.2194
11.	Polk	Abyss Oil	Polk	11-12-96	F02	3,683.24	\$31.2194	114,988.63	\$0.0000	\$114,988.63	\$31.2194	\$0.0000	\$31.2194	\$0.0000	\$0.0000	\$0.0000	\$31.2194
12.	Polk	Abyss Oil	Polk	11-13-96	F02	2,287.64	\$32.4794	74,301.36	\$0.0000	\$74,301.36	\$32.4794	\$0.0000	\$32.4794	\$0.0000	\$0.0000	\$0.0000	\$32.4794
13.	Polk	Abyss Oil	Polk	11-14-96	F02	2,998.10	\$33.3549	100,001.37	\$0.0000	\$100,001.37	\$33.3549	\$0.0000	\$33.3549	\$0.0000	\$0.0000	\$0.0000	\$33.3549
14.	Polk	Abyss Oil	Polk	11-18-96	F02	1,419.74	\$32.5844	46,261.37	\$0.0000	\$46,261.37	\$32.5844	\$0.0000	\$32.5844	\$0.0000	\$0.0000	\$0.0000	\$32.5844
15.	Polk	Abyss Oil	Polk	11-19-96	F02	1,596.26	\$33.2144	53,018.94	\$0.0000	\$53,018.94	\$33.2144	\$0.0000	\$33.2144	\$0.0000	\$0.0000	\$0.0000	\$33.2144
16.	Polk	Abyss Oil	Polk	11-20-96	F02	2,131.48	\$32.3744	69,005.35	\$0.0000	\$69,005.35	\$32.3744	\$0.0000	\$32.3744	\$0.0000	\$0.0000	\$0.0000	\$32.3744
17.	Polk	Abyss Oil	Polk	11-21-96	F02	2,127.88	\$33.2144	70,676.37	\$0.0000	\$70,676.37	\$33.2144	\$0.0000	\$33.2144	\$0.0000	\$0.0000	\$0.0000	\$33.2144
18.	Polk	Abyss Oil	Polk	11-22-96	F02	877.31	\$32.7944	28,770.87	\$0.0000	\$28,770.87	\$32.7944	\$0.0000	\$32.7944	\$0.0000	\$0.0000	\$0.0000	\$32.7944
19.	Polk	Abyss Oil	Polk	11-27-96	F02	355.00	\$32.5845	11,567.48	\$0.0000	\$11,567.48	\$32.5845	\$0.0000	\$32.5845	\$0.0000	\$0.0000	\$0.0000	\$32.5845
20.	Polk	Abyss Oil	Polk	11-28-96	F02	711.52	\$32.5844	23,184.61	\$0.0000	\$23,184.61	\$32.5844	\$0.0000	\$32.5844	\$0.0000	\$0.0000	\$0.0000	\$32.5844
21.	Polk	Abyss Oil	Polk	11-29-96	F02	1,243.07	\$32.5844	40,504.79	\$0.0000	\$40,504.79	\$32.5844	\$0.0000	\$32.5844	\$0.0000	\$0.0000	\$0.0000	\$32.5844
22.	Polk	Abyss Oil	Polk	11-30-96	F02	177.38	\$32.5844	5,779.86	\$0.0000	\$5,779.86	\$32.5844	\$0.0000	\$32.5844	\$0.0000	\$0.0000	\$0.0000	\$32.5844
23.	Phillips	Coastal Fuels	Phillips	11-01-96	F06	877.46	\$23.8976	20,969.17	\$0.0000	\$20,969.17	\$23.8976	\$0.0000	\$23.8976	\$0.0000	\$0.0000	\$0.0000	\$23.8976

MONTHLY REPORT OF COST AND QUALITY OF FUEL OIL FOR ELECTRIC PLANTS
 DETAIL OF INVOICE AND TRANSPORTATION CHARGES

1. Reporting Month: November Year: 1996
 2. Reporting Company: Tampa Electric Company

3. Name, Title & Telephone Number of Contact Person Concerning Data
 Submitted on this Form: Jeffrey Chronister, Manager Financial Reporting
 (813) - 228 - 1609

4. Signature of Official Submitting Report: 
 E.A. Townes, Assistant Controller

5. Date Completed: January 15, 1997


Line No. (a)	Plant Name (b)	Supplier Name (c)	Delivery Location (d)	Delivery Date (e)	Type Oil (f)	Volume (Bbls) (g)	Invoice Price (\$/Bbl) (h)	Invoice Amount \$ (i)	Discount \$ (j)	Net Amount \$ (k)	Net Price (\$/Bbl) (l)	Quality Adjust. (\$/Bbl) (m)	Effective Purchase Price (\$/Bbl) (n)	Transport to Terminal (\$/Bbl) (o)	Add'l Transport Charges (\$/Bbl) (p)	Other Charges (\$/Bbl) (q)	Delivered Price (\$/Bbl) (r)	
1.	Phillips	Coastal Fuels	Phillips	11-04-96	F06	1,338.62	\$22.8298	\$30,560.44	\$0.0000	\$30,560.44	\$22.8298	\$0.0000	\$22.8298	\$0.0000	\$0.0000	\$0.0000	\$0.0000	\$22.8298
2.	Phillips	Coastal Fuels	Phillips	11-06-96	F06	739.36	\$22.8297	\$16,879.36	\$0.0000	\$16,879.36	\$22.8297	\$0.0000	\$22.8297	\$0.0000	\$0.0000	\$0.0000	\$0.0000	\$22.8297
3.																		
4.																		
5.																		
6.																		
7.																		
8.																		
9.																		
10.																		
11.																		
12.																		
13.																		
14.																		
15.																		
16.																		
17.																		
18.																		

MONTHLY REPORT OF COST AND QUALITY OF FUEL OIL FOR ELECTRIC PLANTS
 REPORT OF ADJUSTMENTS TO PREVIOUS OIL DELIVERIES

1. Reporting Month: November Year: 1996

2. Reporting Company: Tampa Electric Company

3. Name, Title & Telephone Number of Contact Person Concerning Data
 Submitted on this Form: Jeffrey Chronister, Manager Financial Reporting
 (813) - 228 - 1609

4. Signature of Official Submitting Report: 
 E.A. Townes, Assistant Controller

5. Date Completed: January 15, 1997


Line No. (a)	Month Reported (b)	Form Plant Name (c)	Supplier (d)	Original Line Number (e)	Old Volume (Bbls) (f)	Form No. (g)	Column Designator & Title (h)	Old Value (i)	New Value (j)	New Delivered Price (k)	Reason for Revision (l)
1.	July, 1996	Gannon	Coastal Fuels	2.	3,806.47	423-1(a)	Column (m), Quality Adj.	\$0.0000	\$0.1983	\$25.8356	3rd Qtr BTU Adj.
2.	July, 1996	Gannon	Coastal Fuels	3.	3,456.78	423-1(a)	Column (m), Quality Adj.	\$0.0000	\$0.1983	\$26.9486	3rd Qtr BTU Adj.
3.	July, 1996	Big Bend	Coastal Fuels	5.	6,644.29	423-1(a)	Column (m), Quality Adj.	\$0.0000	\$0.1983	\$25.8356	3rd Qtr BTU Adj.
4.	July, 1996	Big Bend	Coastal Fuels	6.	6,913.25	423-1(a)	Column (m), Quality Adj.	\$0.0000	\$0.1983	\$26.9486	3rd Qtr BTU Adj.
5.	August, 1996	Gannon	Coastal Fuels	1.	2,347.78	423-1(a)	Column (m), Quality Adj.	\$0.0000	\$0.1983	\$27.0536	3rd Qtr BTU Adj.
6.	August, 1996	Big Bend	Coastal Fuels	4.	8,067.63	423-1(a)	Column (m), Quality Adj.	\$0.0000	\$0.1983	\$27.0536	3rd Qtr BTU Adj.
7.	August, 1996	Big Bend	Coastal Fuels	5.	10,418.82	423-1(a)	Column (m), Quality Adj.	\$0.0000	\$0.1983	\$27.5282	3rd Qtr BTU Adj.
8.	September, 1996	Gannon	Coastal Fuels	1.	3,300.89	423-1(a)	Column (m), Quality Adj.	\$0.0000	\$0.1983	\$29.1116	3rd Qtr BTU Adj.
9.	September, 1996	Big Bend	Coastal Fuels	4.	6,742.47	423-1(a)	Column (m), Quality Adj.	\$0.0000	\$0.1983	\$29.1116	3rd Qtr BTU Adj.
10.											
11.											
12.											
13.											
14.											
15.											

FPSC Form 423-2

MONTHLY REPORT OF COST AND QUALITY OF COAL FOR ELECTRIC PLANTS
ORIGIN, TONNAGE, DELIVERED PRICE AND AS RECEIVED QUALITY

- 1. Reporting Month: November Year: 1996
- 2. Reporting Company: Tampa Electric Company
- 3. Plant Name: Electro-Coal Transfer Facility - Big Bend Station (1)

4. Name, Title & Telephone Number of Contact Person Concerning Data
Submitted on this Form: Jeffrey Chronister, Manager Financial Reporting
(813) 228 - 1609

5. Signature of Official Submitting Form: 
E.A. Townes, Assistant Controller

6. Date Completed: January 15, 1997

Line No. (a)	Supplier Name (b)	Mine Location (c)	Purchase Type (d)	Transport Mode (e)	Tons (f)	Effective Purchase Price (\$/Ton) (g)	Total Transport Charges (\$/Ton) (h)	Delivered Price Transfer Facility (\$/Ton) (i)	As Received Coal Quality			
									Sulfur Content % (j)	BTU Content (BTU/lb) (k)	Ash Content % (l)	Moisture Content % (m)
1.	Zeigler Coal	10,IL,145,157	LTC	RB	65,597.20	\$41.400	\$0.000	\$41.400	3.00	10,911	9.70	13.50
2.	Peabody Development	9,KY,101	LTC	RB	24,415.10	\$20.650	\$8.776	\$29.426	2.43	11,250	8.20	13.60
3.	Peabody Development	10,IL,165	LTC	RB	9,451.50	\$31.000	\$7.996	\$38.996	1.83	12,166	8.81	9.46
4.	Gatliff Coal	9,KY,225	LTC	RB	18,700.10	\$41.690	\$8.026	\$49.716	2.99	12,204	9.30	8.00
5.	Peabody Development	9,KY,101	S	RB	6,038.40	\$20.500	\$8.776	\$29.276	2.53	11,172	8.73	13.70
6.	Peabody Development	9,KY,177	S	RB	13,760.00	\$18.500	\$9.046	\$27.546	3.90	11,420	10.60	10.80
7.	Peabody Development	9,KY,177	S	RB	26,929.00	\$18.200	\$9.046	\$27.246	3.75	11,553	10.30	10.30
8.	Consolidation Coal	9,KY,225	S	RB	30,110.50	\$20.500	\$8.076	\$28.576	2.70	11,995	5.50	12.20
9.	Pyramid	9,KY,183	S	RB	10,795.50	\$17.906	\$9.046	\$26.952	3.00	11,725	9.00	11.00
10.	Oxbow Carbon	N/A	S	RB	3,322.80	\$22.000	\$0.000	\$22.000	*	*	*	*
11.	PT Adaro	55,Indonesia,999	LTC	OB	152,596.00	\$29.350	\$0.000	\$29.350	0.41	9,677	1.60	24.06

* No Analysis Taken

(1) As Electro-Coal Transfer Facility is a central storage site for coal prior to its delivery to the power plant, the coal from suppliers noted on this schedule is usually delivered to Big Bend Station but could ultimately be delivered to Gannon Station.

FPSC FORM 423-2 (2/87)

FPSC Form 423-2(a)

MONTHLY REPORT OF COST AND QUALITY OF COAL FOR ELECTRIC PLANTS
DETAILED PURCHASED COAL INVOICE INFORMATION

- | | |
|--|---|
| <p>1. Reporting Month: November Year: 1996</p> <p>2. Reporting Company: Tampa Electric Company</p> <p>3. Plant Name: Electro-Coal Transfer Facility - Big Bend Station (1)</p> | <p>4. Name, Title & Telephone Number of Contact Person Concerning Data
Submitted on this Form: Jeffrey Chronister, Manager Financial Reporting
(813) - 228 - 1609</p> <p>5. Signature of Official Submitting Form: <u><i>E.A. Townes</i></u>
E.A. Townes, Assistant Controller</p> <p>6. Date Completed: January 15, 1997</p> |
|--|---|

Line No. (a)	Supplier Name (b)	Mine Location (c)	Purchase Type (d)	Tons (e)	F.O.B.(2) Mine Price (\$/Ton) (f)	Shorthaul & Loading Charges (\$/Ton) (g)	Original Invoice Price (\$/Ton) (h)	Retro-active Price Adjustments (\$/Ton) (i)	Base Price (\$/Ton) (j)	Quality Adjustments (\$/Ton) (k)	Effective Purchase Price (\$/Ton) (l)
1.	Zelgler Coal	10,IL,145,157	LTC	65,597.20	N/A	\$0.00	\$41.400	\$0.000	\$41.400	\$0.000	\$41.400
2.	Peabody Development	9,KY,101	LTC	24,415.10	N/A	\$0.00	\$20.650	\$0.000	\$20.650	\$0.000	\$20.650
3.	Peabody Development	10,IL,165	LTC	9,451.50	N/A	\$0.00	\$31.000	\$0.000	\$31.000	\$0.000	\$31.000
4.	Gatliff Coal	9,KY,225	LTC	18,700.10	N/A	\$0.00	\$41.690	\$0.000	\$41.690	\$0.000	\$41.690
5.	Peabody Development	9,KY,101	S	6,038.40	N/A	\$0.00	\$20.500	\$0.000	\$20.500	\$0.000	\$20.500
6.	Peabody Development	9,KY,177	S	13,760.00	N/A	\$0.00	\$18.500	\$0.000	\$18.500	\$0.000	\$18.500
7.	Peabody Development	9,KY,177	S	26,929.00	N/A	\$0.00	\$18.200	\$0.000	\$18.200	\$0.000	\$18.200
8.	Consolidation Coal	9,KY,225	S	30,110.50	N/A	\$0.00	\$20.500	\$0.000	\$20.500	\$0.000	\$20.500
9.	Pyramid	9,KY,183	S	10,795.50	N/A	\$0.00	\$18.030	(\$0.124)	\$17.906	\$0.000	\$17.906
10.	Oxbow Carbon	N/A	S	3,322.80	N/A	\$0.00	\$22.000	\$0.000	\$22.000	\$0.000	\$22.000
11.	PT Adaro	55,Indonesia,999	LTC	152,596.00	N/A	\$0.00	\$29.350	\$0.000	\$29.350	\$0.000	\$29.350

(1) As Electro-Coal Transfer Facility is a central storage site for coal prior to its delivery to the power plant, the coal from suppliers noted on this schedule is usually delivered to Big Bend Station but could ultimately be delivered to Gannon Station.

(2) Tampa Electric purchases coal F.O.B. shipping point or F.O.B. destination.

FPSC Form 423-2(b)

MONTHLY REPORT OF COST AND QUALITY OF COAL FOR ELECTRIC PLANTS
DETAIL OF TRANSPORTATION CHARGES

1. Reporting Month: November Year: 1996

2. Reporting Company: Tampa Electric Company

3. Plant Name: Electro-Coal Transfer Facility - Big Bend Station (1)

4. Name, Title & Telephone Number of Contact Person Concerning Data
Submitted on this Form: Jeffrey Chronister, Manager Financial Reporting
(813) 228 - 1609

5. Signature of Official Submitting Form:


E.A. Townes, Assistant Controller

6. Date Completed: January 15, 1997

Line No. (a)	Supplier Name (b)	Mine Location (c)	Shipping Point (d)	Transport Mode (e)	Tons (f)	(2) Effective Purchase Price (\$/Ton) (g)	Add'l Shorthaul & Loading Charges (\$/Ton) (h)	Rail Charges		Waterborne Charges					Total Transportation Charges (\$/Ton) (p)	Delivered Price Facility (\$/Ton) (q)	
								Rail Rate (\$/Ton) (i)	Other Rail Charges (\$/Ton) (j)	River Barge Rate (\$/Ton) (k)	Trans-loading Rate (\$/Ton) (l)	Ocean Barge Rate (\$/Ton) (m)	Other Water Charges (\$/Ton) (n)	Other Related Charges (\$/Ton) (o)			
1.	Zeigler Coal	10,IL,145,157	Randolph & Perry Cnty, IL	RB	65,597.20	\$41.400	\$0.000	\$0.000	\$0.000	\$0.000	\$0.000	\$0.000	\$0.000	\$0.000	\$0.000	\$0.000	\$41.400
2.	Peabody Development	9,KY,101	Henderson Cnty, KY	RB	24,415.10	\$20.650	\$0.000	\$0.000	\$0.000	\$8.776	\$0.000	\$0.000	\$0.000	\$0.000	\$0.000	\$8.776	\$29.426
3.	Peabody Development	10,IL,165	Saline Cnty, IL	RB	9,451.50	\$31.000	\$0.000	\$0.000	\$0.000	\$7.996	\$0.000	\$0.000	\$0.000	\$0.000	\$0.000	\$7.996	\$38.996
4.	Gatliff Coal	9,KY,225	Union Cnty, KY	RB	18,700.10	\$41.690	\$0.000	\$0.000	\$0.000	\$8.026	\$0.000	\$0.000	\$0.000	\$0.000	\$0.000	\$8.026	\$49.716
5.	Peabody Development	9,KY,101	Henderson Cnty, KY	RB	6,038.40	\$20.500	\$0.000	\$0.000	\$0.000	\$8.776	\$0.000	\$0.000	\$0.000	\$0.000	\$0.000	\$8.776	\$29.276
6.	Peabody Development	9,KY,177	Muhlenberg Cnty, KY	RB	13,760.00	\$18.500	\$0.000	\$0.000	\$0.000	\$9.046	\$0.000	\$0.000	\$0.000	\$0.000	\$0.000	\$9.046	\$27.546
7.	Peabody Development	9,KY,177	Muhlenberg Cnty, KY	RB	26,929.00	\$18.200	\$0.000	\$0.000	\$0.000	\$9.046	\$0.000	\$0.000	\$0.000	\$0.000	\$0.000	\$9.046	\$27.246
8.	Consolidation Coal	9,KY,225	Union Cnty, KY	RB	30,110.50	\$20.500	\$0.000	\$0.000	\$0.000	\$8.076	\$0.000	\$0.000	\$0.000	\$0.000	\$0.000	\$8.076	\$28.576
9.	Pyramid	9,KY,183	Ohio Cnty, KY	RB	10,795.50	\$17.906	\$0.000	\$0.000	\$0.000	\$9.046	\$0.000	\$0.000	\$0.000	\$0.000	\$0.000	\$9.046	\$26.952
10.	Oxbow Carbon	N/A	N/A	RB	3,322.80	\$22.000	\$0.000	\$0.000	\$0.000	\$0.000	\$0.000	\$0.000	\$0.000	\$0.000	\$0.000	\$0.000	\$22.000
11.	PT Adaro	55,Indonesia,999	Tanjung District, South Dalimantan, Indonesia	OB	152,596.00	\$29.350	\$0.000	\$0.000	\$0.000	\$0.000	\$0.000	\$0.000	\$0.000	\$0.000	\$0.000	\$0.000	\$29.350

(1) As Electro-Coal Transfer Facility is a central storage site for coal prior to its delivery to the power plant, the coal from suppliers noted on this schedule is usually delivered to Big Bend Station but could ultimately be delivered to Gannon Station.

(2) Tampa Electric purchases coal F.O.B. shipping point or F.O.B. destination.

FPSC FORM 423-2(b) (2/87)

FPSC Form 423-2

MONTHLY REPORT OF COST AND QUALITY OF COAL FOR ELECTRIC PLANTS
ORIGIN, TONNAGE, DELIVERED PRICE AND AS RECEIVED QUALITY

1. Reporting Month: November Year: 1996

2. Reporting Company: Tampa Electric Company

3. Plant Name: Electro-Coal Transfer Facility - Gannon Station (1)

4. Name, Title & Telephone Number of Contact Person Concerning Data
Submitted on this Form: Jeffrey Chronister, Manager Financial Reporting
(813) 228 - 1609

5. Signature of Official Submitting Form:


E.A. Townes, Assistant Controller

6. Date Completed: January 15, 1997

Line No. (a)	Supplier Name (b)	Mine Location (c)	Purchase Type (d)	Transport Mode (e)	Tons (f)	Effective Purchase Price (\$/Ton) (g)	Total Transport Charges (\$/Ton) (h)	Delivered Price Transfer Facility (\$/Ton) (i)	As Received Coal Quality			
									Sulfur Content % (j)	BTU Content (BTU/lb) (k)	Ash Content % (l)	Moisture Content % (m)
1.	Kerr McGee	10,IL,165	S	RB	121,174.00	\$26.000	\$7.786	\$33.786	1.37	12,172	5.99	11.37
2.	Mapco	10,IL,059	LTC	RB	19,327.60	\$31.870	\$7.986	\$39.856	2.70	12,747	8.50	7.30
3.	Powder River Coal	19,WY,5	S	R&B	42,267.43	\$4.090	\$20.686	\$24.776	0.21	8,777	4.60	27.60
4.	Sugar Camp	10,IL,059	S	RB	23,762.20	\$22.690	\$7.986	\$30.676	2.60	12,572	8.40	8.40
5.	Jader Fuel Co	10,IL,165	S	RB	32,795.70	\$24.060	\$7.986	\$32.046	3.00	12,852	9.40	5.90
6.	Mapco	9,KY,233	S	RB	15,043.80	\$25.000	\$8.086	\$33.086	2.90	12,535	8.00	8.40

(1) As Electro-Coal Transfer Facility is a central storage site for coal prior to its delivery to the power plant, the coal from suppliers noted on this schedule is usually delivered to Gannon Station but could ultimately be delivered to Big Bend Station.


FPSC FORM 423-2 (2/87)

FPSC Form 423-2(a)

MONTHLY REPORT OF COST AND QUALITY OF COAL FOR ELECTRIC PLANTS
DETAILED PURCHASED COAL INVOICE INFORMATION

- 1. Reporting Month: November Year: 1996
- 2. Reporting Company: Tampa Electric Company
- 3. Plant Name: Electro-Coal Transfer Facility - Gannon Station (1)

4. Name, Title & Telephone Number of Contact Person Concerning Data
Submitted on this Form: Jeffrey Chronister, Manager Financial Reporting
(813) 228 - 1609

5. Signature of Official Submitting Form: 
E.A. Townes, Assistant Controller

6. Date Completed: January 15, 1997

Line No. (a)	Supplier Name (b)	Mine Location (c)	Purchase Type (d)	Tons (e)	F.O.B. (2) Mine Price (\$/Ton) (f)	Shorthaul & Loading Charges (\$/Ton) (g)	Original Invoice Price (\$/Ton) (h)	Retro-active Price Adjustments (\$/Ton) (i)	Base Price (\$/Ton) (j)	Quality Adjustments (\$/Ton) (k)	Effective Purchase Price (\$/Ton) (l)
1.	Kerr McGee	10,IL,165	S	121,174.00	N/A	\$0.000	\$26.000	\$0.000	\$26.000	\$0.000	\$26.000
2.	Mapco	10,IL,059	LTC	19,327.60	N/A	\$0.000	\$31.870	\$0.000	\$31.870	\$0.000	\$31.870
3.	Powder River Coal	19,WY,5	S	42,267.43	N/A	\$0.000	\$4.090	\$0.000	\$4.090	\$0.000	\$4.090
4.	Sugar Camp	10,IL,059	S	23,762.20	N/A	\$0.000	\$23.000	\$0.000	\$23.000	(\$0.310)	\$22.690
5.	Jader Fuel Co	10,IL,165	S	32,795.70	N/A	\$0.000	\$24.060	\$0.000	\$24.060	\$0.000	\$24.060
6.	Mapco	9,KY,233	S	15,043.80	N/A	\$0.000	\$25.000	\$0.000	\$25.000	\$0.000	\$25.000

(1) As Electro-Coal Transfer Facility is a central storage site for coal prior to its delivery to the power plant, the coal from suppliers noted on this schedule is usually delivered to Gannon Station but could ultimately be delivered to Big Bend Station.

(2) Tampa Electric purchases coal F.O.B. shipping point or F.O.B. destination.

FPSC FORM 423-2(a) (2/87)

FPSC Form 423-2(b)

MONTHLY REPORT OF COST AND QUALITY OF COAL FOR ELECTRIC PLANTS
DETAIL OF TRANSPORTATION CHARGES

- 1. Reporting Month: November Year: 1996
- 2. Reporting Company: Tampa Electric Company
- 3. Plant Name: Electro-Coal Transfer Facility - Gannon Station (1)

4. Name, Title & Telephone Number of Contact Person Concerning Data
Submitted on this Form: Jeffrey Chronister, Manager Financial Reporting
(813) 228 - 1609

5. Signature of Official Submitting Form: 
E. A. Townes, Assistant Controller

6. Date Completed: January 15, 1997

Line No. (a)	Supplier Name (b)	Mine Location (c)	Shipping Point (d)	Transport Mode (e)	Tons (f)	(2) Effective Purchase Price (\$/Ton) (g)	Add'l Shorthaul & Loading Charges (\$/Ton) (h)	Rail Charges		Waterborne Charges					Total Transportation Charges (\$/Ton) (p)	Delivered Price Transfer Facility (\$/Ton) (q)
								Rail Rate (\$/Ton) (i)	Other Rail Charges (\$/Ton) (j)	River Barge Rate (\$/Ton) (k)	Trans-loading Rate (\$/Ton) (l)	Ocean Barge Rate (\$/Ton) (m)	Other Water Charges (\$/Ton) (n)	Other Related Charges (\$/Ton) (o)		
1.	Kerr McGee	10,IL,165	Saline Cnty, IL	RB	121,174.00	\$26.000	\$0.000	\$0.000	\$0.000	\$7.786	\$0.000	\$0.000	\$0.000	\$0.000	\$7.786	\$33.786
2.	Mapco	10,IL,059	Gallatin Cnty, IL	RB	19,327.60	\$31.870	\$0.000	\$0.000	\$0.000	\$7.986	\$0.000	\$0.000	\$0.000	\$0.000	\$7.986	\$39.856
3.	Powder River Coal	19,WY,5	Campbell Cnty, WY	R&B	42,267.43	\$4.090	\$0.000	\$12.900	\$0.000	\$7.786	\$0.000	\$0.000	\$0.000	\$0.000	\$20.686	\$24.776
4.	Sugar Camp	10,IL,059	Gallatin Cnty, IL	RB	23,762.20	\$22.690	\$0.000	\$0.000	\$0.000	\$7.986	\$0.000	\$0.000	\$0.000	\$0.000	\$7.986	\$30.676
5.	Jader Fuel Co	10,IL,165	Saline Cnty, IL	RB	32,795.70	\$24.060	\$0.000	\$0.000	\$0.000	\$7.986	\$0.000	\$0.000	\$0.000	\$0.000	\$7.986	\$32.046
6.	Mapco	9,KY,233	Webster Cnty, KY	RB	15,043.80	\$25.000	\$0.000	\$0.000	\$0.000	\$8.086	\$0.000	\$0.000	\$0.000	\$0.000	\$8.086	\$33.086

(1) As Electro-Coal Transfer Facility is a central storage site for coal prior to its delivery to the power plant, the coal from suppliers noted on this schedule is usually delivered to Gannon Station but could ultimately be delivered to Big Bend Station.

(2) Tampa Electric purchases coal F.O.B. shipping point or F.O.B. destination.

** SPECIFIED CONFIDENTIAL **

FPSC Form 423-2

MONTHLY REPORT OF COST AND QUALITY OF COAL FOR ELECTRIC PLANTS
ORIGIN, TONNAGE, DELIVERED PRICE AND AS RECEIVED QUALITY

1. Reporting Month: November Year: 1996

2. Reporting Company: Tampa Electric Company

3. Plant Name: Electro-Coal Transfer Facility - Polk Station (1)

4. Name, Title & Telephone Number of Contact Person Concerning Data
Submitted on this Form: Jeffrey Chronister, Manager Financial Reporting
(813) 228 - 1609

5. Signature of Official Submitting Form: 
E.A. Townes, Assistant Controller

6. Date Completed: January 15, 1997

Line No. (a)	Supplier Name (b)	Mine Location (c)	Purchase Type (d)	Transport Mode (e)	Tons (f)	Effective Purchase Price (\$/Ton) (g)	Total Transport Charges (\$/Ton) (h)	Delivered Price Transfer Facility (\$/Ton) (i)	As Received Coal Quality				
									Sulfur Content % (j)	BTU Content (BTU/lb) (k)	Ash Content % (l)	Moisture Content % (m)	
1.	NONE												

(1) As Electro-Coal Transfer Facility is a central storage site for coal prior to its delivery to the power plant, the coal from suppliers noted on this schedule is usually delivered to Gannon Station but could ultimately be delivered to Big Bend Station.

**** SPECIFIED CONFIDENTIAL ****

FPSC Form 423-2(a)

**MONTHLY REPORT OF COST AND QUALITY OF COAL FOR ELECTRIC PLANTS
DETAILED PURCHASED COAL INVOICE INFORMATION**

1. Reporting Month: November Year: 1996

2. Reporting Company: Tampa Electric Company

3. Plant Name: Electro-Coal Transfer Facility - Polk Station (1)

4. Name, Title & Telephone Number of Contact Person Concerning Data
Submitted on this Form: Jeffrey Chronister, Manager Financial Reporting
(813) - 228 - 1609

5. Signature of Official Submitting Form: 

E.A. Townes, Assistant Controller

6. Date Completed: January 15, 1997

Line No. (a)	Supplier Name (b)	Mine Location (c)	Purchase Type (d)	Tons (e)	F.O.B. Mine Price (\$/Ton) (f)	Shorthaul & Loading Charges (\$/Ton) (g)	Original Invoice Price (\$/Ton) (h)	Retro-active Price Adjustments (\$/Ton) (i)	Base Price (\$/Ton) (j)	Quality Adjustments (\$/Ton) (k)	Effective Purchase Price (\$/Ton) (l)
1.	NONE										

(1) As Electro-Coal Transfer Facility is a central storage site for coal prior to its delivery to the power plant, the coal from suppliers noted on this schedule is usually delivered to Gannon Station but could ultimately be delivered to Big Bend Station.

FPSC Form 423-2(b)

MONTHLY REPORT OF COST AND QUALITY OF COAL FOR ELECTRIC PLANTS
DETAIL OF TRANSPORTATION CHARGES

- 1. Reporting Month: November Year: 1996
- 2. Reporting Company: Tampa Electric Company
- 3. Plant Name: Electro-Coal Transfer Facility - Polk Station (1)

4. Name, Title & Telephone Number of Contact Person Concerning Data
Submitted on this Form: Jeffrey Chronister, Manager Financial Reporting
(813) 228 - 1609

5. Signature of Official Submitting Form:


E.A. Townes, Assistant Controller

6. Date Completed: January 15, 1997

Line No. (a)	Supplier Name (b)	Mine Location (c)	Shipping Point (d)	Transport Mode (e)	Tons (f)	(2) Effective Purchase Price (\$/Ton) (g)	Add'l Shorthaul & Loading Charges (\$/Ton) (h)	Rail Charges		Waterborne Charges				Total Transportation Charges (\$/Ton) (p)	Delivered Price Transfer Facility (\$/Ton) (q)
								Rail Rate (\$/Ton) (i)	Other Rail Charges (\$/Ton) (j)	River Barge Rate (\$/Ton) (k)	Trans-loading Rate (\$/Ton) (l)	Ocean Barge Rate (\$/Ton) (m)	Other Water Charges (\$/Ton) (n)		

1. NONE

(1) As Electro-Coal Transfer Facility is a central storage site for coal prior to its delivery to the power plant, the coal from suppliers noted on this schedule is usually delivered to Gannon Station but could ultimately be delivered to Big Bend Station.

FPSC Form 423-2

MONTHLY REPORT OF COST AND QUALITY OF COAL FOR ELECTRIC PLANTS
ORIGIN, TONNAGE, DELIVERED PRICE AND AS RECEIVED QUALITY

- 1. Reporting Month: November Year: 1996
- 2. Reporting Company: Tampa Electric Company
- 3. Plant Name: Big Bend Station

4. Name, Title & Telephone Number of Contact Person Concerning Data
Submitted on this Form: Jeffrey Chronister, Manager Financial Reporting
(813) 228 - 1609

5. Signature of Official Submitting Form: _____


E.A. Townes, Assistant Controller

6. Date Completed: January 15, 1997

Line No. (a)	Supplier Name (b)	Mine Location (c)	Purchase Type (d)	Transport Mode (e)	Tons (f)	Effective Purchase Price (\$/Ton) (g)	Total Transport Charges (\$/Ton) (h)	FOB Plant Price (\$/Ton) (i)	As Received Coal Quality			
									Sulfur Content % (j)	BTU Content (BTU/lb) (k)	Ash Content % (l)	Moisture Content % (m)
1.	Transfer Facility	N/A	N/A	OB	376,775.00	\$32.693	\$7.927	\$40.620	2.33	11,331	7.16	13.29

FPSC Form 423-2(a)


MONTHLY REPORT OF COST AND QUALITY OF COAL FOR ELECTRIC PLANTS
DETAILED PURCHASED COAL INVOICE INFORMATION

1. Reporting Month: November Year: 1996

2. Reporting Company: Tampa Electric Company

3. Plant Name: Big Bend Station

4. Name, Title & Telephone Number of Contact Person Concerning Data
Submitted on this Form: Jeffrey Chronister, Manager Financial Reporting
(813) 228 - 1609

5. Signature of Official Submitting Form: 
E.A. Townes, Assistant Controller

6. Date Completed: January 15, 1997

Line No. (a)	Supplier Name (b)	Mine Location (c)	Purchase Type (d)	Tons (e)	F.O.B. Mine Price (\$/Ton) (f)	Shorthaul & Loading Charges (\$/Ton) (g)	Original Invoice Price (\$/Ton) (h)	Retro-active Price Adjustments (\$/Ton) (i)	Base Price (\$/Ton) (j)	Quality Adjust-ments (\$/Ton) (k)	Effective Purchase Price (\$/Ton) (l)
1.	Transfer Facility	N/A	N/A	376,775.00	N/A	\$0.000	\$32.693	\$0.000	\$32.693	\$0.000	\$32.693

FPSC FORM 423-2(a) (2/87)

FPSC Form 423-2(b)

MONTHLY REPORT OF COST AND QUALITY OF COAL FOR ELECTRIC PLANTS
DETAIL OF TRANSPORTATION CHARGES

- 1. Reporting Month: November Year: 1996
- 2. Reporting Company: Tampa Electric Company
- 3. Plant Name: Big Bend Station

4. Name, Title & Telephone Number of Contact Person Concerning Data
Submitted on this Form: Jeffrey Chronister, Manager Financial Reporting
(813) 228 - 1609

5. Signature of Official Submitting Form: 
E.A. Townes, Assistant Controller

6. Date Completed: January 15, 1997

Line No. (a)	Supplier Name (b)	Mine Location (c)	Shipping Point (d)	Transport Mode (e)	Tons (f)	Effective Purchase Price (\$/Ton) (g)	Add'l Shorthaul & Loading Charges (\$/Ton) (h)	Rail Charges		Waterborne Charges					Total Transportation Charges (\$/Ton) (p)	FOB Plant Price (\$/Ton) (q)
								Rail Rate (\$/Ton) (i)	Other Rail Charges (\$/Ton) (j)	River Barge Rate (\$/Ton) (k)	Trans-loading Rate (\$/Ton) (l)	Ocean Barge Rate (\$/Ton) (m)	Other Water Charges (\$/Ton) (n)	Other Related Charges (\$/Ton) (o)		
1.	Transfer Facility	N/A	Davant, La.	OB	376,775.00	\$32.693	\$0.000	\$0.000	\$0.000	\$0.000	\$0.000	\$0.000	\$0.000	\$0.000	\$7.927	\$40.620

FPSC Form 423-2


**MONTHLY REPORT OF COST AND QUALITY OF COAL FOR ELECTRIC PLANTS
ORIGIN, TONNAGE, DELIVERED PRICE AND AS RECEIVED QUALITY**

1. Reporting Month: November Year: 1996

2. Reporting Company: Tampa Electric Company

3. Plant Name: Gannon Station

4. Name, Title & Telephone Number of Contact Person Concerning Data
Submitted on this Form: Jeffrey Chronister, Manager Financial Reporting
(813) 228 - 1609

5. Signature of Official Submitting Form: 
E.A. Townes, Assistant Controller

6. Date Completed: January 15, 1997

Line No. (a)	Supplier Name (b)	Mine Location (c)	Purchase Type (d)	Transport Mode (e)	Tons (f)	Effective Purchase Price (\$/Ton) (g)	Total Transport Charges (\$/Ton) (h)	FOB Plant Price (\$/Ton) (i)	As Received Coal Quality			
									Sulfur Content % (j)	BTU Content (BTU/lb) (k)	Ash Content % (l)	Moisture Content % (m)
1.	Transfer Facility	N/A	N/A	OB	86,776.00	\$26.531	\$7.919	\$34.450	1.08	10,171	6.38	20.37
2.	Gatliff Coal	8,KY,235	LTC	UR	30,962.00	\$41.690	\$17.760	\$59.450	0.75	12,474	5.19	11.64
3.	Gatliff Coal	8,KY,195	LTC	UR	81,840.00	\$41.690	\$18.890	\$60.580	1.28	12,996	8.23	5.59
4.	Gatliff Coal	8,KY,195	S	UR	18,552.00	\$27.600	\$19.676	\$47.276	1.06	12,775	8.50	6.20
5.	Modern Recycling	N/A	S	TR	171.00	\$15.000	\$0.000	\$15.000	*	*	*	*


* No Analysis Taken

FPSC FORM 423-2 (2/87)

**MONTHLY REPORT OF COST AND QUALITY OF COAL FOR ELECTRIC PLANTS
DETAILED PURCHASED COAL INVOICE INFORMATION**

- 1. Reporting Month: November Year: 1996
- 2. Reporting Company: Tampa Electric Company
- 3. Plant Name: Gannon Station

4. Name, Title & Telephone Number of Contact Person Concerning Data
Submitted on this Form: Jeffrey Chronister, Manager Financial Reporting
(813) 228 - 1609

5. Signature of Official Submitting Form: 
E.A. Townes, Assistant Controller

6. Date Completed: January 15, 1997

Line No. (a)	Supplier Name (b)	Mine Location (c)	Purchase Type (d)	Tons (e)	F.O.B. Mine Price (\$/Ton) (f)	Shorthaul & Loading Charges (\$/Ton) (g)	Original Invoice Price (\$/Ton) (h)	Retro-active Price Adjustments (\$/Ton) (i)	Base Price (\$/Ton) (j)	Quality Adjustments (\$/Ton) (k)	Effective Purchase Price (\$/Ton) (l)
1.	Transfer Facility	N/A	N/A	86,776.00	N/A	\$0.000	\$26.531	\$0.000	\$26.531	\$0.000	\$26.531
2.	Gatliff Coal	8,KY,235	LTC	30,962.00	N/A	\$0.000	\$41.690	\$0.000	\$41.690	\$0.000	\$41.690
3.	Gatliff Coal	8,KY,195	LTC	81,840.00	N/A	\$0.000	\$41.690	\$0.000	\$41.690	\$0.000	\$41.690
4.	Gatliff Coal	8,KY,195	S	18,552.00	N/A	\$0.000	\$27.600	\$0.000	\$27.600	\$0.000	\$27.600
5.	Modern Recycling	N/A	S	171.00	N/A	\$0.000	\$15.000	\$0.000	\$15.000	\$0.000	\$15.000

FPSC Form 423-2(b)

MONTHLY REPORT OF COST AND QUALITY OF COAL FOR ELECTRIC PLANTS
DETAIL OF TRANSPORTATION CHARGES

- 1. Reporting Month: November Year: 1996
- 2. Reporting Company: Tampa Electric Company
- 3. Plant Name: Gannon Station

4. Name, Title & Telephone Number of Contact Person Concerning Data
Submitted on this Form: Jeffrey Chronister, Manager Financial Reporting
(813) 228 - 1609

5. Signature of Official Submitting Form: 
E. A. Townes, Assistant Controller

6. Date Completed: January 15, 1997


Line No. (a)	Supplier Name (b)	Mine Location (c)	Shipping Point (d)	Transport Mode (e)	Tons (f)	Effective Purchase Price (\$/Ton) (g)	Add'l Shorthaul & Loading Charges (\$/Ton) (h)	Rail Charges		Waterborne Charges					Total Transportation Charges (\$/Ton) (p)	FOB Plant Price (\$/Ton) (q)
								Rail Rate (\$/Ton) (i)	Other Rail Charges (\$/Ton) (j)	River Barge Rate (\$/Ton) (k)	Trans-loading Rate (\$/Ton) (l)	Ocean Barge Rate (\$/Ton) (m)	Other Water Charges (\$/Ton) (n)	Other Related Charges (\$/Ton) (o)		
1.	Transfer Facility	N/A	Davant, La.	OB	86,776.00	\$26.531	\$0.000	\$0.000	\$0.000	\$0.000	\$0.000	\$0.000	\$0.000	\$0.000	\$7.919	\$34.450
2.	Gatliff Coal	8,KY,235	Whitley Cnty, KY	UR	30,962.00	\$41.690	\$0.000	\$17.760	\$0.000	\$0.000	\$0.000	\$0.000	\$0.000	\$0.000	\$17.760	\$59.450
3.	Gatliff Coal	8,KY,195	Pike Cnty, KY	UR	81,840.00	\$41.690	\$0.000	\$18.890	\$0.000	\$0.000	\$0.000	\$0.000	\$0.000	\$0.000	\$18.890	\$60.580
4.	Gatliff Coal	8,KY,195	Pike Cnty, KY	UR	18,552.00	\$27.600	\$0.000	\$19.676	\$0.000	\$0.000	\$0.000	\$0.000	\$0.000	\$0.000	\$19.676	\$47.276
5.	Modern Recycling	N/A	Lee Cnty, FL	TR	171.00	\$15.000	\$0.000	\$0.000	\$0.000	\$0.000	\$0.000	\$0.000	\$0.000	\$0.000	\$0.000	\$15.000

FPSC Form 423-2

MONTHLY REPORT OF COST AND QUALITY OF COAL FOR ELECTRIC PLANTS
ORIGIN, TONNAGE, DELIVERED PRICE AND AS RECEIVED QUALITY

- 1. Reporting Month: November Year: 1996
- 2. Reporting Company: Tampa Electric Company
- 3. Plant Name: Polk Station

4. Name, Title & Telephone Number of Contact Person Concerning Data
Submitted on this Form: Jeffrey Chronister, Manager Financial Reporting
(813) 228 - 1609

5. Signature of Official Submitting Form: 
E.A. Townes, Assistant Controller

6. Date Completed: January 15, 1997

Line No. (a)	Supplier Name (b)	Mine Location (c)	Purchase Type (d)	Transport Mode (e)	Tons (f)	Effective Purchase Price (\$/Ton) (g)	Total Transport Charges (\$/Ton) (h)	FOB Plant Price (\$/Ton) (i)	As Received Coal Quality			
									Sulfur Content % (j)	BTU Content (BTU/lb) (k)	Ash Content % (l)	Moisture Content % (m)
1.	Transfer Facility	N/A	N/A	OB	9,620.00	\$33.145	\$10.968	\$44.113	2.39	13,201	7.72	5.37

FPSC Form 423-2(a)

MONTHLY REPORT OF COST AND QUALITY OF COAL FOR ELECTRIC PLANTS
DETAILED PURCHASED COAL INVOICE INFORMATION

- 1. Reporting Month: November Year: 1996
- 2. Reporting Company: Tampa Electric Company
- 3. Plant Name: Polk Station

4. Name, Title & Telephone Number of Contact Person Concerning Data
Submitted on this Form: Jeffrey Chronister, Manager Financial Reporting
(813) 228 - 1609

5. Signature of Official Submitting Form: 
E.A. Townes, Assistant Controller

6. Date Completed: January 15, 1997

Line No. (a)	Supplier Name (b)	Mine Location (c)	Purchase Type (d)	Tons (e)	F.O.B. Mine Price (\$/Ton) (f)	Shorthaul & Loading Charges (\$/Ton) (g)	Original Invoice Price (\$/Ton) (h)	Price Adjustments (\$/Ton) (i)	Retro-active Base Price (\$/Ton) (j)	Quality Adjustments (\$/Ton) (k)	Effective Purchase Price (\$/Ton) (l)
1.	Transfer Facility	N/A	N/A	9,620.00	N/A	\$0.000	\$33.145	\$0.000	\$33.145	\$0.000	\$33.145

FPSC Form 423-2(b)

MONTHLY REPORT OF COST AND QUALITY OF COAL FOR ELECTRIC PLANTS
DETAIL OF TRANSPORTATION CHARGES

- 1. Reporting Month: November Year: 1996
- 2. Reporting Company: Tampa Electric Company
- 3. Plant Name: Polk Station

4. Name, Title & Telephone Number of Contact Person Concerning Data
Submitted on this Form: Jeffrey Chronister, Manager Financial Reporting
(813) 228 - 1609

5. Signature of Official Submitting Form: 
E.A. Townes, Assistant Controller

6. Date Completed: January 15, 1997

Line No. (a)	Supplier Name (b)	Mine Location (c)	Shipping Point (d)	Transport Mode (e)	Tons (f)	Effective Purchase Price (\$/Ton) (g)	Add'l Shorthaul & Loading Charges (\$/Ton) (h)	Rail Charges		Waterborne Charges					Total Transportation Charges (\$/Ton) (p)	FOB Plant Price (\$/Ton) (q)	
								Rail Rate (\$/Ton) (i)	Other Rail Charges (\$/Ton) (j)	River Barge Rate (\$/Ton) (k)	Trans-loading Rate (\$/Ton) (l)	Ocean Barge Rate (\$/Ton) (m)	Other Water Charges (\$/Ton) (n)	Other Related Charges (\$/Ton) (o)			
1	Transfer Facility	N/A	Davant, La.	OB	9,620.00	\$33.145	\$0.000	\$0.000	\$0.000	\$0.000	\$0.000	\$0.000	\$0.000	\$0.000	\$0.000	\$10.968	\$44.113

FPSC FORM 423-2(b) (2/87)

MONTHLY REPORT OF COST AND QUALITY OF COAL FOR ELECTRIC PLANTS
REPORT OF ADJUSTMENTS TO PREVIOUS COAL DELIVERED

1. Reporting Month: November Year: 1996

2. Reporting Company: Tampa Electric Company

3. Name, Title & Telephone Number of Contact Person Concerning Data
Submitted on this Form: Jeffrey Chronister, Manager Financial Reporting
(813) 228 - 1609

4. Signature of Official Submitting Form:

E.A. Townes
E.A. Townes, Assistant Controller

5. Date Completed: January 15, 1997

Line No. (a)	Month Reported (b)	Form Plant Name (c)	Intended Generating Plant (d)	Supplier (e)	Original Line Number (f)	Old Volume Tons (g)	Form No. (h)	Column Designator & Title (i)	Old Value (j)	New Value (k)	Delivered Price Transfer Facility (\$/Ton) (l)	Reason for Revision (m)
1.	October, 1996	Transfer Facility	Big Bend	PT Adaro	10.	145,711.00	423-2(a)	Col. (k), Quality Adj.	\$0.000	(\$0.215)	\$29.135	Quality Adj
2.	July, 1996	Gannon	Gannon	Gatliff Coal	2.	81,899.00	423-2(a)	Col. (k), Quality Adj.	\$0.000	\$0.970	\$60.879	Quality Adj
3.	July, 1996	Gannon	Gannon	Gatliff Coal	3.	33,415.00	423-2(a)	Col. (k), Quality Adj.	\$0.000	\$0.970	\$61.428	Quality Adj
4.	August, 1996	Gannon	Gannon	Gatliff Coal	2.	71,621.00	423-2(a)	Col. (k), Quality Adj.	\$0.000	\$0.970	\$60.549	Quality Adj
5.	August, 1996	Gannon	Gannon	Gatliff Coal	3.	46,824.00	423-2(a)	Col. (k), Quality Adj.	\$0.000	\$0.970	\$61.239	Quality Adj
6.	September, 1996	Gannon	Gannon	Gatliff Coal	2.	28,649.00	423-2(a)	Col. (k), Quality Adj.	\$0.000	\$0.970	\$60.495	Quality Adj
7.	September, 1996	Gannon	Gannon	Gatliff Coal	3.	61,136.00	423-2(a)	Col. (k), Quality Adj.	\$0.000	\$0.970	\$61.579	Quality Adj
8.												
9.												
10.												
11.												
12.												
13.												
14.												
15.												