


ORIGINAL



Florida Power
CORPORATION

JAMES A. MCGEE
SENIOR COUNSEL

January 27, 2000

2000 JAN 27 AM 10:31
DIVISION OF ADMINISTRATION
FLORIDA PUBLIC SERVICE COMMISSION

Ms. Blanco S. Bayo, Director
Division of Records and Reporting
Florida Public Service Commission
2540 Shumard Oak Blvd.
Tallahassee, Florida 32399-0850


Re: Docket No. 000001-EI

Dear Ms. Bayo:

Enclosed for filing are ten (10) copies of Florida Power Corporation's FPSC 423 Forms for the month of November 1999. Forms 423-1A, 423-2, 423-2A, 423-2B, and 423-2C contained in this filing have been edited to delete certain confidential information. Florida Power's Request for Specified Confidential Treatment, which includes an unedited copy of the 423 Forms, has been submitted for filing this date under separate cover.


Please acknowledge your receipt and filing of the above on the enclosed copy of this letter and return same to me.

Very truly yours,





James A. McGee

JAM:ams
Enclosures

cc: Parties of record

RECEIVED & FILED

FPSC-BUREAU OF RECORDS

AFA
APP
CAF
CMU
CTR
EAG
LEG
MAS
OPC
RRR
SEC
WAW
OTH

DOCUMENT NUMBER - DATE

01200 JAN 27 8

FPSC-RECORDS/REPORTING

BEFORE THE FLORIDA PUBLIC SERVICE COMMISSION

In re: Fuel and purchased power
cost recovery clause and
generating performance incentive
factor.

Docket No. 000001-EI

Submitted for filing:
January 27, 2000

CERTIFICATE OF SERVICE

I HEREBY CERTIFY that a true copy of Florida Power Corporation's 423
Forms for the month of November 1999 have been furnished to the following
individuals by regular U.S. Mail this 27th day of January, 2000:

Matthew M. Childs, Esq.
Steel, Hector & Davis
215 South Monroe Avenue
Suite 601
Tallahassee, FL 32301-1804

Barry N.P. Huddleston
Public Affairs Specialist
Destec Energy, Inc.
2500 CityWest Blvd., Ste. 150
Houston, TX 77210-4411

Lee L. Willis, Esq.
James D. Beasley, Esq.
Ausley & McMullen
P.O. Box 391
Tallahassee, FL 32302

J. Roger Howe, Esquire
Office of the Public Counsel
111 West Madison Street
Room 812
Tallahassee, FL 32399-1400

Jeffrey A. Stone, Esq.
Russell A. Badders, Esq.
Beggs & Lane
P.O. Box 12950
Pensacola, FL 32576-2950

Suzanne Brownless, Esq.
1311-B Paul Russell Road
Suite 202
Tallahassee, FL 32301

Joseph A. McGlothlin, Esq.
Vicki Gordon Kaufman, Esq.
McWhirter, Reeves, McGlothlin,
Davidson, Decker, Kaufman,
Arnold & Steen, P.A.
117 S. Gadsden Street
Tallahassee, FL 32301

Roger Yott, P.E.
Air Products & Chemicals, Inc.
2 Windsor Plaza
2 Windsor Drive
Allentown, PA 18195


John W. McWhirter, Jr., Esq.
McWhirter, Reeves, McGlothlin,
Davidson, Decker, Kaufman,
Arnold & Steen, P.A.
400 North Tampa Street, Suite 2450
Tampa, FL 33602-5126

Kenneth A. Hoffman, Esq.
William B. Willingham, Esq.
Rutledge, Ecenia, Underwood,
Purnell & Hoffman, P.A.
P.O. Box 551
Tallahassee, FL 32302-0551

Mr. Frank C. Cressman, President
Florida Public Utilities Company
P.O. Box 3395
West Palm Beach, FL 33402-3395

Wm. Cochran Keating, IV
Staff Counsel
Florida Public Service Commission
2540 Shumard Oak Boulevard
Tallahassee, FL 32399-0850

Mr. Don Bruegmann
Seminole Electric Cooperative, Inc.
16313 No. Dale Mabry Highway
Tampa, FL 33688-2000



ATTORNEY

MONTHLY REPORT OF COST AND QUALITY OF FUEL OIL FOR ELECTRIC PLANTS
ORIGIN, VOLUME, DELIVERED PRICE AND AS RECEIVED QUALITY

1. REPORTING MONTH: Nov-99

2. REPORTING COMPANY: FLORIDA POWER CORPORATION

3. NAME, TITLE & TELEPHONE NUMBER OF CONTACT PERSON CONCERNING DATA
SUBMITTED ON THIS FORM: MANNY PEREZ, ACCOUNTANT (727) 820-5302

4. SIGNATURE OF OFFICIAL SUBMITTING REPORT: 
JOHN SCARDINO, JR., CONTROLLER

5. DATE COMPLETED: 01/11/00

LINE NO. (a)	PLANT NAME (b)	SUPPLIER NAME (c)	SHIPPING POINT (d)	PURCHASE TYPE (e)	DELIVERY LOCATION (f)	DELIVERY DATE (g)	TYPE OIL (h)	SULFUR CONTENT (%) (i)	BTU CONTENT (Btu/gal) (j)	VOLUME (Bbls) (k)	DELIVERED PRICE (\$/Bbl) (l)
1	ANCLOTE	BP OIL COMPANY	TAMPA, FL	MTC	FOB PLANT	11/99	F02	0.49	140,746	4,965	\$28.8839
2	AVON PARK PEAKERS	BP OIL COMPANY	TAMPA, FL	MTC	FOB PLANT	11/99	F02	0.49	140,416	353	\$27.7822
3	BARTOW	RIO ENERGY INTERNATIONAL INC	HOUSTON, TX	MTC	FOB TERMINAL	11/99	F06	1.55	155,720	228,290	\$18.8312
4	BARTOW NORTH FUEL TERMINAL	NO DELIVERIES									
5	BARTOW PEAKERS	NO DELIVERIES									
6	BARTOW FUEL TERMINAL-UNIT 1	NO DELIVERIES									
7	BARTOW SOUTH FUEL TERMINAL	RIO ENERGY INTERNATIONAL INC	HOUSTON, TX	MTC	FOB TERMINAL	11/99	F06	0.97	156,208	356,532	\$20.0714
8	BAYBORO PEAKERS	CENTRAL OIL COMPANY	TAMPA, FL	MTC	FOB PLANT	11/99	F02	0.36	139,000	10,173	\$31.1116
9	CRYSTAL RIVER NORTH	BP OIL COMPANY	TAMPA, FL	MTC	FOB PLANT	11/99	F02	0.49	141,031	3,014	\$30.3997
10	CRYSTAL RIVER SOUTH	NO DELIVERIES									
11	DEBARY PEAKERS	BP OIL COMPANY	TAMPA, FL	MTC	FOB PLANT	11/99	F02	0.49	140,416	5,701	\$28.0531
12	DEBARY PEAKERS	BP OIL COMPANY	TAMPA, FL	MTC	FOB PLANT	11/99	F02	0.05	139,862	4,772	\$29.0026
13	HINES PLANT PEAKERS	NO DELIVERIES									
14	HIGGINS STEAM PLANT	NO DELIVERIES									
15	HIGGINS PEAKERS	NO DELIVERIES									
16	INTERCESSION CITY PEAKERS	BP OIL COMPANY	TAMPA, FL	MTC	FOB PLANT	11/99	F02	0.04	139,862	30,000	\$30.9370
17	INTERCESSION CITY PEAKERS	BP OIL COMPANY	TAMPA, FL	MTC	FOB PLANT	11/99	F02	0.49	141,031	14,615	\$29.9183
18	CRYSTAL RIVER NUCLEAR PLANT	BP OIL COMPANY	TAMPA, FL	MTC	FOB PLANT	11/99	F02	0.05	139,862	177	\$33.0902

**MONTHLY REPORT OF COST AND QUALITY OF COAL FOR ELECTRIC PLANTS
ORIGIN, TONNAGE, DELIVERED PRICE AND AS RECEIVED QUALITY**

1. Report for: Mo. November 1999

2. Reporting Company: Florida Power Corporation

3. Plant Name: Crystal River 1 & 2

4. Name, Title and Telephone Number of Contact
Person Concerning Data Submitted on this Form

Delmar J. Clark Jr., Senior Financial Analyst - Regulatory
(727) 824-6616

5. Signature of Official Submitting Report

Delmar J. Clark Jr., Senior Financial Analyst - Regulatory

6. Date Completed: January 14, 2000

Line No.	Supplier Name	Mine Location	Purchase Type	Transportation Mode	Tons	Effective Purchase Price (\$/Ton)	Total Transportation Cost (\$/Ton)	F.O.B. Plant Price (\$/Ton)	As Received Coal Quality			
									Percent Sulfur (%)	Btu Content (Btu/lb)	Percent Ash (%)	Percent Moisture (%)
(a)	(b)	(c)	(d)	(e)	(f)	(g)	(h)	(i)	(j)	(k)	(l)	(m)
1	Consol, Inc.	08 , Ky , 133	MTC	UR	29,331			\$41.94	1.28	13,149	6.71	6.02
2	Consol, Inc.	08 , Ky , 119	S	UR	19,211			\$40.49	1.07	12,550	9.16	6.29
3	A. T. Massey Coal Company	08 , Ky , 195	MTC	UR	58,244			\$41.94	1.03	12,761	7.71	7.03
4	Quaker Coal Company, Inc.	08 , Ky , 195	MTC	UR	28,252			\$40.26	1.06	13,001	7.88	6.37
5	Transfer Facility	N/A	MTC	OB	16,191			\$44.01	1.20	12,701	6.69	8.75

MONTHLY REPORT OF COST AND QUALITY OF COAL FOR ELECTRIC PLANTS
ORIGIN, TONNAGE, DELIVERED PRICE AND AS RECEIVED QUALITY

1. Report for: Mo. November 1999

2. Reporting Company: Florida Power Corporation

3. Plant Name: Crystal River 1 & 2

4. Name, Title and Telephone Number of Contact
Person Concerning Data Submitted on this Form
Delmar J. Clark Jr., Senior Financial Analyst - Regulatory
(727) 824-6616

5. Signature of Official Submitting Report


Delmar J. Clark Jr., Senior Financial Analyst - Regulatory

6. Date Completed: January 14, 2000

Line No.	Supplier Name	Mine Location	Purchase Type	Tons	F.O.B. Mine Price (\$/Ton)	Short Haul & Loading Charges (\$/Ton)	Original Invoice Price (\$/Ton)	Retro-active Price Increases (\$/Ton)	Base Price (\$/Ton)	Quality Adjust-ments (\$/Ton)	Effective Purchase Price (\$/Ton)
(a)	(b)	(c)	(d)	(e)	(f)	(g)	(h)	(i)	(j)	(k)	(l)
1	Consol, Inc.	08 , Ky , 133	MTC	29,331		\$0.00		\$0.00			
2	Consol, Inc.	08 , Ky , 119	S	19,211		\$0.00		\$0.00			
3	A. T. Massey Coal Company	08 , Ky , 195	MTC	58,244		\$0.00		\$0.00			
4	Quaker Coal Company, Inc.	08 , Ky , 195	MTC	28,252		\$0.00		\$0.00			
5	Transfer Facility	N/A	MTC	16,191		\$0.00		N/A			

**MONTHLY REPORT OF COST AND QUALITY OF COAL FOR ELECTRIC PLANTS
ORIGIN, TONNAGE, DELIVERED PRICE AND AS RECEIVED QUALITY**

1. Report for: Mo. November 1999

2. Reporting Company: Florida Power Corporation

3. Plant Name: Crystal River 1 & 2

4. Name, Title and Telephone Number of Contact

Person Concerning Data Submitted on this Form

Delmar J. Clark Jr., Senior Financial Analyst - Regulatory
(727) 824-6616

5. Signature of Official Submitting Report

Delmar J. Clark Jr., Senior Financial Analyst - Regulatory

6. Date Completed: January 14, 2000

Line No.	Supplier Name	Mine Location	Shipping Point	Transportation Mode	Tons	Effective Purchase Price (\$/Ton)	Additional Shorthaul & Loading Charges (\$/Ton)	Rail Rate (\$/Ton)	Other Rail Charges (\$/Ton)	River Barge Rate (\$/Ton)	Trans-loading Rate (\$/Ton)	Ocean Barge Rate (\$/Ton)	Other Water Charges (\$/Ton)	Other Related Charges (\$/Ton)	Transportation Charges (\$/Ton)	F.O.B. Plant Price (\$/Ton)
1	Consol, Inc.	08 , Ky , 133	Letcher, Ky	UR	29,331		N/A			N/A	N/A	N/A	\$0.00	\$0.00		\$41.94
2	Consol, Inc.	08 , Ky , 119	Knott, Ky	UR	19,211		N/A			N/A	N/A	N/A	\$0.00	\$0.00		\$40.49
3	A. T. Massey Coal Company	08 , Ky , 195	Pike, Ky	UR	58,244		N/A			N/A	N/A	N/A	\$0.00	\$0.00		\$41.94
4	Quaker Coal Company, Inc.	08 , Ky , 195	Pike, Ky	UR	28,252		N/A			N/A	N/A	N/A	\$0.00	\$0.00		\$40.26
5	Transfer Facility	N/A	Plaquemines Parrish, La	OB	16,191		N/A			N/A	N/A	N/A	\$0.00	\$0.00		\$44.01

**MONTHLY REPORT OF COST AND QUALITY OF COAL FOR ELECTRIC PLANTS
ORIGIN, TONNAGE, DELIVERED PRICE AND AS RECEIVED QUALITY**

1. Report for: Mo. November 1999

2. Reporting Company: Florida Power Corporation

3. Plant Name: Crystal River 4 & 5

4. Name, Title and Telephone Number of Contact
Person Concerning Data Submitted on this Form

Delmar J. Clark Jr., Senior Financial Analyst - Regulatory
(727) 824-6616

5. Signature of Official Submitting Report


Delmar J. Clark Jr., Senior Financial Analyst - Regulatory

6. Date Completed: January 14, 2000

Line No.	Supplier Name	Mine Location	Purchase Type	Transportation Mode	Tons	Effective Purchase Price (\$/Ton)	Total Transportation Cost (\$/Ton)	F.O.B. Plant Price (\$/Ton)	As Received Coal Quality			
									Percent Sulfur (%)	Btu Content (Btu/lb)	Percent Ash (%)	Percent Moisture (%)
(a)	(b)	(c)	(d)	(e)	(f)	(g)	(h)	(i)	(j)	(k)	(l)	(m)
1	Tanoma Energies	08 , Ky , 195	S	UR	9,716			\$43.11	0.74	12,750	11.05	5.19
2	Powell Mountain Coal Company	08 , Va , 105	LTC	UR	68,345			\$50.48	0.71	12,395	9.91	6.63
3	Powell Mountain Coal Company	08 , Ky , 119	LTC	UR	29,403			\$50.48	0.67	12,781	7.90	6.69
4	Franklin Coal Sales	08 , Ky , 195	LTC	UR	19,034			\$43.95	0.71	12,824	8.88	6.49
5	Enron North America	08 , Ky , 95	S	UR	9,816			\$41.35	0.55	12,733	5.72	8.78
6	Quaker Coal Company, Inc.	08 , Ky , 195	MTC	UR	29,042			\$43.00	0.68	13,053	7.27	6.56
7	Transfer Facility	N/A	MTC	OB	162,962			\$48.59	0.70	12,512	10.08	6.56

**MONTHLY REPORT OF COST AND QUALITY OF COAL FOR ELECTRIC PLANTS
ORIGIN, TONNAGE, DELIVERED PRICE AND AS RECEIVED QUALITY**

1. Report for: Mo. November 1999

2. Reporting Company: Florida Power Corporation

3. Plant Name: Crystal River 4 & 5

4. Name, Title and Telephone Number of Contact

Person Concerning Data Submitted on this Form

Delmar J. Clark Jr., Senior Financial Analyst - Regulatory
(727) 824-6616

5. Signature of Official Submitting Report

Delmar J. Clark Jr., Senior Financial Analyst - Regulatory

6. Date Completed: January 14, 2000

Line No.	Supplier Name	Mine Location	Purchase Type	Tons	F.O.B. Mine Price (\$/Ton)	Short Haul & Loading Charges (\$/Ton)	Original Invoice Price (\$/Ton)	Retro-active Price Increases (\$/Ton)	Base Price (\$/Ton)	Quality Adjustments (\$/Ton)	Effective Purchase Price (\$/Ton)
(a)	(b)	(c)	(d)	(e)	(f)	(g)	(h)	(i)	(j)	(k)	(l)
1	Tanoma Energies	08 , Ky , 195	S	9,716		\$0.00		\$0.00			
2	Powell Mountain Coal Company	08 , Va , 105	LTC	68,345		\$0.00		\$0.00			
3	Powell Mountain Coal Company	08 , Ky , 119	LTC	29,403		\$0.00		\$0.00			
4	Franklin Coal Sales	08 , Ky , 195	LTC	19,034		\$0.00		\$0.00			
5	Enron North America	08 , Ky , 95	S	9,816		\$0.00		\$0.00			
6	Quaker Coal Company, inc.	08 , Ky , 195	MTC	29,042		\$0.00		\$0.00			
7	Transfer Facility	N/A	MTC	162,962		\$0.00		N/A			

MONTHLY REPORT OF COST AND QUALITY OF COAL FOR ELECTRIC PLANTS
ORIGIN, TONNAGE, DELIVERED PRICE AND AS RECEIVED QUALITY

1. Report for: Mo. November 1999

2. Reporting Company: Florida Power Corporation

3. Plant Name: Transfer Facility - IMT

4. Name, Title and Telephone Number of Contact
Person Concerning Data Submitted on this Form

Delmar J. Clark Jr., Senior Financial Analyst - Regulatory
(727) 824-6616

5. Signature of Official Submitting Report

Delmar J. Clark Jr., Senior Financial Analyst - Regulatory

6. Date Completed: January 14, 2000

Line No.	Supplier Name	Mine Location	Purchase Type	Transportation Mode	Tons	Effective Purchase Price (\$/Ton)	Total Transportation Cost (\$/Ton)	F.O.B. Plant Price (\$/Ton)	As Received Coal Quality			
									Percent Sulfur (%)	Btu Content (Btu/lb)	Percent Ash (%)	Percent Moisture (%)
(a)	(b)	(c)	(d)	(e)	(f)	(g)	(h)	(i)	(j)	(k)	(l)	(m)
1	A. T. Massey Coal Co.	08 , Wv , 5	LTC	TR&B	45,049			\$42.10	0.73	12,543	10.79	5.34
2	Pen Coal Company	08 , Ky , 195	LTC	B	19,100			\$45.37	0.71	12,884	7.89	7.32
3	Pen Coal Company	08 , Ky , 71	LTC	B	5,077			\$45.37	0.68	12,356	9.97	7.07
4	Pen Coal Company	08 , Wv , 99	LTC	B	11,936			\$45.37	0.68	12,356	9.97	7.07
5	Diamond May Coal Co.	08 , Ky 119	S	B	29,153			\$38.35	0.72	12,828	7.80	6.51
6	Quaker Coal Company, Inc.	08 , Ky , 195	MTC	B	509			\$41.40	0.81	12,629	9.17	7.57
7	Black Hawk Synfuel LLC	08 , Wv , 39	S	B	49,090			\$36.35	0.68	12,240	11.56	7.26
8	Black Hawk Synfuel LLC	08 , Wv , 39	S	B	7,800			\$35.85	0.68	12,224	10.48	8.45

MONTHLY REPORT OF COST AND QUALITY OF COAL FOR ELECTRIC PLANTS
ORIGIN, TONNAGE, DELIVERED PRICE AND AS RECEIVED QUALITY

1. Report for: Mo. November 1999

2. Reporting Company: Florida Power Corporation

3. Plant Name: Transfer Facility - IMT

4. Name, Title and Telephone Number of Contact
Person Concerning Data Submitted on this Form

Delmar J. Clark Jr., Senior Financial Analyst - Regulatory
(727) 824-6616

5. Signature of Official Submitting Report


Delmar J. Clark Jr., Senior Financial Analyst - Regulatory

6. Date Completed: January 14, 2000

Line No.	Supplier Name	Mine Location	Purchase Type	Tons	F.O.B. Mine Price (\$/Ton)	Short Haul & Loading Charges (\$/Ton)	Original Invoice Price (\$/Ton)	Retro-active Price Increases (\$/Ton)	Base Price (\$/Ton)	Quality Adjustments (\$/Ton)	Effective Purchase Price (\$/Ton)
(a)	(b)	(c)	(d)	(e)	(f)	(g)	(h)	(i)	(j)	(k)	(l)
1	A. T. Massey Coal Co.	08 , Wv , 5	LTC	45,049		\$0.00		\$0.00			
2	Pen Coal Company	08 , Ky , 195	LTC	19,100		\$0.00		\$0.00			
3	Pen Coal Company	08 , Ky , 71	LTC	5,077		\$0.00		\$0.00			
4	Pen Coal Company	08 , Wv , 99	LTC	11,936		\$0.00		\$0.00			
5	Diamond May Coal Co.	08 , Ky 119	S	29,153		\$0.00		\$0.00			
6	Quaker Coal Company, Inc.	08 , Ky , 195	MTC	509		\$0.00		\$0.00			
7	Black Hawk Synfuel LLC	08 , Wv , 39	S	49,090		\$0.00		\$0.00			
8	Black Hawk Synfuel LLC	08 , Wv , 39	S	7,800		\$0.00		\$0.00			

MONTHLY REPORT OF COST AND QUALITY OF COAL FOR ELECTRIC PLANTS
ORIGIN, TONNAGE, DELIVERED PRICE AND AS RECEIVED QUALITY

1. Report for: Mo. November 1999

2. Reporting Company: Florida Power Corporation

3. Plant Name: Transfer Facility - IMT

4. Name, Title and Telephone Number of Contact

Person Concerning Data Submitted on this Form

Delmar J. Clark Jr., Senior Financial Analyst - Regulatory
(727) 824-6616

5. Signature of Official Submitting Report


Delmar J. Clark Jr., Senior Financial Analyst - Regulatory

6. Date Completed: January 14, 2000

Line No.	Supplier Name	Mine Location	Shipping Point	Transportation Mode	Tons	Effective Purchase Price (\$/Ton)	Additional Shorthaul & Loading Charges (\$/Ton)	Rail Rate (\$/Ton)	Other Rail Charges (\$/Ton)	River Barge Rate (\$/Ton)	Trans-loading Rate (\$/Ton)	Ocean Barge Rate (\$/Ton)	Other Water Charges (\$/Ton)	Other Related Charges (\$/Ton)	Transportation Charges (\$/Ton)	F.O.B. Plant Price (\$/Ton)
(a)	(b)	(c)	(d)	(e)	(f)	(g)	(h)	(i)	(j)	(k)	(l)	(m)	(n)	(o)	(p)	(q)
1	A. T. Massey Coal Co.	08 , Wv ,	5 Boone, Wv	TR&B	45,049		N/A	N/A	N/A	N/A	N/A	N/A	N/A	N/A		\$42.10
2	Pen Coal Company	08 , Ky ,	195 Pike, Ky	B	19,100		N/A	N/A	N/A	N/A	N/A	N/A	N/A	N/A		\$45.37
3	Pen Coal Company	08 , Ky ,	71 Floyd, Ky	B	5,077		N/A	N/A	N/A	N/A	N/A	N/A	N/A	N/A		\$45.37
4	Pen Coal Company	08 , Wv ,	99 Wayne, Wv	B	11,936		N/A	N/A	N/A	N/A	N/A	N/A	N/A	N/A		\$45.37
5	Diamond May Coal Co.	08 , Ky	119 Knott, Ky	B	29,153		N/A	N/A	N/A	N/A	N/A	N/A	N/A	N/A		\$38.35
6	Quaker Coal Company, Inc.	08 , Ky ,	195 Pike, Ky	B	509		N/A	N/A	N/A	N/A	N/A	N/A	N/A	N/A		\$41.40
7	Black Hawk Synfuel LLC	08 , Wv ,	39 Kanawha, Wv	B	49,090		N/A	N/A	N/A	N/A	N/A	N/A	N/A	N/A		\$36.35
8	Black Hawk Synfuel LLC	08 , Wv ,	39 Kanawha, Wv	B	7,800		N/A	N/A	N/A	N/A	N/A	N/A	N/A	N/A		\$35.85

**MONTHLY REPORT OF COST AND QUALITY OF COAL FOR ELECTRIC PLANTS
REPORT OF ADJUSTMENTS TO PREVIOUS COAL DELIVERIES**

1. Report for: Mo. November 1999

2. Reporting Company: Florida Power Corporation

3. Plant Name: Crystal River 1 & 2

4. Name, Title and Telephone Number of Contact
Person Concerning Data Submitted on this Form

Delmar J. Clark Jr., Senior Financial Analyst - Regulatory
(727) 824-6616

5. Signature of Official Submitting Report

Delmar J. Clark Jr., Senior Financial Analyst - Regulatory

6. Date Completed: January 14, 2000

Line No.	Month Reported	Form Plant Name	Intended Generating Plant	Supplier	Original Line Number	Old Volume (tons)	Form No.	Column Title	Old Value	New Value	New F.O.B. Plant Price	Reason for Revision
(a)	(b)	(c)	(d)	(e)	(f)	(g)	(h)	(i)	(j)	(k)	(l)	(m)
1	07/99	CR1&2	CR1&2	Consol, Inc.	1	9,653	2A	(k) Quality Adjustments			\$41.10	Quality Adjustment
2	07/99	CR1&2	CR1&2	Consol, Inc.	2	48,702	2A	(k) Quality Adjustments			\$41.10	Quality Adjustment
3	08/99	CR1&2	CR1&2	Consol, Inc.	3	9,772	2A	(k) Quality Adjustments			\$40.80	Quality Adjustment
4	08/99	CR1&2	CR1&2	Consol, Inc.	1	9,776	2A	(k) Quality Adjustments			\$40.99	Quality Adjustment
5	08/99	CR1&2	CR1&2	Consol, Inc.	2	49,083	2A	(k) Quality Adjustments			\$40.99	Quality Adjustment
6	09/99	CR1&2	CR1&2	Consol, Inc.	1	38,969	2A	(k) Quality Adjustments			\$40.87	Quality Adjustment
7	09/99	CR1&2	CR1&2	Consol, Inc.	2	19,412	2A	(k) Quality Adjustments			\$41.31	Quality Adjustment
8	10/99	CR1&2	CR1&2	Consol, Inc.	1	39,021	2A	(k) Quality Adjustments			\$40.85	Quality Adjustment
9	09/99	CR1&2	CR1&2	Woodruff Coal Company	5	9,317	2A	(k) Quality Adjustments			\$39.82	Quality Adjustment

MONTHLY REPORT OF COST AND QUALITY OF COAL FOR ELECTRIC PLANTS
 REPORT OF ADJUSTMENTS TO PREVIOUS COAL DELIVERIES

1. Report for: Mo. November 1999

2. Reporting Company: Florida Power Corporation

3. Plant Name: Crystal River 4 & 5

4. Name, Title and Telephone Number of Contact
 Person Concerning Data Submitted on this Form
 Delmar J. Clark Jr., Senior Financial Analyst - Regulatory
 (727) 824-6616

5. Signature of Official Submitting Report

Delmar J. Clark Jr., Senior Financial Analyst - Regulatory

6. Date Completed: January 14, 2000

Line No.	Month Reported	Form Plant Name	Intended Generating Plant	Supplier	Original Line Number	Old Volume (tons)	Form No.	Column Title	Old Value	New Value	New F.O.B. Plant Price	Reason for Revision
(a)	(b)	(c)	(d)	(e)	(f)	(g)	(h)	(i)	(j)	(k)	(l)	(m)
1	08/99	CR4&5	CR4&5	Consol, Inc.	1	9,859	2A	(k) Quality Adjustments			\$44.71	Quality Adjustment

**MONTHLY REPORT OF COST AND QUALITY OF COAL FOR ELECTRIC PLANTS
REPORT OF ADJUSTMENTS TO PREVIOUS COAL DELIVERIES**

1. Report for: Mo. November 1999

2. Reporting Company: Florida Power Corporation

3. Plant Name: Transfer Facility - IMT

4. Name, Title and Telephone Number of Contact
Person Concerning Data Submitted on this Form
Delmar J. Clark Jr., Senior Financial Analyst - Regulatory
(727) 824-6616

5. Signature of Official Submitting Report



Delmar J. Clark Jr., Senior Financial Analyst - Regulatory

6. Date Completed: January 14, 2000

Line No.	Month Reported	Form Plant Name	Intended Generating Plant	Supplier	Original Line Number	Old Volume (tons)	Form No.	Column Title	Old Value	New Value	New F.O.B. Plant Price	Reason for Revision
(a)	(b)	(c)	(d)	(e)	(f)	(g)	(h)	(i)	(j)	(k)	(l)	(m)

NONE