



Writer's Direct Dial:
(561) 691-7101

R. Wade Litchfield
Senior Attorney
Florida Authorized House Counsel
Florida Power & Light Company
700 Universe Boulevard
Juno Beach, FL 33408-0420
(561) 691-7135 (Facsimile)

ORIGINAL

August 1, 2000

VIA HAND DELIVERY

Blanca S. Bayó, Director
Division of Records and Reporting
Florida Public Service Commission
Betty Easley Conference Center
Room 110
2540 Shumard Oak Boulevard
Tallahassee, Florida 32399-0850

RECEIVED-FPSC
00 AUG - 1 PM 2:53
RECORDS AND REPORTING

Re: Docket No. 000001-EI; Monthly Fuel Filings

Dear Ms. Bayó:

Enclosed herewith for filing is the original and five (5) copies of the following monthly fuel reports for FPL:

- (a) FPSC Forms 423-1, 423-1(a) and 423-1(b) for the month of May 2000;
- (b) FPSC Forms 423-2, 423-2(a), and 423-2(b) for Plant Scherer for the month of April 2000; and
- (c) FPSC Forms 423-2, 423-2(a), and 423-2(b) for St. Johns River Power Park for the month of May 2000.

FPL's Request for Confidential Classification of the information removed from Form 423-1(a) is being filed under separate cover.

Should you have any questions regarding this filing, please contact me at (561) 691-7101.

APP _____
 CAF _____
 CMP _____
 COM _____
 CTR _____
 ECR _____
 LEG _____
 OPC _____
 PAI _____
 RGO _____
 SEC _____
 SER _____
 OTH _____

RECEIVED & FILED

FPSC-BUREAU OF RECORDS

DOCUMENT NUMBER-DATE

09289 AUG-18

FPSC-RECORDS/REPORTING

Blanca S. Bayó, Director
Division of Records and Reporting
Florida Public Service Commission
August 1, 2000
Page 2

Thanking you for your attention to this matter, I remain,

Sincerely,



R. Wade Litchfield

RWL/jsb
Enclosures

cc: Service List

MONTHLY REPORT OF COST AND QUALITY OF FUEL OIL FOR ELECTRIC PLANTS
ORIGIN, VOLUME, DELIVERED PRICE AND AS RECEIVED QUANTITY

1. REPORTING MONTH: MAY YEAR: 2000

2. REPORTING COMPANY: FLORIDA POWER & LIGHT COMPANY

3. NAME, TITLE TELEPHONE NUMBER OF CONTACT PERSON CONCERNING DATA
SUBMITTED ON THIS FORM: RITA MCLELLAN, REGULATORY AFFAIRS, (305) 552-40694. SIGNATURE OF OFFICIAL SUBMITTING REPORT: 

5. DATE COMPLETED: 07/14/2000


LINE NO	PLANT	SUPPLIER	SHIPPING POINT	PURCHASE TYPE	DELIVERY LOCATION	DELIVERY DATE	TYPE OIL	SULFUR (%)	BTU CONTENT (BTU / GAL)	VOLUME (BBLs)	PRICE (\$/BBL)
1	MANATEE	COASTAL	HOUSTON	MTC	PORT MANATEE	05/16/2000	F06	0.95	149952	274412	24.8060
2	MANATEE	COASTAL	HOFT	MTC	PORT MANATEE	05/23/2000	F06	1.00	151500	274903	26.1150
3	MANATEE	COASTAL	IMTT ST ROSE, LA	MTC	PORT MANATEE	05/31/2000	F06	0.73	151071	279380	26.9750
4	MANATEE	COASTAL	HOUSTON	MTC	PORT MANATEE	05/08/2000	F06	1.00	152190	273738	25.0350
5	FT. MYERS	FAMM	IMTT ST ROSE, LA	MTC	BOCA GRANDE	05/24/2000	F06	1.70	152905	102098	24.4650
6	MANATEE	FAMM	IMTT ST ROSE, LA	MTC	PORT MANATEE	05/04/2000	F06	0.88	153714	113573	24.7460
7	CAPE CANAVERAL	NOVARCO	IMTT ST ROSE, LA	MTC	PORT CANAVERAL	05/07/2000	F06	0.94	151000	97481	25.4080
8	CAPE CANAVERAL	NOVARCO	HOUSTON	MTC	PORT CANAVERAL	05/29/2000	F06	1.60	150738	230987	26.1360
9	SANFORD	NOVARCO	IMTT ST ROSE, LA	MTC	JACKSONVILLE	05/09/2000	F06	1.00	151000	136121	25.4080
10	PT. EVERGLADES	COASTAL	TRINIDAD	S	PORT EVERGLADES	05/05/2000	F06	1.72	150071	85080	22.6170
11	MANATEE	GLENCORE	ST ROSE, LA	S	PORT MANATEE	05/19/2000	F06	0.95	153619	114630	25.4920
12	MARTIN	NOVARCO	IMTT ST ROSE	S	PALM BEACH	05/01/2000	F06	1.20	152500	60874	24.5400
13	MARTIN	NOVARCO	IMTT STROSE	S	PALM BEACH	05/13/2000	F06	0.99	152548	73686	25.2400
14	MARTIN	NOVARCO	HOUSTON	S	PALM BEACH	05/31/2000	F06	0.95	151119	25312	27.0820
15	PT. EVERGLADES	NOVARCO	IMTT ST ROSE, LA	S	PORT EVERGLADES	05/09/2000	F06	0.99	152214	144111	25.3570
16	PT. EVERGLADES	NOVARCO	IMTT ST ROSE, LA	S	PORT EVERGLADES	05/19/2000	F06	0.90	152048	145267	26.0320
17	RIVIERA	NOVARCO	IMTT ST ROSE, LA	S	RIVIERA	05/02/2000	F06	1.20	152500	56779	24.5400
18	RIVIERA	NOVARCO	IMTT ST ROSE	S	RIVIERA	05/13/2000	F06	0.99	152595	44658	25.2400
19	TURKEY POINT	NOVARCO	IMTT ST ROSE	S	FISHER ISLAND	05/24/2000	F06	0.95	152262	118008	26.4200
20	SANFORD	STEUART	ST CROIX	S	JACKSONVILLE	05/21/2000	F06	0.90	152357	81410	23.8220
21	SANFORD	STEUART	TRINIDAD	S	JACKSONVILLE	05/26/2000	F06	1.80	150810	145408	25.0610
22	FT. MYERS	COASTAL	NA-TRUCK DELIVERY			05/07/2000	FO3	N/A	N/A	88728	31.3320
23	PT. EVERGLADES	AMERIGAS	NA-TRUCK DELIVERY	STC		05/12/2000	PRO	N/A	N/A	10	42.0870
24	PT. EVERGLADES	AMERIGAS	NA-TRUCK DELIVERY	STC		05/25/2000	PRO	N/A	N/A	7	42.0880
25	RIVIERA	AMERIGAS	NA-TRUCK DELIVERY	STC		05/09/2000	PRO	N/A	N/A	8	90.9470
26	RIVIERA	AMERIGAS	NA-TRUCK DELIVERY	STC		05/26/2000	PRO	N/A	N/A	8	90.9014
27	TURKEY POINT	AMERIGAS	NA-TRUCK DELIVERY	STC		05/12/2000	PRO	N/A	N/A	6	42.3320

MONTHLY REPORT OF COST AND QUALITY OF FUEL OIL FOR ELECTRIC PLANTS
ORIGIN, VOLUME, DELIVERED PRICE AND AS RECEIVED QUANTITY

1. REPORTING MONTH: MAY YEAR: 2000

2. REPORTING COMPANY: FLORIDA POWER & LIGHT COMPANY

3. NAME, TITLE, TELEPHONE NUMBER OF CONTACT PERSON CONCERNING DATA
SUBMITTED ON THIS FORM: RITA MCLELLAN, REGULATORY AFFAIRS, (905) 552-4069

4. SIGNATURE OF OFFICIAL SUBMITTING REPORT: 

5. DATE COMPLETED: 07/14/2000

LINE NO	PLANT	SUPPLIER	SHIPPING POINT	PURCHASE TYPE	DELIVERY LOCATION	DELIVERY DATE	TYPE OIL	SULFUR (%)	BTU CONTENT (BTU / GAL)	VOLUME (BBL)	PRICE (\$/BBL)
28	MARTIN	INDIANTOWN	NA-TRUCK DELIVERY	STC		05/18/2000	PRO	N/A	N/A	16	38.2200
29	MANATEE	SUBURBAN	NA-TRUCK DELIVERY	STC		05/05/2000	PRO	N/A	N/A	10	41.5840
30	MANATEE	SUBURBAN	NA-TRUCK DELIVERY	STC		05/12/2000	PRO	N/A	N/A	8	41.4950
31	CAPE CANAVERAL	SUBURBAN	NA-TRUCK DELIVERY	STC		05/23/2000	PRO	N/A	N/A	7	41.5860
32	SANFORD	SUBURBAN	NA-TRUCK DELIVERY	STC		05/05/2000	PRO	N/A	N/A	10	44.7580
33	MANATEE	SUBURBAN	NA-TRUCK DELIVERY	STC		05/19/2000	PRO	N/A	N/A	6	41.5090
34	MANATEE	SUBURBAN	NA-TRUCK DELIVERY	STC		05/26/2000	PRO	N/A	N/A	3	41.7960
35	MANATEE	SUBURBAN	NA-TRUCK DELIVERY	STC		05/30/2000	PRO	N/A	N/A	4	46.9290

EDITED COPY

MONTHLY REPORT OF COST AND QUALITY OF FUEL OIL FOR ELECTRIC PLANTS

FPSC FORM NO. 423-1 (a)

DETAIL OF INVOICE AND TRANSPORTATION CHARGES

1. REPORTING MONTH: MAY YEAR: 2000

3. NAME, TITLE, TELEPHONE NUMBER OF CONTACT PERSON CONCERNING DATA
SUBMITTED ON THIS FORM: RITA MCLELLAN, REGULATORY AFFAIRS, (305) 552 - 4069

2. REPORTING COMPANY: FLORIDA POWER LIGHT COMPANY

4. SIGNATURE OF OFFICIAL SUBMITTING REPORT: *Paul A. Kern*

5. DATE COMPLETED: 07/14/2000

(A)	(B)	(C)	(D)	(E)	(F)	(G)	(H)	(I)	(J)	(K)	(L)	(M)	(N)	(O)	(P)	(Q)	(R)
LINE NO.	PLANT	SUPPLIER	DELIVERY LOCATION	DELIVERY DATE	TYPE OIL	VOLUME (BBLs)	INVOICE PRICE (\$/BBL)	INVOICE AMOUNT (\$)	DISCOUNT (\$)	NET AMOUNT (\$)	NET PRICE (\$/BBL)	QUALITY ADJUST. (\$/BBL)	EFFECTIVE PUR PRICE (\$/BBL)	TRANSP TO TERM (\$/BBL)	ADDITIONAL TRANS CHGS (\$/BBL)	OTHER CHGS (\$/BBL)	DELIVERED PRICE (\$/BBL)
1	MANATEE	COASTAL	PORT MANATEE	05/16/200	F06	274412											25.0417
2	MANATEE	COASTAL	PORT MANATEE	05/23/200	F06	274903											26.3507
3	MANATEE	COASTAL	PORT MANATEE	05/31/200	F06	279380											27.2107
4	MANATEE	COASTAL	PORT MANATEE	05/08/200	F06	273738											25.2707
5	FT. MYERS	FAMM	BOCA GRANDE	05/24/200	F06	102098											24.8658
6	MANATEE	FAMM	PORT MANATEE	05/04/200	F06	113573											24.9817
7	CAPE CANAVERAL	NOVARCO	PORT CANAVERAL	05/07/200	F06	97481											25.9645
8	CAPE CANAVERAL	NOVARCO	PORT CANAVERAL	05/29/200	F06	230987											26.6925
9	SANFORD	NOVARCO	JACKSONVILLE	05/09/200	F06	136121											26.6751
10	PT. EVERGLADES	COASTAL	PORT EVERGLADES	05/05/200	F06	85080											22.8612
11	MANATEE	GLENCORE	PORT MANATEE	05/19/200	F06	114630											25.7277
12	MARTIN	NOVARCO	PALM BEACH	05/01/200	F06	60874											24.9779
13	MARTIN	NOVARCO	PALM BEACH	05/13/200	F06	73686											25.6779
14	MARTIN	NOVARCO	PALM BEACH	05/31/200	F06	25312											27.5199
15	PT. EVERGLADES	NOVARCO	PORT EVERGLADES	05/09/200	F06	144111											25.6012
16	PT. EVERGLADES	NOVARCO	PORT EVERGLADES	05/19/200	F06	145267											26.2762
17	RIVIERA	NOVARCO	RIVIERA	05/02/200	F06	56779											24.7320
18	RIVIERA	NOVARCO	RIVIERA	05/13/200	F06	44658											25.4320
19	TURKEY POINT	NOVARCO	FISHER ISLAND	05/24/200	F06	118008											27.2029
20	SANFORD	STEUART	JACKSONVILLE	05/21/200	F06	81410											25.0891
21	SANFORD	STEUART	JACKSONVILLE	05/26/200	F06	145408											26.3281
22	FT. MYERS	COASTAL		05/07/200	FO3	88728											31.3320
23	PT. EVERGLADES	AMERIGAS		05/12/200	PRO	10	42.0870	421	0	421	42.0870	0.0000	42.0870	0.0000	0.0000	0.0000	42.0870
24	PT. EVERGLADES	AMERIGAS		05/25/200	PRO	7	42.0880	295	0	295	42.0880	0.0000	42.0880	0.0000	0.0000	0.0000	42.0880
25	RIVIERA	AMERIGAS		05/09/200	PRO	8	90.9470	728	0	728	90.9470	0.0000	90.9470	0.0000	0.0000	0.0000	90.9470
26	RIVIERA	AMERIGAS		05/26/200	PRO	8	90.9014	727	0	727	90.9014	0.0000	90.9014	0.0000	0.0000	0.0000	90.9014
27	TURKEY POINT	AMERIGAS		05/12/200	PRO	6	42.3320	254	0	254	42.3320	0.0000	42.3320	0.0000	0.0000	0.0000	42.3320
28	MARTIN	INDIANTOWN		05/18/200	PRO	16	38.2200	612	0	612	38.2200	0.0000	38.2200	0.0000	0.0000	0.0000	38.2200
29	MANATEE	SUBURBAN		05/05/200	PRO	10	41.5840	416	0	416	41.5840	0.0000	41.5840	0.0000	0.0000	0.0000	41.5840
30	MANATEE	SUBURBAN		05/12/200	PRO	8	41.4950	332	0	332	41.4950	0.0000	41.4950	0.0000	0.0000	0.0000	41.4950

MONTHLY REPORT OF COST AND QUALITY OF FUEL OIL FOR ELECTRIC PLANTS
 DETAIL OF INVOICE AND TRANSPORTATION CHARGES

FPSC FORM NO. 423-1 (a)

1. REPORTING MONTH: MAY YEAR: 2000

2. REPORTING COMPANY: FLORIDA POWER LIGHT COMPANY

3. NAME, TITLE TELEPHONE NUMBER OF CONTACT PERSON CONCERNING DATA
 SUBMITTED ON THIS FORM: RITA MCLELLAN, REGULATORY AFFAIRS, (305) 532 - 4069

4. SIGNATURE OF OFFICIAL SUBMITTING REPORT: *Paul A. Kam*

5. DATE COMPLETED: 07/14/2000

(A)	(B)	(C)	(D)	(E)	(F)	(G)	(H)	(I)	(J)	(K)	(L)	(M)	(N)	(O)	(P)	(Q)	(R)
LINE NO.	PLANT	SUPPLIER	DELIVERY LOCATION	DELIVERY DATE	TYPE OIL	VOLUME (BBL)	INVOICE PRICE (\$/BBL)	INVOICE AMOUNT (\$)	DISCOUNT (\$)	NET AMOUNT (\$)	NET PRICE (\$/BBL)	QUALITY ADJUST. (\$/BBL)	EFFECTIVE PUR PRICE (\$/BBL)	TRANSP TO TERM (\$/BBL)	ADDITIONAL TRANS CHGS (\$/BBL)	OTHER CHGS (\$/BBL)	DELIVERED PRICE (\$/BBL)
31	CAPE CANAVERAL	SUBURBAN		05/23/200	PRO	7	41.5860	291	0	291	41.5860	0.0000	41.5860	0.0000	0.0000	0.0000	41.5860
32	SANFORD	SUBURBAN		05/05/200	PRO	10	44.7580	448	0	448	44.7580	0.0000	44.7580	0.0000	0.0000	0.0000	44.7580
33	MANATEE	SUBURBAN		05/19/200	PRO	6	41.5090	249	0	249	41.5090	0.0000	41.5090	0.0000	0.0000	0.0000	41.5090
34	MANATEE	SUBURBAN		05/26/200	PRO	3	41.7960	125	0	125	41.7960	0.0000	41.7960	0.0000	0.0000	0.0000	41.7960
35	MANATEE	SUBURBAN		05/30/200	PRO	4	46.9290	188	0	188	46.9290	0.0000	46.9290	0.0000	0.0000	0.0000	46.9290


FPSC FORM NO. 423-1(b)

MONTHLY REPORT OF COST AND QUALITY OF FUEL OIL FOR ELECTRIC PLANTS
REPORT OF ADJUSTMENTS TO PREVIOUS OIL DELIVERIES

1. REPORTING MONTH: MAY YEAR: 2000

3. NAME, TITLE, & TELEPHONE NUMBER OF CONTACT PERSON CONCERNING DATA
SUBMITTED ON THIS FORM: RITA McLELLAN, REGULATORY AFFAIRS,

2. REPORTING COMPANY: FLORIDA POWER & LIGHT COMPANY

4. SIGNATURE OF OFFICIAL SUBMITTING REPORT: 

5. DATE COMPLETED: 07/14/2000

LINE NO.	MONTH REPORTED	FORM PLANT NAME	SUPPLIER	ORIGINAL LINE NUMBER	OLD VOLUME (BBLs)	FORM NO.	COLUMN DESIGNATOR & TITLE	OLD VALUE	NEW VALUE	NEW DELIVERED PRICE (\$/BBL)	REASON FOR REVISION
(A)	(B)	(C)	(D)	(E)	(F)	(G)	(H)	(I)	(J)	(K)	(L)
1	NONE										

**MONTHLY REPORT OF COST AND QUALITY OF COAL FOR ELECTRIC PLANTS
ORIGIN, TONNAGE, DELIVERED PRICE, AND AS RECEIVED QUALITY**

1. Reporting Month: **April** Year: **2000**
 2. Reporting Company: **FLORIDA POWER & LIGHT COMPANY**
 3. Plant Name: **R.W.SCHERER**

4. Name, Title & Telephone Number of Contact Person Concerning Data Submitted on this Form: Michael J. Frank, Principal Accountant (912) 994-0022, ext. 3904.

5. Signature of Official Submitting Report: *Kenneth J Brockway*

6. Date Completed: 20-Jun-00

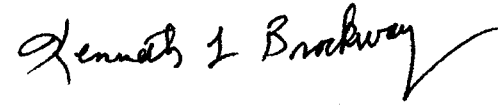
Line No.	Supplier Name	Mine Location	Purchase Type	Transport Mode	Tons	Purchase Price (\$/Ton)	Effective Transport Charges (\$/Ton)	Total FOB Plant Price (\$/Ton)	Sulfur Content (%)	Btu Content (Btu/lb)	Ash Content (%)	Moisture Content (%)
(a)	(b)	(c)	(d)	(e)	(f)	(g)	(h)	(i)	(j)	(k)	(l)	(m)
(1)	AEI COAL SALES	08/KY/159	MTC	UR	25,404.98	48.181	12.51	60.691	0.61	12,775	8.42	5.66
(2)	KENNECOTT	19/WY/005	S	UR	102,756.84	4.646	21.52	26.166	0.19	8,805	5.12	26.72
(3)	JACOBS RANCH	19/WY/005	S	UR	138,763.81	4.225	21.52	25.745	0.35	8,694	5.19	28.05
(4)	AEI COAL SALES	08/KY/195	MTC	UR	4,847.73	46.553	12.23	58.783	0.71	12,286	11.49	5.84

**MONTHLY REPORT OF COST AND QUALITY OF COAL FOR ELECTRIC PLANTS
DETAILED PURCHASED COAL INVOICE INFORMATION**

1. Reporting Month: **April** Year: **2000**
 2. Reporting Company: **FLORIDA POWER & LIGHT COMPANY**
 3. Plant Name: **R.W.SCHERER**

4. Name, Title & Telephone Number of Contact Person Concerning Data
 Submitted on this Form: Michael J. Frank, Principal Accountant
 (912) 994-0022, ext. 3904.

5. Signature of Official Submitting Report:



6. Date Completed: 20-Jun-00

Line No.	Supplier Name	Mine Location	Purch. Type	Tons	FOB Mine Price (\$/Ton)	Shorthaul & Loading Charges (\$/Ton)	Original Invoice Price (\$/Ton)	Retroactive Price Increase (\$/Ton)	Base Price (\$/Ton)	Quality Adjustments (\$/Ton)	Effective Purchase Price (\$/Ton)
(a)	(b)	(c)	(d)	(e)	(f)	(g)	(h)	(i)	(j)	(k)	(l)
(1)	AEI COAL SALES	08/KY/159	MTC	25,404.98	44.694	-	44.694	-	44.694	3.487	48.181
(2)	KENNECOTT ENERGY	19/WY/005	S	102,756.84	4.644	-	4.644	-	4.644	0.002	4.646
(3)	JACOBS RANCH	19/WY/005	S	138,763.81	4.227	-	4.227	-	4.227	(0.002)	4.225
(4)	AEI COAL SALES	08/KY/195	MTC	4,847.73	45.261	-	45.261	-	45.261	1.292	46.553

**MONTHLY REPORT OF COST AND QUALITY OF COAL FOR ELECTRIC PLANTS
DETAILED TRANSPORTATION INVOICE INFORMATION**

1. Reporting Month: **April** Year: **2000**
 2. Reporting Company: **FLORIDA POWER & LIGHT COMPANY**
 3. Plant Name: **R.W.SCHERER**

4. Name, Title & Telephone Number of Contact Person Concerning Data
 Submitted on this Form: Michael J. Frank, Principal Accountant
 (912) 994-0022, ext. 3904.

5. Signature of Official Submitting Report: *Kenneth J. Broadway*

6. Date Completed: 20-Jun-00

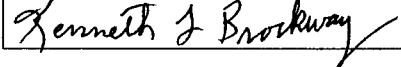
Line No.	Supplier Name	Mine Location	Shipping Point	Transport Mode	Tons	Effective Purchase Price (\$/Ton)	Additional Shorthaul & Loading Charges (\$/Ton)	Rail Charges		Waterborne Charges					Total Transportation Charges (\$/Ton)	FOB Plant Price (\$/Ton)
								Rail Rate (\$/Ton)	Other Rail Charges (\$/Ton)	River Barge Rate (\$/Ton)	Trans-loading Rate (\$/Ton)	Ocean Barge Rate (\$/Ton)	Other Water Charges (\$/Ton)	Other Related Charges (\$/Ton)		
(a)	(b)	(c)	(d)	(e)	(f)	(g)	(h)	(i)	(j)	(k)	(l)	(m)	(n)	(o)	(p)	(q)
(1)	AEI COAL SALES	08/KY/159	PONTIKI, KY.	UR	25,404.98	48.181	-	12.51	-	-	-	-	-	-	12.51	60.691
(2)	KENNECOTT	19/WY/005	CONVERSE JCTN WY	UR	102,756.84	4.646	-	21.52	-	-	-	-	-	-	21.52	26.166
(3)	JACOBS RANCH	19/WY/005	JACOBS JCTN, WY.	UR	138,763.81	4.225	-	21.52	-	-	-	-	-	-	21.52	25.745
(4)	AEI COAL SALES	08/KY/195	THOMAS, KY.	UR	4,847.73	46.553	-	12.23	-	-	-	-	-	-	12.23	58.783

**MONTHLY REPORT OF COST AND QUALITY OF COAL FOR ELECTRIC PLANTS
ORIGIN, TONNAGE, DELIVERED PRICE AND AS RECEIVED QUALITY**

1. Report For Month/Yr: **May 2000**

4. Name, Title & Telephone Number of Contact
Person Concerning Data Submitted on this Form: **Rita McLellan (305) 552-4069**

2. Reporting Company: **Florida Power & Light**

5. Signature of Official Submitting Report: 

3. Plant Name: **St. Johns River Power Park (SJRPP)**

6. Date Completed: **June 5, 2000**

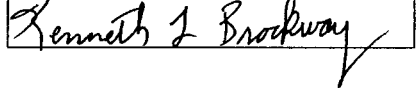
Line No.	Supplier Name	Mine Location	Purchase Type	Transportation Mode	Tons	Effective Purchase Price (\$/Ton)	Total Trans Cost (\$/Ton)	FOB Plant Price (\$/Ton)	As Received Coal Quality			
									Sulfur Content (%)	Btu Content (Btu/lb)	Ash Content (%)	Moisture Content (%)
(a)	(b)	(c)	(d)	(e)	(f)	(g)	(h)	(i)	(j)	(k)	(l)	(m)
1	James River Coal Sales, Inc.	08,KY,095	LTC	UR	18,060	28.60	16.83	45.43	1.35	12,837	8.60	5.50
2	Consolidation Coal Company	08,KY,133	S	UR	1,990	23.35	17.71	41.06	1.27	13,088	7.90	5.60
3	Arch Coal Sales	08,KY,195	LTC	UR	5,924	24.64	16.65	41.29	1.48	12,802	10.10	4.90

**MONTHLY REPORT OF COST AND QUALITY OF COAL FOR ELECTRIC PLANTS
DETAIL OF INVOICE PURCHASE PRICE**

1. Report For Month/Yr: **May 2000**

4. Name, Title & Telephone Number of Contact
Person Concerning Data Submitted on this Form: **Rita McLellan (305) 552-4069**

2. Reporting Company: **Florida Power & Light**

5. Signature of Official Submitting Report: 

3. Plant Name: **St. Johns River Power Park (SJRPP)**

6. Date Completed: **June 5, 2000**

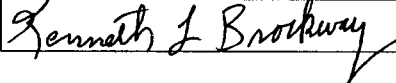
Line No.	Supplier Name	Mine Location	Purchase Type	Tons	FOB Mine Price (\$/Ton)	Short Haul & Loading Charge (\$/Ton)	Original Invoice Price (\$/Ton)	Retro-active Price Increases (\$/Ton)	Base Price (\$/Ton)	Quality Adjustments (\$/Ton)	Effective Purchase Price (\$/Ton)
(a)	(b)	(c)	(d)	(e)	(f)	(g)	(h)	(i)	(j)	(k)	(l)
1	James River Coal Sales,	08,KY,095	LTC	18,060	28.60	0.00	28.60	0.00	28.60	0.00	28.60
2	Consolidation Coal Compa	08,KY,133	S	1,990	23.35	0.00	23.35	0.00	23.35	0.00	23.35
3	Arch Coal Sales	08,KY,195	LTC	5,924	24.64	0.00	24.64	0.00	24.64	0.00	24.64

**MONTHLY REPORT OF COST AND QUALITY OF COAL FOR ELECTRIC PLANTS
DETAIL OF TRANSPORTATION CHARGES**

1. Report For Month/Yr: **May 2000**

4. Name, Title & Telephone Number of Contact
Person Concerning Data Submitted on this Form: **Rita McLellan (305) 552-4069**

2. Reporting Company: **Florida Power & Light**

5. Signature of Official Submitting Report: 

3. Plant Name: **St. Johns River Power Park (SJRPP)**

6. Date Completed: **June 5, 2000**

Line No.	Supplier Name	Mine Location	Shipping Point	Transportation Mode	Tons	Effective Purchase Price (\$/Ton)	Short Haul & Loading Charge (\$/Ton)	Rail Charges			Waterborne Charges				Total Transport Charges (\$/Ton)	FOB Plant Price (\$/Ton)
								Rail Rate (\$/Ton)	Other Rail Charges (\$/Ton)	River Barge Rate (\$/Ton)	Trans-loading Rate (\$/Ton)	Ocean Barge Rate (\$/Ton)	Other Water Charges (\$/Ton)	Related Charges (\$/Ton)		
(a)	(b)	(c)	(d)	(e)	(f)	(g)	(h)	(i)	(j)	(k)	(l)	(m)	(n)	(o)	(p)	(q)
1	James River Coal Sales,	08,KY,095	CLOVER	UR	18,060	28.60	0.00	16.83	0.00	0.00	0.00	0.00	0.00	0.00	16.83	45.43
2	Consolidation Coal Compa	08,KY,133	MILL CREEK	UR	1,990	23.35	0.00	17.71	0.00	0.00	0.00	0.00	0.00	0.00	17.71	41.06
3	Arch Coal Sales	08,KY,195	PRAISE	UR	5,924	24.64	0.00	16.65	0.00	0.00	0.00	0.00	0.00	0.00	16.65	41.29

NOTES: 1) SJRPP reported coal volumes represent FPL's 20% share of total receipts.

CERTIFICATE OF SERVICE

I, THE UNDERSIGNED COUNSEL, HEREBY CERTIFY that copies of Florida Power & Light Company's Forms 423-1, 423-1(a) edited, and 423-1(b) for the month of May 2000; 423-2, 423-2(a), and 423-2(b) for the month of April 2000 for Plant Scherer; and 423-2, 423-2(a), and 423-2(b) for the month of May 2000 for St. Johns River Power Park, have been served via first class mail, postage prepaid to the parties listed below, this 1st day of August, 2000:

Bob Elias, Chief
Bureau of Electric & Gas
Division of Legal Services
Florida Public Service Commission
Gerald L. Gunter Building - Third Floor
2540 Shumard Oak Boulevard
Tallahassee, FL 32399-0850

Joseph A. McGlothlin, Esquire
Vicki Gordon Kaufman, Esquire
McWhirter, Reeves, McGlothlin,
Davidson, Etc.
117 S. Gadsden Street
Tallahassee, FL 32301

G. Edison Holland, Esquire
Beggs & Lane
P.O. Box 12950
Pensacola, FL 32576

Jack Shreve, Esquire
Office of Public Counsel
111 W. Madison Street
Room 812
Tallahassee, FL 32399-1400

Major Gary A. Enders
United States Air Force
HQ USAF/ULT, STOP 21
Tyndall AFB, FL 32403-6001


Lee L. Wills, Esquire
James D. Beasley, Esquire
Ausley, McMullen, McGehee,
Carothers & Proctor
P.O. Box 391
Tallahassee, FL 32302

Kenneth Hoffman, Esquire
Rutledge, Ecenia, Underwood
Purnell & Hoffman, P.A.
P.O. Box 551
Tallahassee, FL 32301-0551

Lee G. Schmudde, Esquire
Reedy Creek Utilities, Inc.
P.O. Box 40
Lake Buena Vista, FL 32830

Occidental Chemical Corporation
Energy Group
P.O. Box 809050
Dallas, TX 75380-9050

James A. McGee, Esquire
P.O. Box 14042
St. Petersburg, FL 33733


R. Wade Litchfield