

# AUSLEY & McMULLEN

ATTORNEYS AND COUNSELORS AT LAW

227 SOUTH CALHOUN STREET  
P.O. BOX 391 (ZIP 32302)  
TALLAHASSEE, FLORIDA 32301  
(850) 224-9115 FAX (850) 222-7560

RECEIVED: FPSC

07 MAR 15 PM 12:56

COMMISSION  
CLERK

March 15, 2007

HAND DELIVERED

Ms. Blanca S. Bayo, Director  
Division of Commission Clerk  
and Administrative Services  
Florida Public Service Commission  
2540 Shumard Oak Boulevard  
Tallahassee, FL 32399-0850

Re: Fuel and Purchased Power Cost Recovery Clause  
and Generating Performance Incentive Factor  
FPSC Docket No. 070001-EI

**REQUEST FOR SPECIFIED CONFIDENTIAL TREATMENT**  
**(CONFIDENTIAL DOCUMENTS ATTACHED)**

Dear Ms. Bayo:

We submit herewith a single confidential set of Tampa Electric Company's highlighted 423 Forms for the month of January 2007 and request specified confidential treatment of Forms 423-1(a), 423-2, 423-2(a) and 423-2(b). Our request is made pursuant to Section 366.093, Fla. Stat., for the reasons detailed in the document entitled "Tampa Electric Company's Request for Specified Confidential Treatment", which document was filed under separate cover (copy enclosed). The sensitive information contained in these forms has been highlighted in yellow.

Please acknowledge receipt and filing of the above by stamping the duplicate copy of this letter and returning same to this writer.

Thank you for your assistance in connection with this matter.

Sincerely,



James D. Beasley

JDB/pp  
Enclosures

**CONFIDENTIAL**



cc: All Parties of Record (w/o enc.)

**DECLASSIFIED**

09/20/2009  
kmp

DOCUMENT NUMBER-DATE

02371 MAR 15 07

FPSC-COMMISSION CLERK

MONTHLY REPORT OF COST AND QUALITY OF FUEL OIL FOR ELECTRIC PLANTS  
ORIGIN, VOLUME, DELIVERED PRICE AND AS RECEIVED QUALITY

1. Reporting Month: January Year: 2007  
2. Reporting Company: Tampa Electric Company

3. Name, Title & Telephone Number of Contact Person Concerning Data  
Submitted on this Form: Jeffrey Chronister, Assistant Controller  
(813) - 228 - 1609

4. Signature of Official Submitting Report:   
Jeffrey Chronister, Assistant Controller

5. Date Completed: March 15, 2007

Line No. (a)	Plant Name (b)	Supplier Name (c)	Shipping Point (d)	Purchase Type (e)	Delivery Location (f)	Delivery Date (g)	Type Oil (h)	Sulfur Content % (i)	BTU Content (BTU/Gal) (j)	Volume (Bbls) (k)	Delivered Price (\$/Bbl) (l)
1.	Phillips	Transmontaigne/Phillips	Tampa	MTC	Phillips	1/26/2007	F02	*	*	178.05	\$76.31

DOCUMENT NUMBER - DATE  
 02371 MAR 15 07  
 FPSC-COMMISSION CLERK

\*\* SPECIFIED CONFIDENTIAL \*\*

MONTHLY REPORT OF COST AND QUALITY OF FUEL OIL FOR ELECTRIC PLANTS  
 DETAIL OF INVOICE AND TRANSPORTATION CHARGES

1. Reporting Month: January Year: 2007  
 2. Reporting Company: Tampa Electric Company

3. Name, Title & Telephone Number of Contact Person Concerning Data  
 Submitted on this Form: Jeffrey Chronister, Assistant Controller  
 (813) - 228 - 1609

4. Signature of Official Submitting Report:   
 Jeffrey Chronister, Assistant Controller

5. Date Completed: March 15, 2007

Line No.	Plant Name	Supplier Name	Delivery Location	Delivery Date	Type Oil	Volume (Bbls)	Invoice Price (\$/Bbl)	Invoice Amount \$	Discount \$	Net Amount \$	Net Price (\$/Bbl)	Quality Adjust. (\$/Bbl)	Effective Purchase Price (\$/Bbl)	Transport to Terminal (\$/Bbl)	Add'l Transport Charges (\$/Bbl)	Other Charges (\$/Bbl)	Delivered Price (\$/Bbl)
(a)	(b)	(c)	(d)	(e)	(f)	(g)	(h)	(i)	(j)	(k)	(l)	(m)	(n)	(o)	(p)	(q)	(r)
1.	Phillips	Transmontaigne/Phillips	Phillips	1/26/2007	F02	178.05	\$76.31	13,587.55	\$0.00	13,587.55	\$76.31	\$0.00	\$76.31	\$0.00	\$0.00	\$0.00	\$76.31

\* No analysis Taken  
 FPSC FORM 423-1(a) (2/87)


DECLASSIFIED

CONFIDENTIAL

MONTHLY REPORT OF COST AND QUALITY OF FUEL OIL FOR ELECTRIC PLANTS  
 REPORT OF ADJUSTMENTS TO PREVIOUS OIL DELIVERIES

1. Reporting Month: January Year: 2007  
 2. Reporting Company: Tampa Electric Company

3. Name, Title & Telephone Number of Contact Person Concerning Data  
 Submitted on this Form: Jeffrey Chronister, Director Financial Reporting,  
 (813) - 228 - 1609

4. Signature of Official Submitting Report:   
 Jeffrey Chronister, Assistant Controller

5. Date Completed: March 15, 2007

Line No. (a)	Month Reported (b)	Form Plant Name (c)	Supplier (d)	Original Line Number (e)	Old Volume (Bbls) (f)	Form No. (g)	Column Designator & Title (h)	Old Value (i)	New Value (j)	New Delivered Price (\$/Bbls) (k)	Reason for Revision (l)
-----------------	-----------------------	------------------------	-----------------	-----------------------------	--------------------------	-----------------	----------------------------------	------------------	------------------	--------------------------------------	----------------------------

None.

MONTHLY REPORT OF COST AND QUALITY OF COAL FOR ELECTRIC PLANTS  
ORIGIN, TONNAGE, DELIVERED PRICE AND AS RECEIVED QUALITY


1. Reporting Month: January Year: 2007

2. Reporting Company: Tampa Electric Company

3. Plant Name: TECO Bulk Terminal Transfer Facility - Big Bend Station (1)

4. Name, Title & Telephone Number of Contact Person Concerning Data  
Submitted on this Form: Jeffrey Chronister, Assistant Controller  
(813) 228 - 1609

5. Signature of Official Submitting Form:



Jeffrey Chronister, Assistant Controller

6. Date Completed: March 15, 2007

Line No. (a)	Supplier Name (b)	Mine Location (c)	Purchase Type (d)	Transport Mode (e)	Tons (f)	Effective Purchase Price (\$/Ton) (g)	Total Transport Charges (\$/Ton) (h)	Delivered Price Transfer Facility (\$/Ton) (i)	As Received Coal Quality			
									Sulfur Content % (j)	BTU Content (BTU/lb) (k)	Ash Content % (l)	Moisture Content % (m)
1.	Alliance Coal	10,IL,193	LTC	RB	50,488.90	\$38.39	\$10.47	\$48.86	3.02	11,847	7.13	11.67
2.	Coal Sales	10,IL,157	LTC	RB	31,792.64	\$30.94	\$10.75	\$41.69	2.87	11,001	8.19	14.29
3.	Dodge Hill Mining	9,KY,225	LTC	RB	74,773.80	\$42.65	\$10.08	\$52.73	2.44	12,680	8.67	7.09
4.	Dodge Hill Mining	9,KY,225	LTC	RB	17,144.00	\$43.15	\$10.08	\$53.23	2.55	12,557	9.36	6.95
5.	Knight Hawk	10,IL,77&145	LTC	RB	39,387.94	\$29.94	\$10.83	\$40.77	3.23	11,184	9.08	12.40
6.	Synthetic American Fuel	10, IL,165	LTC	RB	86,989.30	\$31.32	\$10.15	\$41.47	3.00	12,024	8.84	9.77
7.	Emerald	N/A	S	RB	3,563.56	\$32.00	\$0.00	\$32.00	5.27	10,992	15.76	8.65
8.	SMCC	9, KY, 233	S	RB	29,409.50	\$32.00	\$11.88	\$43.88	2.86	11,467	11.10	10.53
9.	Phoenix	9,KY,177	S	RB	9,410.70	\$25.50	\$12.44	\$37.94	3.31	11,344	11.11	10.80
10.	Phoenix	9,KY,177	S	RB	9,093.30	\$32.00	\$12.44	\$44.44	3.26	11,159	11.83	11.24

(1) As TECO Bulk Terminal Transfer Facility is a central storage site for coal prior to its delivery to the power plant, the coal from suppliers noted on this schedule is usually delivered to Big Bend Station but could ultimately be delivered to Polk Station.

DECLASSIFIED  
CONFIDENTIAL


MONTHLY REPORT OF COST AND QUALITY OF COAL FOR ELECTRIC PLANTS  
 DETAILED PURCHASED COAL INVOICE INFORMATION

1. Reporting Month: January Year: 2007

2. Reporting Company: Tampa Electric Company

3. Plant Name: TECO Bulk Terminal Transfer Facility - Big Bend Station (1)

4. Name, Title & Telephone Number of Contact Person Concerning Data  
 Submitted on this Form: Jeffrey Chronister, Assistant Controller  
 (813) - 228 - 1609

5. Signature of Official Submitting Form:   
 Jeffrey Chronister, Assistant Controller

6. Date Completed: March 15, 2007

Line No. (a)	Supplier Name (b)	Mine Location (c)	Purchase Type (d)	Tons (e)	F.O.B. (2) Mine Price (\$/Ton) (f)	Shorthaul & Loading Charges (\$/Ton) (g)	Original Invoice Price (\$/Ton) (h)	Retro-active Price Adjustments (\$/Ton) (i)	Base Price (\$/Ton) (j)	Quality Adjustments (\$/Ton) (k)	Effective Purchase Price (\$/Ton) (l)
1.	Alliance Coal	10,IL,193	LTC	50,488.90	N/A	\$0.00	\$38.39	\$0.00	\$38.39	\$0.00	\$38.39
2.	Coal Sales	10,IL,157	LTC	31,792.64	N/A	\$0.00	\$30.94	\$0.00	\$30.94	\$0.00	\$30.94
3.	Dodge Hill Mining	9,KY,225	LTC	74,773.80	N/A	\$0.00	\$42.65	\$0.00	\$42.65	\$0.00	\$42.65
4.	Dodge Hill Mining	9,KY,225	LTC	17,144.00	N/A	\$0.00	\$43.15	\$0.00	\$43.15	\$0.00	\$43.15
5.	Knight Hawk	10,IL,77&145	LTC	39,387.94	N/A	\$0.00	\$29.94	\$0.00	\$29.94	\$0.00	\$29.94
6.	Synthetic American Fuel	10, IL,165	LTC	86,989.30	N/A	\$0.00	\$31.32	\$0.00	\$31.32	\$0.00	\$31.32
7.	Emerald	N/A	S	3,563.56	N/A	\$0.00	\$32.00	\$0.00	\$32.00	\$0.00	\$32.00
8.	SMCC	9, KY, 233	S	29,409.50	N/A	\$0.00	\$32.00	\$0.00	\$32.00	\$0.00	\$32.00
9.	Phoenix	9,KY,177	S	9,410.70	N/A	\$0.00	\$25.50	\$0.00	\$25.50	\$0.00	\$25.50
10.	Phoenix	9,KY,177	S	9,093.30	N/A	\$0.00	\$32.00	\$0.00	\$32.00	\$0.00	\$32.00

(1) As TECO Bulk Terminal Transfer Facility is a central storage site for coal prior to its delivery to the power plant, the coal from suppliers noted on this schedule is usually delivered to Big Bend Station but could ultimately be delivered to Polk Station.

(2) Tampa Electric purchases coal F.O.B. shipping point or F.O.B. destination.

DECLASSIFIED

CONFIDENTIAL

MONTHLY REPORT OF COST AND QUALITY OF COAL FOR ELECTRIC PLANTS  
 DETAIL OF TRANSPORTATION CHARGES


1. Reporting Month: January Year: 2007

2. Reporting Company: Tampa Electric Company

3. Plant Name: TECO Bulk Terminal Transfer Facility - Big Bend Station (1)

4. Name, Title & Telephone Number of Contact Person Concerning Data  
 Submitted on this Form: Jeffrey Chronister, Assistant Controller  
 (813) 228 - 1609

5. Signature of Official Submitting Form:



Jeffrey Chronister, Assistant Controller

6. Date Completed: March 15, 2007

Line No. (a)	Supplier Name (b)	Mine Location (c)	Shipping Point (d)	Transport Mode (e)	Tons (f)	(2) Effective Purchase Price (\$/Ton) (g)	Add'l Shorthaul & Loading Charges (\$/Ton) (h)	Rail Rate (\$/Ton) (i)	Other Rail Charges (\$/Ton) (j)	River Barge Rate (\$/Ton) (k)	Trans-loading Rate (\$/Ton) (l)	Ocean Barge Rate (\$/Ton) (m)	Other Water Charges (\$/Ton) (n)	Other Related Charges (\$/Ton) (o)	Total Transportation Charges (\$/Ton) (p)	Delivered Price Transfer Facility (\$/Ton) (q)
1.	Alliance Coal	10,IL,193	White Cnty., IL	RB	50,488.90	\$38.39	\$0.00	\$0.00	\$0.00	\$10.47	\$0.00	\$0.00	\$0.00	\$0.00	\$10.47	\$48.86
2.	Coal Sales	10,IL,157	Randolph Cnty., IL	RB	31,792.64	\$30.94	\$0.00	\$0.00	\$0.00	\$10.75	\$0.00	\$0.00	\$0.00	\$0.00	\$10.75	\$41.69
3.	Dodge Hill Mining	9,KY,225	Union Cnty., KY	RB	74,773.80	\$42.65	\$0.00	\$0.00	\$0.00	\$10.08	\$0.00	\$0.00	\$0.00	\$0.00	\$10.08	\$52.73
4.	Dodge Hill Mining	9,KY,225	Union Cnty, KY	RB	17,144.00	\$43.15	\$0.00	\$0.00	\$0.00	\$10.08	\$0.00	\$0.00	\$0.00	\$0.00	\$10.08	\$53.23
5.	Knight Hawk	10,IL,77&145	Jackson & Perry Cnty., IL	RB	39,387.94	\$29.94	\$0.00	\$0.00	\$0.00	\$10.83	\$0.00	\$0.00	\$0.00	\$0.00	\$10.83	\$40.77
6.	Synthetic American Fuel	10, IL,165	Saline Cnty., IL	RB	86,989.30	\$31.32	\$0.00	\$0.00	\$0.00	\$10.15	\$0.00	\$0.00	\$0.00	\$0.00	\$10.15	\$41.47
7.	Emerald	N/A	N/A	RB	3,563.56	\$32.00	\$0.00	\$0.00	\$0.00	\$0.00	\$0.00	\$0.00	\$0.00	\$0.00	\$0.00	\$32.00
8.	SMCC	9, KY, 233	Webster Cnty., KY	RB	29,409.50	\$32.00	\$0.00	\$0.00	\$0.00	\$11.88	\$0.00	\$0.00	\$0.00	\$0.00	\$11.88	\$43.88
9.	Phoenix	9,KY,177	Muhlenberg Cnty., KY	RB	9,410.70	\$25.50	\$0.00	\$0.00	\$0.00	\$12.44	\$0.00	\$0.00	\$0.00	\$0.00	\$12.44	\$37.94
10.	Phoenix	9,KY,177	Muhlenberg Cnty., KY	RB	9,093.30	\$32.00	\$0.00	\$0.00	\$0.00	\$12.44	\$0.00	\$0.00	\$0.00	\$0.00	\$12.44	\$44.44

(1) As TECO Bulk Terminal Transfer Facility is a central storage site for coal prior to its delivery to the power plant, the coal from suppliers noted on this schedule is usually delivered to Big Bend Station but could ultimately be delivered to Polk Station

(2) Tampa Electric purchases coal F.O.B. shipping point or F.O.B. destination.

DECLASSIFIED

DECLASSIFIED

CONFIDENTIAL

**\*\* SPECIFIED CONFIDENTIAL \*\***

FPSC Form 423-2

MONTHLY REPORT OF COST AND QUALITY OF COAL FOR ELECTRIC PLANTS  
ORIGIN, TONNAGE, DELIVERED PRICE AND AS RECEIVED QUALITY

1. Reporting Month: January Year: 2007


2. Reporting Company: Tampa Electric Company

3. Plant Name: TECO Bulk Terminal Transfer Facility - Polk Station (1)

4. Name, Title & Telephone Number of Contact Person Concerning Data

Submitted on this Form: Jeffrey Chronister, Assistant Controller  
(813) 228 - 1609

5. Signature of Official Submitting Form:

  
Jeffrey Chronister, Assistant Controller

6. Date Completed: March 15, 2007

Line No. (a)	Supplier Name (b)	Mine Location (c)	Purchase Type (d)	Transport Mode (e)	Tons (f)	Effective Purchase Price (\$/Ton) (g)	Total Transport Charges (\$/Ton) (h)	Delivered Price Transfer Facility (\$/Ton) (i)	As Received Coal Quality			
									Sulfur Content % (j)	BTU Content (BTU/lb) (k)	Ash Content % (l)	Moisture Content % (m)
1.	SSM Petcoke	N/A	S	RB	9,768.57	\$47.92	\$3.75	\$51.67	4.82	13,770	0.30	9.25

(1) As TECO Bulk Terminal Transfer Facility is a central storage site for coal prior to its delivery to the power plant, the coal from suppliers noted on this schedule is usually delivered to Polk Station but could ultimately be delivered to Big Bend Station.

**DECLASSIFIED**

**CONFIDENTIAL**



\*\* SPECIFIED CONFIDENTIAL \*\*

FPSC Form 423-2(a)

MONTHLY REPORT OF COST AND QUALITY OF COAL FOR ELECTRIC PLANTS  
DETAILED PURCHASED COAL INVOICE INFORMATION

1. Reporting Month: January Year: 2007


2. Reporting Company: Tampa Electric Company

3. Plant Name: TECO Bulk Terminal Transfer Facility - Polk Station (1)

4. Name, Title & Telephone Number of Contact Person Concerning Data

Submitted on this Form: Jeffrey Chronister, Assistant Controller  
(813) - 228 - 1609

5. Signature of Official Submitting Form:

  
Jeffrey Chronister, Assistant Controller

6. Date Completed: March 15, 2007

Line No. (a)	Supplier Name (b)	Mine Location (c)	Purchase Type (d)	Tons (e)	F.O.B. (2) Mine Price (\$/Ton) (f)	Shorthaul & Loading Charges (\$/Ton) (g)	Original Invoice Price (\$/Ton) (h)	Retro-active Price Adjustments (\$/Ton) (i)	Base Price (\$/Ton) (j)	Quality Adjustments (\$/Ton) (k)	Effective Purchase Price (\$/Ton) (l)
1.	SSM Petcoke	N/A	S	9,768.57	N/A	\$0.00	\$47.92	\$0.00	\$47.92	\$0.00	\$47.92

(1) As TECO Bulk Terminal Transfer Facility is a central storage site for coal prior to its delivery to the power plant, the coal from suppliers noted on this schedule is usually delivered to Polk Station but could ultimately be delivered to Big Bend Station.

(2) Tampa Electric purchases coal F.O.B. shipping point or F.O.B. destination.

FPSC FORM 423-2(a) (2/87)

DECLASSIFIED

CONFIDENTIAL

\*\* SPECIFIED CONFIDENTIAL \*\*

MONTHLY REPORT OF COST AND QUALITY OF COAL FOR ELECTRIC PLANTS  
DETAIL OF TRANSPORTATION CHARGES

- 1. Reporting Month: January Year: 2007
- 2. Reporting Company: Tampa Electric Company
- 3. Plant Name: TECO Bulk Terminal Transfer Facility - Polk Station (1)

4. Name, Title & Telephone Number of Contact Person Concerning Data  
Submitted on this Form: Jeffrey Chronister, Assistant Controller  
(813) 228 - 1609

5. Signature of Official Submitting Form:   
Jeffrey Chronister, Assistant Controller

6. Date Completed: March 15, 2007

Line No. (a)	Supplier Name (b)	Mine Location (c)	Shipping Point (d)	Transport Mode (e)	Tons (f)	(2) Effective Purchase Price (\$/Ton) (g)	Add'l Shorthaul & Loading Charges (\$/Ton) (h)	Rail Charges		Waterborne Charges					Total Transportation Charges (\$/Ton) (p)	Delivered Price Facility (\$/Ton) (q)
								Rail Rate (\$/Ton) (i)	Other Rail Charges (\$/Ton) (j)	River Barge Rate (\$/Ton) (k)	Trans-loading Rate (\$/Ton) (l)	Ocean Barge Rate (\$/Ton) (m)	Other Water Charges (\$/Ton) (n)	Other Related Charges (\$/Ton) (o)		
1.	SSM Petcoke	N/A	Davant, La.	RB	9,768.57	\$47.92	\$0.00	\$0.00	\$0.00	\$3.75	\$0.00	\$0.00	\$0.00	\$0.00	\$3.75	\$51.67

(1) As TECO Bulk Terminal Transfer Facility is a central storage site for coal prior to its delivery to the power plant, the coal from suppliers noted on this schedule is usually delivered to Polk Station but could ultimately be delivered to Big Bend Station.

**DECLASSIFIED**

**CONFIDENTIAL**

FPSC Form 423-2

MONTHLY REPORT OF COST AND QUALITY OF COAL FOR ELECTRIC PLANTS  
ORIGIN, TONNAGE, DELIVERED PRICE AND AS RECEIVED QUALITY

- 1. Reporting Month: January Year: 2007
- 2. Reporting Company: Tampa Electric Company
- 3. Plant Name: Big Bend Station

4. Name, Title & Telephone Number of Contact Person Concerning Data  
Submitted on this Form: Jeffrey Chronister, Assistant Controller  
(813) 228 - 1609

5. Signature of Official Submitting Form:   
Jeffrey Chronister, Assistant Controller

6. Date Completed: March 15, 2007

Line No. (a)	Supplier Name (b)	Mine Location (c)	Purchase Type (d)	Transport Mode (e)	Tons (f)	Effective Purchase Price (\$/Ton) (g)	Total Transport Charges (\$/Ton) (h)	FOB Plant Price (\$/Ton) (i)	As Received Coal Quality			
									Sulfur Content % (j)	BTU Content (BTU/lb) (k)	Ash Content % (l)	Moisture Content % (m)
1.	Transfer Facility	N/A	N/A	OB	369,040.00	\$45.67	\$12.19	\$57.86	2.68	12,130	8.46	9.55


**DECLASSIFIED**

**CONFIDENTIAL**

MONTHLY REPORT OF COST AND QUALITY OF COAL FOR ELECTRIC PLANTS  
 DETAILED PURCHASED COAL INVOICE INFORMATION

- 1. Reporting Month: January Year: 2007
- 2. Reporting Company: Tampa Electric Company
- 3. Plant Name: Big Bend Station

4. Name, Title & Telephone Number of Contact Person Concerning Data  
 Submitted on this Form: Jeffrey Chronister, Assistant Controller  
 (813) 228 - 1609

5. Signature of Official Submitting Form:   
 Jeffrey Chronister, Assistant Controller

6. Date Completed: March 15, 2007

Line No. (a)	Supplier Name (b)	Mine Location (c)	Purchase Type (d)	Tons (e)	F.O.B. Mine Price (\$/Ton) (f)	Shorthaul & Loading Charges (\$/Ton) (g)	Original Invoice Price (\$/Ton) (h)	Retro-active Price Adjustments (\$/Ton) (i)	Base Price (\$/Ton) (j)	Quality Adjustments (\$/Ton) (k)	Effective Purchase Price (\$/Ton) (l)
1.	Transfer Facility	N/A	N/A	369,040.00	N/A	\$0.00	\$45.67	\$0.00	\$45.67	\$0.00	\$45.67

DECLASSIFIED

CONFIDENTIAL

MONTHLY REPORT OF COST AND QUALITY OF COAL FOR ELECTRIC PLANTS  
 DETAIL OF TRANSPORTATION CHARGES

1. Reporting Month: January Year: 2007  
 2. Reporting Company: Tampa Electric Company  
 3. Plant Name: Big Bend Station (1)

4. Name, Title & Telephone Number of Contact Person Concerning Data  
 Submitted on this Form: Jeffrey Chronister, Assistant Controller  
 (813) 228 - 1609

5. Signature of Official Submitting Form:  Jeffrey Chronister, Assistant Controller

6. Date Completed: March 15, 2007

Line No. (a)	Supplier Name (b)	Mine Location (c)	Shipping Point (d)	Transport Mode (e)	Tons (f)	Effective Purchase Price (\$/Ton) (g)	Add'l Shorthaul & Loading Charges (\$/Ton) (h)	Rail Charges		Waterborne Charges					Total Transportation Charges (\$/Ton) (p)	FOB Plant Price (\$/Ton) (q)
								Rail Rate (\$/Ton) (i)	Other Rail Charges (\$/Ton) (j)	River Barge Rate (\$/Ton) (k)	Trans-loading Rate (\$/Ton) (l)	Ocean Barge Rate (\$/Ton) (m)	Water Charges (\$/Ton) (n)	Other Related Charges (\$/Ton) (o)		
1.	Transfer Facility	N/A	Davant, La.	OB	369,040.00	\$45.67	\$0.00	\$0.00	\$0.00	\$0.00	\$0.00	\$12.19	\$0.00	\$0.00	\$12.19	\$57.86

(1) The Ocean Barge Rate (\$/Ton) reported in column (m) includes terminal charges incurred at TECO Bulk Terminal and ocean shipping charges.

DECLASSIFIED

CONFIDENTIAL


\*\* SPECIFIED CONFIDENTIAL \*\*

FPSC Form 423-2

MONTHLY REPORT OF COST AND QUALITY OF COAL FOR ELECTRIC PLANTS  
ORIGIN, TONNAGE, DELIVERED PRICE AND AS RECEIVED QUALITY

- 1. Reporting Month: January Year: 2007
- 2. Reporting Company: Tampa Electric Company
- 3. Plant Name: Polk Station

4. Name, Title & Telephone Number of Contact Person Concerning Data  
Submitted on this Form: Jeffrey Chronister, Assistant Controller  
(813) 228 - 1609

5. Signature of Official Submitting Form:   
Jeffrey Chronister, Assistant Controller

6. Date Completed: March 15, 2007

Line No. (a)	Supplier Name (b)	Mine Location (c)	Purchase Type (d)	Transport Mode (e)	Tons (f)	Effective Purchase Price (\$/Ton) (g)	Total Transport Charges (\$/Ton) (h)	FOB Plant Price (\$/Ton) (i)	As Received Coal Quality			
									Sulfur Content % (j)	BTU Content (BTU/lb) (k)	Ash Content % (l)	Moisture Content % (m)
1.	Transfer facility	N/A	N/A	OB	36,519.00	\$48.32	\$18.95	\$67.27	2.61	11,783	8.61	12.30

DECLASSIFIED

CONFIDENTIAL

**\*\* SPECIFIED CONFIDENTIAL \*\***


MONTHLY REPORT OF COST AND QUALITY OF COAL FOR ELECTRIC PLANTS  
 DETAILED PURCHASED COAL INVOICE INFORMATION

1. Reporting Month: January Year: 2007

2. Reporting Company: Tampa Electric Company

3. Plant Name: Polk Station

4. Name, Title & Telephone Number of Contact Person Concerning Data  
 Submitted on this Form: Jeffrey Chronister, Assistant Controller  
 (813) 228 - 1609

5. Signature of Official Submitting Form:   
 Jeffrey Chronister, Assistant Controller

6. Date Completed: March 15, 2007

Line No. (a)	Supplier Name (b)	Mine Location (c)	Purchase Type (d)	Tons (e)	F.O.B. Mine Price (\$/Ton) (f)	Shorthaul & Loading Charges (\$/Ton) (g)	Original Invoice Price (\$/Ton) (h)	Retro-active Price Adjustments (\$/Ton) (i)	Base Price (\$/Ton) (j)	Quality Adjustments (\$/Ton) (k)	Effective Purchase Price (\$/Ton) (l)
1.	Transfer facility	N/A	N/A	36,519.00	N/A	\$0.00	\$48.32	\$0.00	\$48.32	\$0.00	\$48.32

**DECLASSIFIED**

**CONFIDENTIAL**

**\*\* SPECIFIED CONFIDENTIAL \*\***

MONTHLY REPORT OF COST AND QUALITY OF COAL FOR ELECTRIC PLANTS  
 DETAIL OF TRANSPORTATION CHARGES

- 1. Reporting Month: January Year: 2007
- 2. Reporting Company: Tampa Electric Company
- 3. Plant Name: Polk Station

4. Name, Title & Telephone Number of Contact Person Concerning Data  
 Submitted on this Form: Jeffrey Chronister, Assistant Controller  
 (813) 228 - 1609

5. Signature of Official Submitting Form:   
 Jeffrey Chronister, Assistant Controller

6. Date Completed: March 15, 2007

Line No. (a)	Supplier Name (b)	Mine Location (c)	Shipping Point (d)	Transport Mode (e)	Tons (f)	Effective Purchase Price (\$/Ton) (g)	Add'l Shorthaul & Loading Charges (\$/Ton) (h)	Rail Charges		Waterborne Charges					Total Transportation Charges (\$/Ton) (p)	FOB Plant Price (\$/Ton) (q)
								Rail Rate (\$/Ton) (i)	Other Rail Charges (\$/Ton) (j)	River Barge Rate (\$/Ton) (k)	Trans-loading Rate (\$/Ton) (l)	Ocean Barge Rate (\$/Ton) (m)	Other Water Charges (\$/Ton) (n)	Other Related Charges (\$/Ton) (o)		
1.	Transfer facility	N/A	N/A	OB	36,519.00	\$48.32	\$0.00	\$0.00	\$0.00	\$0.00	\$0.00	\$15.13	\$0.00	\$3.82	\$18.95	\$67.27

**DECLASSIFIED**  
**CONFIDENTIAL**



MONTHLY REPORT OF COST AND QUALITY OF COAL FOR ELECTRIC PLANTS  
 REPORT OF ADJUSTMENTS TO PREVIOUS COAL DELIVERED

1. Reporting Month: January Year: 2007

2. Reporting Company: Tampa Electric Company

3. Name, Title & Telephone Number of Contact Person Concerning Data  
 Submitted on this Form: Jeffrey Chronister, Assistant Controller  
 (813) 228 - 1609


4. Signature of Official Submitting Report   
 Jeffrey Chronister, Assistant Controller

5. Date Completed: March 15, 2007

Line No. (a)	Month Reported (b)	Form Plant Name (c)	Intended Generating Plant (d)	Supplier (e)	Original Line Number (f)	Old Volume Tons (g)	Form No. (h)	Column Designator & Title (i)	Old Value (j)	New Value (k)	Delivered Price Facility (\$/Ton) (l)	Reason for Revision (m)
1.	February 2006	Transfer Facility	Big Bend	American Coal	8.	12,000.00	423-2(a)	Col. (k), Quality Adjustments (\$/Ton)	\$0.000	\$0.340	\$48.410	Quality Adjustment
2.	March 2006	Transfer Facility	Big Bend	American Coal	5.	34,869.00	423-2(a)	Col. (k), Quality Adjustments (\$/Ton)	\$0.000	\$0.320	\$41.190	Quality Adjustment
3.	March 2006	Transfer Facility	Big Bend	Knight Hawk	8.	44,947.00	423-2(a)	Col. (k), Quality Adjustments (\$/Ton)	\$0.000	\$0.880	\$42.970	Quality Adjustment
4.	March 2006	Transfer Facility	Big Bend	American Coal	6.	23,931.00	423-2(a)	Col. (k), Quality Adjustments (\$/Ton)	\$0.000	\$0.560	\$48.280	Quality Adjustment
5.	April 2006	Transfer Facility	Big Bend	American Coal	5.	23,970.00	423-2(a)	Col. (k), Quality Adjustments (\$/Ton)	\$0.000	\$0.450	\$40.710	Quality Adjustment
6.	April 2006	Transfer Facility	Big Bend	SMCC	11.	36,003.90	423-2(a)	Col. (k), Quality Adjustments (\$/Ton)	\$0.000	\$0.090	\$43.680	Quality Adjustment
7.	April 2006	Transfer Facility	Big Bend	Dodge Hill Mining	3.	23,371.50	423-2(a)	Col. (i), Price Adjustments (\$/Ton)	\$0.000	(\$0.294)	\$47.599	Price Adjustment
8.	May 2006	Transfer Facility	Big Bend	American Coal	6.	23,377.00	423-2(a)	Col. (k), Quality Adjustments (\$/Ton)	\$0.000	\$0.990	\$54.100	Quality Adjustment
9.	May 2006	Transfer Facility	Big Bend	SMCC	10.	58,253.10	423-2(a)	Col. (k), Quality Adjustments (\$/Ton)	\$0.000	(\$0.030)	\$43.560	Quality Adjustment
10.	May 2006	Transfer Facility	Big Bend	Dodge Hill Mining	3.	21,814.90	423-2(a)	Col. (i), Price Adjustments (\$/Ton)	\$0.000	\$0.360	\$55.068	Price Adjustment
11.	May 2006	Transfer Facility	Big Bend	SSM Petcoke	11.	10,597.50	423-2(a)	Col. (k), Quality Adjustments (\$/Ton)	\$0.000	(\$0.504)	\$41.496	Quality Adjustment
12.	June 2006	Transfer Facility	Big Bend	Alliance Coal	11.	31,501.40	423-2(a)	Col. (k), Quality Adjustments (\$/Ton)	\$0.000	(\$0.165)	\$52.815	Quality Adjustment
13.	June 2006	Transfer Facility	Big Bend	Dodge Hill Mining	12.	5,262.20	423-2(a)	Col. (i), Price Adjustments (\$/Ton)	\$0.000	(\$0.240)	\$58.698	Price Adjustment
14.	June 2006	Transfer Facility	Big Bend	SMCC	9.	48,730.50	423-2(a)	Col. (k), Quality Adjustments (\$/Ton)	\$0.000	(\$0.040)	\$43.550	Quality Adjustment
15.	June 2006	Transfer Facility	Big Bend	Dodge Hill Mining	3.	20,575.70	423-2(a)	Col. (k), Quality Adjustments (\$/Ton)	\$2.796	\$2.556	\$57.962	Price Adjustment
16.	June 2006	Transfer Facility	Big Bend	Knight Hawk	8.	22,159.04	423-2(a)	Col. (k), Quality Adjustments (\$/Ton)	\$0.000	\$0.550	\$41.220	Quality Adjustment
17.	June 2006	Transfer Facility	Big Bend	Knight Hawk	5.	44,576.64	423-2(a)	Col. (k), Quality Adjustments (\$/Ton)	\$0.000	\$0.600	\$40.830	Quality Adjustment
18.	July 2006	Transfer Facility	Big Bend	Coal Sales	6.	68,954.10	423-2(a)	Col. (k), Quality Adjustments (\$/Ton)	\$0.000	\$0.340	\$45.260	Quality Adjustment
19.	July 2006	Transfer Facility	Big Bend	Knight Hawk	7.	3,170.38	423-2(a)	Col. (k), Quality Adjustments (\$/Ton)	\$0.000	\$0.220	\$42.270	Quality Adjustment
20.	July 2006	Transfer Facility	Big Bend	Knight Hawk	5.	55,262.12	423-2(a)	Col. (k), Quality Adjustments (\$/Ton)	\$0.000	\$0.520	\$41.530	Quality Adjustment
21.	July 2006	Transfer Facility	Polk	SSM Petcoke	1.	19,229.49	423-2(a)	Col. (k), Quality Adjustments (\$/Ton)	\$0.000	(\$0.038)	\$39.442	Quality Adjustment
22.	July 2006	Big Bend	Big Bend	SSM Norway	2.	36,806.58	423-2(a)	Col. (k), Quality Adjustments (\$/Ton)	\$0.000	\$1.637	\$67.137	Quality Adjustment
23.	July 2006	Transfer Facility	Big Bend	Coal Sales	2.	81,424.13	423-2(a)	Col. (k), Quality Adjustments (\$/Ton)	\$0.000	\$2.380	\$44.030	Quality Adjustment
24.	July 2006	Transfer Facility	Big Bend	Dodge Hill Mining	3.	23,756.20	423-2(a)	Col. (k), Quality Adjustments (\$/Ton)	\$0.000	\$2.310	\$55.370	Quality Adjustment
25.	July 2006	Transfer Facility	Big Bend	Dodge Hill Mining	4.	12,793.10	423-2(a)	Col. (k), Quality Adjustments (\$/Ton)	\$0.000	(\$0.196)	\$52.524	Quality Adjustment
26.	July 2006	Transfer Facility	Big Bend	SSM Petcoke	9.	10,295.10	423-2(a)	Col. (k), Quality Adjustments (\$/Ton)	\$0.000	(\$0.260)	\$41.740	Quality Adjustment

MONTHLY REPORT OF COST AND QUALITY OF COAL FOR ELECTRIC PLANTS  
REPORT OF ADJUSTMENTS TO PREVIOUS COAL DELIVERED

1. Reporting Month: January Year: 2007  
2. Reporting Company: Tampa Electric Company

3. Name, Title & Telephone Number of Contact Person Concerning Data Submitted on this Form: Jeffrey Chronister, Assistant Controller (813) 228 - 1609  
4. Signature of Official Submitting Report:  Jeffrey Chronister, Assistant Controller  
5. Date Completed: March 15, 2007

Line No. (a)	Month Reported (b)	Form Plant Name (c)	Intended Generating Plant (d)	Supplier (e)	Original Line Number (f)	Old Volume Tons (g)	Form No. (h)	Column Designator & Title (i)	Old Value (j)	New Value (k)	Delivered Price Transfer Facility (\$/Ton) (l)	Reason for Revision (m)
27.	July 2006	Transfer Facility	Big Bend	Alliance	1.	39,514.50	423-2(a)	Col. (k), Quality Adjustments (\$/Ton)	\$0.000	(\$0.392)	\$47.818	Quality Adjustment
28.	July 2006	Transfer Facility	Big Bend	Alliance	10.	7,748.60	423-2(a)	Col. (k), Quality Adjustments (\$/Ton)	\$0.000	(\$0.052)	\$53.638	Quality Adjustment
29.	July 2006	Transfer Facility	Big Bend	SMCC	8.	32,602.80	423-2(a)	Col. (k), Quality Adjustments (\$/Ton)	\$0.000	\$0.170	\$44.480	Quality Adjustment
30.	August 2006	Transfer Facility	Big Bend	Dodge Hill Mining	3.	43,919.30	423-2(a)	Col. (k), Quality Adjustments (\$/Ton)	\$0.000	\$2.354	\$55.414	Quality Adjustment
31.	August 2006	Transfer Facility	Big Bend	Dodge Hill Mining	4.	33,665.70	423-2(a)	Col. (k), Quality Adjustments (\$/Ton)	\$0.000	(\$0.149)	\$52.571	Quality Adjustment
32.	August 2006	Transfer Facility	Big Bend	Coal Sales	2.	38,926.00	423-2(a)	Col. (k), Quality Adjustments (\$/Ton)	\$0.000	\$2.450	\$46.550	Quality Adjustment
33.	August 2006	Transfer Facility	Big Bend	Coal Sales	6.	62,085.40	423-2(a)	Col. (k), Quality Adjustments (\$/Ton)	\$0.000	\$0.280	\$45.200	Quality Adjustment
34.	August 2006	Transfer Facility	Big Bend	Knight Hawk	5.	27,099.06	423-2(a)	Col. (k), Quality Adjustments (\$/Ton)	\$0.000	\$0.780	\$41.790	Quality Adjustment
35.	August 2006	Transfer Facility	Big Bend	Knight Hawk	7.	16,923.73	423-2(a)	Col. (k), Quality Adjustments (\$/Ton)	\$0.000	\$0.860	\$42.910	Quality Adjustment
36.	August 2006	Transfer Facility	Big Bend	SSM Petcoke	9.	13,567.10	423-2(a)	Col. (k), Quality Adjustments (\$/Ton)	\$0.000	(\$0.126)	\$41.874	Quality Adjustment
37.	August 2006	Transfer Facility	Polk	SSM Petcoke	1.	14,654.26	423-2(a)	Col. (k), Quality Adjustments (\$/Ton)	\$0.000	(\$0.102)	\$46.378	Quality Adjustment
38.	August 2006	Transfer Facility	Big Bend	SMCC	8.	33,035.90	423-2(a)	Col. (k), Quality Adjustments (\$/Ton)	\$0.000	(\$0.100)	\$44.210	Quality Adjustment
39.	September 2006	Transfer Facility	Big Bend	Dodge Hill Mining	7.	17,099.20	423-2(a)	Col. (i), Price Adjustments (\$/Ton)	\$0.000	(\$0.310)	\$53.250	Price Adjustment
40.	September 2006	Transfer Facility	Big Bend	Dodge Hill Mining	8.	29,423.80	423-2(a)	Col. (k), Quality Adjustments (\$/Ton)	\$0.000	\$0.497	\$51.367	Quality Adjustment
41.	September 2006	Transfer Facility	Big Bend	Dodge Hill Mining	3.	35,041.60	423-2(a)	Col. (k), Quality Adjustments (\$/Ton)	\$0.000	\$1.571	\$54.321	Quality Adjustment
42.	September 2006	Transfer Facility	Big Bend	Dodge Hill Mining	7.	17,099.20	423-2(a)	Col. (k), Quality Adjustments (\$/Ton)	\$0.000	\$1.261	\$55.115	Quality Adjustment
43.	September 2006	Transfer Facility	Big Bend	Dodge Hill Mining	4.	7,610.10	423-2(a)	Col. (k), Quality Adjustments (\$/Ton)	\$0.000	(\$0.641)	\$52.579	Quality Adjustment
44.	September 2006	Transfer Facility	Big Bend	Coal Sales	2.	79,353.80	423-2(a)	Col. (k), Quality Adjustments (\$/Ton)	\$0.000	\$2.340	\$43.990	Quality Adjustment
45.	September 2006	Transfer Facility	Big Bend	Coal Sales	6.	18,567.20	423-2(a)	Col. (k), Quality Adjustments (\$/Ton)	\$0.000	\$0.910	\$45.650	Quality Adjustment
46.	September 2006	Transfer Facility	Big Bend	SMCC	10.	29,833.30	423-2(a)	Col. (k), Quality Adjustments (\$/Ton)	\$0.000	\$0.060	\$44.370	Quality Adjustment
47.	September 2006	Transfer Facility	Big Bend	Knight Hawk	5.	25,909.92	423-2(a)	Col. (k), Quality Adjustments (\$/Ton)	\$0.000	\$0.790	\$41.800	Quality Adjustment
48.	September 2006	Transfer Facility	Big Bend	Knight Hawk	9.	22,357.52	423-2(a)	Col. (k), Quality Adjustments (\$/Ton)	\$0.000	\$0.800	\$42.850	Quality Adjustment
49.	October 2006	Transfer Facility	Polk	CMC	2.	33,358.00	423-2(a)	Col. (k), Quality Adjustments (\$/Ton)	\$0.000	\$0.420	\$52.940	Quality Adjustment
50.	October 2006	Transfer Facility	Big Bend	SSM Norway	2.	33,349.65	423-2(a)	Col. (k), Quality Adjustments (\$/Ton)	\$0.000	\$0.908	\$68.698	Quality Adjustment