



John T. Butler  
 Senior Attorney  
 Regulatory  
 Florida Power & Light Company  
 700 Universe Boulevard  
 Juno Beach, FL 33408-0420  
 (561) 304-5639  
 (561) 691-7135 (Facsimile)

**REDACTED**

October 11, 2007

RECEIVED-FPSC  
 07 OCT 11 PM 1:19  
 COMMISSION  
 CLERK

**VIA HAND DELIVERY**

Ms. Ann Cole, Director  
 Division of the Commission Clerk and  
 Administrative Services  
 Florida Public Service Commission  
 Betty Easley Conference Center, Room 110  
 2540 Shumard Oak Boulevard  
 Tallahassee, Florida 32399-0850

**Re: Docket No. 070001-EI – Monthly Fuel Filings**

Dear Ms. Bayó:

Enclosed herewith for filing are the original and five (5) copies of the following monthly fuel reports for FPL:

- (a) FPSC Forms 423-1, 423-1(a), and 423-1(b) for Florida Power & Light Company for the month of June 2007;
- (b) FPSC Forms 423-2, 423-2(a), and 423-2(b) for St. Johns River Power Park (SJRPP) for the month of June 2007; and
- (c) FPSC Forms 423-2, 423-2(a), and 423-2(b) for Plant Scherer for the month of May 2007.

CMP \_\_\_\_\_  
 COM \_\_\_\_\_  
 CTR \_\_\_\_\_  
 ECR 3  
 GCL 2  
 OPC \_\_\_\_\_  
 RCA \_\_\_\_\_  
 SCR \_\_\_\_\_  
 SGA \_\_\_\_\_  
 SEC \_\_\_\_\_  
 OTH \_\_\_\_\_

FPL's Request for Confidential Classification of the information removed from FPL FPSC Form 423 1(a) and SJRPP FPSC Forms 423-2, 423-2(a), and 423-2(b) is being filed under separate cover. Should you have any questions regarding this filing, please contact me at (561) 304-5639.

Thank you for your attention to this matter, I remain,

Sincerely,

John T. Butler

JTB/jsb  
 Enclosures  
 cc: Service List

Doc/423 Fuel Filing/June 2007

an FPL Group company


DOCUMENT NUMBER-DATE

09317 OCT 11 5

FPSC-COMMISSION CLERK

MONTHLY REPORT OF COST AND QUALITY OF FUEL OIL FOR ELECTRIC PLANTS  
ORIGIN, VOLUME, DELIVERED PRICE AND AS RECEIVED QUANTITY

FPSC FORM NO. 423-1

- 1. REPORTING MONTH: JUN YEAR: 2007
- 2. REPORTING COMPANY: FLORIDA POWER & LIGHT COMPANY
- 3. NAME, TITLE TELEPHONE NUMBER OF CONTACT PERSON CONCERNING DATA  
SUBMITTED ON THIS FORM: KORY DUBIN, REGULATORY AFFAIRS, (305) 552-4910.
- 4. SIGNATURE OF OFFICIAL SUBMITTING REPORT: 
- 5. DATE COMPLETED: 08/23/2007


LINE NO	PLANT	SUPPLIER	SHIPPING POINT	PURCHASE TYPE	DELIVERY LOCATION	DELIVERY DATE	TYPE OIL	SULFUR (%)	BTU CONTENT (BTU / GAL)	VOLUME (BBLs)	PRICE (\$/BBL)
1	CAPE CANAVERAL	CONOCO	NEW JERSEY	MTC	PORT CANAVERAL	06/21/2007	F06	0.92	153024	53789	57.1600
2	MARTIN	CONOCO	MARRERO	MTC	PALM BEACH	06/04/2007	F06	0.99	153857	110051	54.8300
3	MARTIN	CONOCO	MARRERO	MTC	PALM BEACH	06/15/2007	F06	1.00	154976	74289	56.6100
4	MARTIN	CONOCO	ST. ROSE	MTC	PALM BEACH	06/26/2007	F06	0.96	154571	113329	56.6200
5	RIVIERA	CONOCO	MARRERO	MTC	RIVIERA	06/15/2007	F06	1.00	154976	38489	56.6100
6	TURKEY POINT	CONOCO	NEW JERSEY	MTC	FISHER ISLAND	06/23/2007	F06	0.92	152429	53212	57.1600
7	MARTIN	GLENCORE	RIVER	MTC	PALM BEACH	06/22/2007	F06	0.99	153167	148085	56.6900
8	TURKEY POINT	GLENCORE	RIVER	MTC	FISHER ISLAND	06/12/2007	F06	0.94	154190	148073	55.0200
9	MANATEE	SEMPRA	RIVER	MTC	PORT MANATEE	06/04/2007	F06	0.98	152214	148148	55.0200
10	MANATEE	SEMPRA	ST. ROSE	MTC	PORT MANATEE	06/14/2007	F06	0.99	154024	147913	56.0500
11	MANATEE	SEMPRA	RIVER	MTC	PORT MANATEE	06/27/2007	F06	1.00	153429	146182	56.0500
12	MANATEE	SHELL	ST. ROSE	MTC	PORT MANATEE	06/01/2007	F06	0.99	152476	129557	54.3400
13	MANATEE	SHELL	ST. ROSE	MTC	PORT MANATEE	06/08/2007	F06	0.87	151690	129803	55.5300
14	MANATEE	SHELL	ST. ROSE	MTC	PORT MANATEE	06/15/2007	F06	0.96	154048	130182	55.5300
15	MANATEE	SHELL	ST. ROSE	MTC	PORT MANATEE	06/26/2007	F06	0.97	153571	129924	55.5400
16	PT. EVERGLADES	VITOL	BORCO, BAHAMAS	MTC	PORT EVERGLADES	06/16/2007	F06	0.97	152762	51595	59.5800
17	PT. EVERGLADES	VITOL	BORCO, BAHAMAS	MTC	PORT EVERGLADES	06/20/2007	F06	1.00	152619	139849	59.5800
18	TURKEY POINT	VITOL	BORCO, BAHAMAS	MTC	FISHER ISLAND	06/18/2007	F06	0.99	152714	51904	59.5800
19	TURKEY POINT	VITOL	BORCO, BAHAMAS	MTC	FISHER ISLAND	06/22/2007	F06	0.99	152548	52125	59.8000
20	FT. MYERS	ROYAL	NA-TRUCK DELIVERY			06/15/2007	F03	N/A	N/A	18511	93.1700
21	TURKEY POINT	AMERIGAS	NA-TRUCK DELIVERY	STC		06/20/2007	PRO	N/A	N/A	5	95.7600
22	PT. EVERGLADES	AMERIGAS	NA-TRUCK DELIVERY	STC		06/01/2007	PRO	N/A	N/A	12	105.1900
23	PT. EVERGLADES	AMERIGAS	NA-TRUCK DELIVERY	STC		06/20/2007	PRO	N/A	N/A	11	105.2200
24	RIVIERA	FERRELL	NA-TRUCK DELIVERY	STC		06/01/2007	PRO	N/A	N/A	3	125.2800
25	RIVIERA	FERRELL	NA-TRUCK DELIVERY	STC		06/08/2007	PRO	N/A	N/A	3	123.7300
26	RIVIERA	FERRELL	NA-TRUCK DELIVERY	STC		06/15/2007	PRO	N/A	N/A	2	125.5800
27	RIVIERA	FERRELL	NA-TRUCK DELIVERY	STC		06/22/2007	PRO	N/A	N/A	3	124.9800

MONTHLY REPORT OF COST AND QUALITY OF FUEL OIL FOR ELECTRIC PLANTS  
ORIGIN, VOLUME, DELIVERED PRICE AND AS RECEIVED QUANTITY

1. REPORTING MONTH: JUN YEAR: 2007

2. REPORTING COMPANY: FLORIDA POWER & LIGHT COMPANY

3. NAME, TITLE TELEPHONE NUMBER OF CONTACT PERSON CONCERNING DATA  
SUBMITTED ON THIS FORM: KORY DUBIN, REGULATORY AFFAIRS, (305) 552-4910.

4. SIGNATURE OF OFFICIAL SUBMITTING REPORT:  \_\_\_\_\_

5. DATE COMPLETED: 08/23/2007

LINE NO	PLANT	SUPPLIER	SHIPPING POINT	PURCHASE TYPE	DELIVERY LOCATION	DELIVERY DATE	TYPE OIL	SULFUR (%)	BTU CONTENT (BTU / GAL)	VOLUME (BBL)	PRICE (\$/BBL)
28	RIVIERA	FERRELL	NA-TRUCK DELIVERY	STC		06/29/2007	PRO	N/A	N/A	3	124.1900
29	MARTIN	INDIANTOWN	NA-TRUCK DELIVERY	STC		06/27/2007	PRO	N/A	N/A	11	81.0600
30	CAPE CANAVERAL	SUBURBAN	NA-TRUCK DELIVERY	STC		06/20/2007	PRO	N/A	N/A	6	71.3700
31	MANATEE	SUBURBAN	NA-TRUCK DELIVERY	STC		06/06/2007	PRO	N/A	N/A	6	71.4500

MONTHLY REPORT OF COST AND QUALITY OF FUEL OIL FOR ELECTRIC PLANTS  
 DETAIL OF INVOICE AND TRANSPORTATION CHARGES

FPSC FORM NO. 423-1 (a)

1. REPORTING MONTH: JUN YEAR: 2007  
 2. REPORTING COMPANY: FLORIDA POWER LIGHT COMPANY

3. NAME, TITLE TELEPHONE NUMBER OF CONTACT PERSON CONCERNING DATA  
 SUBMITTED ON THIS FORM: KORY DUBIN, REGULATORY AFFAIRS, (305) 552-4910.

4. SIGNATURE OF OFFICIAL SUBMITTING REPORT: 

5. DATE COMPLETED: 08/23/2007

**EDITED COPY**

(A)	(B)	(C)	(D)	(E)	(F)	(G)	(H)	(I)	(J)	(K)	(L)	(M)	(N)	(O)	(P)	(Q)	(R)
LINE NO.	PLANT	SUPPLIER	DELIVERY LOCATION	DELIVERY DATE	TYPE OIL	VOLUME (BBL)	INVOICE PRICE (\$/BBL)	INVOICE AMOUNT (\$)	DISCOUNT (\$)	NET AMOUNT (\$)	NET PRICE (\$/BBL)	QUALITY ADJUST. (\$/BBL)	EFFECTIVE PUR PRICE (\$/BBL)	TRANSP TO TERM (\$/BBL)	ADDITIONAL TRANS CHGS (\$/BBL)	OTHER CHGS (\$/BBL)	DELIVERED PRICE (\$/BBL)
1	PCC	CONOCO	PORT CANAVERAL	06/21/2007	F06	53789								0.0000			57.7165
2	PMR	CONOCO	PALM BEACH	06/04/2007	F06	110051								0.0000			55.2679
3	PMR	CONOCO	PALM BEACH	06/15/2007	F06	74289								0.0000			57.0479
4	PMR	CONOCO	PALM BEACH	06/26/2007	F06	113329								0.0000			57.0579
5	PRV	CONOCO	RIVIERA	06/15/2007	F06	38489								0.0000			56.8020
6	PTF	CONOCO	FISHER ISLAND	06/23/2007	F06	53212								0.0000			57.9429
7	PMR	GLENCORE	PALM BEACH	06/22/2007	F06	148085								0.0000			57.1279
8	PTF	GLENCORE	FISHER ISLAND	06/12/2007	F06	148073								0.0000			55.8029
9	PMT	SEMPRA	PORT MANATEE	06/04/2007	F06	148148								0.0000			55.2557
10	PMT	SEMPRA	PORT MANATEE	06/14/2007	F06	147913								0.0000			56.2857
11	PMT	SEMPRA	PORT MANATEE	06/27/2007	F06	146182								0.0000			56.2857
12	PMT	SHELL	PORT MANATEE	06/01/2007	F06	129557								0.0000			54.5757
13	PMT	SHELL	PORT MANATEE	06/08/2007	F06	129803								0.0000			55.7657
14	PMT	SHELL	PORT MANATEE	06/15/2007	F06	130182								0.0000			55.7657
15	PMT	SHELL	PORT MANATEE	06/26/2007	F06	129924								0.0000			55.7757
16	PPE	VITOL	PORT EVERGLADES	06/16/2007	F06	51595								0.0000			59.8242
17	PPE	VITOL	PORT EVERGLADES	06/20/2007	F06	139849								0.0000			59.8242
18	PTF	VITOL	FISHER ISLAND	06/18/2007	F06	51904								0.0000			60.3629
19	PTF	VITOL	FISHER ISLAND	06/22/2007	F06	52125								0.0000			60.5829
20	PFM	ROYAL		06/15/2007	F03	18511								0.0000			93.1700
21	PTF	AMERIGAS		06/20/2007	PRO	5	95.7600	479	0	479	95.7600	0.0000	95.7600	0.0000	0.0000	0.0000	95.7600
22	PPE	AMERIGAS		06/01/2007	PRO	12	105.1900	1,262	0	1,262	105.1900	0.0000	105.1900	0.0000	0.0000	0.0000	105.1900
23	PPE	AMERIGAS		06/20/2007	PRO	11	105.2200	1,157	0	1,157	105.2200	0.0000	105.2200	0.0000	0.0000	0.0000	105.2200
24	PRV	FERRELL		06/01/2007	PRO	3	125.2800	376	0	376	125.2800	0.0000	125.2800	0.0000	0.0000	0.0000	125.2800
25	PRV	FERRELL		06/08/2007	PRO	3	123.7300	371	0	371	123.7300	0.0000	123.7300	0.0000	0.0000	0.0000	123.7300
26	PRV	FERRELL		06/15/2007	PRO	2	125.5800	251	0	251	125.5800	0.0000	125.5800	0.0000	0.0000	0.0000	125.5800

MONTHLY REPORT OF COST AND QUALITY OF FUEL OIL FOR ELECTRIC PLANTS

DETAIL OF INVOICE AND TRANSPORTATION CHARGES

FPSC FORM NO. 423-1 (a)

1. REPORTING MONTH: JUN YEAR: 2007

2. REPORTING COMPANY: FLORIDA POWER LIGHT COMPANY

3. NAME, TITLE TELEPHONE NUMBER OF CONTACT PERSON CONCERNING DATA  
SUBMITTED ON THIS FORM: KORY DUBIN, REGULATORY AFFAIRS, (305) 552-4910.

4. SIGNATURE OF OFFICIAL SUBMITTING REPORT: 

5. DATE COMPLETED: 08/23/2007

(A)	(B)	(C)	(D)	(E)	(F)	(G)	(H)	(I)	(J)	(K)	(L)	(M)	(N)	(O)	(P)	(Q)	(R)
LINE NO.	PLANT	SUPPLIER	DELIVERY LOCATION	DELIVERY DATE	TYPE OIL	VOLUME (BBLS)	INVOICE PRICE (\$/BBL)	INVOICE AMOUNT (\$)	DISCOUNT (\$)	NET AMOUNT (\$)	NET PRICE (\$/BBL)	QUALITY ADJUST. (\$/BBL)	EFFECTIVE PUR PRICE (\$/BBL)	TRANSP TO TERM (\$/BBL)	ADDITIONAL TRANS CHGS (\$/BBL)	OTHER CHGS (\$/BBL)	DELIVERED PRICE (\$/BBL)
27	PRV	FERRELL		06/22/2007	PRO	3	124.9800	375	0	375	124.9800	0.0000	124.9800	0.0000	0.0000	0.0000	124.9800
28	PRV	FERRELL		06/29/2007	PRO	3	124.1900	373	0	373	124.1900	0.0000	124.1900	0.0000	0.0000	0.0000	124.1900
29	PMR	INDIANTOWN		06/27/2007	PRO	11	81.0600	892	0	892	81.0600	0.0000	81.0600	0.0000	0.0000	0.0000	81.0600
30	PCC	SUBURBAN		06/20/2007	PRO	6	71.3700	428	0	428	71.3700	0.0000	71.3700	0.0000	0.0000	0.0000	71.3700
31	PMT	SUBURBAN		06/06/2007	PRO	6	71.4500	429	0	429	71.4500	0.0000	71.4500	0.0000	0.0000	0.0000	71.4500

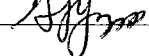
FPSC FORM NO. 423-1(b)

MONTHLY REPORT OF COST AND QUALITY OF FUEL OIL FOR ELECTRIC PLANTS  
REPORT OF ADJUSTMENTS TO PREVIOUS OIL DELIVERIES

1. REPORTING MONTH: JUNE 2007

3. NAME, TITLE, & TELEPHONE NUMBER OF CONTACT PERSON CONCERNING DATA  
SUBMITTED ON THIS FORM: KORY DUBIN, REGULATORY AFFAIRS,

2. REPORTING COMPANY: FLORIDA POWER & LIGHT COMPANY

4. SIGNATURE OF OFFICIAL SUBMITTING REPORT: 

5. DATE COMPLETED: 8/16/2007

LINE NO.	MONTH REPORTED	FORM PLANT NAME	SUPPLIER	ORIGINAL LINE NUMBER	OLD VOLUME (BBLs)	FORM NO.	COLUMN DESIGNATOR & TITLE	OLD VALUE	NEW VALUE	NEW DELIVERED PRICE (\$/BBL)	REASON FOR REVISION
(A)	(B)	(C)	(D)	(E)	(F)	(G)	(H)	(I)	(J)	(K)	(L)
1	NONE										


**MONTHLY REPORT OF COST AND QUALITY OF COAL FOR ELECTRIC PLANTS  
ORIGIN, TONNAGE, DELIVERED PRICE AND AS RECEIVED QUALITY**

1. Report For Month/Yr: **June 2007**

4. Name, Title & Telephone Number of Contact  
Person Concerning Data Submitted on this Form: **Korel M. Dubin (305-552-4910)**

2. Reporting Company: **Florida Power & Light**

5. Signature of Official Submitting Report:



3. Plant Name: **St. Johns River Power Park (SJRPP)**

6. Date Completed: **July 9, 2007**

Line No.	Supplier Name	Mine Location	Purchase Type	Transportation Mode	Tons	Effective Purchase Price (\$/Ton)	Total Trans Cost (\$/Ton)	FOB Plant Price (\$/Ton)	As Received Coal Quality			
									Sulfur Content (%)	Btu Content (%)	Ash Content (%)	Moisture Content (%)
(a)	(b)	(c)	(d)	(e)	(f)	(g)	(h)	(i)	(j)	(k)	(l)	(m)
1	Capex	„	S	OC	10,734			67.43	5.39	14,435	0.49	4.52
2	Coal Marketing Company	45,IM,999	LTC	OC	52,306			50.41	0.66	10,975	10.91	12.34
3	DTE Clover, LLC	08,KY,095	LTC	UR	21,546			55.36	1.20	12,554	9.69	6.53

**EDITED COPY**

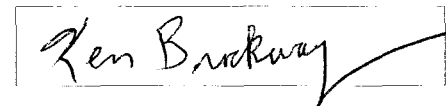
**MONTHLY REPORT OF COST AND QUALITY OF COAL FOR ELECTRIC PLANTS  
DETAIL OF INVOICE PURCHASE PRICE**

1. Report For Month/Yr: **June 2007**

4. Name, Title & Telephone Number of Contact  
Person Concerning Data Submitted on this Form: **Korel M. Dubin (305-552-4910)**

2. Reporting Company: **Florida Power & Light**

5. Signature of Official Submitting Report:



3. Plant Name: **St. Johns River Power Park (SJRPP)**

6. Date Completed: **July 9, 2007**

Line No.	Supplier Name	Mine Location	Purchase Type	Tons	FOB Mine Price (\$/Ton)	Short Haul & Loading Charge	Original Invoice Price (\$/Ton)	Retro-active Price Increases (\$/Ton)	Base Price (\$/Ton)	Quality Adjustments (\$/Ton)	Effective Purchase Price (\$/Ton)
(a)	(b)	(c)	(d)	(e)	(f)	(g)	(h)	(i)	(j)	(k)	(l)
1	Capex	„	S	10,734		0.00		0.00		0.00	
2	Coal Marketing Company	45,IM,999	LTC	52,306		0.00		0.00		0.00	
3	DTE Clover, LLC	08,KY,095	LTC	21,546		0.00		0.00		0.00	

**EDITED COPY**



**MONTHLY REPORT OF COST AND QUALITY OF COAL FOR ELECTRIC PLANTS  
DETAIL OF TRANSPORTATION CHARGES**

1. Report For Month/Yr: **June 2007**

4. Name, Title & Telephone Number of Contact

Person Concerning Data Submitted on this Form: **Korel M. Dubin (305-552-4910)**

2. Reporting Company: **Florida Power & Light**

5. Signature of Official Submitting Report:



3. Plant Name: **St. Johns River Power Park (SJRPP)**

6. Date Completed:

**July 9, 2007**

Line No.	Supplier Name	Mine Location	Shipping Point	Transportation Mode	Tons	Effective Purchase Price (\$/Ton)	Short Haul & Loading Charge (\$/Ton)	Rail Charges		Waterborne Charges				Total Transport Charges (\$/Ton)	FOB Plant Price (\$/Ton)	
								Rail Rate (\$/Ton)	Other Rail Charges (\$/Ton)	River Barge Rate (\$/Ton)	Trans-loading Rate (\$/Ton)	Ocean Barge Rate (\$/Ton)	Other Water Charges (\$/Ton)			Related Charges (\$/Ton)
(a)	(b)	(c)	(d)	(e)	(f)	(g)	(h)	(i)	(j)	(k)	(l)	(m)	(n)	(o)	(p)	(q)
1	Capex	„	CAPEX	OC	10,734		0.00		0.00	0.00	0.00	0.00	0.00	0.00		67.43
2	Coal Marketing Company	45,IM,999	EL CERREJON	OC	52,306		0.00		0.00	0.00	0.00	0.00	0.00	0.00		50.41
3	DTE Clover, LLC	08,KY,095	CLOVER DTE	UR	21,546		0.00		0.00	0.00	0.00	0.00	0.00	0.00		55.36


**EDITED COPY**

**MONTHLY REPORT OF COST AND QUALITY OF COAL FOR ELECTRIC PLANTS  
ORIGIN, TONNAGE, DELIVERED PRICE, AND AS RECEIVED QUALITY**

1. Reporting Month: **May** Year: **2007**  
 2. Reporting Company: **FLORIDA POWER & LIGHT COMPANY**  
 3. Plant Name: **R.W.SCHERER**

4. Name, Title & Telephone Number of Contact Person Concerning Data  
 Submitted on this Form: **Korel M. Dubin**  
 (305) 552-4910

5. Signature of Official Submitting Report:



6. Date Completed: **16-Jul-07**

Line No.	Supplier Name	Mine Location	Purchase Type	Transport Mode	Tons	Purchase Price (\$/Ton)	Effective Transport Charges (\$/Ton)	Total FOB Plant Price (\$/Ton)	Sulfur Content (%)	Btu Content (Btu/lb)	Ash Content (%)	Moisture Content (%)
(a)	(b)	(c)	(d)	(e)	(f)	(g)	(h)	(i)	(j)	(k)	(l)	(m)
(1)	FOUNDATION COAL WEST	19/WY/5	S	UR	8,868.99	15.679	23.22	38.899	0.24	8,467	4.34	29.59
(2)	KENNECOTT COAL SALES	19/WY/5	S	UR	61,080.06	8.352	23.20	31.552	0.25	8,807	5.22	25.84
(3)	POWDER RIVER COAL	19/WY/5	S	UR	45,417.05	9.308	23.21	32.518	0.23	8,785	4.23	26.89
(4)	FOUNDATION COAL WEST	19/WY/5	S	UR	16,671.11	8.039	23.17	31.209	0.36	8,416	4.60	29.37
(5)	COALSALES, LLC	19/WY/5	S	UR	35,418.24	8.592	23.21	31.802	0.35	8,475	4.69	29.38
(6)	COALSALES, LLC	19/WY/5	S	UR	35,235.31	7.047	23.20	30.247	0.38	8,214	5.02	30.37
(7)	FOUNDATION COAL WEST	19/WY/5	S	UR	25,143.14	10.812	23.40	34.212	0.40	8,494	4.63	28.89
(8)	BUCKSKIN MINING COMPAI	19/WY/5	S	UR	20,516.29	10.323	23.16	33.483	0.33	8,295	4.27	30.52
(9)	DTE COAL SERVICES	19/WY/5	S	UR	8,340.10	11.132	23.20	34.332	0.29	8,848	5.01	26.59
(10)	KENNECOTT COAL SALES	19/WY/5	S	UR	11,241.61	12.717	23.14	35.857	0.22	8,804	5.04	26.12

**MONTHLY REPORT OF COST AND QUALITY OF COAL FOR ELECTRIC PLANTS  
DETAILED PURCHASED COAL INVOICE INFORMATION**

1. Reporting Month: **May** Year: **2007**  
 2. Reporting Company: **FLORIDA POWER & LIGHT COMPANY**  
 3. Plant Name: **R.W.SCHERER**

4. Name, Title & Telephone Number of Contact Person Concerning Data  
 Submitted on this Form: **Korel M. Dubin**  
 (305) 552-4910

5. Signature of Official Submitting Report:



6. Date Completed: **16-Jul-07**

Line No.	Supplier Name	Mine Location	Purch. Type	Tons	FOB Mine Price (\$/Ton)	Shorthaul & Loading Charges (\$/Ton)	Original Invoice Price (\$/Ton)	Retroactive Price Increase (\$/Ton)	Base Price (\$/Ton)	Quality Adjustments (\$/Ton)	Effective Purchase Price (\$/Ton)
(a)	(b)	(c)	(d)	(e)	(f)	(g)	(h)	(i)	(j)	(k)	(l)
(1)	FOUNDATION COAL WEST	19/WY/5	S	8,868.99	16.050	-	16.050	-	16.050	(0.371)	15.679
(2)	KENNECOTT COAL SALES	19/WY/5	S	61,080.06	8.346	-	8.346	-	8.346	0.006	8.352
(3)	POWDER RIVER COAL	19/WY/5	S	45,417.05	9.363	-	9.363	-	9.363	(0.055)	9.308
(4)	FOUNDATION COAL WEST	19/WY/5	S	16,671.11	8.025	-	8.025	-	8.025	0.014	8.039
(5)	COALSALES, LLC	19/WY/5	S	35,418.24	8.616	-	8.616	-	8.616	(0.024)	8.592
(6)	COALSALES, LLC	19/WY/5	S	35,235.31	7.116	-	7.116	-	7.116	(0.069)	7.047
(7)	FOUNDATION COAL WEST	19/WY/5	S	25,143.14	10.700	-	10.700	-	10.700	0.112	10.812
(8)	BUCKSKIN MINING COMPAN	19/WY/5	S	20,516.29	10.540	-	10.540	-	10.540	(0.217)	10.323
(9)	DTE COAL SERVICES	19/WY/5	S	8,340.10	11.075	-	11.075	-	11.075	0.057	11.132
(10)	KENNECOTT COAL SALES	19/WY/5	S	11,241.61	12.712	-	12.712	-	12.712	0.005	12.717

**MONTHLY REPORT OF COST AND QUALITY OF COAL FOR ELECTRIC PLANTS  
DETAILED TRANSPORTATION INVOICE INFORMATION**

1. Reporting Month: **May** Year: **2007**  
 2. Reporting Company: **FLORIDA POWER & LIGHT COMPANY**  
 3. Plant Name: **R.W.SCHERER**

4. Name, Title & Telephone Number of Contact Person Concerning Data  
 Submitted on this Form: Korel M. Dubin  
 (305) 552-4910

5. Signature of Official Submitting Report: *Kenneth Brinkway*

6. Date Completed: 16-Jul-07

Line No.	Supplier Name	Mine Location	Shipping Point	Transport Mode	Tons	Effective Purchase Price (\$/Ton)	Additional Shorthaul & Loading Charges (\$/Ton)	Rail Charges		Waterborne Charges					Total Transportation Charges (\$/Ton)	FOB Plant Price (\$/Ton)
								Rail Rate (\$/Ton)	Other Rail Charges (\$/Ton)	River Barge Rate (\$/Ton)	Trans-loading Rate (\$/Ton)	Ocean Barge Rate (\$/Ton)	Other Water Charges (\$/Ton)	Other Related Charges (\$/Ton)		
(a)	(b)	(c)	(d)	(e)	(f)	(g)	(h)	(i)	(j)	(k)	(l)	(m)	(n)	(o)	(p)	(q)
(1)	FOUNDATION COAL WEST	19/WY/5	BELLE AYR, WY	UR	8,868.99	15.679	-	23.22	-	-	-	-	-	-	23.22	38.899
(2)	KENNECOTT COAL SALES	19/WY/5	CONVERSE, JCT, WY	UR	61,080.06	8.352	-	23.20	-	-	-	-	-	-	23.20	31.552
(3)	POWDER RIVER COAL	19/WY/5	NACCO, JCT, WY	UR	45,417.05	9.308	-	23.21	-	-	-	-	-	-	23.21	32.518
(4)	FOUNDATION COAL WEST	19/WY/5	EAGLE, JCT, WY	UR	16,671.11	8.039	-	23.17	-	-	-	-	-	-	23.17	31.209
(5)	COALSALES, LLC	19/WY/5	CABALO JCT, WY	UR	35,418.24	8.592	-	23.21	-	-	-	-	-	-	23.21	31.802
(6)	COALSALES, LLC	19/WY/5	RAWHIDE, JCT, WY	UR	35,235.31	7.047	-	23.20	-	-	-	-	-	-	23.20	30.247
(7)	FOUNDATION COAL WEST	19/WY/5	EAGLE, JCT, WY	UR	25,143.14	10.812	-	23.40	-	-	-	-	-	-	23.40	34.212
(8)	BUCKSKIN MINING COMPA	19/WY/5	BUCKSKIN, JCT, WY	UR	20,516.29	10.323	-	23.16	-	-	-	-	-	-	23.16	33.483
(9)	DTE COAL SERVICES	19/WY/5	THUNDER, JCT, WY	UR	8,340.10	11.132	-	23.20	-	-	-	-	-	-	23.20	34.332
(10)	KENNECOTT COAL SALES	19/WY/5	CONVERSE, JCT, WY	UR	11,241.61	12.717	-	23.14	-	-	-	-	-	-	23.14	35.857

## CERTIFICATE OF SERVICE

**I, THE UNDERSIGNED COUNSEL, HEREBY CERTIFY** that copies of Florida Power & Light Company's forms 423-1, 423-1(a) edited, and 423-1(b) for the month of June, 2007, copies of St. Johns River Power Park edited forms 423-2, 423-2(a), and 423-2(b) for the month of June, 2007; and copies of Plant Scherer forms 423-2, 423-2(a), and 423-2(b) for the month of May, 2007 have been served via first class mail, postage prepaid to the parties listed below, this 11th day of October, 2007.

Lisa Bennett, Esq.  
Division of Legal Services  
Florida Public Service Commission  
2540 Shumard Oak Blvd.  
Tallahassee, Florida 32399-0850

Charles J. Beck, Esq.  
Office of Public Counsel  
c/o The Florida Legislature  
111 West Madison Street, Room 812  
Tallahassee, Florida 32399

Lee L. Willis, Esq.  
James D. Beasley, Esq.  
Ausley & McMullen  
Attorneys for Tampa Electric  
P.O. Box 391  
Tallahassee, Florida 32302

John T. Burnett, Esq.  
Progress Energy Service  
Company, LLC  
P.O. Box 14042  
St. Petersburg, Florida 33733-4042


John W. McWhirter, Jr., Esq.  
McWhirter Reeves  
Attorneys for FIPUG  
400 North Tampa Street, Suite 2450  
117 South Gadsden Street  
Tampa, Florida 33602

Norman H. Horton, Jr., Esq.  
Floyd R. Self, Esq.  
Messer, Caparello & Self  
Attorneys for FPUC  
P.O. Box 1876  
Tallahassee, Florida 32302-1876

Jeffrey A. Stone, Esq.  
Russell A. Badders, Esq.  
Beggs & Lane  
Attorneys for Gulf Power  
P.O. Box 12950  
Pensacola, Florida 32576-2950

Michael B. Twomey, Esq.  
Attorney for AARP  
Post Office Box 5256  
Tallahassee, Florida 32314-5256

James W. Brew, Esq.  
Brickfield, Burchette, Ritts & Stone, P.C  
Attorneys for PCS Phosphate  
1025 Thomas Jefferson Street, NW,  
Eighth Floor, West Tower  
Washington, DC 20007-5201



John T. Butler