



RECEIVED-FPSC

09 JAN 28 AM 9:48

COMMISSION  
CLERK

January 22, 2009

Ms. Ann Cole  
Commission Clerk  
Florida Public Service Commission  
2540 Shumard Oak Boulevard  
Tallahassee, Florida 32399-0850

REDACTED

Re: Docket No. 080001-EI

Dear Ms. Cole:

Enclosed for filing on behalf of Progress Energy Florida, Inc. are an original plus ten (10) copies of FPSC 423 forms for the month of December, 2008, along with Progress Energy Florida, Inc.'s Request for Specified Confidential Treatment. Forms 423-1A, 423-2, 423-2A, 423-2B, and 423-2C contained in this filing have been edited to delete certain confidential information. An unedited copy of the 423 forms, has been submitted for filing this date under separate cover.

Please acknowledge your receipt and filing of the above on the enclosed copy of this letter and return same to me.

Sincerely,

John Burnett  
Associate General Counsel

- COM \_\_\_\_\_
- ECR** \_\_\_\_\_ JB/emc
- GCL 2 \_\_\_\_\_ Enclosures
- OPC \_\_\_\_\_ cc: Parties of record
- RCP \_\_\_\_\_
- SSC \_\_\_\_\_
- SGA \_\_\_\_\_
- ADM \_\_\_\_\_
- CLK \_\_\_\_\_


DOCUMENT NUMBER - DATE  
00701 JAN 28 08  
FPSC-COMMISSION CLERK

Progress Energy Florida, Inc.

CERTIFICATE OF SERVICE

Docket No. 080001-EI

I HEREBY CERTIFY that a true copy of Progress Energy Florida, Inc.'s FPSC 423 Forms for the month of December, 2008 have been furnished to the following individuals via regular U.S. Mail on this 25<sup>th</sup> day of January, 2009.

  
\_\_\_\_\_  
Attorney

James W. Brew  
Brickfield, Burchette, Ritts & Stone, P.C.  
1025 Thomas Jefferson St. NW  
8<sup>th</sup> Floor, West Tower  
Washington, DC 20007-5201

Keino Young  
Lisa Bennett, Esq.  
Florida Public Service Commission  
2540 Shumard Oak Blvd.  
Tallahassee, FL 32399-0850

Lee L. Willis, Esq.  
James D. Beasley, Esq.  
Ausley & McMullen  
P.O. Box 391  
Tallahassee, FL 32302

Susan D. Ritenour  
Gulf Power Company  
One Energy Place  
Pensacola, FL 32520-0780

Jeffrey A. Stone  
Russell A. Badders  
Steven R. Griffin  
Beggs & Lane  
P.O. Box 12950  
Pensacola, FL 32591

Ms. Paula K. Brown  
Regulatory Affairs  
Tampa Electric Company  
P.O. Box 111  
Tampa, FL 33601-0111

Norman Horton, Jr.  
Messer, Caparello & Self, P.A.  
P.O. Box 15579  
Tallahassee, FL 32317

Joseph A. McGlothlin, Esq.  
Office of Public Counsel  
111 W. Madison St., Room 812  
Tallahassee, FL 32399

Florida Industrial Power Users Group  
John W. McWhirter, Jr.  
McWhirter, Reeves & Davidson, P.A.  
PO Box 3350  
Tampa, FL 33601-3350

Ms. Cheryl Martin  
Florida Public Utilities Company  
P.O. Box 3395  
West Palm Beach, FL 33402-3395

Florida Power & Light Co.  
R. Wade Litchfield  
John T. Butler  
700 Universe Blvd.  
Juno Beach, FL 33408-0420

FPSC FORM 423-1

MONTHLY REPORT OF COST AND QUALITY OF FUEL FOR ELECTRIC PLANTS  
ORIGIN, VOLUME, DELIVERED PRICE AND AS RECEIVED QUALITY

1. REPORTING MONTH: 11/2008  
2. REPORTING COMPANY: FLORIDA POWER CORPORATION

3. NAME, TITLE, TELEPHONE NUMBER OF CONTACT PERSON CONCERNING DATA  
SUBMITTED ON THIS FORM: Jill Allyson Senior Business Financial Analyst (979) 546-7949

4. SIGNATURE OF OFFICIAL SUBMITTED REPORT:   
Denise Hards  
Lead Business Financial Analyst

5. DATE COMPLETED: 01/07/2009

LINE NO.	PLANT NAME	SUPPLIER NAME	SHIPPING POINT	PURCHASE TYPE	DELIVERY LOCATION	DELIVERY DATE	TYPE OIL	SULFUR CONTENT (%)	BTU CONTENT (Btu/gal)	VOLUME (Bbls)	DELIVERED PRICE (\$/Bbl)
(a)	(b)	(c)	(d)	(e)	(f)	(g)	(h)	(i)	(j)	(k)	(l)
1	Ancote	Transfer Facility	Martin Gas Terminal	N/A	FOB PLANT	11/2008		0.04	139,141	694	\$2.7049
2	Bartow Steam Plant	Martin Product Sales	Houston, TX	S	FOB PLANT	11/2008		0.03	145,185	44,972	\$85.9921
3	Bartow Steam Plant	RIO Energy International Inc.	Houston, TX	MTC	FOB TERMINAL	11/2008		1.27	156,070	210,855	\$48.0077
4	Bayboro Peakers	Transfer Facility	Martin Gas Terminal	N/A	FOB PLANT	11/2008		0.04	139,141	10,355	\$7.1807
5	Crystal River	Transfer Facility	Martin Gas Terminal	N/A	FOB PLANT	11/2008		0.04	139,141	6,575	\$3.9060
6	Martin Gas Terminal	Martin Product Sales	Pascagoula, MS	S	FOB TERMINAL	11/2008		0.04	139,141	25,000	\$51.2848

DOCUMENT NUMBER-DATE  
00701 JAN 28 8  
FPSC-COMMISSION CLERK


MONTHLY REPORT OF COST AND QUALITY OF COAL FOR ELECTRIC PLANTS  
ORIGIN, TONNAGE, DELIVERED PRICE AND AS RECEIVED QUALITY

**SPECIFIED  
CONFIDENTIAL**

1. Report for: Mo. 11/2008  
2. Reporting Company: Florida Power Corporation  
3. Plant Name: Crystal River 1 & 2

4. NAME, TITLE, TELEPHONE NUMBER OF CONTACT PERSON CONCERNING DATA  
SUBMITTED ON THIS FORM: Kelly Jo Irons, Associate Business Financial Analyst, (919) 546-5028

5. Signature of Official Submitting Report :



Denise Hards - Lead Business Financial Analyst

6. DATE COMPLETED: 1/16/2009

Lin No	Supplier Name	Mine Location	Purchas Type	Transpor- tation Mode	Tons	Total		F.O.B.	As Received Coal Quality			
						Effective Purchase Price (\$/Ton)	Transpor- tation Cost (\$/Ton)		Plant Price (\$/Ton)	Percent Sulfur (%)	Btu Content (Btu/lb)	Percent Ash (%)
(a)	(b)	(c)	(d)	(e)	(f)	(g)	(h)	(i)	(j)	(k)	(l)	(m)
1	B&W Resources Inc	8, KY, 51	MTC	UR	11,774			\$76.69	0.93	12,270	9.87	7.21
2	B&W Resources Inc	8, KY, 51	MTC	UR	11,452			\$137.05	0.90	12,101	10.72	7.34
3	CAM Mining LLC	8, KY, 195	MTC	UR	11,258			\$82.98	1.02	12,510	10.75	6.00
4	Constellation Energy Commodities Group Inc.	8, WV, 5	MTC	UR	10,699			\$82.03	0.74	12,554	11.87	4.62
5	Constellation Energy Commodities Group Inc.	8, KY, 193	S	UR	11,872			\$147.01	0.89	12,799	9.19	6.03
6	Constellation Energy Commodities Group Inc.	8, WV, 5	S	UR	10,684			\$138.68	0.89	11,944	13.13	7.66
7	Constellation Energy Commodities Group Inc.	8, WV, 81	MTC	UR	10,518			\$82.05	0.92	12,847	8.94	6.64
8	Massey Utility Sales Company	8, WV, 81	MTC	UR	10,015			\$76.74	0.90	11,960	11.66	8.06
9	Sempra Energy Trading	8, KY, 195	S	UR	11,254			\$142.23	0.98	12,596	10.05	6.25
10	Sempra Energy Trading	8, WV, 5	S	UR	9,848			\$142.52	0.92	12,406	10.87	6.89
11	Transfer Facility	N/A	N/A	GB	2,064			\$105.88	0.60	11,436	9.73	10.65
12	Trinity Coal Marketing LLC	8, KY, 71	LTC	UR	23,339			\$76.36	0.86	11,968	11.48	7.32

DOCUMENT NUMBER-DATE  
00701 JAN 28 8  
FPSC-COMMISSION CLERK

MONTHLY REPORT OF COST AND QUALITY OF COAL FOR ELECTRIC PLANTS  
ORIGIN, TONNAGE, DELIVERED PRICE AND AS RECEIVED QUALITY

**SPECIFIED  
CONFIDENTIAL**

1. Report for: Mo. 11/2008  
2. Reporting Company: Florida Power Corporation  
3. Plant Name: Crystal River 1 & 2

4. NAME, TITLE, TELEPHONE NUMBER OF CONTACT PERSON CONCERNING DATA  
SUBMITTED ON THIS FORM: Kelly Jo Irons, Associate Business Financial Analyst, (919) 546-5028

5. Signature of Official Submitting Report : *Denise Hards*  
Denise Hards - Lead Business Financial Analyst

6. DATE COMPLETED: 1/16/2009

Lin No	Supplier Name	Mine Location	Purchas Type	Tons	F.O.B. Mine Price (\$/Ton)	Short Haul & Loading Charges (\$/Ton)	Original Invoice Price (\$/Ton)	Retro-active Price Inc(Dec) (\$/Ton)	Base Price (\$/Ton)	Quality Adjust-ments (\$/Ton)	Effective Purchase Price (\$/Ton)
(a)	(b)	(c)	(d)	(e)	(f)	(g)	(h)	(i)	(j)	(k)	(l)
1	B&W Resources Inc	8, KY, 51	MTC	11,774		N/A		\$0.00			
2	B&W Resources Inc	8, KY, 51	MTC	11,452		N/A		\$0.00			
3	CAM Mining LLC	8, KY, 195	MTC	11,258		N/A		\$0.00			
4	Constellation Energy Commodities Group Inc.	8, WV, 5	MTC	10,699		N/A		\$0.00			
5	Constellation Energy Commodities Group Inc.	8, KY, 193	S	11,872		N/A		\$0.00			
6	Constellation Energy Commodities Group Inc.	8, WV, 5	S	10,684		N/A		\$0.00			
7	Constellation Energy Commodities Group Inc.	8, WV, 81	MTC	10,518		N/A		\$0.00			
8	Massey Utility Sales Company	8, WV, 81	MTC	10,015		N/A		\$0.00			
9	Sempra Energy Trading	8, KY, 195	S	11,254		N/A		\$0.00			
10	Sempra Energy Trading	8, WV, 5	S	9,848		N/A		\$0.00			
11	Transfer Facility	N/A	N/A	2,064		N/A		\$0.00		N/A	
12	Trinity Coal Marketing LLC	8, KY, 71	LTC	23,339		N/A		\$0.00			

MONTHLY REPORT OF COST AND QUALITY OF COAL FOR ELECTRIC PLANTS  
ORIGIN, TONNAGE, DELIVERED PRICE AND AS RECEIVED QUALITY



1. Report for: Mo. 11/2008  
 2. Reporting Company: Florida Power Corporation  
 3. Plant Name: Crystal River 1 & 2

4. NAME, TITLE, TELEPHONE NUMBER OF CONTACT PERSON CONCERNING DATA  
 SUBMITTED ON THIS FORM: Kelly Jo Irons, Associate Business Financial Analyst, (919) 546-5028

5. Signature of Official Submitting Report : *Kelly Jo Irons*  
 Denise Hards - Lead Business Financial Analyst

6. DATE COMPLETED: 1/16/2009

Line No.	Supplier Name	Mine Location	Shipping Point	Transportation Mode	Tons	Effective Purchase Price (\$/Ton)	Additional Shorthaul & Loading Charges (\$/Ton)	Rail Rate (\$/Ton)	Other Rail Charges (\$/Ton)	River Barge Rate (\$/Ton)	Trans-loading Rate (\$/Ton)	Ocean Barge Rate (\$/Ton)	Other Water Charges (\$/Ton)	Other Related Charges (\$/Ton)	Transportation Charges (\$/Ton)	F.O.B.
																Plant Price (\$/Ton)
(a)	(b)	(c)	(d)	(e)	(f)	(g)	(h)	(i)	(j)	(k)	(l)	(m)	(n)	(o)	(p)	(q)
1	B&W Resources Inc	8, KY, 51	Resource	UR	11,774		N/A			N/A	N/A	N/A	N/A	N/A		\$76.69
2	B&W Resources Inc	8, KY, 51	Resource	UR	11,452		N/A			N/A	N/A	N/A	N/A	N/A		\$137.05
3	CAM Mining LLC	8, KY, 195	Damron Fork	UR	11,258		N/A			N/A	N/A	N/A	N/A	N/A		\$82.98
4	Constellation Energy Commodities Group In	8, WV, 5	Ashley Kay	UR	10,699		N/A			N/A	N/A	N/A	N/A	N/A		\$82.03
5	Constellation Energy Commodities Group In	8, KY, 193	Leatherwood	UR	11,872		N/A			N/A	N/A	N/A	N/A	N/A		\$147.01
6	Constellation Energy Commodities Group In	8, WV, 5	Holbrook	UR	10,684		N/A			N/A	N/A	N/A	N/A	N/A		\$138.68
7	Constellation Energy Commodities Group In	8, WV, 81	Goals	UR	10,518		N/A			N/A	N/A	N/A	N/A	N/A		\$82.05
8	Massey Utility Sales Company	8, WV, 81	Goals	UR	10,015		N/A			N/A	N/A	N/A	N/A	N/A		\$76.74
9	Sempra Energy Trading	8, KY, 195	Damron Fork	UR	11,254		N/A			N/A	N/A	N/A	N/A	N/A		\$142.23
10	Sempra Energy Trading	8, WV, 5	Liberty	UR	9,848		N/A			N/A	N/A	N/A	N/A	N/A		\$142.52
11	Transfer Facility	N/A	Davant, La	GB	2,064		N/A	N/A	N/A	N/A				N/A		\$105.88
12	Trinity Coal Marketing LLC	8, KY, 71	Banner	UR	23,339		N/A			N/A	N/A	N/A	N/A	N/A		\$76.36

MONTHLY REPORT OF COST AND QUALITY OF COAL FOR ELECTRIC PLANTS  
 ORIGIN, TONNAGE, DELIVERED PRICE AND AS RECEIVED QUALITY

**SPECIFIED  
 CONFIDENTIAL**

1. Report for: Mo. 11/2008  
 2. Reporting Company: Florida Power Corporation  
 3. Plant Name: Crystal River 1 & 2

4. NAME, TITLE, TELEPHONE NUMBER OF CONTACT PERSON CONCERNING DATA  
 SUBMITTED ON THIS FORM: Kelly Irons, Associate Business Financial Analyst, (919) 546-5028

5. Signature of Official Submitting Report:

*Denise Hards*  
 \_\_\_\_\_  
 Denise Hards - Lead Business Financial Analyst

6. DATE COMPLETED: 1/16/2009

Line No.	Month Reported	Form Plant Name	Intended Generating Plant	Supplier Name	Original Line Number	Volume (tons)	Form No.	Column Title	Old Value	New Value	New F.O.B. Plant Price	Reason for Revision
(a)	(b)	(c)	(d)	(e)	(f)	(g)	(h)	(i)	(j)	(k)	(l)	(m)
NONE												


MONTHLY REPORT OF COST AND QUALITY OF COAL FOR ELECTRIC PLANTS  
ORIGIN, TONNAGE, DELIVERED PRICE AND AS RECEIVED QUALITY

**SPECIFIED  
CONFIDENTIAL**

1. Report for: Mo. 11/2008  
2. Reporting Company: Florida Power Corporation  
3. Plant Name: Crystal River 4 & 5

4. NAME, TITLE, TELEPHONE NUMBER OF CONTACT PERSON CONCERNING DATA  
SUBMITTED ON THIS FORM: Kelly Jo Irons, Associate Business Financial Analyst, (919) 546-5028

5. Signature of Official Submitting Report :



Denise Hards - Lead Business Financial Analyst

6. DATE COMPLETED: 1/16/2009

Lin No	Supplier Name	Mine Location	Purchase Type	Transportation Mode	Tons	Total		F.O.B.	As Received Coal Quality			
						Effective Purchase Price (\$/Ton)	Transportation Cost (\$/Ton)		Plant Price (\$/Ton)	Percent Sulfur (%)	Btu Content (Btu/lb)	Percent Ash (%)
(a)	(b)	(c)	(d)	(e)	(f)	(g)	(h)	(i)	(j)	(k)	(l)	(m)
1	Constellation Energy Commodities Group Inc.	8, WV, 5	S	UR	11,007			\$146.14	0.72	12,578	10.90	6.42
2	Massey Utility Sales Company	8, WV, 5	MTC	UR	34,177			\$88.36	0.70	12,873	11.08	4.40
3	MC Mining LLC	8, KY, 195	MTC	UR	55,841			\$84.93	0.68	12,601	9.12	6.78
4	Transfer Facility	N/A	N/A	GB	141,015			\$82.37	0.60	11,626	8.58	10.35
5	Transfer Facility	N/A	N/A	GB	125,529			\$94.08	0.57	11,381	11.81	9.60



MONTHLY REPORT OF COST AND QUALITY OF COAL FOR ELECTRIC PLANTS  
ORIGIN, TONNAGE, DELIVERED PRICE AND AS RECEIVED QUALITY

**SPECIFIED  
CONFIDENTIAL**

1. Report for: Mo. 11/2008  
 2. Reporting Company: Florida Power Corporation  
 3. Plant Name: Crystal River 4 & 5

4. NAME, TITLE, TELEPHONE NUMBER OF CONTACT PERSON CONCERNING DATA  
 SUBMITTED ON THIS FORM: Kelly Jo Irons, Associate Business Financial Analyst, (919) 546-5028

5. Signature of Official Submitting Report : *K Denise Hards*  
 Denise Hards - Lead Business Financial Analyst

6. DATE COMPLETED: 1/16/2009

Lin No	Supplier Name	Mine Location	Purchase Type	Tons	F.O.B. Mine Price (\$/Ton)	Short Haul & Loading Charges (\$/Ton)	Original Invoice Price (\$/Ton)	Retro-active Price Inc(Dec) (\$/Ton)	Base Price (\$/Ton)	Quality Adjust-ments (\$/Ton)	Effective Purchase Price (\$/Ton)
(a)	(b)	(c)	(d)	(e)	(f)	(g)	(h)	(i)	(j)	(k)	(l)
1	Constellation Energy Commodities Group Inc.	8, WV, 5	S	11,007		N/A		\$0.00			
2	Massey Utility Sales Company	8, WV, 5	MTC	34,177		N/A		\$0.00			
3	MC Mining LLC	8, KY, 195	MTC	55,841		N/A		\$0.00			
4	Transfer Facility	N/A	N/A	141,015		N/A		\$0.00		N/A	
5	Transfer Facility	N/A	N/A	125,529		N/A		\$0.00		N/A	

MONTHLY REPORT OF COST AND QUALITY OF COAL FOR ELECTRIC PLANTS  
ORIGIN, TONNAGE, DELIVERED PRICE AND AS RECEIVED QUALITY



1. Report for: Mo. 11/2008  
 2. Reporting Company: Florida Power Corporation  
 3. Plant Name: Crystal River 4 & 5

4. NAME, TITLE, TELEPHONE NUMBER OF CONTACT PERSON CONCERNING DATA  
 SUBMITTED ON THIS FORM: Kelly Jo Irons, Associate Business Financial Analyst, (919) 546-5028

5. Signature of Official Submitting Report : *Denise Hards*  
 Denise Hards - Lead Business Financial Analyst

6. DATE COMPLETED: 1/16/2009

Line No.	Supplier Name	Mine Location	Shipping Point	Transportation Mode	Tons	Effective Purchase Price (\$/Ton)	Additional Shorthaul & Loading Charges (\$/Ton)	Rail Rate (\$/Ton)	Other Rail Charges (\$/Ton)	River Barge Rate (\$/Ton)	Trans-loading Rate (\$/Ton)	Ocean Barge Rate (\$/Ton)	Other Water Charges (\$/Ton)	Other Related Charges (\$/Ton)	Transportation Charges (\$/Ton)	F.O.B. Plant Price (\$/Ton)
1	Constellation Energy Commodities Group In	8, WV, 5	Sylvester	UR	11,007		N/A			N/A	N/A	N/A	N/A	N/A		\$146.14
2	Massey Utility Sales Company	8, WV, 5	Sylvester	UR	34,177		N/A			N/A	N/A	N/A	N/A	N/A		\$88.36
3	MC Mining LLC	8, KY, 195	Scotts Branch	UR	55,841		N/A			N/A	N/A	N/A	N/A	N/A		\$84.93
4	Transfer Facility	N/A	Davant, La	GB	141,015		N/A	N/A	N/A	N/A				N/A		\$82.37
5	Transfer Facility	N/A	Myrtle Grove, La	GB	125,529		N/A	N/A	N/A	N/A				N/A		\$94.08


MONTHLY REPORT OF COST AND QUALITY OF COAL FOR ELECTRIC PLANTS  
 ORIGIN, TONNAGE, DELIVERED PRICE AND AS RECEIVED QUALITY

**SPECIFIED  
 CONFIDENTIAL**

1. Report for: Mo. 11/2008  
 2. Reporting Company: Florida Power Corporation  
 3. Plant Name: Crystal River 4 & 5

4. NAME, TITLE, TELEPHONE NUMBER OF CONTACT PERSON CONCERNING DATA  
 SUBMITTED ON THIS FORM: Kelly Irons, Associate Business Financial Analyst, (919) 546-5028

5. Signature of Official Submitting Report:

  
 \_\_\_\_\_  
 Denise Hards - Lead Business Financial Analyst

6. DATE COMPLETED: 1/16/2009

Line No.	Month Reported	Form Plant Name	Intended Generating Plant	Supplier Name	Original Line Number	Volume (tons)	Form No.	Column Title	Old Value	New Value	New F.O.B. Plant Price	Reason for Revision
(a)	(b)	(c)	(d)	(e)	(f)	(g)	(h)	(i)	(j)	(k)	(l)	(m)
NONE												

MONTHLY REPORT OF COST AND QUALITY OF COAL FOR ELECTRIC PLANTS  
ORIGIN, TONNAGE, DELIVERED PRICE AND AS RECEIVED QUALITY

**SPECIFIED  
CONFIDENTIAL**

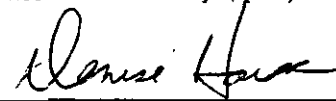
1. Report for: Mo. 11/2008

2. Reporting Company: Florida Power Corporation

3. Plant Name: Transfer Facility - IMT

4. NAME, TITLE, TELEPHONE NUMBER OF CONTACT PERSON CONCERNING DATA  
SUBMITTED ON THIS FORM: Kelly Jo Irons, Associate Business Financial Analyst, (919) 546-5028

5. Signature of Official Submitting Report :



Denise Hards - Lead Business Financial Analyst

6. DATE COMPLETED: 1/16/2009

Lin No	Supplier Name	Mine Location	Purchase Type	Transportation Mode	Tons	Total		F.O.B.	As Received Coal Quality			
						Effective Purchase Price (\$/Ton)	Transportation Cost (\$/Ton)		Plant Price (\$/Ton)	Percent Sulfur (%)	Btu Content (Btu/lb)	Percent Ash (%)
(a)	(b)	(c)	(d)	(e)	(f)	(g)	(h)	(i)	(j)	(k)	(l)	(m)
1	Apex Coal Sales	8, WV, 45	MTC	B	3,548			\$53.66	0.50	9,758	26.95	6.18
2	Apex Coal Sales	8, WV, 45	S	B	1,623			\$116.10	0.68	12,008	11.40	7.37
3	Arch Coal Sales	17, CO, 29	S	B	12,358			\$99.07	0.51	11,940	9.39	8.21
4	Coalsales LLC	N/A	MTC	B	300			\$98.46	0.49	11,121	10.95	10.26
5	Coalsales LLC	N/A	MTC	B	25,814			\$97.54	0.48	11,014	10.96	10.77
6	Coalsales LLC	17, CO, 107	MTC	B	16,071			\$83.95	0.48	11,039	10.80	10.75
7	Keystone Industries LLC	8, WV, 39	MTC	B	6,394			\$80.61	0.70	12,217	12.43	6.57
8	Patriot Coal Sales	8, WV, 39	S	B	17,542			\$79.95	0.71	12,216	12.48	6.49
9	Patriot Coal Sales	8, WV, 39	MTC	B	9,790			\$69.00	0.69	12,146	12.78	6.69
10	Patriot Coal Sales	8, WV, 39	S	B	150			\$80.25	0.69	12,174	11.67	7.81

MONTHLY REPORT OF COST AND QUALITY OF COAL FOR ELECTRIC PLANTS  
ORIGIN, TONNAGE, DELIVERED PRICE AND AS RECEIVED QUALITY



1. Report for: Mo. 11/2008  
 2. Reporting Company: Florida Power Corporation  
 3. Plant Name: Transfer Facility - IMT


4. NAME, TITLE, TELEPHONE NUMBER OF CONTACT PERSON CONCERNING DATA  
 SUBMITTED ON THIS FORM: Kelly Jo Irons, Associate Business Financial Analyst, (919) 546-5028

5. Signature of Official Submitting Report : *Denise Hards*  
 Denise Hards - Lead Business Financial Analyst

6. DATE COMPLETED: 1/16/2009

Lin No	Supplier Name	Mine Location	Purchas Type	Tons	F.O.B. Mine Price (\$/Ton)	Short Haul & Loading Charges (\$/Ton)	Original Invoice Price (\$/Ton)	Retro-active Price Inc(Dec) (\$/Ton)	Base Price (\$/Ton)	Quality Adjust-ments (\$/Ton)	Effective Purchase Price (\$/Ton)
(a)	(b)	(c)	(d)	(e)	(f)	(g)	(h)	(i)	(j)	(k)	(l)
1	Apex Coal Sales	8, WV, 45	MTC	3,548		N/A		\$0.00			
2	Apex Coal Sales	8, WV, 45	S	1,623		N/A		\$0.00			
3	Arch Coal Sales	17, CO, 29	S	12,358		N/A		\$0.00			
4	Coalsales LLC	N/A	MTC	300		N/A		\$0.00			
5	Coalsales LLC	N/A	MTC	25,814		N/A		\$0.00			
6	Coalsales LLC	17, CO, 107	MTC	16,071		N/A		\$0.00			
7	Keystone Industries LLC	8, WV, 39	MTC	6,394		N/A		\$0.00			
8	Patriot Coal Sales	8, WV, 39	S	17,542		N/A		\$0.00			
9	Patriot Coal Sales	8, WV, 39	MTC	9,790		N/A		\$0.00			
10	Patriot Coal Sales	8, WV, 39	S	150		N/A		\$0.00			

MONTHLY REPORT OF COST AND QUALITY OF COAL FOR ELECTRIC PLANTS  
ORIGIN, TONNAGE, DELIVERED PRICE AND AS RECEIVED QUALITY



1. Report for: Mo. 11/2008  
 2. Reporting Company: Florida Power Corporation  
 3. Plant Name: Transfer Facility - IMT

4. NAME, TITLE, TELEPHONE NUMBER OF CONTACT PERSON CONCERNING DATA  
 SUBMITTED ON THIS FORM: Kelly Jo Irons, Associate Business Financial Analyst, (919) 546-5028

5. Signature of Official Submitting Report : *Denise Hards*  
 Denise Hards - Lead Business Financial Analyst

6. DATE COMPLETED: 1/16/2009

Line No.	Supplier Name	Mine Location	Shipping Point	Transportation Mode	Tons	Effective Purchase Price (\$/Ton)	Additional Shorthaul & Loading Charges (\$/Ton)	Rail Rate (\$/Ton)	Other Rail Charges (\$/Ton)	River Barge Rate (\$/Ton)	Trans-loading Rate (\$/Ton)	Ocean Barge Rate (\$/Ton)	Other Water Charges (\$/Ton)	Other Related Charges (\$/Ton)	Transportation Charges (\$/Ton)	F.O.B. Plant Price (\$/Ton)
(a)	(b)	(c)	(d)	(e)	(f)	(g)	(h)	(i)	(j)	(k)	(l)	(m)	(n)	(o)	(p)	(q)
1	Apex Coal Sales	8, WV, 45	Amherstdale	B	3,548		N/A	N/A	N/A			N/A		N/A		\$53.66
2	Apex Coal Sales	8, WV, 45	Amherstdale	B	1,623		N/A	N/A	N/A			N/A		N/A		\$116.10
3	Arch Coal Sales	17, CO, 29	West Elk	B	12,358		N/A	N/A	N/A			N/A		N/A		\$99.07
4	Coalsales LLC	N/A	Cahokia Colorado	B	300		N/A	N/A	N/A			N/A		N/A		\$98.46
5	Coalsales LLC	N/A	Cora Dock Colorado	B	25,814		N/A	N/A	N/A			N/A		N/A		\$97.54
6	Coalsales LLC	17, CO, 107	Twenty Mile	B	16,071		N/A	N/A	N/A			N/A		N/A		\$83.95
7	Keystone Industries LLC	8, WV, 39	Marmet Dock	B	6,394		N/A	N/A	N/A			N/A		N/A		\$80.61
8	Patriot Coal Sales	8, WV, 39	Winifrede Dock	B	17,542		N/A	N/A	N/A			N/A		N/A		\$79.95
9	Patriot Coal Sales	8, WV, 39	Kanahwa Eagle	B	9,790		N/A	N/A	N/A			N/A		N/A		\$69.00
10	Patriot Coal Sales	8, WV, 39	Kanahwa Eagle	B	150		N/A	N/A	N/A			N/A		N/A		\$80.25

MONTHLY REPORT OF COST AND QUALITY OF COAL FOR ELECTRIC PLANTS  
 ORIGIN, TONNAGE, DELIVERED PRICE AND AS RECEIVED QUALITY

**SPECIFIED  
 CONFIDENTIAL**

1. Report for: Mo. 11/2008  
 2. Reporting Company: Florida Power Corporation  
 3. Plant Name: Transfer Facility - IMT

4. NAME, TITLE, TELEPHONE NUMBER OF CONTACT PERSON CONCERNING DATA  
 SUBMITTED ON THIS FORM: Kelly Irons, Associate Business Financial Analyst, (919) 546-5028

5. Signature of Official Submitting Report:

*Denise Hards*  
 \_\_\_\_\_  
 Denise Hards - Lead Business Financial Analyst

6. DATE COMPLETED: 1/16/2009

Line No.	Month Reported	Form Plant Name	Intended Generating Plant	Supplier Name	Original Line Number	Volume (tons)	Form No.	Column Title	Old Value	New Value	New F.O.B. Plant Price	Reason for Revision
(a)	(b)	(c)	(d)	(e)	(f)	(g)	(h)	(i)	(j)	(k)	(l)	(m)
NONE												

MONTHLY REPORT OF COST AND QUALITY OF COAL FOR ELECTRIC PLANTS  
ORIGIN, TONNAGE, DELIVERED PRICE AND AS RECEIVED QUALITY

**SPECIFIED  
CONFIDENTIAL**


1. Report for: Mo. 11/2008

2. Reporting Company: Florida Power Corporation

3. Plant Name: Transfer Facility - UBT

4. NAME, TITLE, TELEPHONE NUMBER OF CONTACT PERSON CONCERNING DATA  
SUBMITTED ON THIS FORM: Kelly Jo Irons, Associate Business Financial Analyst, (919) 546-5028

5. Signature of Official Submitting Report :



Denise Hards - Lead Business Financial Analyst

6. DATE COMPLETED: 1/16/2009

Lin No	Supplier Name	Mine Location	Purchase Type	Transportation Mode	Tons	Total		F.O.B. Plant Price (\$/Ton)	As Received Coal Quality			
						Effective Purchase Price (\$/Ton)	Transportation Cost (\$/Ton)		Percent Sulfur (%)	Btu Content (Btu/lb)	Percent Ash (%)	Percent Moisture (%)
(a)	(b)	(c)	(d)	(e)	(f)	(g)	(h)	(i)	(j)	(k)	(l)	(m)
1	Apex Coal Sales	8, WV, 45	MTC	B	10,420			\$52.39	0.53	9,748	27.62	5.78
2	Apex Coal Sales	8, WV, 45	S	B	23,550			\$110.27	0.65	11,825	12.10	7.57
3	Appalachian Fuels LLC	N/A	MTC	OB	82,726			\$95.00	0.97	13,173	8.34	5.48
4	Arch Coal Sales	17, CO, 29	S	B	5,233			\$97.02	0.47	11,633	10.86	8.76
5	Coalsales LLC	N/A	MTC	B	42,139			\$95.92	0.47	10,904	11.19	11.18
6	Coalsales LLC	17, CO, 107	MTC	B	28,266			\$82.50	0.48	11,115	10.41	10.64
7	Glencore Ltd.	999, IM, 45	MTC	OB	65,773			\$61.38	0.70	12,247	5.87	9.55
8	Patriot Coal Sales	8, WV, 39	S	B	8,337			\$77.91	0.71	12,223	12.23	6.71
9	Patriot Coal Sales	8, WV, 39	MTC	B	8,428			\$66.87	0.72	12,177	12.22	6.87



MONTHLY REPORT OF COST AND QUALITY OF COAL FOR ELECTRIC PLANTS  
ORIGIN, TONNAGE, DELIVERED PRICE AND AS RECEIVED QUALITY



1. Report for: Mo. 11/2008  
 2. Reporting Company: Florida Power Corporation  
 3. Plant Name: Transfer Facility - UBT

4. NAME, TITLE, TELEPHONE NUMBER OF CONTACT PERSON CONCERNING DATA  
 SUBMITTED ON THIS FORM: Kelly Jo Irons, Associate Business Financial Analyst, (919) 546-5028

5. Signature of Official Submitting Report :

Denise Hards - Lead Business Financial Analyst

6. DATE COMPLETED: 1/16/2009

Lin No	Supplier Name	Mine Location	Purchas Type	Tons	F.O.B. Mine Price (\$/Ton)	Short Haul & Loading Charges (\$/Ton)	Original Invoice Price (\$/Ton)	Retro-active Price Inc(Dec) (\$/Ton)	Base Price (\$/Ton)	Quality Adjustments (\$/Ton)	Effective Purchase Price (\$/Ton)
(a)	(b)	(c)	(d)	(e)	(f)	(g)	(h)	(i)	(j)	(k)	(l)
1	Apex Coal Sales	8, WV, 45	MTC	10,420		N/A		\$0.00			
2	Apex Coal Sales	8, WV, 45	S	23,550		N/A		\$0.00			
3	Appalachian Fuels LLC	N/A	MTC	82,726		N/A		\$0.00			
4	Arch Coal Sales	17, CO, 29	S	5,233		N/A		\$0.00			
5	Coalsales LLC	N/A	MTC	42,139		N/A		\$0.00			
6	Coalsales LLC	17, CO, 107	MTC	28,266		N/A		\$0.00			
7	Glencore Ltd.	999, IM, 45	MTC	65,773		N/A		\$0.00			
8	Patriot Coal Sales	8, WV, 39	S	8,337		N/A		\$0.00			
9	Patriot Coal Sales	8, WV, 39	MTC	8,428		N/A		\$0.00			

MONTHLY REPORT OF COST AND QUALITY OF COAL FOR ELECTRIC PLANTS  
ORIGIN, TONNAGE, DELIVERED PRICE AND AS RECEIVED QUALITY

**SPECIFIED  
CONFIDENTIAL**

1. Report for: Mo. 11/2008  
2. Reporting Company: Florida Power Corporation  
3. Plant Name: Transfer Facility - UBT

4. NAME, TITLE, TELEPHONE NUMBER OF CONTACT PERSON CONCERNING DATA  
SUBMITTED ON THIS FORM: Kelly Jo Irons, Associate Business Financial Analyst, (919) 546-5028

5. Signature of Official Submitting Report : *Denise Hards*  
Denise Hards - Lead Business Financial Analyst

6. DATE COMPLETED: 1/16/2009

Line No.	Supplier Name	Mine Location	Shipping Point	Transportation Mode	Tons	Effective Purchase Price (\$/Ton)	Additional Shorthaul & Loading Charges (\$/Ton)	Rail Rate (\$/Ton)	Other Rail Charges (\$/Ton)	River Barge Rate (\$/Ton)	Trans-loading Rate (\$/Ton)	Ocean Barge Rate (\$/Ton)	Other Water Charges (\$/Ton)	Other Related Charges (\$/Ton)	Transportation Charges (\$/Ton)	F.O.B. Plant Price (\$/Ton)
(a)	(b)	(c)	(d)	(e)	(f)	(g)	(h)	(i)	(j)	(k)	(l)	(m)	(n)	(o)	(p)	(q)
1	Apex Coal Sales	8, WV, 45	Amherstdale	B	10,420		N/A	N/A	N/A			N/A		N/A		\$52.39
2	Apex Coal Sales	8, WV, 45	Amherstdale	B	23,550		N/A	N/A	N/A			N/A		N/A		\$110.27
3	Appalachian Fuels LLC	N/A	United Bulk Term	OB	82,726		N/A	N/A	N/A	N/A		N/A		N/A		\$95.00
4	Arch Coal Sales	17, CO, 29	West Elk	B	5,233		N/A	N/A	N/A			N/A		N/A		\$97.02
5	Coalsales LLC	N/A	Cora Dock Colorz	B	42,139		N/A	N/A	N/A			N/A		N/A		\$95.92
6	Coalsales LLC	17, CO, 107	Twenty Mile	B	28,266		N/A	N/A	N/A			N/A		N/A		\$82.50
7	Glencore Ltd.	999, IM, 45	La Jagua	OB	65,773		N/A	N/A	N/A	N/A		N/A		N/A		\$61.38
8	Patriot Coal Sales	8, WV, 39	Winifrede Dock	B	8,337		N/A	N/A	N/A			N/A		N/A		\$77.91
9	Patriot Coal Sales	8, WV, 39	Kanahwa Eagle	B	8,428		N/A	N/A	N/A			N/A		N/A		\$66.87

MONTHLY REPORT OF COST AND QUALITY OF COAL FOR ELECTRIC PLANTS  
 ORIGIN, TONNAGE, DELIVERED PRICE AND AS RECEIVED QUALITY

**SPECIFIED  
 CONFIDENTIAL**

1. Report for: Mo. 11/2008  
 2. Reporting Company: Florida Power Corporation  
 3. Plant Name: Transfer Facility - UBT

4. NAME, TITLE, TELEPHONE NUMBER OF CONTACT PERSON CONCERNING DATA  
 SUBMITTED ON THIS FORM: Kelly Irons, Associate Business Financial Analyst, (919) 546-5028

5. Signature of Official Submitting Report:

*Denise Hards*  
 \_\_\_\_\_  
 Denise Hards - Lead Business Financial Analyst

6. DATE COMPLETED: 1/16/2009

Line No.	Month Reported	Form Plant Name	Intended Generating Plant	Supplier Name	Original Line Number	Volume (tons)	Form No.	Column Title	Old Value	New Value	New F.O.B. Plant Price	Reason for Revision
(a)	(b)	(c)	(d)	(e)	(f)	(g)	(h)	(i)	(j)	(k)	(l)	(m)
NONE												